



**Townsville QLD Professional**  
**Race 5: LADBROKES EASY FORM RATINGS BAND 0 - 55 Handicap - 1200m**  
**07 July 2024 - 14:08**



Track Rating: Soft 5, Weather: Overcast, Rail Position: +8m 1000m-W/Post; +3.5m Remainder

Section												Last 600m		
Field Times		Overall	1000m	800m	600m	400m	200m						0:34.62	
		1:10.50 (0:13.90)	0:56.60 (0:10.98)	0:45.62 (0:11.00)	0:34.62 (0:11.34)	0:23.28 (0:11.32)	0:11.96 (0:11.96)							
Rank	TAB	Horse/Jockey	Barrier	Top Speed [km/h]	Fastest Section							Margin	Distance Travelled [m]	
1	1	<b>MY ARTIE</b> Ashley Butler	5	67.3 1000m	0:10.84 1000m	1:10.50 [1] (0:14.51)	0:55.99 [4] (0:10.84)	0:45.15 [4] (0:10.97)	0:34.18 [4] (0:11.12)	0:23.06 [4] (0:11.10)	0:11.96 [1] (0:11.96)	1:10.50	0:34.18	
2	4	<b>SUPER TWENTY THREE</b> Ryan Wiggins	12	66.9 1000m	0:10.80 1000m	1:10.72 [2] (0:14.68)	0:56.04 [5] (0:10.80)	0:45.24 [5] (0:10.94)	0:34.30 [5] (0:11.15)	0:23.15 [6] (0:11.18)	0:11.97 [4] (0:11.97)	1.25L	0:34.30	+1
3	11	<b>OH MY HAT</b> Adrian Layt	13	68.5 Overall	0:10.98 1000m	1:10.74 [3] (0:13.90)	0:56.84 [1] (0:10.98)	0:45.86 [2] (0:11.15)	0:34.71 [2] (0:11.24)	0:23.47 [2] (0:11.46)	0:12.01 [3] (0:12.01)	1.37L	0:34.71	+6
4	2	<b>STRATHCONA</b> Corey Bayliss	9	69.2 1000m	0:10.51 1000m	1:10.84 [4] (0:14.37)	0:56.47 [2] (0:10.51)	0:45.96 [1] (0:11.00)	0:34.96 [1] (0:11.34)	0:23.62 [1] (0:11.51)	0:12.11 [2] (0:12.11)	1.99L	0:34.96	+1
5	7	<b>HUNT THE HUNTER</b> Chris Whiteley	10	68.4 800m	0:10.73 800m	1:10.92 [5] (0:15.00)	0:55.92 [8] (0:10.79)	0:45.13 [8] (0:10.73)	0:34.40 [6] (0:10.88)	0:23.52 [3] (0:11.40)	0:12.12 [5] (0:12.12)	2.44L	0:34.40	+4
6	9	<b>WHITE AREDELLE</b> Isabella Teh	2	67.7 1000m	0:10.74 1000m	1:11.02 [6] (0:14.51)	0:56.51 [3] (0:10.74)	0:45.77 [3] (0:10.96)	0:34.81 [3] (0:11.24)	0:23.57 [5] (0:11.43)	0:12.14 [6] (0:12.14)	3.02L	0:34.81	+2
7	12	<b>BOLD ZIP</b> Tyler Leslight	1	66.1 Overall	0:10.82 1000m	1:11.13 [7] (0:14.73)	0:56.40 [6] (0:10.82)	0:45.58 [6] (0:10.98)	0:34.60 [7] (0:11.25)	0:23.35 [7] (0:11.30)	0:12.05 [7] (0:12.05)	3.71L	0:34.60	+1
8	6	<b>BRADSHAW</b> Chelsea Jokic	4	67.3 1000m	0:10.75 1000m	1:11.21 [8] (0:14.96)	0:56.25 [7] (0:10.75)	0:45.50 [7] (0:10.93)	0:34.57 [8] (0:11.33)	0:23.24 [8] (0:11.24)	0:12.00 [8] (0:12.00)	4.15L	0:34.57	+2
9	3	<b>LUCKY ROLLA</b> Nathan Day	14	67.2 1000m	0:10.98 1000m	1:11.25 [9] (0:15.05)	0:56.20 [9] (0:10.98)	0:45.22 [10] (0:11.02)	0:34.20 [11] (0:11.18)	0:23.02 [11] (0:11.19)	0:11.83 [11] (0:11.83)	4.37L	0:34.20	+5
10	8	<b>EXTRA FREE</b> Rebecca Wilson	6	67.8 800m	0:10.80 1000m	1:11.42 [10] (0:15.13)	0:56.29 [10] (0:10.80)	0:45.49 [9] (0:10.86)	0:34.63 [9] (0:11.33)	0:23.30 [9] (0:11.24)	0:12.06 [10] (0:12.06)	5.41L	0:34.63	+1

Scratched: Vee Eight Power (#13), Density (#14)



**Townsville QLD Professional**  
**Race 5: LADBROKES EASY FORM RATINGS BAND 0 - 55 Handicap - 1200m**  
**07 July 2024 - 14:08**



Track Rating: Soft 5, Weather: Overcast, Rail Position: +8m 1000m-W/Post; +3.5m Remainder

Section		Overall	1000m	800m	600m	400m	200m	Last 600m					
Field Times		1:10.50 (0:13.90)	0:56.60 (0:10.98)	0:45.62 (0:11.00)	0:34.62 (0:11.34)	0:23.28 (0:11.32)	0:11.96 (0:11.96)	0:34.62					
Rank	TAB Horse/Jockey	Barrier	Top Speed [km/h]	Fastest Section	Margin						Distance Travelled [m]		
10	5 MCNAIR Carl Spry	8	68.2 1000m	0:10.87 800m	1:11.42 [10] (0:15.34)	0:56.08 [12] (0:10.88)	0:45.20 [12] (0:10.87)	0:34.33 [12] (0:11.20)	0:23.13 [12] (0:11.20)	0:11.93 [12] (0:11.93)	5.41L	0:34.33	+1
12	10 JAZZ WORTHY Lacey Morrison	11	67.6 800m	0:10.84 800m	1:11.45 [12] (0:15.14)	0:56.31 [11] (0:10.90)	0:45.41 [11] (0:10.84)	0:34.57 [10] (0:11.30)	0:23.27 [10] (0:11.16)	0:12.11 [9] (0:12.11)	5.55L	0:34.57	+4

Scratched: Vee Eight Power (#13), Density (#14)



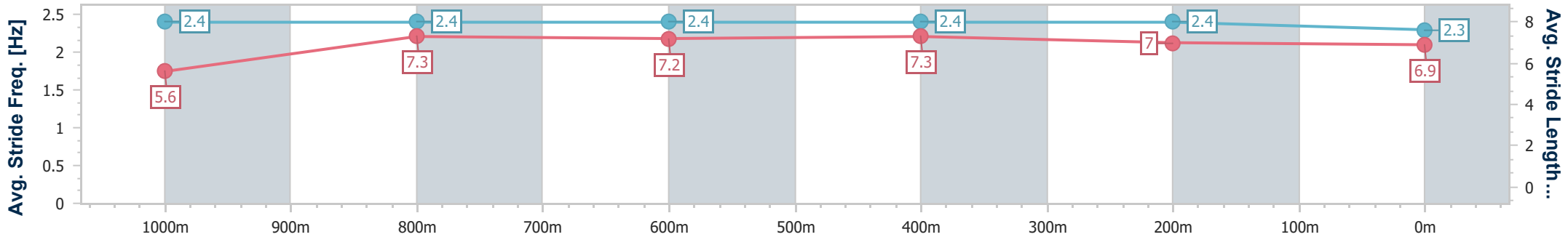
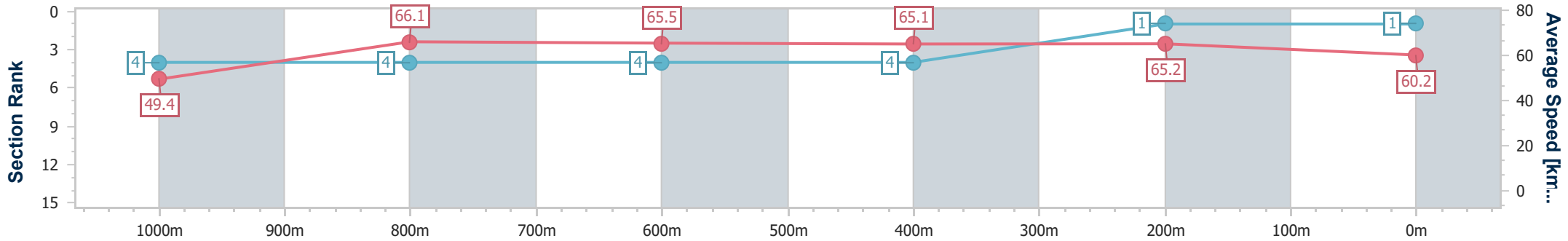
Horse/Jockey Name	My Artie
Final Rank	1
Fastest Section Time (Section)	0:10.84 (1000m)
Top Speed [km/h] (Section)	67.3 (1000m)
Race State	Finished



Townsville QLD Professional  
 Race 5: LADBROKES EASY FORM RATINGS BAND 0 - 55  
 Handicap - 1200m  
 07 July 2024 - 14:08  
 Track Rating: Soft 5, Weather: Overcast, Rail Position: +8m 1000m-  
 W/Post; +3.5m Remainder



Section	Overall	1000m	800m	600m	400m	200m
Section Times	1:10.50 [1] (0:14.51)	0:55.99 [4] (0:10.84)	0:45.15 [4] (0:10.97)	0:34.18 [4] (0:11.12)	0:23.06 [4] (0:11.10)	0:11.96 [1] (0:11.96)
Average Speed [km/h]	49.4	66.1	65.5	65.1	65.2	60.2
Top Speed [km/h]	66.8	67.3	66.2	66.0	66.3	63.2
Avg. Dist. to Rail [m]	4.0	1.3	0.3	1.1	4.6	4.2
Avg. Stride Freq. [Hz]	2.4	2.4	2.4	2.4	2.4	2.3
Avg. Stride Length [m]	5.6	7.3	7.2	7.3	7.0	6.9



- [ ] Ranking at each section and finish
- .-.- No data available at this section
- NA No data available



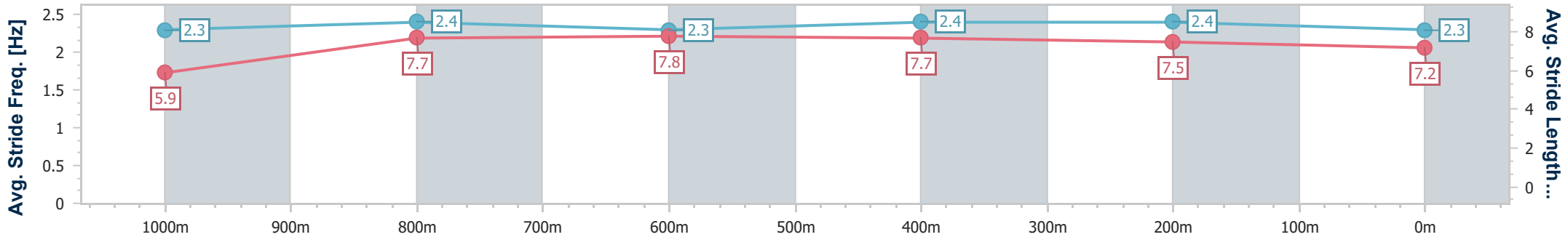
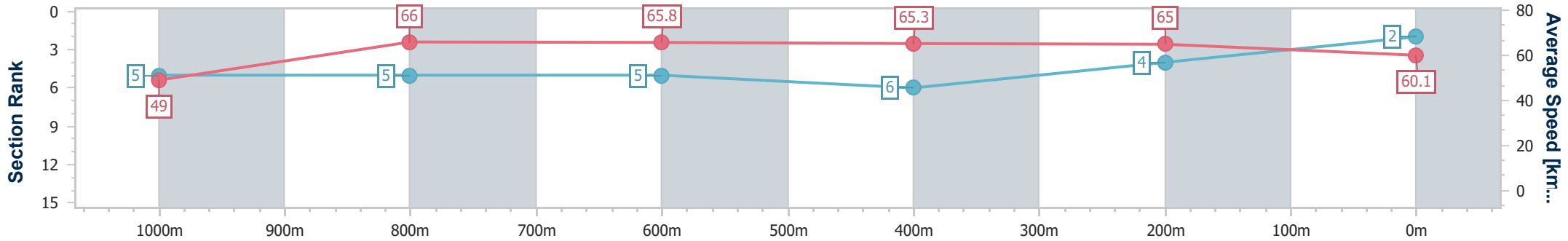
Horse/Jockey Name	Super Twenty Three
Final Rank	2
Fastest Section Time (Section)	0:10.80 (1000m)
Top Speed [km/h] (Section)	66.9 (1000m)
Race State	Finished



Townsville QLD Professional  
 Race 5: LADBROKES EASY FORM RATINGS BAND 0 - 55  
 Handicap - 1200m  
 07 July 2024 - 14:08  
 Track Rating: Soft 5, Weather: Overcast, Rail Position: +8m 1000m-  
 W/Post; +3.5m Remainder



Section	Overall	1000m	800m	600m	400m	200m								
Section Times	1:10.72 [2] (0:14.68)	0:56.04 [5] (0:10.80)	0:45.24 [5] (0:10.94)	0:34.30 [5] (0:11.15)	0:23.15 [6] (0:11.18)	0:11.97 [4] (0:11.97)								
Average Speed [km/h]	49.0	66.0	65.8	65.3	65.0	60.1								
Top Speed [km/h]	66.8	66.9	66.3	65.7	66.1	63.4								
Avg. Dist. to Rail [m]	6.8	2.5	0.6	2.5	4.4	4.7								
Avg. Stride Freq. [Hz]	2.3	2.4	2.3	2.4	2.4	2.3								
Avg. Stride Length [m]	5.9	7.7	7.8	7.7	7.5	7.2								



- [ ] Ranking at each section and finish
- .-.- No data available at this section
- NA No data available



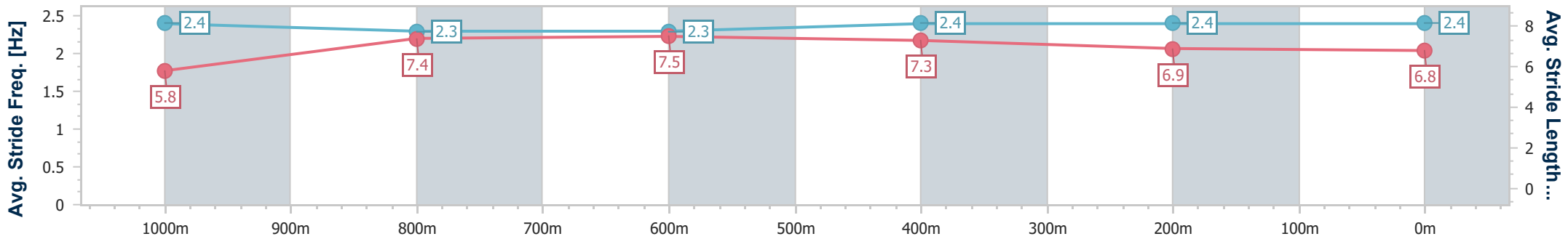
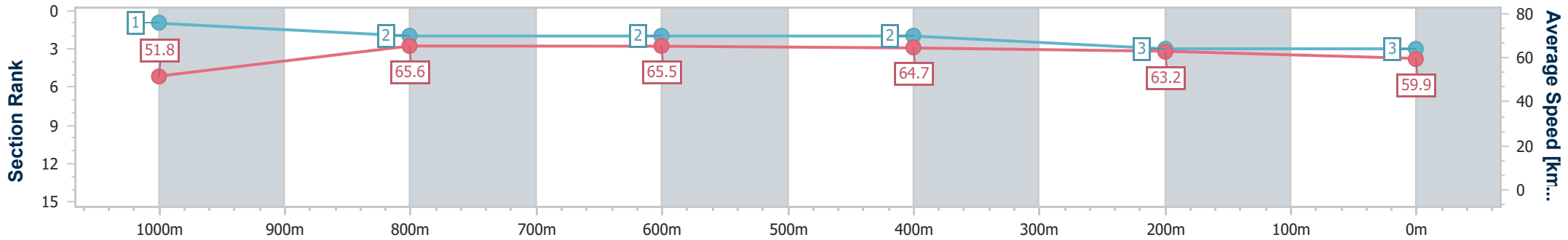
Horse/Jockey Name	Oh My Hat
Final Rank	3
Fastest Section Time (Section)	0:10.98 (1000m)
Top Speed [km/h] (Section)	68.5 (Overall)
Race State	Finished



Townsville QLD Professional  
 Race 5: LADBROKES EASY FORM RATINGS BAND 0 - 55  
 Handicap - 1200m  
 07 July 2024 - 14:08  
 Track Rating: Soft 5, Weather: Overcast, Rail Position: +8m 1000m-  
 W/Post; +3.5m Remainder



Section	Overall	1000m	800m	600m	400m	200m								
Section Times	1:10.74 [3] (0:13.90)	0:56.84 [1] (0:10.98)	0:45.86 [2] (0:11.15)	0:34.71 [2] (0:11.24)	0:23.47 [2] (0:11.46)	0:12.01 [3] (0:12.01)								
Average Speed [km/h]	51.8	65.6	65.5	64.7	63.2	59.9								
Top Speed [km/h]	68.5	67.4	66.0	65.0	63.9	62.2								
Avg. Dist. to Rail [m]	7.9	1.4	2.8	2.4	3.2	3.9								
Avg. Stride Freq. [Hz]	2.4	2.3	2.3	2.4	2.4	2.4								
Avg. Stride Length [m]	5.8	7.4	7.5	7.3	6.9	6.8								



- [ ] Ranking at each section and finish
- .-.- No data available at this section
- NA No data available



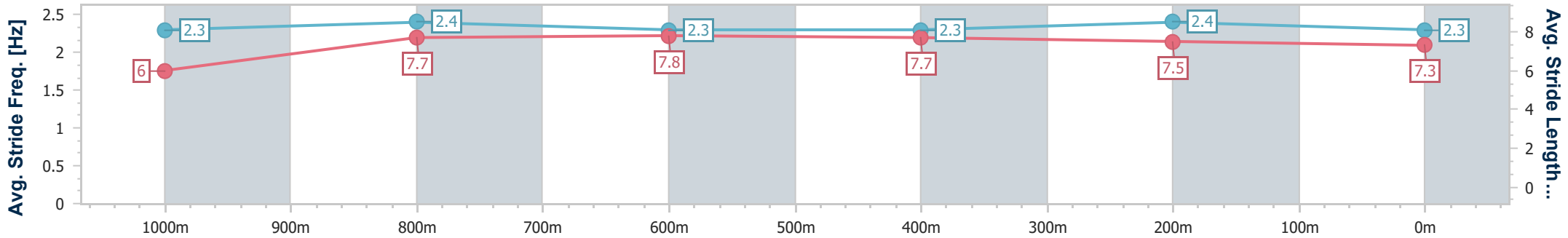
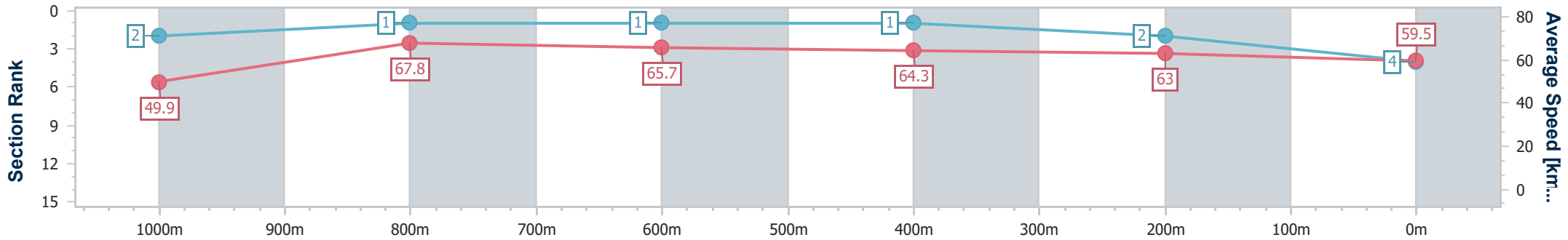
Horse/Jockey Name	Strathcona
Final Rank	4
Fastest Section Time (Section)	0:10.51 (1000m)
Top Speed [km/h] (Section)	69.2 (1000m)
Race State	Finished



Townsville QLD Professional  
 Race 5: LADBROKES EASY FORM RATINGS BAND 0 - 55  
 Handicap - 1200m  
 07 July 2024 - 14:08  
 Track Rating: Soft 5, Weather: Overcast, Rail Position: +8m 1000m-  
 W/Post; +3.5m Remainder



Section	Overall	1000m	800m	600m	400m	200m
Section Times	1:10.84 [4] (0:14.37)	0:56.47 [2] (0:10.51)	0:45.96 [1] (0:11.00)	0:34.96 [1] (0:11.34)	0:23.62 [1] (0:11.51)	0:12.11 [2] (0:12.11)
Average Speed [km/h]	49.9	67.8	65.7	64.3	63.0	59.5
Top Speed [km/h]	68.8	69.2	66.7	64.3	64.0	62.5
Avg. Dist. to Rail [m]	5.2	2.3	0.9	2.7	4.7	4.3
Avg. Stride Freq. [Hz]	2.3	2.4	2.3	2.3	2.4	2.3
Avg. Stride Length [m]	6.0	7.7	7.8	7.7	7.5	7.3



- [ ] Ranking at each section and finish
- .-.- No data available at this section
- NA No data available



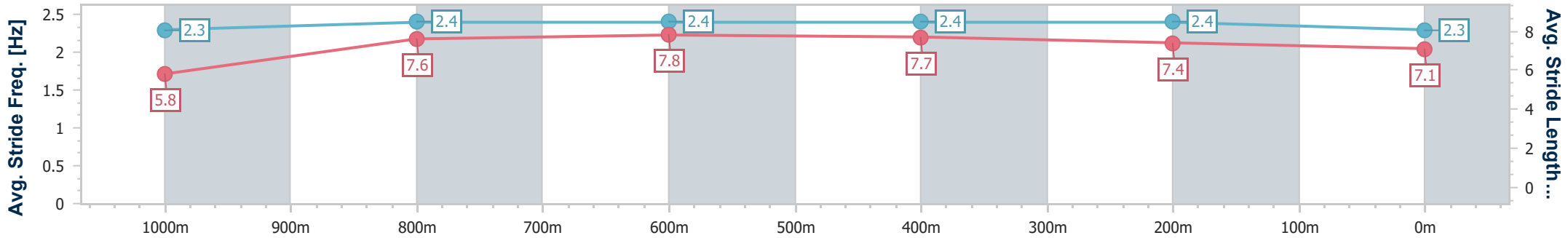
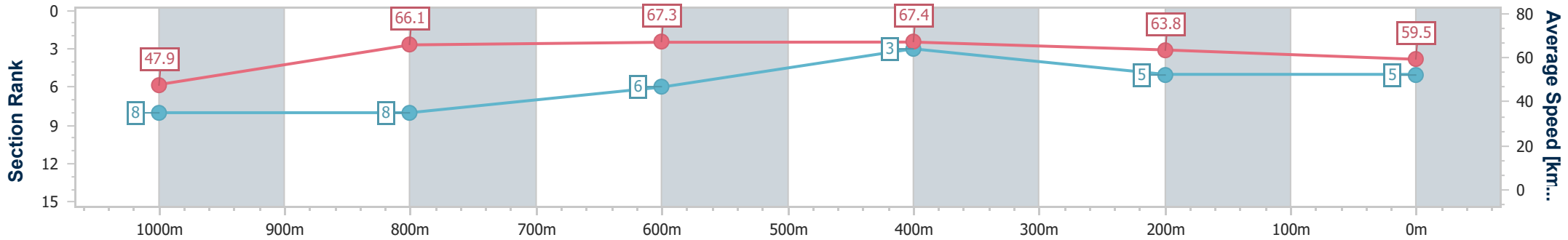
Horse/Jockey Name	Hunt The Hunter
Final Rank	5
Fastest Section Time (Section)	0:10.73 (800m)
Top Speed [km/h] (Section)	68.4 (800m)
Race State	Finished



Townsville QLD Professional  
 Race 5: LADBROKES EASY FORM RATINGS BAND 0 - 55  
 Handicap - 1200m  
 07 July 2024 - 14:08  
 Track Rating: Soft 5, Weather: Overcast, Rail Position: +8m 1000m-  
 W/Post; +3.5m Remainder



Section	Overall	1000m	800m	600m	400m	200m							
Section Times	1:10.92 [5] (0:15.00)	0:55.92 [8] (0:10.79)	0:45.13 [8] (0:10.73)	0:34.40 [6] (0:10.88)	0:23.52 [3] (0:11.40)	0:12.12 [5] (0:12.12)							
Average Speed [km/h]	47.9	66.1	67.3	67.4	63.8	59.5							
Top Speed [km/h]	65.1	66.7	68.4	67.7	66.4	63.4							
Avg. Dist. to Rail [m]	5.9	1.9	0.9	3.8	6.7	7.4							
Avg. Stride Freq. [Hz]	2.3	2.4	2.4	2.4	2.4	2.3							
Avg. Stride Length [m]	5.8	7.6	7.8	7.7	7.4	7.1							



- [ ] Ranking at each section and finish
- .-.- No data available at this section
- NA No data available



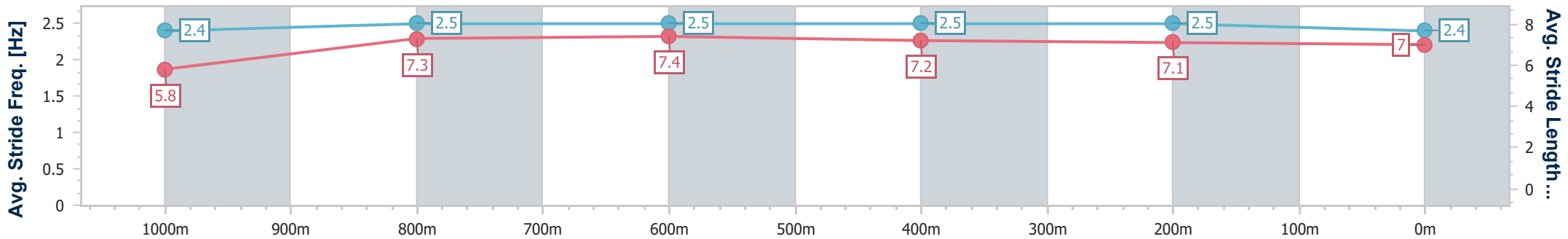
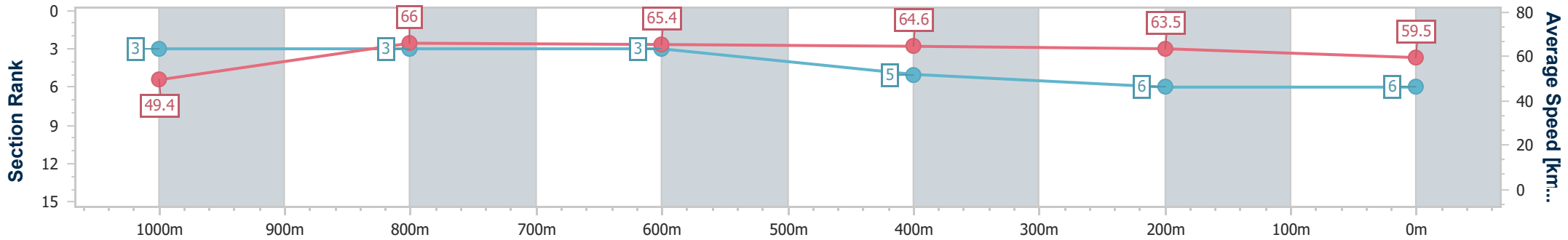
Horse/Jockey Name	White Arendelle
Final Rank	6
Fastest Section Time (Section)	0:10.74 (1000m)
Top Speed [km/h] (Section)	67.7 (1000m)
Race State	Finished



Townsville QLD Professional  
 Race 5: LADBROKES EASY FORM RATINGS BAND 0 - 55  
 Handicap - 1200m  
 07 July 2024 - 14:08  
 Track Rating: Soft 5, Weather: Overcast, Rail Position: +8m 1000m-  
 W/Post; +3.5m Remainder



Section	Overall	1000m	800m	600m	400m	200m
Section Times	1:11.02 [6] (0:14.51)	0:56.51 [3] (0:10.74)	0:45.77 [3] (0:10.96)	0:34.81 [3] (0:11.24)	0:23.57 [5] (0:11.43)	0:12.14 [6] (0:12.14)
Average Speed [km/h]	49.4	66.0	65.4	64.6	63.5	59.5
Top Speed [km/h]	67.3	67.7	66.1	65.0	64.0	62.4
Avg. Dist. to Rail [m]	3.4	3.0	0.8	1.9	5.0	6.4
Avg. Stride Freq. [Hz]	2.4	2.5	2.5	2.5	2.5	2.4
Avg. Stride Length [m]	5.8	7.3	7.4	7.2	7.1	7.0



- [ ] Ranking at each section and finish
- .-.- No data available at this section
- NA No data available





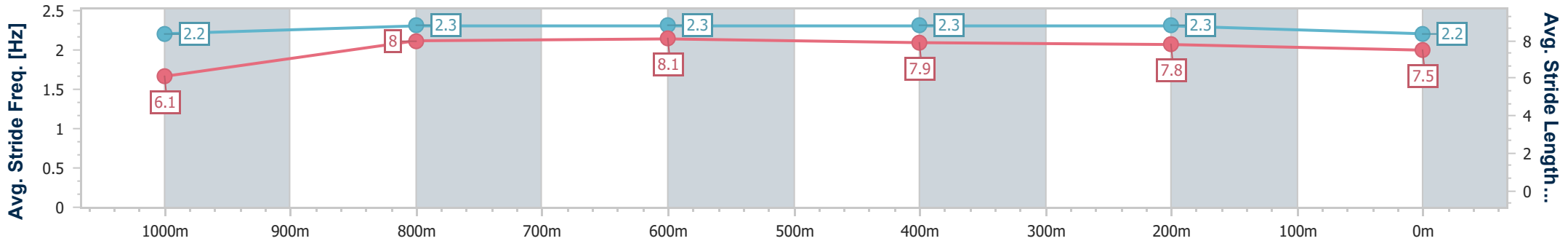
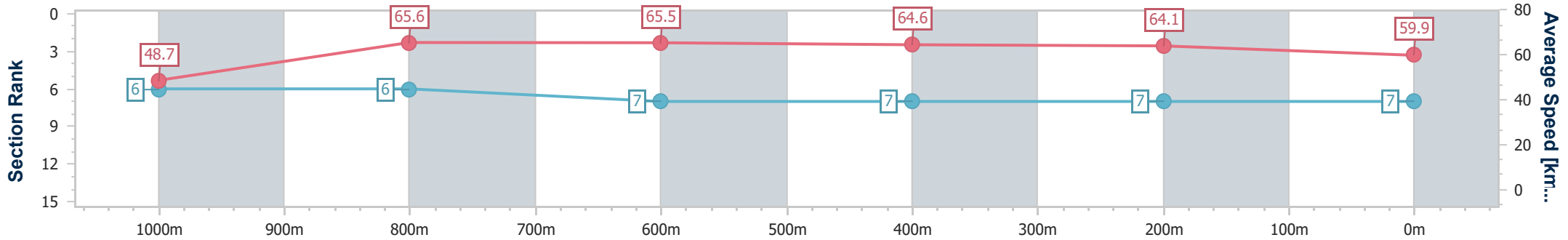
Horse/Jockey Name	Bold Zip
Final Rank	7
Fastest Section Time (Section)	0:10.82 (1000m)
Top Speed [km/h] (Section)	66.1 (Overall)
Race State	Finished



Townsville QLD Professional  
 Race 5: LADBROKES EASY FORM RATINGS BAND 0 - 55  
 Handicap - 1200m  
 07 July 2024 - 14:08  
 Track Rating: Soft 5, Weather: Overcast, Rail Position: +8m 1000m-  
 W/Post; +3.5m Remainder



Section	Overall	1000m	800m	600m	400m	200m								
Section Times	1:11.13 [7] (0:14.73)	0:56.40 [6] (0:10.82)	0:45.58 [6] (0:10.98)	0:34.60 [7] (0:11.25)	0:23.35 [7] (0:11.30)	0:12.05 [7] (0:12.05)								
Average Speed [km/h]	48.7	65.6	65.5	64.6	64.1	59.9								
Top Speed [km/h]	66.1	65.9	66.0	64.8	64.9	63.9								
Avg. Dist. to Rail [m]	3.1	2.7	0.5	2.0	3.5	3.7								
Avg. Stride Freq. [Hz]	2.2	2.3	2.3	2.3	2.3	2.2								
Avg. Stride Length [m]	6.1	8.0	8.1	7.9	7.8	7.5								



- [ ] Ranking at each section and finish
- .-.- No data available at this section
- NA No data available



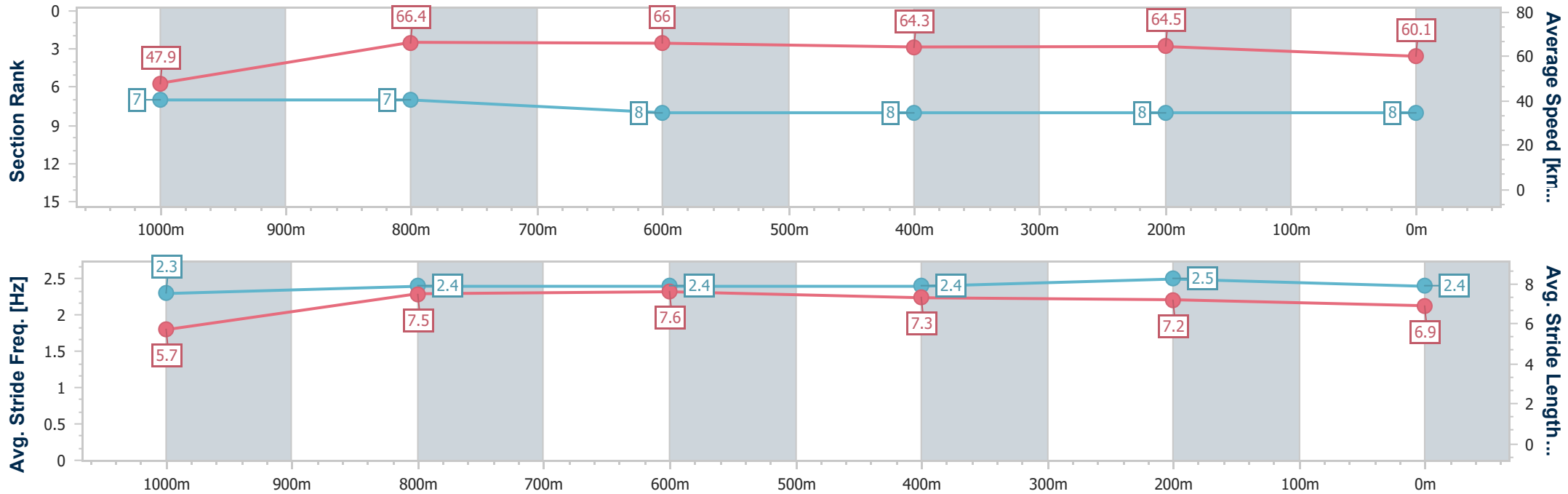
Horse/Jockey Name	Bradshaw
Final Rank	8
Fastest Section Time (Section)	0:10.75 (1000m)
Top Speed [km/h] (Section)	67.3 (1000m)
Race State	Finished



Townsville QLD Professional  
 Race 5: LADBROKES EASY FORM RATINGS BAND 0 - 55  
 Handicap - 1200m  
 07 July 2024 - 14:08  
 Track Rating: Soft 5, Weather: Overcast, Rail Position: +8m 1000m-  
 W/Post; +3.5m Remainder



Section	Overall	1000m	800m	600m	400m	200m
Section Times	1:11.21 [8] (0:14.96)	0:56.25 [7] (0:10.75)	0:45.50 [7] (0:10.93)	0:34.57 [8] (0:11.33)	0:23.24 [8] (0:11.24)	0:12.00 [8] (0:12.00)
Average Speed [km/h]	47.9	66.4	66.0	64.3	64.5	60.1
Top Speed [km/h]	64.9	67.3	66.1	65.8	65.5	63.6
Avg. Dist. to Rail [m]	3.6	1.9	0.6	2.6	5.2	10.2
Avg. Stride Freq. [Hz]	2.3	2.4	2.4	2.4	2.5	2.4
Avg. Stride Length [m]	5.7	7.5	7.6	7.3	7.2	6.9



- [ ] Ranking at each section and finish
- .-.- No data available at this section
- NA No data available



Horse/Jockey Name	Lucky Rolla
Final Rank	9
Fastest Section Time (Section)	0:10.98 (1000m)
Top Speed [km/h] (Section)	67.2 (1000m)
Race State	Finished



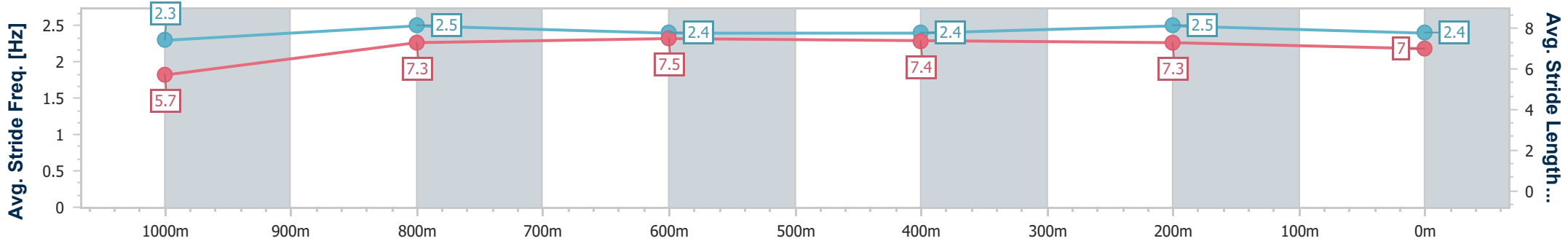
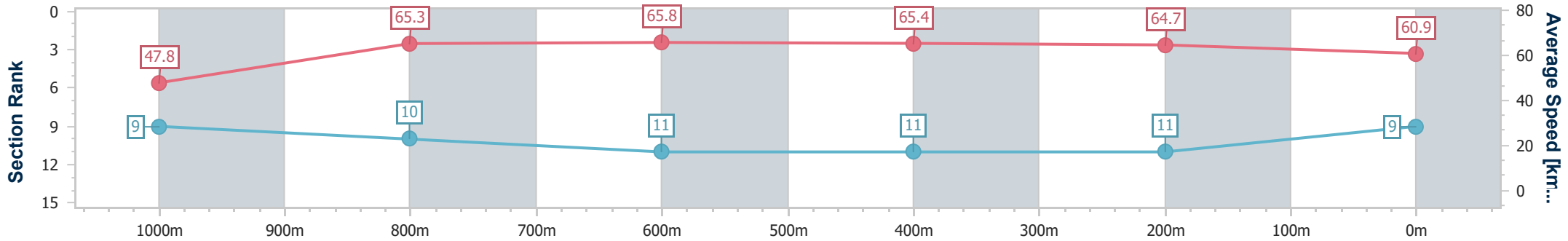
Townsville QLD Professional  
Race 5: LADBROKES EASY FORM RATINGS BAND 0 - 55  
Handicap - 1200m

07 July 2024 - 14:08

Track Rating: Soft 5, Weather: Overcast, Rail Position: +8m 1000m-  
W/Post; +3.5m Remainder



Section	Overall	1000m	800m	600m	400m	200m
Section Times	1:11.25 [9] (0:15.05)	0:56.20 [9] (0:10.98)	0:45.22 [10] (0:11.02)	0:34.20 [11] (0:11.18)	0:23.02 [11] (0:11.19)	0:11.83 [11] (0:11.83)
Average Speed [km/h]	47.8	65.3	65.8	65.4	64.7	60.9
Top Speed [km/h]	64.1	67.2	66.7	66.5	65.8	64.0
Avg. Dist. to Rail [m]	7.3	1.6	1.4	3.2	4.3	5.2
Avg. Stride Freq. [Hz]	2.3	2.5	2.4	2.4	2.5	2.4
Avg. Stride Length [m]	5.7	7.3	7.5	7.4	7.3	7.0



- [ ] Ranking at each section and finish
- .-.- No data available at this section
- NA No data available



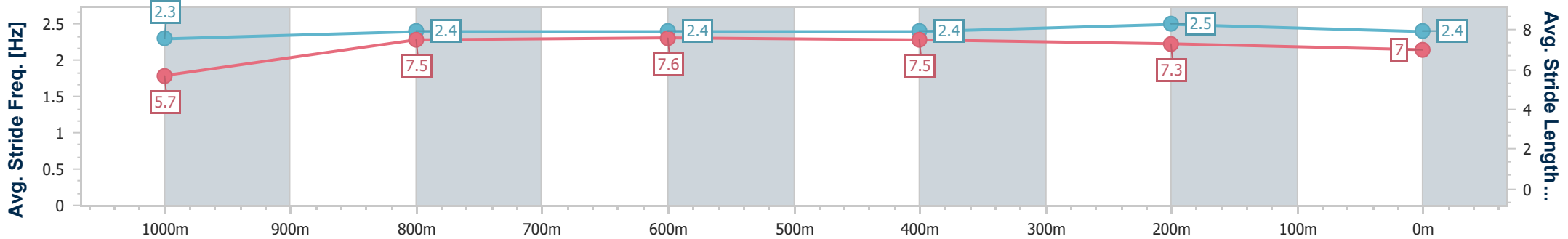
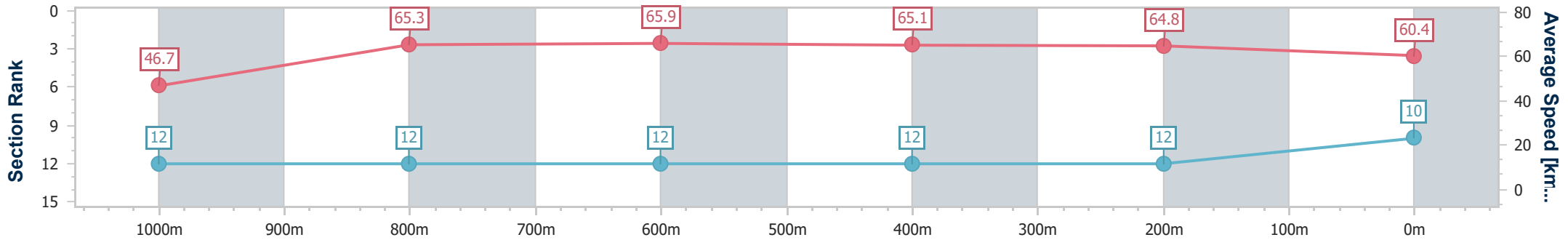
Horse/Jockey Name	McNair
Final Rank	10
Fastest Section Time (Section)	0:10.87 (800m)
Top Speed [km/h] (Section)	68.2 (1000m)
Race State	Finished



**Townsville QLD Professional**  
**Race 5: LADBROKES EASY FORM RATINGS BAND 0 - 55**  
**Handicap - 1200m**  
**07 July 2024 - 14:08**  
**Track Rating: Soft 5, Weather: Overcast, Rail Position: +8m 1000m-  
W/Post; +3.5m Remainder**



Section	Overall	1000m	800m	600m	400m	200m
Section Times	1:11.42 [10] (0:15.34)	0:56.08 [12] (0:10.88)	0:45.20 [12] (0:10.87)	0:34.33 [12] (0:11.20)	0:23.13 [12] (0:11.20)	0:11.93 [12] (0:11.93)
Average Speed [km/h]	46.7	65.3	65.9	65.1	64.8	60.4
Top Speed [km/h]	64.1	68.2	66.5	66.4	65.8	62.7
Avg. Dist. to Rail [m]	4.9	3.0	0.8	2.3	4.8	6.2
Avg. Stride Freq. [Hz]	2.3	2.4	2.4	2.4	2.5	2.4
Avg. Stride Length [m]	5.7	7.5	7.6	7.5	7.3	7.0



- [ ] Ranking at each section and finish
- .-.- No data available at this section
- NA No data available



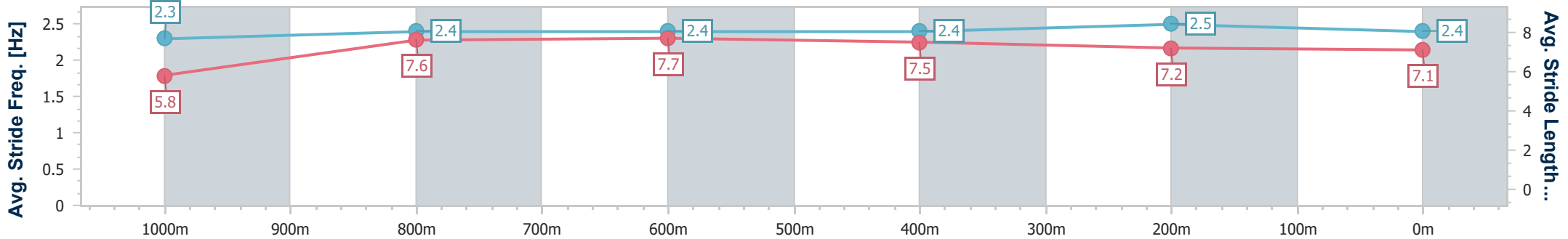
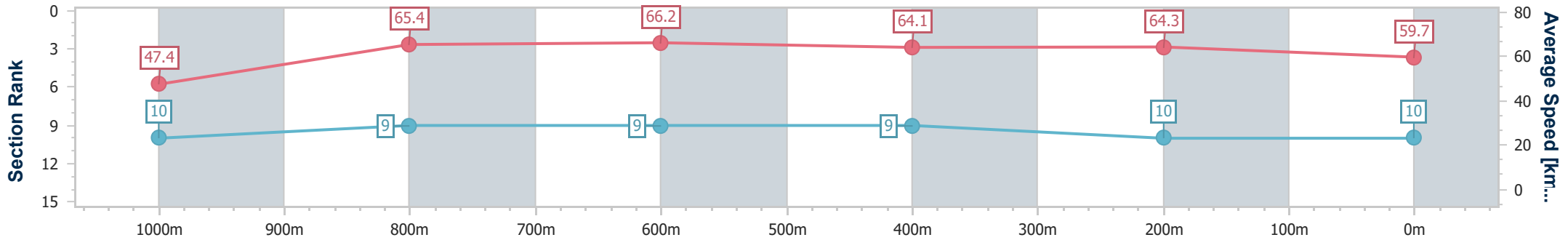
Horse/Jockey Name	Extra Free
Final Rank	10
Fastest Section Time (Section)	0:10.80 (1000m)
Top Speed [km/h] (Section)	67.8 (800m)
Race State	Finished



Townsville QLD Professional  
 Race 5: LADBROKES EASY FORM RATINGS BAND 0 - 55  
 Handicap - 1200m  
 07 July 2024 - 14:08  
 Track Rating: Soft 5, Weather: Overcast, Rail Position: +8m 1000m-  
 W/Post; +3.5m Remainder



Section	Overall	1000m	800m	600m	400m	200m							
Section Times	1:11.42 [10] (0:15.13)	0:56.29 [10] (0:10.80)	0:45.49 [9] (0:10.86)	0:34.63 [9] (0:11.33)	0:23.30 [9] (0:11.24)	0:12.06 [10] (0:12.06)							
Average Speed [km/h]	47.4	65.4	66.2	64.1	64.3	59.7							
Top Speed [km/h]	65.0	66.8	67.8	65.9	65.0	63.4							
Avg. Dist. to Rail [m]	4.5	3.8	0.9	1.9	3.2	3.7							
Avg. Stride Freq. [Hz]	2.3	2.4	2.4	2.4	2.5	2.4							
Avg. Stride Length [m]	5.8	7.6	7.7	7.5	7.2	7.1							



- [ ] Ranking at each section and finish
- .-.- No data available at this section
- NA No data available



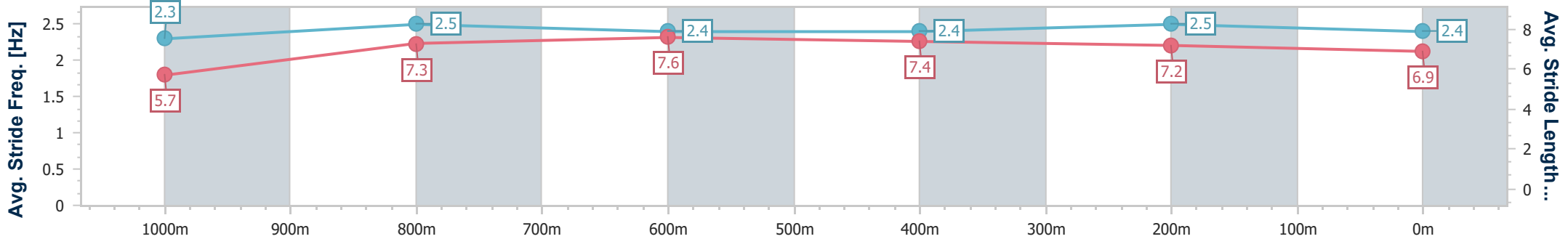
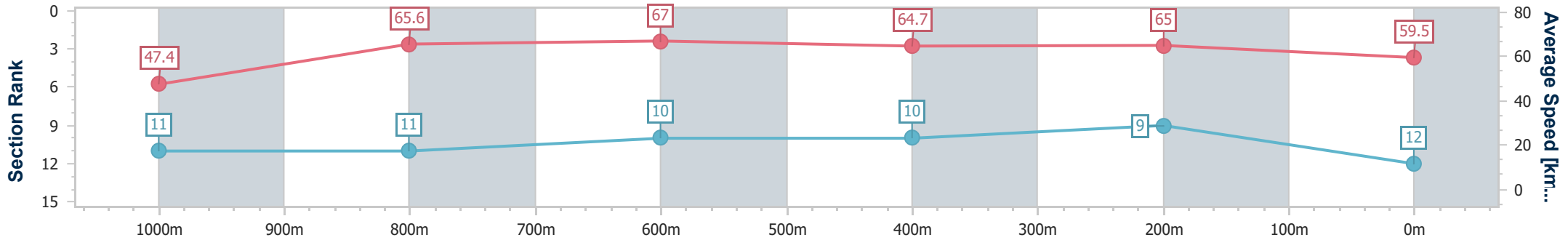
Horse/Jockey Name	Jazz Worthy
Final Rank	12
Fastest Section Time (Section)	0:10.84 (800m)
Top Speed [km/h] (Section)	67.6 (800m)
Race State	Finished



Townsville QLD Professional  
 Race 5: LADBROKES EASY FORM RATINGS BAND 0 - 55  
 Handicap - 1200m  
 07 July 2024 - 14:08  
 Track Rating: Soft 5, Weather: Overcast, Rail Position: +8m 1000m-  
 W/Post; +3.5m Remainder



Section	Overall	1000m	800m	600m	400m	200m							
Section Times	1:11.45 [12] (0:15.14)	0:56.31 [11] (0:10.90)	0:45.41 [11] (0:10.84)	0:34.57 [10] (0:11.30)	0:23.27 [10] (0:11.16)	0:12.11 [9] (0:12.11)							
Average Speed [km/h]	47.4	65.6	67.0	64.7	65.0	59.5							
Top Speed [km/h]	64.3	65.9	67.6	66.2	65.6	63.5							
Avg. Dist. to Rail [m]	6.4	1.9	1.8	3.4	4.7	5.4							
Avg. Stride Freq. [Hz]	2.3	2.5	2.4	2.4	2.5	2.4							
Avg. Stride Length [m]	5.7	7.3	7.6	7.4	7.2	6.9							



- [ ] Ranking at each section and finish
- .-.- No data available at this section
- NA No data available