



# Townsville QLD Professional

## Race 2: MITAVITE QTIS Maiden Handicap - 1200m



07 July 2024 - 12:12

Track Rating: Soft 5, Weather: Overcast, Rail Position: +8m 1000m-W/Post; +3.5m Remainder

Section												Last 600m		
Field Times		Overall	1000m	800m	600m	400m	200m						0:35.40	
		1:10.67 (0:14.12)	0:56.55 (0:10.54)	0:46.01 (0:10.61)	0:35.40 (0:11.30)	0:24.10 (0:11.78)	0:12.32 (0:12.32)							
Rank	TAB	Horse/Jockey	Barrier	Top Speed [km/h]	Fastest Section							Margin	Distance Travelled [m]	
1	3	<b>DATINKA</b> Isabella Teh	8	68.7 1000m	0:10.88 1000m	1:10.67 [1] (0:14.45)	0:56.22 [7] (0:10.88)	0:45.34 [7] (0:11.18)	0:34.16 [9] (0:10.96)	0:23.20 [8] (0:11.20)	0:12.00 [4] (0:12.00)	1:10.67	0:34.16	
2	11	<b>FAIRYBOWER FLYER</b> Lacey Morrison	2	68.7 800m	0:10.68 800m	1:10.89 [2] (0:14.12)	0:56.77 [1] (0:10.78)	0:45.99 [3] (0:10.68)	0:35.31 [2] (0:11.24)	0:24.07 [3] (0:11.71)	0:12.36 [3] (0:12.36)	1.3L	0:35.31	-7
3	9	<b>LOVE ON DISPLAY</b> Corey Bayliss	6	68.6 600m	0:10.72 1000m	1:11.04 [3] (0:14.17)	0:56.87 [3] (0:10.72)	0:46.15 [2] (0:10.82)	0:35.33 [3] (0:11.04)	0:24.29 [2] (0:11.60)	0:12.69 [1] (0:12.69)	2.17L	0:35.33	-2
4	1	<b>CONVERTOR</b> Ashley Butler	9	69.0 800m	0:10.94 1000m	1:11.12 [4] (0:14.24)	0:56.88 [4] (0:10.94)	0:45.94 [5] (0:11.03)	0:34.91 [7] (0:11.06)	0:23.85 [6] (0:11.45)	0:12.40 [5] (0:12.40)	2.64L	0:34.91	-1
5	12	<b>I'M FAMOUS</b> Nathan Thomas	1	68.4 800m	0:10.70 1000m	1:11.16 [5] (0:14.31)	0:56.85 [5] (0:10.70)	0:46.15 [4] (0:10.82)	0:35.33 [4] (0:11.17)	0:24.16 [4] (0:11.75)	0:12.41 [6] (0:12.41)	2.87L	0:35.33	-8
6	10	<b>MUMMIFICATION</b> Denicious Smith	4	68.3 800m	0:10.79 1000m	1:11.39 [6] (0:14.61)	0:56.78 [9] (0:10.79)	0:45.99 [8] (0:10.80)	0:35.19 [6] (0:11.10)	0:24.09 [7] (0:11.75)	0:12.34 [8] (0:12.34)	4.22L	0:35.19	-8
7	7	<b>ELECTRIC HASHMAL</b> Tyler Leslight	12	68.8 1000m	0:10.54 1000m	1:11.60 [7] (0:14.12)	0:57.48 [2] (0:10.54)	0:46.94 [1] (0:10.61)	0:36.33 [1] (0:11.30)	0:25.03 [1] (0:11.89)	0:13.14 [2] (0:13.14)	5.49L	0:36.33	-6
8	5	<b>THE EIGHTH I AM</b> Chris Whiteley	10	67.8 800m	0:10.96 1000m	1:11.61 [8] (0:14.59)	0:57.02 [8] (0:10.96)	0:46.06 [9] (0:11.16)	0:34.90 [10] (0:11.27)	0:23.63 [10] (0:11.45)	0:12.18 [10] (0:12.18)	5.55L	0:34.90	+1
9	2	<b>MRS GLOOP</b> Scott Sheargold	11	67.7 1000m	0:10.74 1000m	1:12.02 [9] (0:14.84)	0:57.18 [10] (0:10.74)	0:46.44 [10] (0:10.90)	0:35.54 [8] (0:11.21)	0:24.33 [9] (0:11.60)	0:12.73 [9] (0:12.73)	7.96L	0:35.54	-4
10	8	<b>JUST LIKE ROSIE</b> Ryan Wiggins	3	68.7 800m	0:10.72 800m	1:12.53 [10] (0:14.43)	0:58.10 [6] (0:10.82)	0:47.28 [6] (0:10.72)	0:36.56 [5] (0:11.10)	0:25.46 [5] (0:11.98)	0:13.48 [7] (0:13.48)	10.92L	0:36.56	-6

Scratched: Come On Let's Kiss (#6), Fighting Edge (#4)



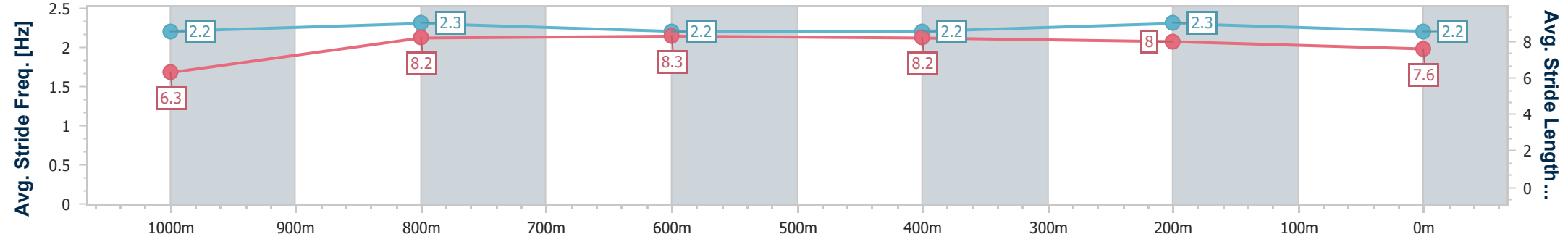
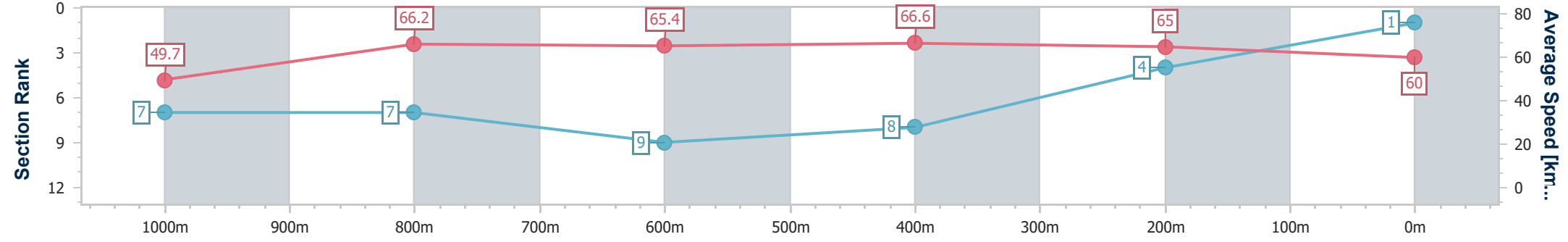
Horse/Jockey Name	Datinka
Final Rank	1
Fastest Section Time (Section)	0:10.88 (1000m)
Top Speed [km/h] (Section)	68.7 (1000m)
Race State	Finished



Townsville QLD Professional  
 Race 2: MITAVITE QTIS Maiden Handicap - 1200m  
 07 July 2024 - 12:12  
 Track Rating: Soft 5, Weather: Overcast, Rail Position: +8m 1000m-  
 W/Post; +3.5m Remainder



Section	Overall	1000m	800m	600m	400m	200m
Section Times	1:10.67 [1] (0:14.45)	0:56.22 [7] (0:10.88)	0:45.34 [7] (0:11.18)	0:34.16 [9] (0:10.96)	0:23.20 [8] (0:11.20)	0:12.00 [4] (0:12.00)
Average Speed [km/h]	49.7	66.2	65.4	66.6	65.0	60.0
Top Speed [km/h]	65.8	68.7	67.7	68.3	65.7	63.9
Avg. Dist. to Rail [m]	4.3	1.2	3.1	3.2	6.0	6.2
Avg. Stride Freq. [Hz]	2.2	2.3	2.2	2.2	2.3	2.2
Avg. Stride Length [m]	6.3	8.2	8.3	8.2	8.0	7.6



- [ ] Ranking at each section and finish
- .-.- No data available at this section
- NA No data available



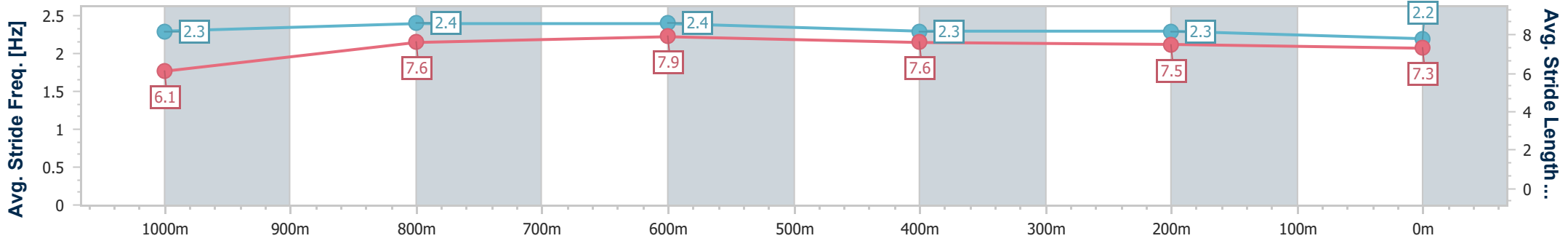
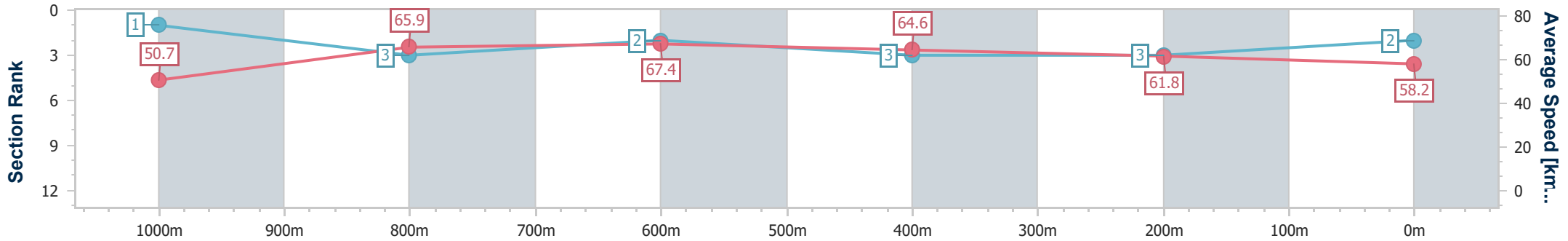
Horse/Jockey Name	Fairybower Flyer
Final Rank	2
Fastest Section Time (Section)	0:10.68 (800m)
Top Speed [km/h] (Section)	68.7 (800m)
Race State	Finished



**Townsville QLD Professional**  
**Race 2: MITAVITE QTIS Maiden Handicap - 1200m**  
 07 July 2024 - 12:12  
 Track Rating: Soft 5, Weather: Overcast, Rail Position: +8m 1000m-  
 W/Post; +3.5m Remainder



Section	Overall	1000m	800m	600m	400m	200m
Section Times	1:10.89 [2] (0:14.12)	0:56.77 [1] (0:10.78)	0:45.99 [3] (0:10.68)	0:35.31 [2] (0:11.24)	0:24.07 [3] (0:11.71)	0:12.36 [3] (0:12.36)
Average Speed [km/h]	50.7	65.9	67.4	64.6	61.8	58.2
Top Speed [km/h]	67.4	68.5	68.7	67.3	63.5	60.1
Avg. Dist. to Rail [m]	3.7	2.6	0.5	1.4	3.2	4.0
Avg. Stride Freq. [Hz]	2.3	2.4	2.4	2.3	2.3	2.2
Avg. Stride Length [m]	6.1	7.6	7.9	7.6	7.5	7.3



- [ ] Ranking at each section and finish
- .-.- No data available at this section
- NA No data available



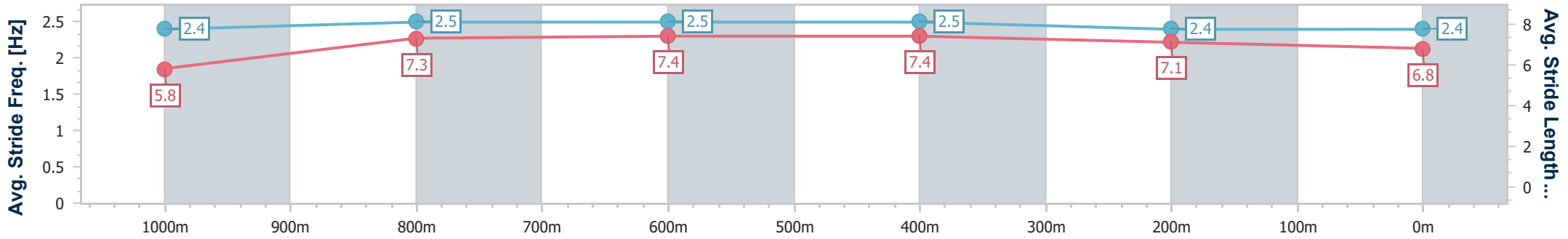
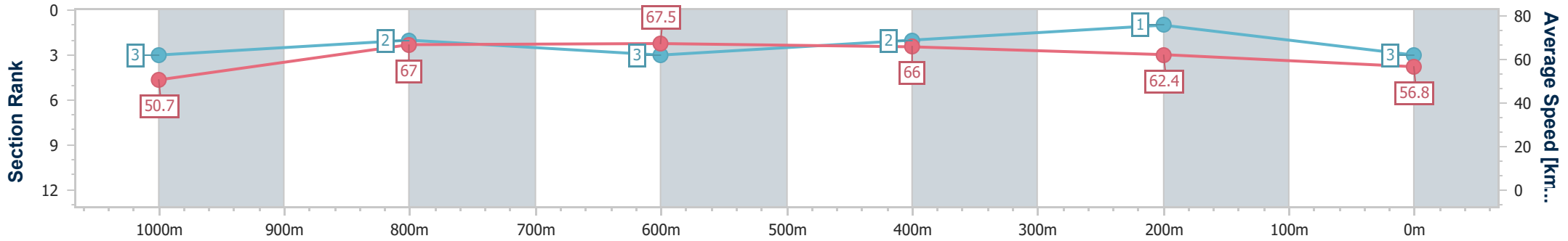
Horse/Jockey Name	Love On Display
Final Rank	3
Fastest Section Time (Section)	0:10.72 (1000m)
Top Speed [km/h] (Section)	68.6 (600m)
Race State	Finished



**Townsville QLD Professional**  
**Race 2: MITAVITE QTIS Maiden Handicap - 1200m**  
 07 July 2024 - 12:12  
 Track Rating: Soft 5, Weather: Overcast, Rail Position: +8m 1000m-  
 W/Post; +3.5m Remainder



Section	Overall	1000m	800m	600m	400m	200m
Section Times	1:11.04 [3] (0:14.17)	0:56.87 [3] (0:10.72)	0:46.15 [2] (0:10.82)	0:35.33 [3] (0:11.04)	0:24.29 [2] (0:11.60)	0:12.69 [1] (0:12.69)
Average Speed [km/h]	50.7	67.0	67.5	66.0	62.4	56.8
Top Speed [km/h]	66.4	67.5	68.6	68.6	63.6	60.8
Avg. Dist. to Rail [m]	4.0	1.6	3.0	2.8	3.4	5.3
Avg. Stride Freq. [Hz]	2.4	2.5	2.5	2.5	2.4	2.4
Avg. Stride Length [m]	5.8	7.3	7.4	7.4	7.1	6.8



- [ ] Ranking at each section and finish
- .-.- No data available at this section
- NA No data available



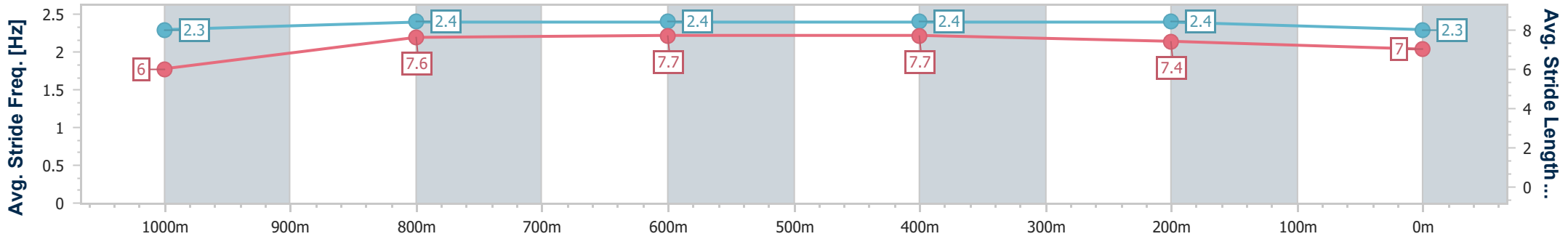
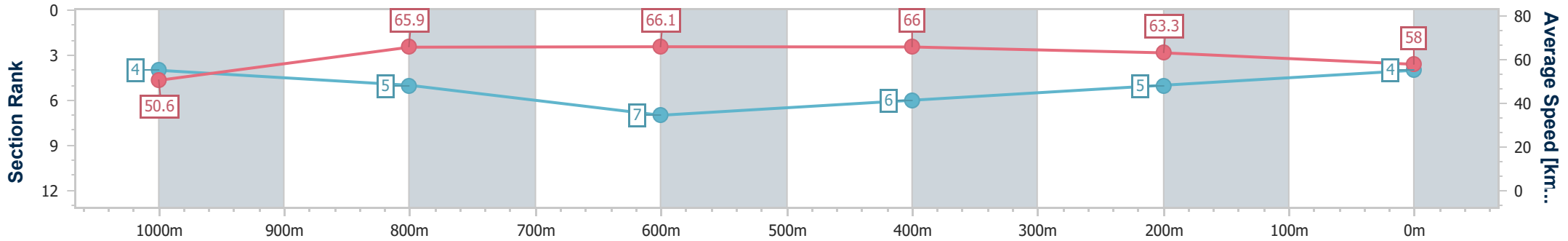
Horse/Jockey Name	Convertor
Final Rank	4
Fastest Section Time (Section)	0:10.94 (1000m)
Top Speed [km/h] (Section)	69.0 (800m)
Race State	Finished



Townsville QLD Professional  
 Race 2: MITAVITE QTIS Maiden Handicap - 1200m  
 07 July 2024 - 12:12  
 Track Rating: Soft 5, Weather: Overcast, Rail Position: +8m 1000m-  
 W/Post; +3.5m Remainder



Section	Overall	1000m	800m	600m	400m	200m
Section Times	1:11.12 [4] (0:14.24)	0:56.88 [4] (0:10.94)	0:45.94 [5] (0:11.03)	0:34.91 [7] (0:11.06)	0:23.85 [6] (0:11.45)	0:12.40 [5] (0:12.40)
Average Speed [km/h]	50.6	65.9	66.1	66.0	63.3	58.0
Top Speed [km/h]	66.7	67.4	69.0	68.5	65.6	62.0
Avg. Dist. to Rail [m]	5.6	0.9	2.8	2.9	5.1	7.2
Avg. Stride Freq. [Hz]	2.3	2.4	2.4	2.4	2.4	2.3
Avg. Stride Length [m]	6.0	7.6	7.7	7.7	7.4	7.0



- [ ] Ranking at each section and finish
- .-.- No data available at this section
- NA No data available



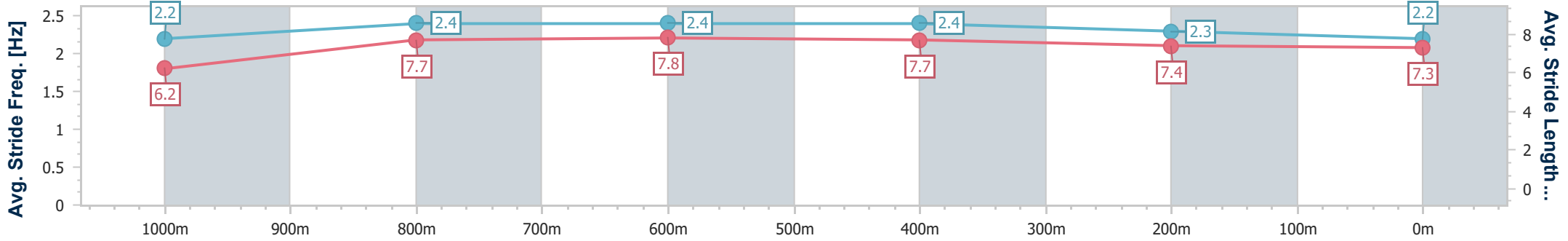
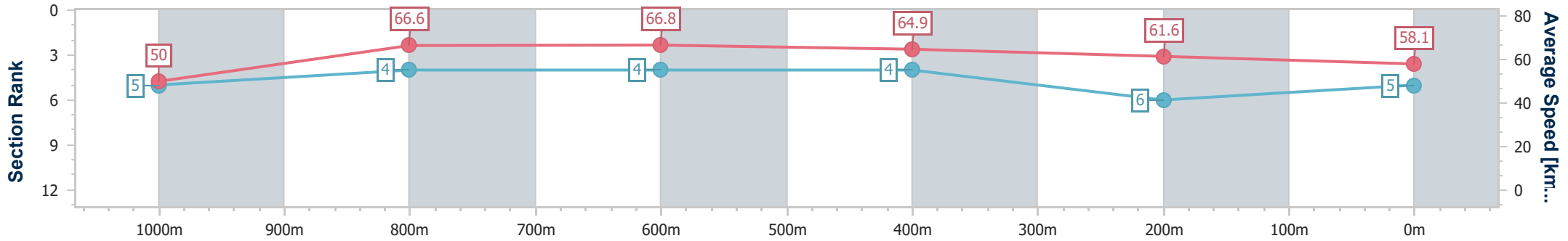
Horse/Jockey Name	I'm Famous
Final Rank	5
Fastest Section Time (Section)	0:10.70 (1000m)
Top Speed [km/h] (Section)	68.4 (800m)
Race State	Finished



**Townsville QLD Professional**  
**Race 2: MITAVITE QTIS Maiden Handicap - 1200m**  
 07 July 2024 - 12:12  
 Track Rating: Soft 5, Weather: Overcast, Rail Position: +8m 1000m-  
 W/Post; +3.5m Remainder



Section	Overall	1000m	800m	600m	400m	200m
Section Times	1:11.16 [5] (0:14.31)	0:56.85 [5] (0:10.70)	0:46.15 [4] (0:10.82)	0:35.33 [4] (0:11.17)	0:24.16 [4] (0:11.75)	0:12.41 [6] (0:12.41)
Average Speed [km/h]	50.0	66.6	66.8	64.9	61.6	58.1
Top Speed [km/h]	65.8	67.3	68.4	67.3	62.5	59.2
Avg. Dist. to Rail [m]	3.1	2.2	1.0	1.7	2.7	4.5
Avg. Stride Freq. [Hz]	2.2	2.4	2.4	2.4	2.3	2.2
Avg. Stride Length [m]	6.2	7.7	7.8	7.7	7.4	7.3



- [ ] Ranking at each section and finish
- .-.- No data available at this section
- NA No data available



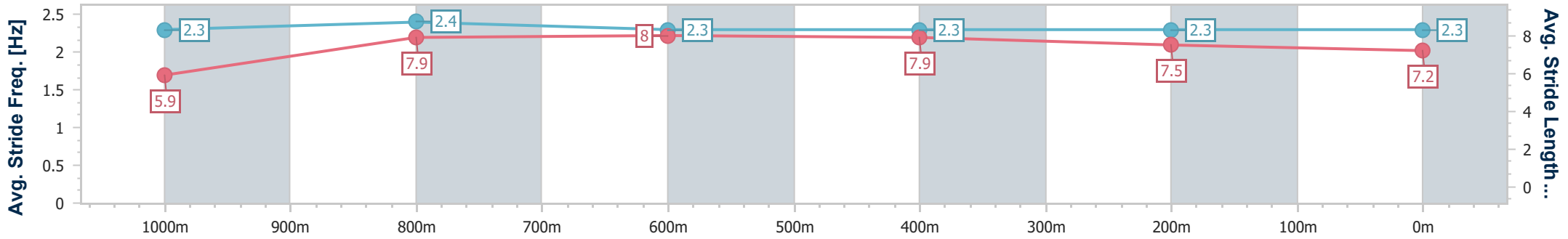
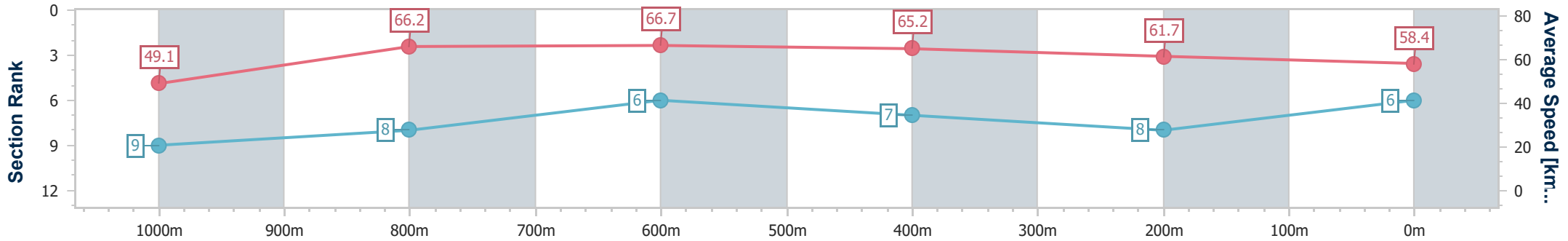
Horse/Jockey Name	Mummification
Final Rank	6
Fastest Section Time (Section)	0:10.79 (1000m)
Top Speed [km/h] (Section)	68.3 (800m)
Race State	Finished



**Townsville QLD Professional**  
**Race 2: MITAVITE QTIS Maiden Handicap - 1200m**  
 07 July 2024 - 12:12  
 Track Rating: Soft 5, Weather: Overcast, Rail Position: +8m 1000m-  
 W/Post; +3.5m Remainder



Section	Overall	1000m	800m	600m	400m	200m
Section Times	1:11.39 [6] (0:14.61)	0:56.78 [9] (0:10.79)	0:45.99 [8] (0:10.80)	0:35.19 [6] (0:11.10)	0:24.09 [7] (0:11.75)	0:12.34 [8] (0:12.34)
Average Speed [km/h]	49.1	66.2	66.7	65.2	61.7	58.4
Top Speed [km/h]	64.4	68.0	68.3	67.9	62.9	60.6
Avg. Dist. to Rail [m]	3.6	2.2	0.5	1.5	3.5	7.2
Avg. Stride Freq. [Hz]	2.3	2.4	2.3	2.3	2.3	2.3
Avg. Stride Length [m]	5.9	7.9	8.0	7.9	7.5	7.2



- [ ] Ranking at each section and finish
- .-.- No data available at this section
- NA No data available



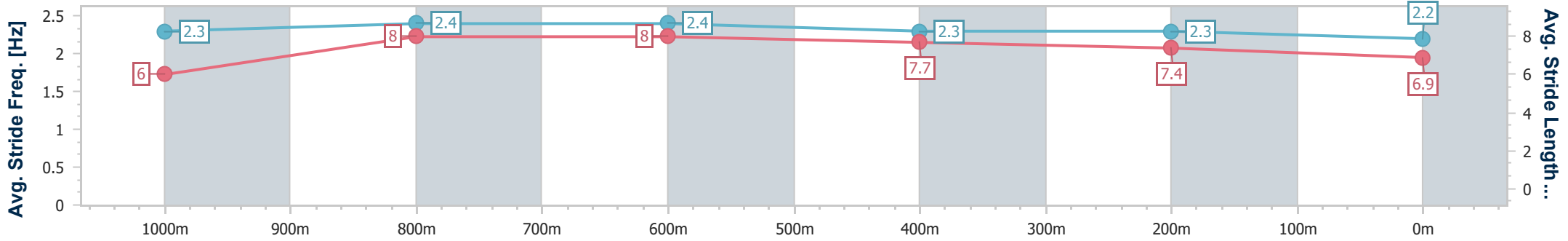
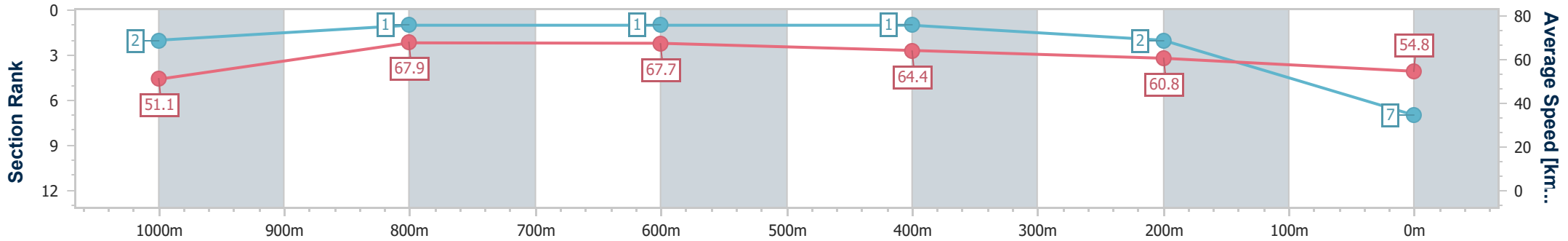
Horse/Jockey Name	Electric Hashmal
Final Rank	7
Fastest Section Time (Section)	0:10.54 (1000m)
Top Speed [km/h] (Section)	68.8 (1000m)
Race State	Finished



**Townsville QLD Professional**  
**Race 2: MITAVITE QTIS Maiden Handicap - 1200m**  
 07 July 2024 - 12:12  
 Track Rating: Soft 5, Weather: Overcast, Rail Position: +8m 1000m-  
 W/Post; +3.5m Remainder



Section	Overall	1000m	800m	600m	400m	200m
Section Times	1:11.60 [7] (0:14.12)	0:57.48 [2] (0:10.54)	0:46.94 [1] (0:10.61)	0:36.33 [1] (0:11.30)	0:25.03 [1] (0:11.89)	0:13.14 [2] (0:13.14)
Average Speed [km/h]	51.1	67.9	67.7	64.4	60.8	54.8
Top Speed [km/h]	68.7	68.8	68.2	66.3	62.6	58.6
Avg. Dist. to Rail [m]	7.2	1.1	0.4	1.7	3.3	3.8
Avg. Stride Freq. [Hz]	2.3	2.4	2.4	2.3	2.3	2.2
Avg. Stride Length [m]	6.0	8.0	8.0	7.7	7.4	6.9



- [ ] Ranking at each section and finish
- .-.- No data available at this section
- NA No data available





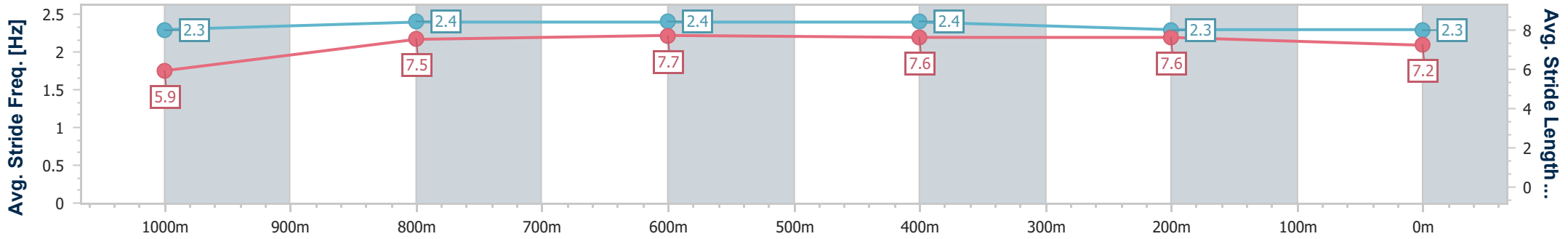
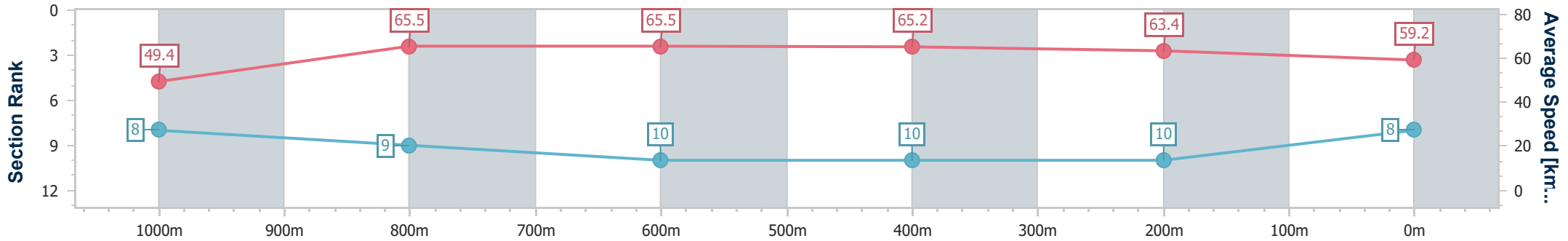
Horse/Jockey Name	The Eighth I Am
Final Rank	8
Fastest Section Time (Section)	0:10.96 (1000m)
Top Speed [km/h] (Section)	67.8 (800m)
Race State	Finished



**Townsville QLD Professional**  
**Race 2: MITAVITE QTIS Maiden Handicap - 1200m**  
 07 July 2024 - 12:12  
 Track Rating: Soft 5, Weather: Overcast, Rail Position: +8m 1000m-  
 W/Post; +3.5m Remainder



Section	Overall	1000m	800m	600m	400m	200m
Section Times	1:11.61 [8] (0:14.59)	0:57.02 [8] (0:10.96)	0:46.06 [9] (0:11.16)	0:34.90 [10] (0:11.27)	0:23.63 [10] (0:11.45)	0:12.18 [10] (0:12.18)
Average Speed [km/h]	49.4	65.5	65.5	65.2	63.4	59.2
Top Speed [km/h]	65.4	67.3	67.8	66.3	65.3	62.7
Avg. Dist. to Rail [m]	5.7	1.2	3.1	4.3	5.8	10.3
Avg. Stride Freq. [Hz]	2.3	2.4	2.4	2.4	2.3	2.3
Avg. Stride Length [m]	5.9	7.5	7.7	7.6	7.6	7.2



- [ ] Ranking at each section and finish
- .-.- No data available at this section
- NA No data available



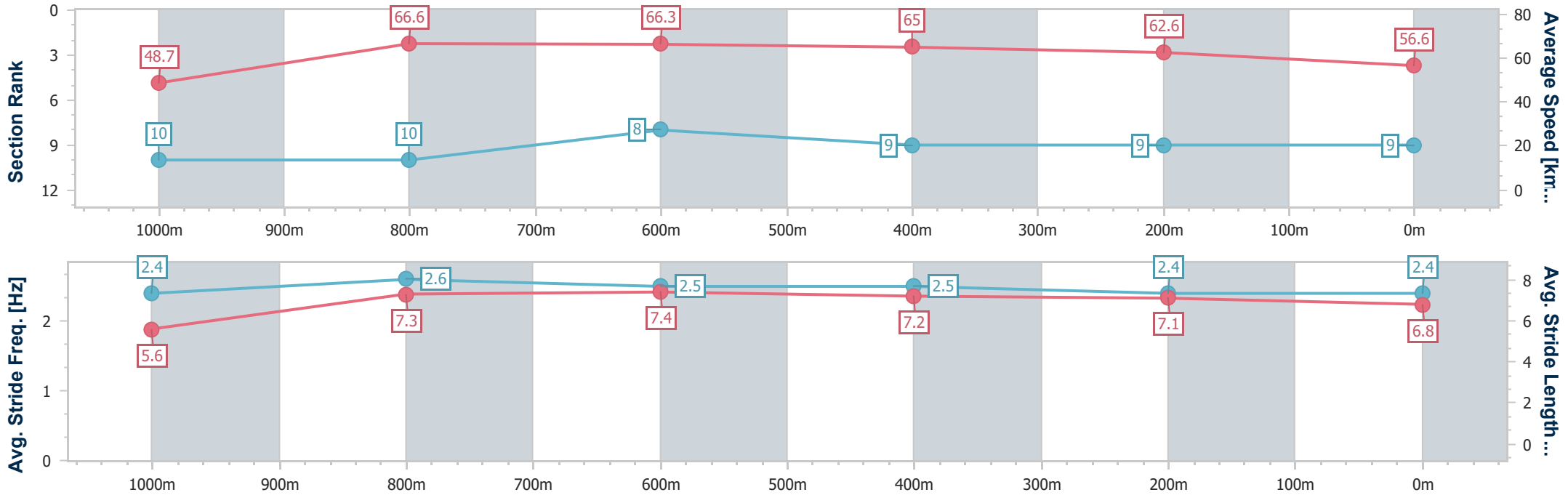
Horse/Jockey Name	Mrs Gloop
Final Rank	9
Fastest Section Time (Section)	0:10.74 (1000m)
Top Speed [km/h] (Section)	67.7 (1000m)
Race State	Finished



Townsville QLD Professional  
 Race 2: MITAVITE QTIS Maiden Handicap - 1200m  
 07 July 2024 - 12:12  
 Track Rating: Soft 5, Weather: Overcast, Rail Position: +8m 1000m-  
 W/Post; +3.5m Remainder



Section	Overall	1000m	800m	600m	400m	200m
Section Times	1:12.02 [9] (0:14.84)	0:57.18 [10] (0:10.74)	0:46.44 [10] (0:10.90)	0:35.54 [8] (0:11.21)	0:24.33 [9] (0:11.60)	0:12.73 [9] (0:12.73)
Average Speed [km/h]	48.7	66.6	66.3	65.0	62.6	56.6
Top Speed [km/h]	62.3	67.7	67.4	66.3	64.6	60.2
Avg. Dist. to Rail [m]	6.4	1.5	0.7	2.8	4.6	7.4
Avg. Stride Freq. [Hz]	2.4	2.6	2.5	2.5	2.4	2.4
Avg. Stride Length [m]	5.6	7.3	7.4	7.2	7.1	6.8



- [ ] Ranking at each section and finish
- .-.- No data available at this section
- NA No data available



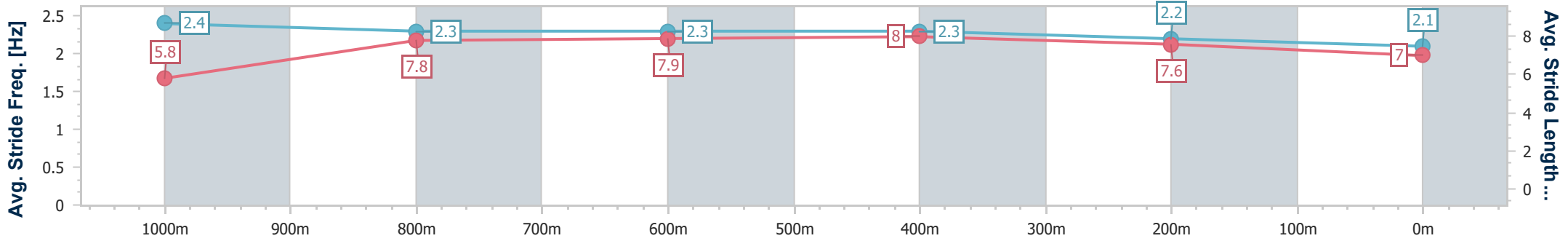
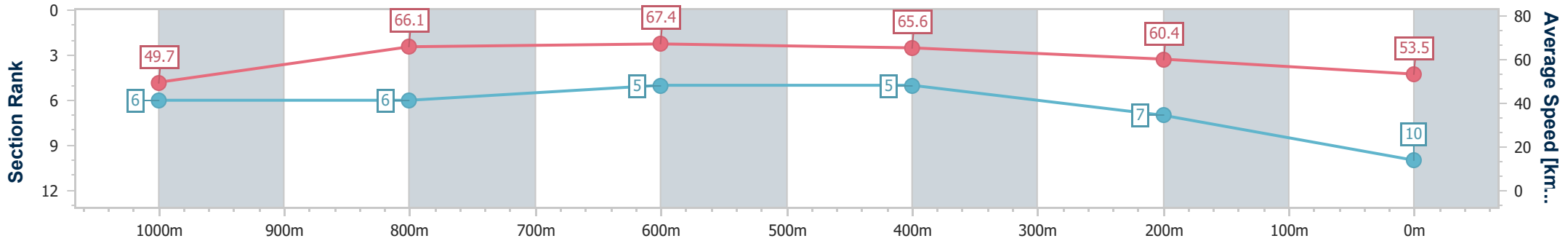
Horse/Jockey Name	Just Like Rosie
Final Rank	10
Fastest Section Time (Section)	0:10.72 (800m)
Top Speed [km/h] (Section)	68.7 (800m)
Race State	Finished



**Townsville QLD Professional**  
**Race 2: MITAVITE QTIS Maiden Handicap - 1200m**  
 07 July 2024 - 12:12  
 Track Rating: Soft 5, Weather: Overcast, Rail Position: +8m 1000m-  
 W/Post; +3.5m Remainder



Section	Overall	1000m	800m	600m	400m	200m
Section Times	1:12.53 [10] (0:14.43)	0:58.10 [6] (0:10.82)	0:47.28 [6] (0:10.72)	0:36.56 [5] (0:11.10)	0:25.46 [5] (0:11.98)	0:13.48 [7] (0:13.48)
Average Speed [km/h]	49.7	66.1	67.4	65.6	60.4	53.5
Top Speed [km/h]	65.2	67.6	68.7	67.9	63.4	57.7
Avg. Dist. to Rail [m]	3.3	1.3	0.7	2.2	4.0	6.0
Avg. Stride Freq. [Hz]	2.4	2.3	2.3	2.3	2.2	2.1
Avg. Stride Length [m]	5.8	7.8	7.9	8.0	7.6	7.0



- [ ] Ranking at each section and finish
- .-.- No data available at this section
- NA No data available