



Toowoomba QLD Professional
Race 7: 1EQUINE - FOR THE EQUINE ATHLETE QTIS Three-Year-Old
Maiden Plate - 1100m
06 July 2024 - 20:21



Track Rating: Soft 5 , Weather: Fine, Rail Position: +5m Entire

Section		Overall	1000m	800m	600m	400m	200m	Last 600m					
Field Times		1:10.10 (0:09.27)	1:00.83 (0:11.62)	0:49.21 (0:11.86)	0:37.35 (0:12.35)	0:25.00 (0:12.45)	0:12.55 (0:12.55)	0:37.35					
Rank	TAB Horse/Jockey	Barrier	Top Speed [km/h]	Fastest Section								Margin	Distance Travelled [m]
1	5 ORTHIE'S BOYS Dan McGillivray	10	62.5 200m	0:09.79 Overall	1:10.10 [1] (0:09.79)	1:00.31 [9] (0:12.14)	0:48.17 [9] (0:12.14)	0:36.03 [9] (0:11.98)	0:24.05 [8] (0:11.92)	0:12.13 [4] (0:12.13)	1:10.10	0:36.03	
2	9 LA MANO Justin Stanley	6	63.3 1000m	0:09.29 Overall	1:10.25 [2] (0:09.29)	1:00.96 [3] (0:11.60)	0:49.36 [1] (0:11.86)	0:37.50 [1] (0:12.35)	0:25.15 [1] (0:12.45)	0:12.70 [1] (0:12.70)	0.8L	0:37.50	+0
3	7 WANT TO BE PROUD Montanna Savva	5	63.2 1000m	0:09.27 Overall	1:10.66 [3] (0:09.27)	1:01.39 [1] (0:11.65)	0:49.74 [2] (0:11.99)	0:37.75 [2] (0:12.34)	0:25.41 [2] (0:12.56)	0:12.85 [2] (0:12.85)	3.1L	0:37.75	-2
4	11 WORLDY SPIRIT Georgina Cartwright	12	62.7 Overall	0:09.31 Overall	1:10.91 [4] (0:09.31)	1:01.60 [4] (0:12.00)	0:49.60 [5] (0:12.07)	0:37.53 [6] (0:12.45)	0:25.08 [7] (0:12.55)	0:12.53 [8] (0:12.53)	4.4L	0:37.53	+6
5	1 BRAVE COWBOY BILL Les Tilley	1	62.8 800m	0:09.40 Overall	1:10.96 [5] (0:09.40)	1:01.56 [5] (0:11.91)	0:49.65 [5] (0:11.89)	0:37.76 [3] (0:12.33)	0:25.43 [5] (0:12.42)	0:13.01 [3] (0:13.01)	4.6L	0:37.76	-2
6	8 GERALDINE'S WISH Kenji Yoshida	2	63.1 800m	0:09.59 Overall	1:11.34 [6] (0:09.59)	1:01.75 [8] (0:11.86)	0:49.89 [7] (0:12.03)	0:37.86 [7] (0:12.25)	0:25.61 [6] (0:12.57)	0:13.04 [7] (0:13.04)	6.6L	0:37.86	+4
7	2 INTEGRITY LANE Nathan Fazackerley	4	63.3 1000m	0:09.45 Overall	1:11.44 [7] (0:09.45)	1:01.99 [6] (0:11.84)	0:50.15 [4] (0:11.97)	0:38.18 [5] (0:12.21)	0:25.97 [4] (0:12.67)	0:13.30 [5] (0:13.30)	7.1L	0:38.18	-3
8	10 SPIKED Alisha Donald	9	63.8 1000m	0:09.28 Overall	1:11.56 [8] (0:09.28)	1:02.28 [2] (0:11.86)	0:50.42 [3] (0:12.08)	0:38.34 [4] (0:12.15)	0:26.19 [3] (0:12.79)	0:13.40 [6] (0:13.40)	7.6L	0:38.34	+8
9	4 MY SICADA Luke Tarrant	8	61.8 1000m	0:09.57 Overall	1:24.29 [9] (0:09.57)	1:14.72 [7] (0:11.95)	1:02.77 [8] (0:12.44)	0:50.33 [8] (0:13.74)	0:36.59 [9] (0:16.45)	0:20.14 [9] (0:20.14)	82.4L	0:50.33	-1

Scratched: Pacified (#6), Kewell (#3), Fitasafiddle (#12)



Horse/Jockey Name	Orthie's Boys
Final Rank	1
Fastest Section Time (Section)	0:09.79 (Overall)
Top Speed [km/h] (Section)	62.5 (200m)
Race State	Finished



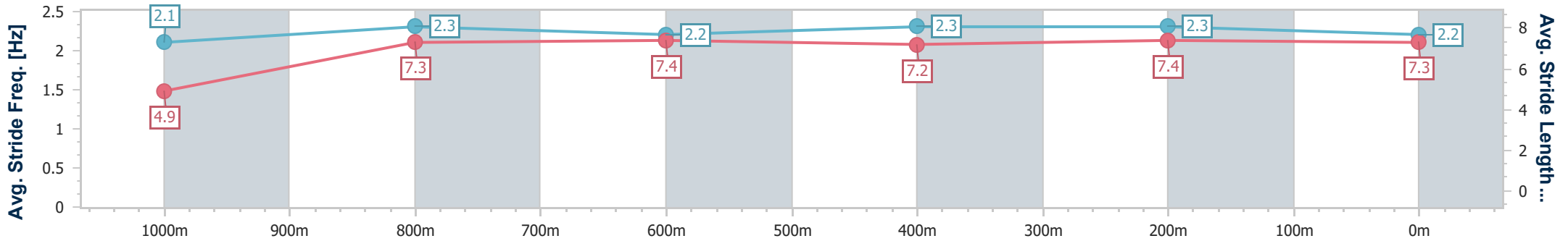
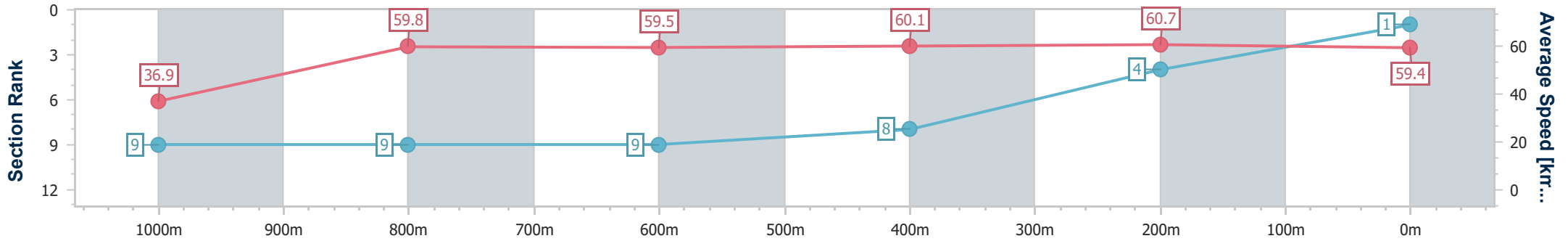
Toowoomba QLD Professional
 Race 7: 1EQUINE - FOR THE EQUINE ATHLETE QTIS Three-Year-Old Maiden Plate - 1100m



06 July 2024 - 20:21

Track Rating: Soft 5 , Weather: Fine, Rail Position: +5m Entire

Section	Overall	1000m	800m	600m	400m	200m
Section Times	1:10.10 [1] (0:09.79)	1:00.31 [9] (0:12.14)	0:48.17 [9] (0:12.14)	0:36.03 [9] (0:11.98)	0:24.05 [8] (0:11.92)	0:12.13 [4] (0:12.13)
Average Speed [km/h]	36.9	59.8	59.5	60.1	60.7	59.4
Top Speed [km/h]	57.5	61.7	61.2	61.3	62.3	62.5
Avg. Dist. to Rail [m]	7.9	2.3	0.6	0.8	0.4	2.0
Avg. Stride Freq. [Hz]	2.1	2.3	2.2	2.3	2.3	2.2
Avg. Stride Length [m]	4.9	7.3	7.4	7.2	7.4	7.3



- [] Ranking at each section and finish
- .-.- No data available at this section
- NA No data available



Horse/Jockey Name	La Mano
Final Rank	2
Fastest Section Time (Section)	0:09.29 (Overall)
Top Speed [km/h] (Section)	63.3 (1000m)
Race State	Finished



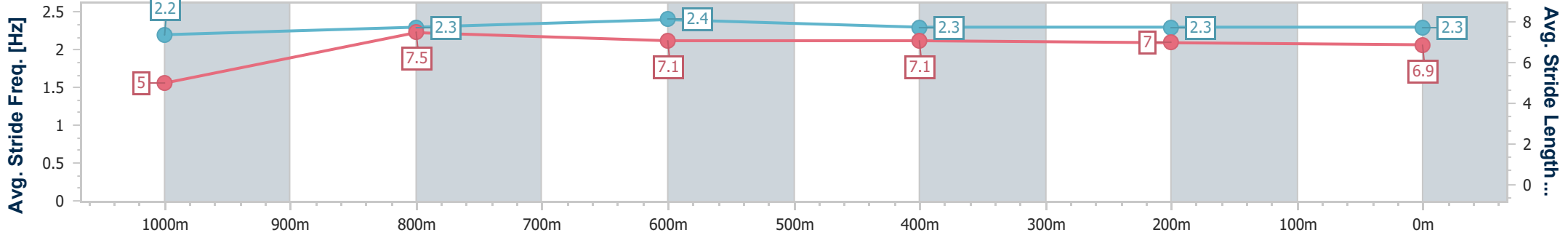
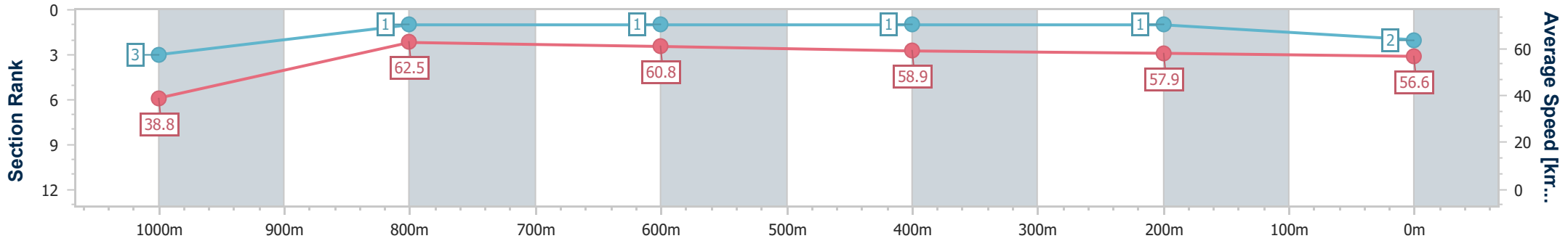
Toowoomba QLD Professional
 Race 7: 1EQUINE - FOR THE EQUINE ATHLETE QTIS Three-Year-Old Maiden Plate - 1100m



06 July 2024 - 20:21

Track Rating: Soft 5 , Weather: Fine, Rail Position: +5m Entire

Section	Overall	1000m	800m	600m	400m	200m
Section Times	1:10.25 [2] (0:09.29)	1:00.96 [3] (0:11.60)	0:49.36 [1] (0:11.86)	0:37.50 [1] (0:12.35)	0:25.15 [1] (0:12.45)	0:12.70 [1] (0:12.70)
Average Speed [km/h]	38.8	62.5	60.8	58.9	57.9	56.6
Top Speed [km/h]	62.7	63.3	61.7	61.2	59.7	57.4
Avg. Dist. to Rail [m]	5.2	1.6	1.4	1.4	1.3	0.9
Avg. Stride Freq. [Hz]	2.2	2.3	2.4	2.3	2.3	2.3
Avg. Stride Length [m]	5.0	7.5	7.1	7.1	7.0	6.9



- [] Ranking at each section and finish
- .-.- No data available at this section
- NA No data available



Horse/Jockey Name	Want To Be Proud
Final Rank	3
Fastest Section Time (Section)	0:09.27 (Overall)
Top Speed [km/h] (Section)	63.2 (1000m)
Race State	Finished



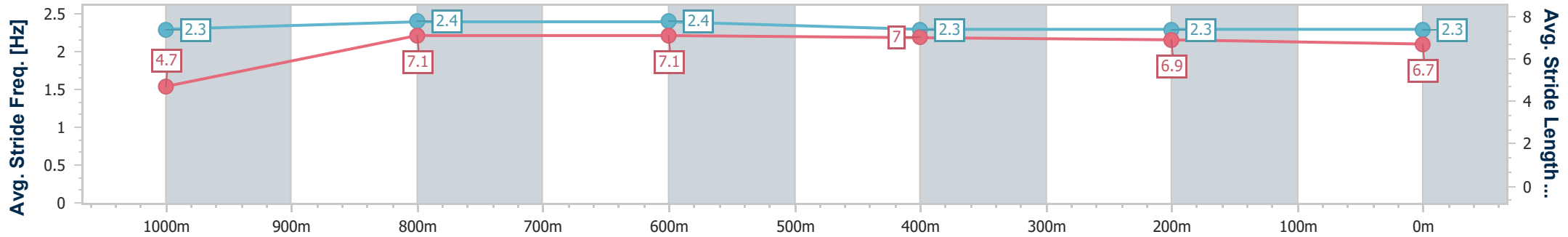
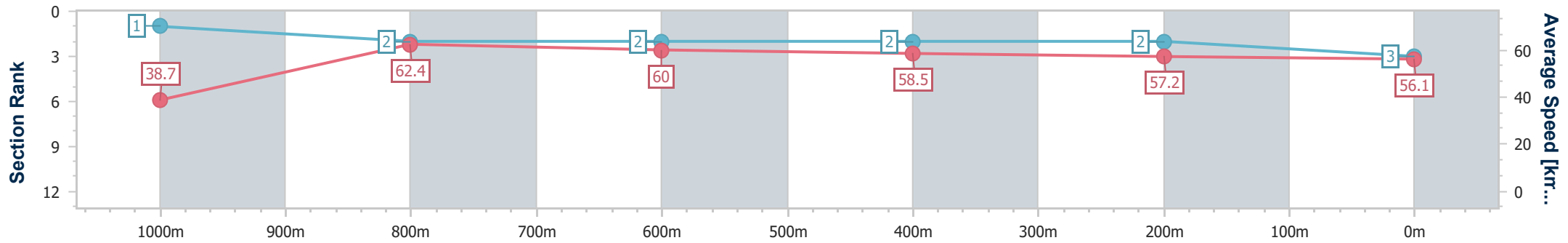
Toowoomba QLD Professional
 Race 7: 1EQUINE - FOR THE EQUINE ATHLETE QTIS Three-Year-Old Maiden Plate - 1100m



06 July 2024 - 20:21

Track Rating: Soft 5 , Weather: Fine, Rail Position: +5m Entire

Section	Overall	1000m	800m	600m	400m	200m
Section Times	1:10.66 [3] (0:09.27)	1:01.39 [1] (0:11.65)	0:49.74 [2] (0:11.99)	0:37.75 [2] (0:12.34)	0:25.41 [2] (0:12.56)	0:12.85 [2] (0:12.85)
Average Speed [km/h]	38.7	62.4	60.0	58.5	57.2	56.1
Top Speed [km/h]	60.9	63.2	61.5	59.5	58.1	57.2
Avg. Dist. to Rail [m]	5.4	1.6	1.1	0.4	0.5	2.0
Avg. Stride Freq. [Hz]	2.3	2.4	2.4	2.3	2.3	2.3
Avg. Stride Length [m]	4.7	7.1	7.1	7.0	6.9	6.7



- [] Ranking at each section and finish
- .-.- No data available at this section
- NA No data available



Horse/Jockey Name	Worldy Spirit
Final Rank	4
Fastest Section Time (Section)	0:09.31 (Overall)
Top Speed [km/h] (Section)	62.7 (Overall)
Race State	Finished



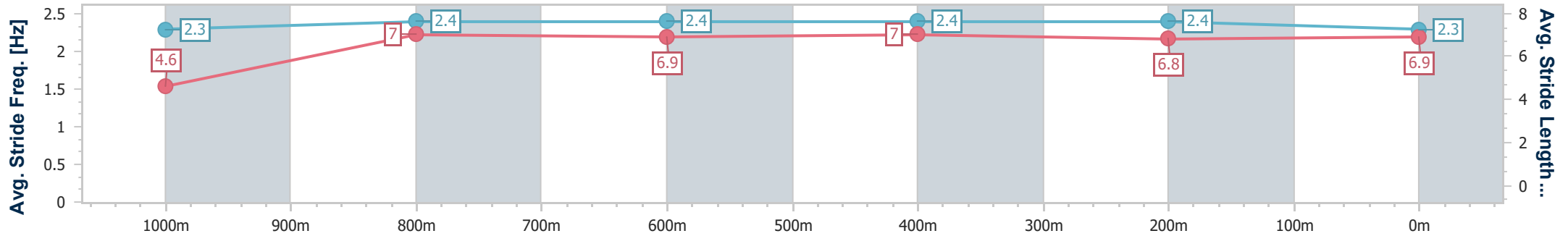
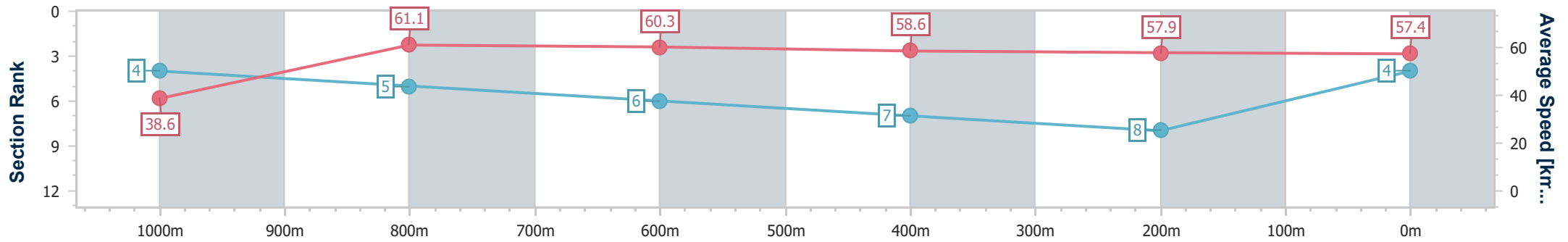
Toowoomba QLD Professional
 Race 7: 1EQUINE - FOR THE EQUINE ATHLETE QTIS Three-Year-Old Maiden Plate - 1100m



06 July 2024 - 20:21

Track Rating: Soft 5 , Weather: Fine, Rail Position: +5m Entire

Section	Overall	1000m	800m	600m	400m	200m
Section Times	1:10.91 [4] (0:09.31)	1:01.60 [4] (0:12.00)	0:49.60 [5] (0:12.07)	0:37.53 [6] (0:12.45)	0:25.08 [7] (0:12.55)	0:12.53 [8] (0:12.53)
Average Speed [km/h]	38.6	61.1	60.3	58.6	57.9	57.4
Top Speed [km/h]	62.7	62.3	61.6	60.9	58.7	59.9
Avg. Dist. to Rail [m]	9.5	4.9	2.7	2.7	2.2	0.8
Avg. Stride Freq. [Hz]	2.3	2.4	2.4	2.4	2.4	2.3
Avg. Stride Length [m]	4.6	7.0	6.9	7.0	6.8	6.9



- [] Ranking at each section and finish
- .-.- No data available at this section
- NA No data available



Horse/Jockey Name	Brave Cowboy Bill
Final Rank	5
Fastest Section Time (Section)	0:09.40 (Overall)
Top Speed [km/h] (Section)	62.8 (800m)
Race State	Finished



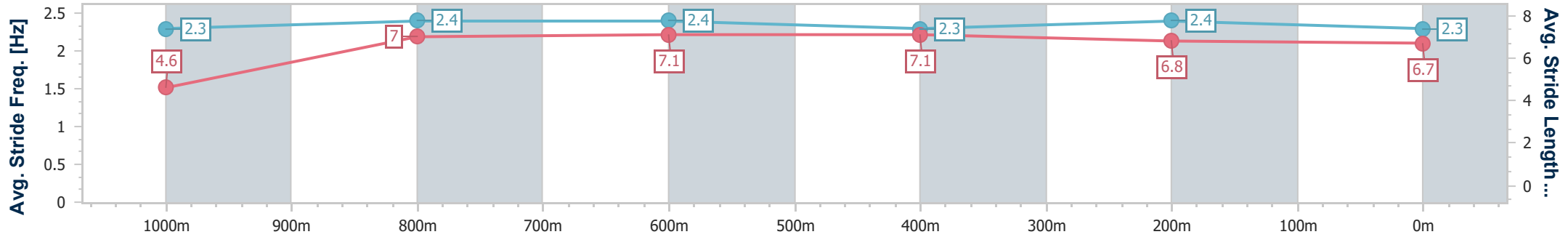
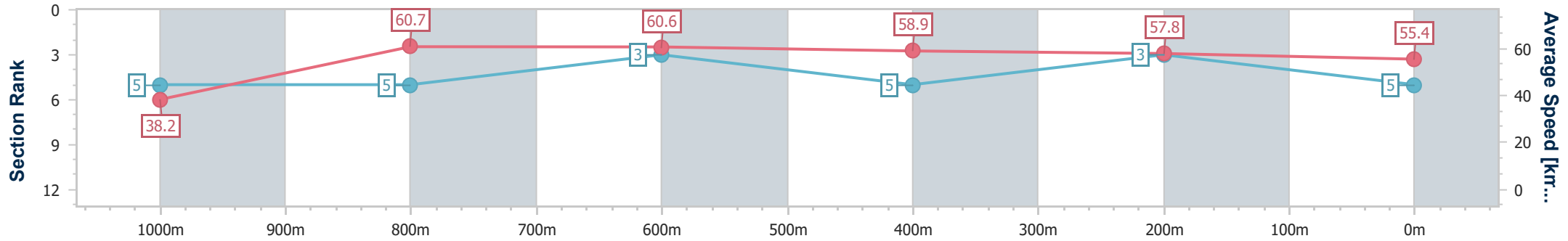
Toowoomba QLD Professional
 Race 7: 1EQUINE - FOR THE EQUINE ATHLETE QTIS Three-Year-Old Maiden Plate - 1100m



06 July 2024 - 20:21

Track Rating: Soft 5 , Weather: Fine, Rail Position: +5m Entire

Section	Overall	1000m	800m	600m	400m	200m
Section Times	1:10.96 [5] (0:09.40)	1:01.56 [5] (0:11.91)	0:49.65 [5] (0:11.89)	0:37.76 [3] (0:12.33)	0:25.43 [5] (0:12.42)	0:13.01 [3] (0:13.01)
Average Speed [km/h]	38.2	60.7	60.6	58.9	57.8	55.4
Top Speed [km/h]	57.7	62.4	62.8	60.4	58.6	56.9
Avg. Dist. to Rail [m]	2.7	0.4	1.9	1.2	0.6	2.0
Avg. Stride Freq. [Hz]	2.3	2.4	2.4	2.3	2.4	2.3
Avg. Stride Length [m]	4.6	7.0	7.1	7.1	6.8	6.7



- [] Ranking at each section and finish
- .-.- No data available at this section
- NA No data available



Horse/Jockey Name	Geraldine's Wish
Final Rank	6
Fastest Section Time (Section)	0:09.59 (Overall)
Top Speed [km/h] (Section)	63.1 (800m)
Race State	Finished



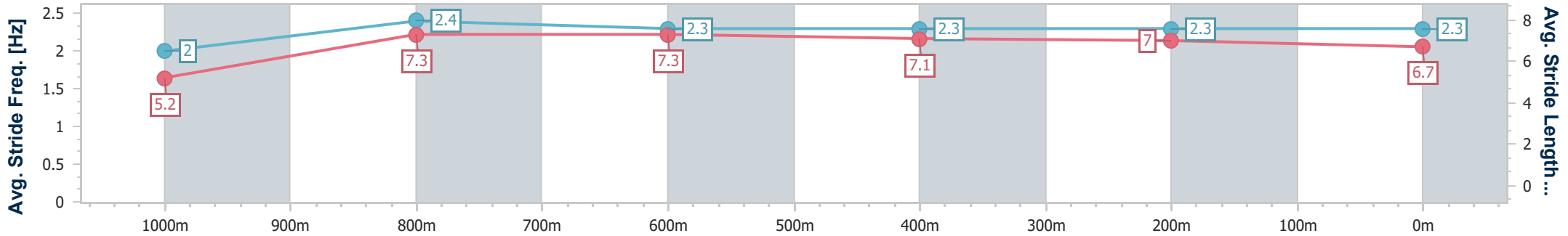
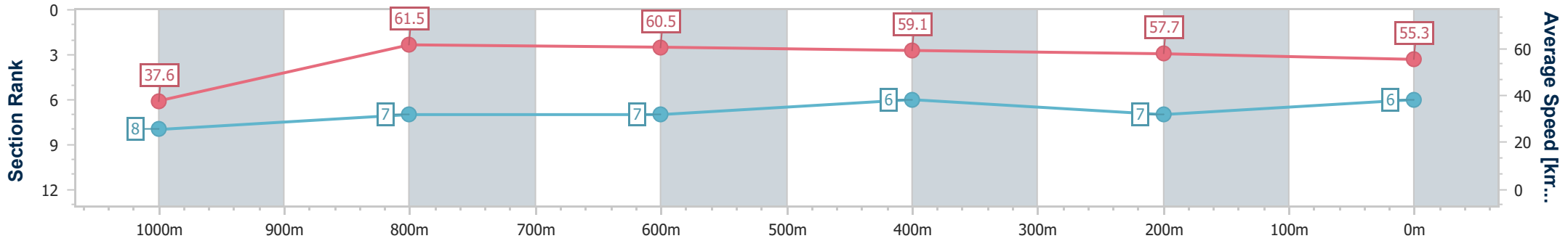
Toowoomba QLD Professional
Race 7: 1EQUINE - FOR THE EQUINE ATHLETE QTIS Three-Year-Old Maiden Plate - 1100m



06 July 2024 - 20:21

Track Rating: Soft 5 , Weather: Fine, Rail Position: +5m Entire

Section	Overall	1000m	800m	600m	400m	200m
Section Times	1:11.34 [6] (0:09.59)	1:01.75 [8] (0:11.86)	0:49.89 [7] (0:12.03)	0:37.86 [7] (0:12.25)	0:25.61 [6] (0:12.57)	0:13.04 [7] (0:13.04)
Average Speed [km/h]	37.6	61.5	60.5	59.1	57.7	55.3
Top Speed [km/h]	59.4	62.4	63.1	60.3	58.8	58.5
Avg. Dist. to Rail [m]	4.3	3.6	2.5	1.2	3.0	5.0
Avg. Stride Freq. [Hz]	2.0	2.4	2.3	2.3	2.3	2.3
Avg. Stride Length [m]	5.2	7.3	7.3	7.1	7.0	6.7



- [] Ranking at each section and finish
- .-.- No data available at this section
- NA No data available



Horse/Jockey Name	Integrity Lane
Final Rank	7
Fastest Section Time (Section)	0:09.45 (Overall)
Top Speed [km/h] (Section)	63.3 (1000m)
Race State	Finished



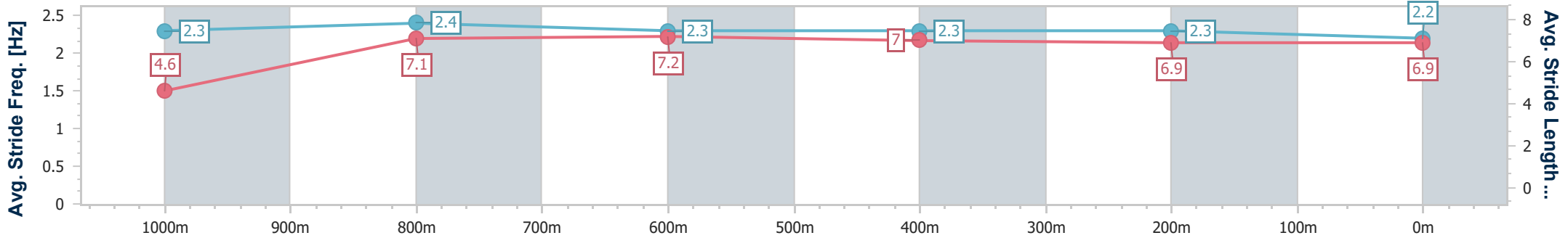
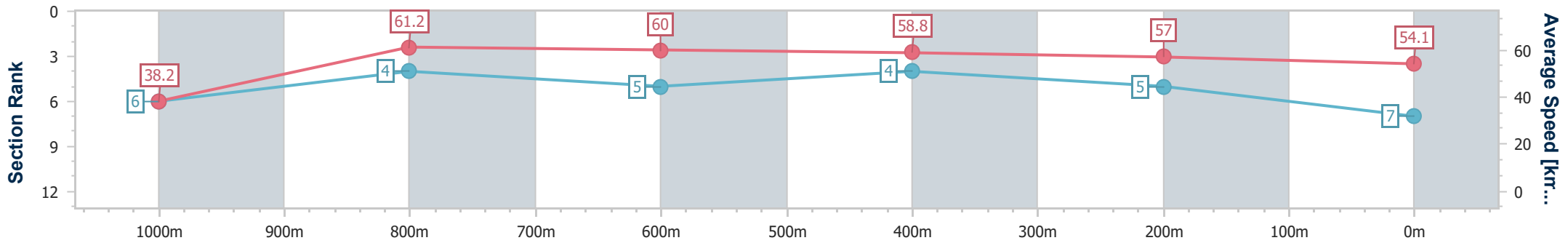
Toowoomba QLD Professional
 Race 7: 1EQUINE - FOR THE EQUINE ATHLETE QTIS Three-Year-Old Maiden Plate - 1100m



06 July 2024 - 20:21

Track Rating: Soft 5 , Weather: Fine, Rail Position: +5m Entire

Section	Overall	1000m	800m	600m	400m	200m
Section Times	1:11.44 [7] (0:09.45)	1:01.99 [6] (0:11.84)	0:50.15 [4] (0:11.97)	0:38.18 [5] (0:12.21)	0:25.97 [4] (0:12.67)	0:13.30 [5] (0:13.30)
Average Speed [km/h]	38.2	61.2	60.0	58.8	57.0	54.1
Top Speed [km/h]	60.2	63.3	61.4	62.1	58.6	55.1
Avg. Dist. to Rail [m]	7.3	2.8	1.3	0.9	1.8	1.5
Avg. Stride Freq. [Hz]	2.3	2.4	2.3	2.3	2.3	2.2
Avg. Stride Length [m]	4.6	7.1	7.2	7.0	6.9	6.9



- [] Ranking at each section and finish
- .-.- No data available at this section
- NA No data available



Horse/Jockey Name	Spiked
Final Rank	8
Fastest Section Time (Section)	0:09.28 (Overall)
Top Speed [km/h] (Section)	63.8 (1000m)
Race State	Finished



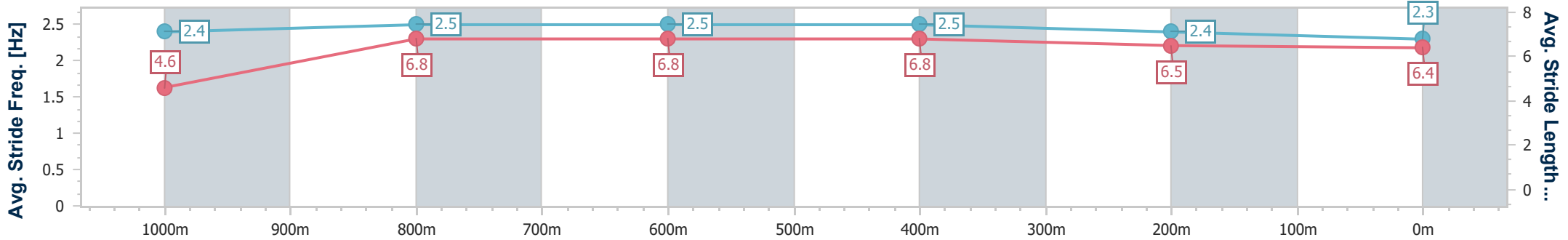
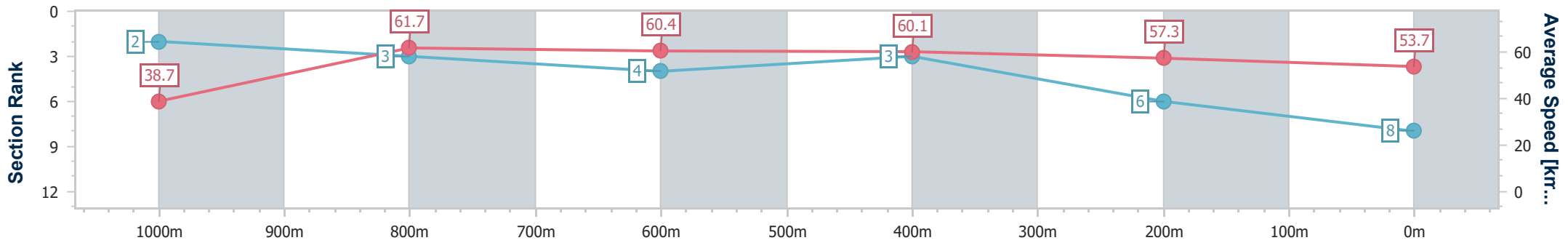
Toowoomba QLD Professional
 Race 7: 1EQUINE - FOR THE EQUINE ATHLETE QTIS Three-Year-Old Maiden Plate - 1100m



06 July 2024 - 20:21

Track Rating: Soft 5 , Weather: Fine, Rail Position: +5m Entire

Section	Overall	1000m	800m	600m	400m	200m
Section Times	1:11.56 [8] (0:09.28)	1:02.28 [2] (0:11.86)	0:50.42 [3] (0:12.08)	0:38.34 [4] (0:12.15)	0:26.19 [3] (0:12.79)	0:13.40 [6] (0:13.40)
Average Speed [km/h]	38.7	61.7	60.4	60.1	57.3	53.7
Top Speed [km/h]	59.8	63.8	61.9	62.7	59.0	56.0
Avg. Dist. to Rail [m]	7.8	4.4	4.2	2.7	4.5	4.0
Avg. Stride Freq. [Hz]	2.4	2.5	2.5	2.5	2.4	2.3
Avg. Stride Length [m]	4.6	6.8	6.8	6.8	6.5	6.4



- [] Ranking at each section and finish
- .-.- No data available at this section
- NA No data available



Horse/Jockey Name	My Sicada
Final Rank	9
Fastest Section Time (Section)	0:09.57 (Overall)
Top Speed [km/h] (Section)	61.8 (1000m)
Race State	Finished



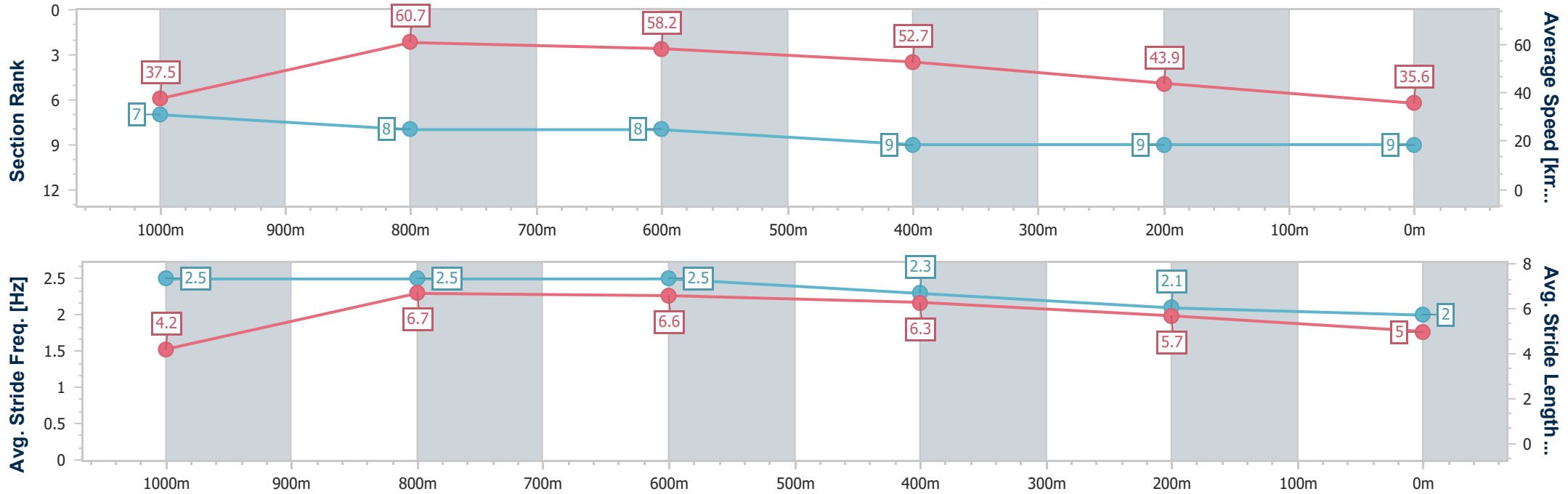
Toowoomba QLD Professional
Race 7: 1EQUINE - FOR THE EQUINE ATHLETE QTIS Three-Year-Old Maiden Plate - 1100m



06 July 2024 - 20:21

Track Rating: Soft 5 , Weather: Fine, Rail Position: +5m Entire

Section	Overall	1000m	800m	600m	400m	200m
Section Times	1:24.29 [9] (0:09.57)	1:14.72 [7] (0:11.95)	1:02.77 [8] (0:12.44)	0:50.33 [8] (0:13.74)	0:36.59 [9] (0:16.45)	0:20.14 [9] (0:20.14)
Average Speed [km/h]	37.5	60.7	58.2	52.7	43.9	35.6
Top Speed [km/h]	59.5	61.8	60.7	56.7	47.7	40.0
Avg. Dist. to Rail [m]	6.9	1.8	1.9	1.3	0.7	1.3
Avg. Stride Freq. [Hz]	2.5	2.5	2.5	2.3	2.1	2.0
Avg. Stride Length [m]	4.2	6.7	6.6	6.3	5.7	5.0



- [] Ranking at each section and finish
- .-.- No data available at this section
- NA No data available