



Toowoomba QLD Professional

Race 1: MOORE TRAILERS QTIS Two-Year-Old Handicap - 1100m

06 July 2024 - 16:55



Track Rating: Soft 5 , Weather: Fine, Rail Position: +5m Entire

Section		Overall	1000m	800m	600m	400m	200m	Last 600m					
Field Times		1:08.57 (0:08.77)	0:59.80 (0:11.05)	0:48.75 (0:11.76)	0:36.99 (0:12.14)	0:24.85 (0:12.35)	0:12.50 (0:12.50)	0:36.99					
Rank	TAB Horse/Jockey	Barrier	Top Speed [km/h]	Fastest Section							Margin	Distance Travelled [m]	
1	6 REIGNING ALPHA Olivia Webb	2	67.1 1000m	0:08.77 Overall	1:08.57 [1] (0:08.77)	0:59.80 [2] (0:11.05)	0:48.75 [1] (0:11.76)	0:36.99 [1] (0:12.14)	0:24.85 [1] (0:12.35)	0:12.50 [1] (0:12.50)	1:08.57	0:36.99	
2	2 PALEFACE RINGO Landan Sykes	6	66.7 1000m	0:08.77 Overall	1:08.61 [2] (0:08.77)	0:59.84 [1] (0:11.16)	0:48.68 [2] (0:11.88)	0:36.80 [3] (0:12.19)	0:24.61 [4] (0:12.18)	0:12.43 [2] (0:12.43)	0.2L	0:36.80	+6
3	4 BETTA THAN PRESLEY Nozi Tomizawa	8	67.6 1000m	0:09.14 Overall	1:09.17 [3] (0:09.14)	1:00.03 [5] (0:11.03)	0:49.00 [4] (0:11.67)	0:37.33 [4] (0:12.00)	0:25.33 [2] (0:12.42)	0:12.91 [3] (0:12.91)	3.5L	0:37.33	+1
4	10 LADY BOSSA NOVA Kenji Yoshida	3	65.8 1000m	0:09.25 Overall	1:09.22 [4] (0:09.25)	0:59.97 [6] (0:11.21)	0:48.76 [6] (0:11.67)	0:37.09 [6] (0:12.08)	0:25.01 [6] (0:12.42)	0:12.59 [5] (0:12.59)	3.7L	0:37.09	+1
5	8 I'LLTELLYOU SO Alisha Donald	7	66.8 1000m	0:08.92 Overall	1:09.61 [5] (0:08.92)	1:00.69 [3] (0:11.09)	0:49.60 [3] (0:11.59)	0:38.01 [2] (0:12.27)	0:25.74 [3] (0:12.42)	0:13.32 [4] (0:13.32)	6L	0:38.01	+3
6	12 MRS KAJUDO Stacey Callow	11	66.3 1000m	0:09.12 Overall	1:10.34 [6] (0:09.12)	1:01.22 [4] (0:11.15)	0:50.07 [5] (0:11.64)	0:38.43 [5] (0:12.27)	0:26.16 [5] (0:12.80)	0:13.36 [6] (0:13.36)	10.3L	0:38.43	+6

Scratched: Shows A Sign (#1), The Dark Side (#7), Similar Situation (#9), Flying Bright (#5), Rhumb Line (#3), Zou Zoutukatukia (#11)



Horse/Jockey Name	Reigning Alpha
Final Rank	1
Fastest Section Time (Section)	0:08.77 (Overall)
Top Speed [km/h] (Section)	67.1 (1000m)
Race State	Finished



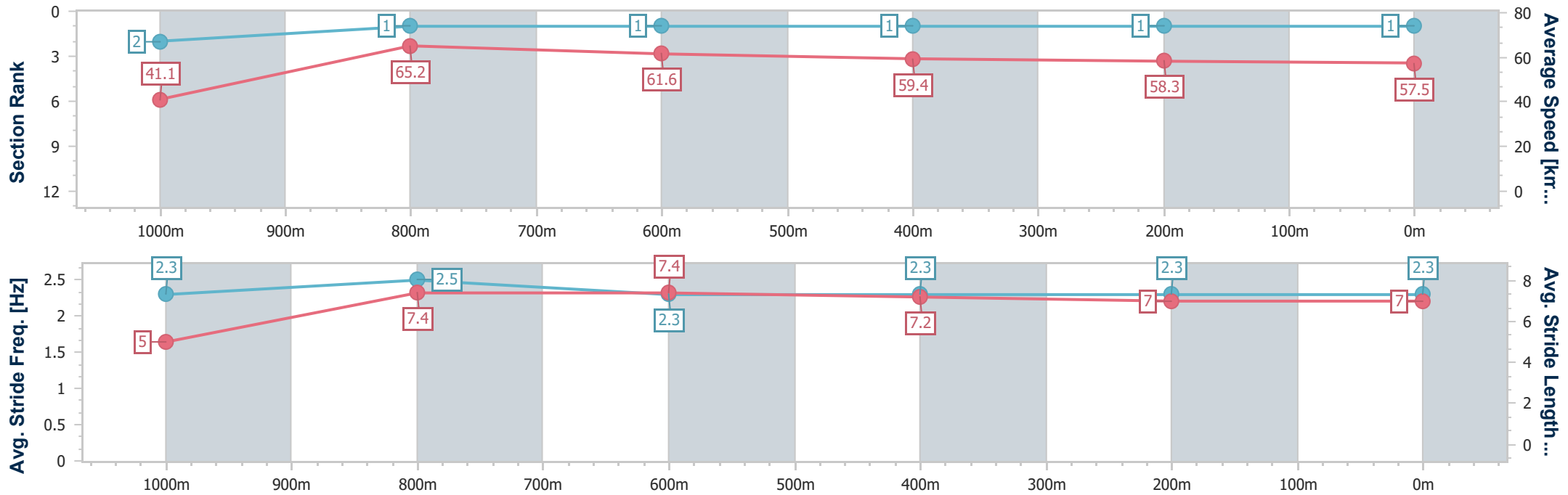
Toowoomba QLD Professional
Race 1: MOORE TRAILERS QTIS Two-Year-Old Handicap - 1100m



06 July 2024 - 16:55

Track Rating: Soft 5 , Weather: Fine, Rail Position: +5m Entire

Section	Overall	1000m	800m	600m	400m	200m
Section Times	1:08.57 [1] (0:08.77)	0:59.80 [2] (0:11.05)	0:48.75 [1] (0:11.76)	0:36.99 [1] (0:12.14)	0:24.85 [1] (0:12.35)	0:12.50 [1] (0:12.50)
Average Speed [km/h]	41.1	65.2	61.6	59.4	58.3	57.5
Top Speed [km/h]	64.5	67.1	62.6	61.7	59.8	58.0
Avg. Dist. to Rail [m]	3.1	0.8	2.3	0.7	0.5	1.7
Avg. Stride Freq. [Hz]	2.3	2.5	2.3	2.3	2.3	2.3
Avg. Stride Length [m]	5.0	7.4	7.4	7.2	7.0	7.0



- [] Ranking at each section and finish
- .-.- No data available at this section
- NA No data available



Horse/Jockey Name	Paleface Ringo
Final Rank	2
Fastest Section Time (Section)	0:08.77 (Overall)
Top Speed [km/h] (Section)	66.7 (1000m)
Race State	Finished



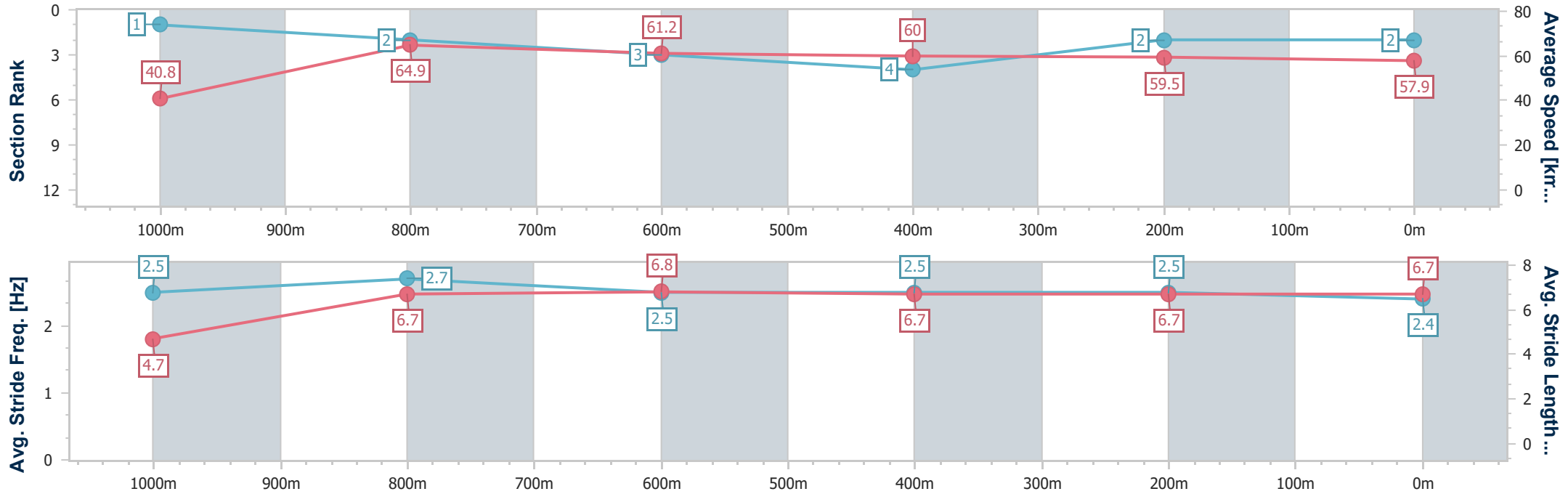
Toowoomba QLD Professional
Race 1: MOORE TRAILERS QTIS Two-Year-Old Handicap - 1100m



06 July 2024 - 16:55

Track Rating: Soft 5 , Weather: Fine, Rail Position: +5m Entire

Section	Overall	1000m	800m	600m	400m	200m
Section Times	1:08.61 [2] (0:08.77)	0:59.84 [1] (0:11.16)	0:48.68 [2] (0:11.88)	0:36.80 [3] (0:12.19)	0:24.61 [4] (0:12.18)	0:12.43 [2] (0:12.43)
Average Speed [km/h]	40.8	64.9	61.2	60.0	59.5	57.9
Top Speed [km/h]	64.3	66.7	62.2	61.1	60.5	59.4
Avg. Dist. to Rail [m]	2.8	1.4	2.4	2.5	2.8	3.2
Avg. Stride Freq. [Hz]	2.5	2.7	2.5	2.5	2.5	2.4
Avg. Stride Length [m]	4.7	6.7	6.8	6.7	6.7	6.7



- [] Ranking at each section and finish
- .-.- No data available at this section
- NA No data available



Horse/Jockey Name	Betta Than Presley
Final Rank	3
Fastest Section Time (Section)	0:09.14 (Overall)
Top Speed [km/h] (Section)	67.6 (1000m)
Race State	Finished



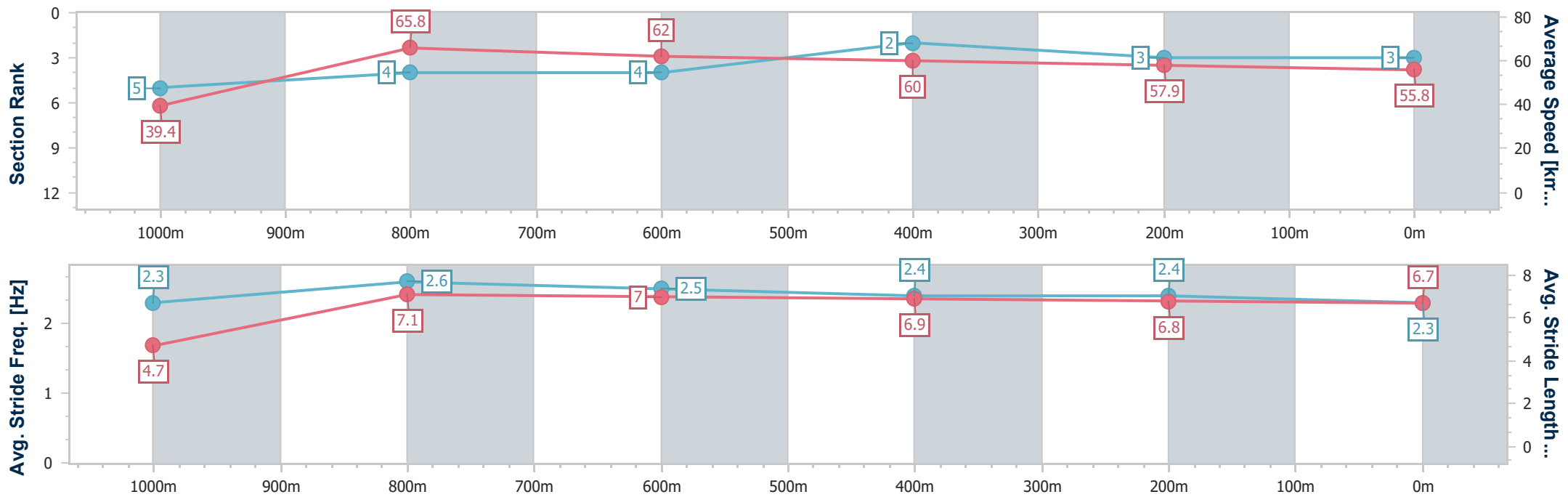
Toowoomba QLD Professional
Race 1: MOORE TRAILERS QTIS Two-Year-Old Handicap - 1100m



06 July 2024 - 16:55

Track Rating: Soft 5 , Weather: Fine, Rail Position: +5m Entire

Section	Overall	1000m	800m	600m	400m	200m
Section Times	1:09.17 [3] (0:09.14)	1:00.03 [5] (0:11.03)	0:49.00 [4] (0:11.67)	0:37.33 [4] (0:12.00)	0:25.33 [2] (0:12.42)	0:12.91 [3] (0:12.91)
Average Speed [km/h]	39.4	65.8	62.0	60.0	57.9	55.8
Top Speed [km/h]	63.0	67.6	63.7	61.4	58.8	57.6
Avg. Dist. to Rail [m]	5.5	1.6	1.5	0.3	0.5	1.4
Avg. Stride Freq. [Hz]	2.3	2.6	2.5	2.4	2.4	2.3
Avg. Stride Length [m]	4.7	7.1	7.0	6.9	6.8	6.7



- [] Ranking at each section and finish
- .-.- No data available at this section
- NA No data available



Horse/Jockey Name	Lady Bossa Nova
Final Rank	4
Fastest Section Time (Section)	0:09.25 (Overall)
Top Speed [km/h] (Section)	65.8 (1000m)
Race State	Finished



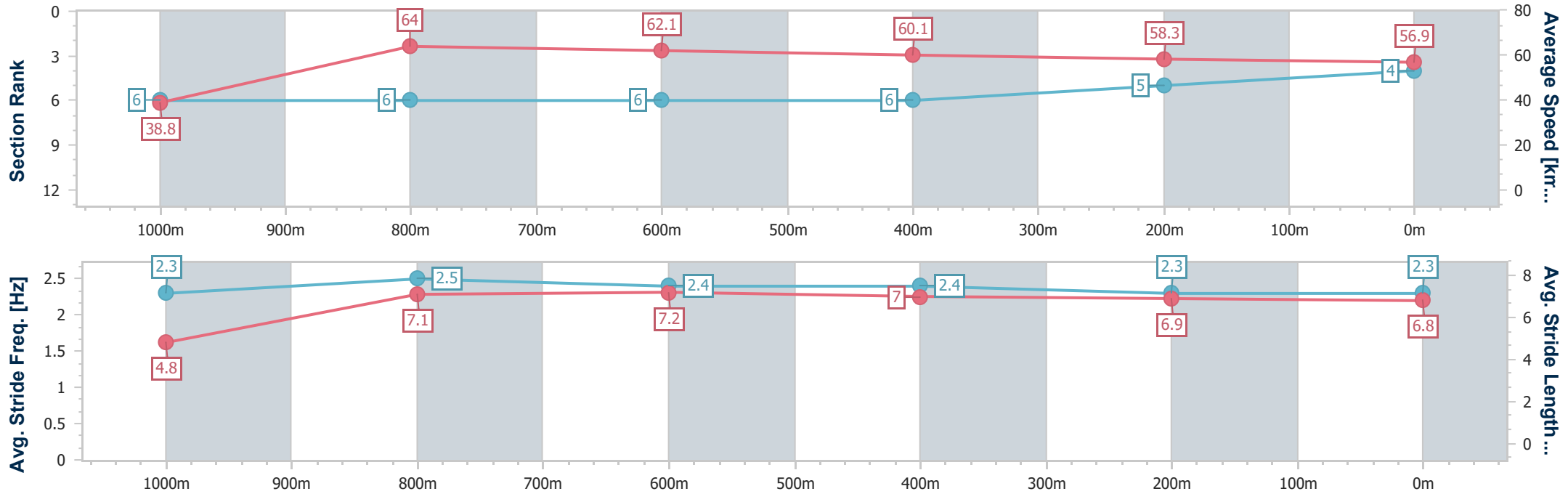
Toowoomba QLD Professional
Race 1: MOORE TRAILERS QTIS Two-Year-Old Handicap - 1100m



06 July 2024 - 16:55

Track Rating: Soft 5 , Weather: Fine, Rail Position: +5m Entire

Section	Overall	1000m	800m	600m	400m	200m
Section Times	1:09.22 [4] (0:09.25)	0:59.97 [6] (0:11.21)	0:48.76 [6] (0:11.67)	0:37.09 [6] (0:12.08)	0:25.01 [6] (0:12.42)	0:12.59 [5] (0:12.59)
Average Speed [km/h]	38.8	64.0	62.1	60.1	58.3	56.9
Top Speed [km/h]	61.9	65.8	65.3	61.8	59.8	58.1
Avg. Dist. to Rail [m]	3.4	1.0	1.2	1.8	1.7	3.2
Avg. Stride Freq. [Hz]	2.3	2.5	2.4	2.4	2.3	2.3
Avg. Stride Length [m]	4.8	7.1	7.2	7.0	6.9	6.8



- [] Ranking at each section and finish
- .-.- No data available at this section
- NA No data available



Horse/Jockey Name	I'tellyouso
Final Rank	5
Fastest Section Time (Section)	0:08.92 (Overall)
Top Speed [km/h] (Section)	66.8 (1000m)
Race State	Finished



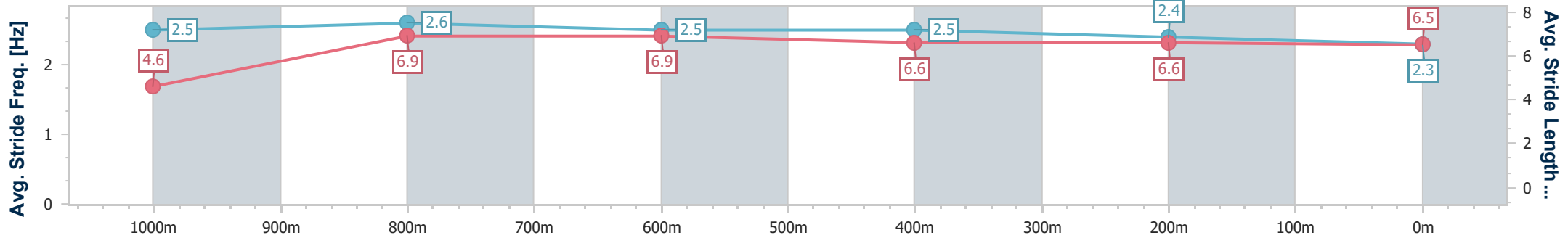
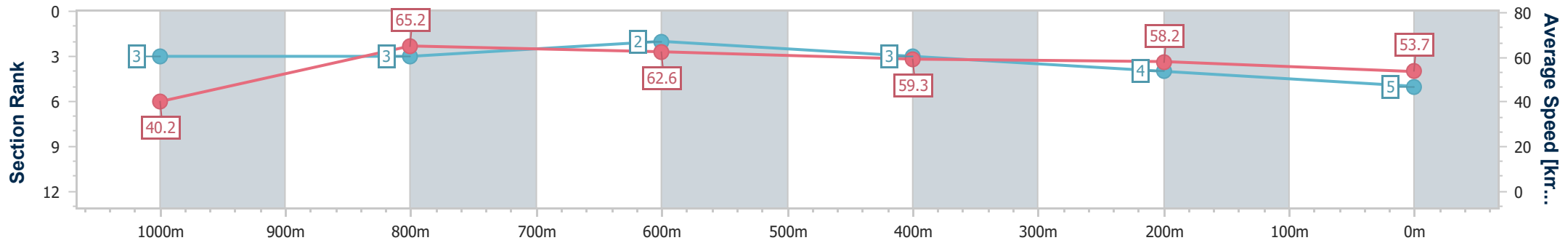
Toowoomba QLD Professional
Race 1: MOORE TRAILERS QTIS Two-Year-Old Handicap - 1100m



06 July 2024 - 16:55

Track Rating: Soft 5 , Weather: Fine, Rail Position: +5m Entire

Section	Overall	1000m	800m	600m	400m	200m
Section Times	1:09.61 [5] (0:08.92)	1:00.69 [3] (0:11.09)	0:49.60 [3] (0:11.59)	0:38.01 [2] (0:12.27)	0:25.74 [3] (0:12.42)	0:13.32 [4] (0:13.32)
Average Speed [km/h]	40.2	65.2	62.6	59.3	58.2	53.7
Top Speed [km/h]	64.3	66.8	64.1	61.4	58.6	56.8
Avg. Dist. to Rail [m]	3.8	1.0	2.9	1.7	0.6	3.3
Avg. Stride Freq. [Hz]	2.5	2.6	2.5	2.5	2.4	2.3
Avg. Stride Length [m]	4.6	6.9	6.9	6.6	6.6	6.5



- [] Ranking at each section and finish
- .-.- No data available at this section
- NA No data available



Horse/Jockey Name	Mrs Kajudo
Final Rank	6
Fastest Section Time (Section)	0:09.12 (Overall)
Top Speed [km/h] (Section)	66.3 (1000m)
Race State	Finished



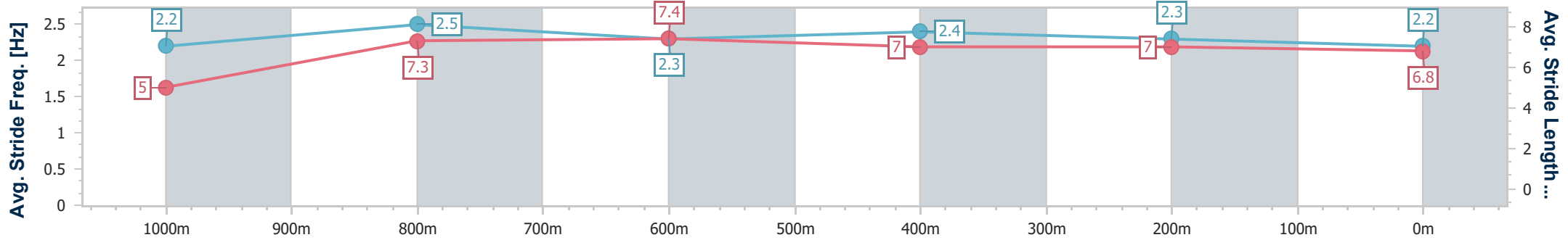
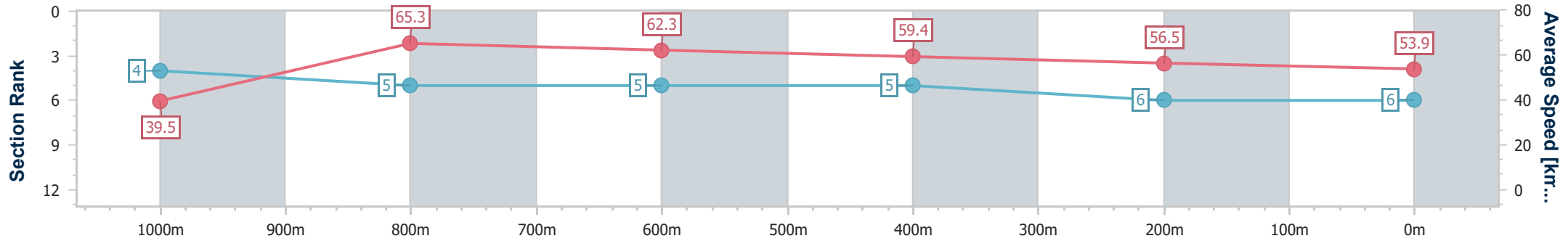
Toowoomba QLD Professional
Race 1: MOORE TRAILERS QTIS Two-Year-Old Handicap - 1100m



06 July 2024 - 16:55

Track Rating: Soft 5 , Weather: Fine, Rail Position: +5m Entire

Section	Overall	1000m	800m	600m	400m	200m
Section Times	1:10.34 [6] (0:09.12)	1:01.22 [4] (0:11.15)	0:50.07 [5] (0:11.64)	0:38.43 [5] (0:12.27)	0:26.16 [5] (0:12.80)	0:13.36 [6] (0:13.36)
Average Speed [km/h]	39.5	65.3	62.3	59.4	56.5	53.9
Top Speed [km/h]	62.7	66.3	64.7	61.3	57.6	55.0
Avg. Dist. to Rail [m]	7.8	3.0	1.9	2.5	1.8	1.4
Avg. Stride Freq. [Hz]	2.2	2.5	2.3	2.4	2.3	2.2
Avg. Stride Length [m]	5.0	7.3	7.4	7.0	7.0	6.8



- [] Ranking at each section and finish
- .-.- No data available at this section
- NA No data available



Toowoomba QLD Professional

Race 2: TAYLOR BUILDING GROUP Class 1 Handicap - 1000m

06 July 2024 - 17:38



Track Rating: Soft 5 , Weather: Fine, Rail Position: +5m Entire

Section											Last 600m		
Field Times		Overall	800m	600m	400m	200m						0:35.45	
		1:01.04 (0:14.49)	0:46.55 (0:11.10)	0:35.45 (0:11.59)	0:23.86 (0:11.74)	0:12.12 (0:12.12)							
Rank	TAB	Horse/Jockey	Barrier	Top Speed [km/h]	Fastest Section						Margin	Distance Travelled [m]	
1	1	SHOT OF WHISKEY Justin Stanley	7	67.1 800m	0:11.10 800m	1:01.04 [1] (0:14.49)	0:46.55 [1] (0:11.10)	0:35.45 [1] (0:11.59)	0:23.86 [1] (0:11.74)	0:12.12 [1] (0:12.12)	1:01.04	0:35.45	
2	2	LIGHTNING RAGE Georgina Cartwright	4	67.1 Overall	0:11.07 800m	1:01.49 [2] (0:14.54)	0:46.95 [3] (0:11.07)	0:35.88 [2] (0:11.63)	0:24.25 [2] (0:11.81)	0:12.44 [2] (0:12.44)	2.5L	0:35.88	+0
3	6	CHAMPINSKY Landan Sykes	1	67.4 800m	0:11.13 800m	1:01.83 [3] (0:14.95)	0:46.88 [7] (0:11.13)	0:35.75 [6] (0:11.49)	0:24.26 [3] (0:11.86)	0:12.40 [3] (0:12.40)	4.3L	0:35.75	-1
4	4	PAN A MILLION Les Tilley	12	65.0 Overall	0:11.39 800m	1:01.88 [4] (0:14.63)	0:47.25 [5] (0:11.39)	0:35.86 [4] (0:11.79)	0:24.07 [5] (0:11.88)	0:12.19 [4] (0:12.19)	4.5L	0:35.86	+5
5	8	ASGOODASYOUGETT Nozi Tomizawa	5	64.3 Overall	0:11.41 800m	1:02.43 [5] (0:14.98)	0:47.45 [9] (0:11.41)	0:36.04 [9] (0:11.84)	0:24.20 [9] (0:12.00)	0:12.20 [6] (0:12.20)	7.8L	0:36.04	-2
6	11	FRENCH COMET Matthew Gray	11	65.1 800m	0:11.39 800m	1:02.54 [6] (0:14.72)	0:47.82 [6] (0:11.39)	0:36.43 [7] (0:12.03)	0:24.40 [8] (0:12.12)	0:12.28 [7] (0:12.28)	8.3L	0:36.43	+4
7	13	THE BELL JAR Kenji Yoshida	9	66.4 Overall	0:11.25 800m	1:02.86 [7] (0:14.57)	0:48.29 [4] (0:11.25)	0:37.04 [3] (0:11.78)	0:25.26 [4] (0:12.21)	0:13.05 [5] (0:13.05)	10.1L	0:37.04	+2
8	3	LOADED GUN Luke Tarrant	17	66.7 Overall	0:11.38 800m	1:02.90 [8] (0:14.97)	0:47.93 [8] (0:11.38)	0:36.55 [8] (0:11.77)	0:24.78 [7] (0:12.16)	0:12.62 [8] (0:12.62)	10.3L	0:36.55	+3
9	10	VIENNESE LOVER Amy Graham	13	67.1 Overall	0:11.53 800m	1:04.02 [9] (0:14.50)	0:49.52 [2] (0:11.53)	0:37.99 [5] (0:12.06)	0:25.93 [6] (0:12.52)	0:13.41 [9] (0:13.41)	16.8L	0:37.99	+9
10	9	DUCHESS BREE Nathan Evans	8	61.1 800m	0:12.20 800m	1:05.71 [10] (0:15.67)	0:50.04 [10] (0:12.20)	0:37.84 [10] (0:12.61)	0:25.23 [10] (0:12.20)	0:13.03 [10] (0:13.03)	26.6L	0:37.84	+5

Scratched: Mr Evans (#15), Berakahquinn (#12), Red Shiraz (#14), Del Routi (#5), Freakshake (#7), Bordeaux Hopper (#17), Super Rupert (#16)



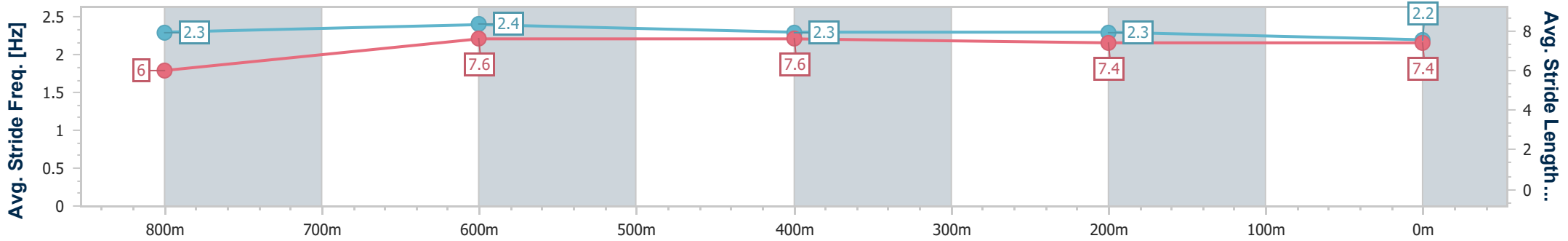
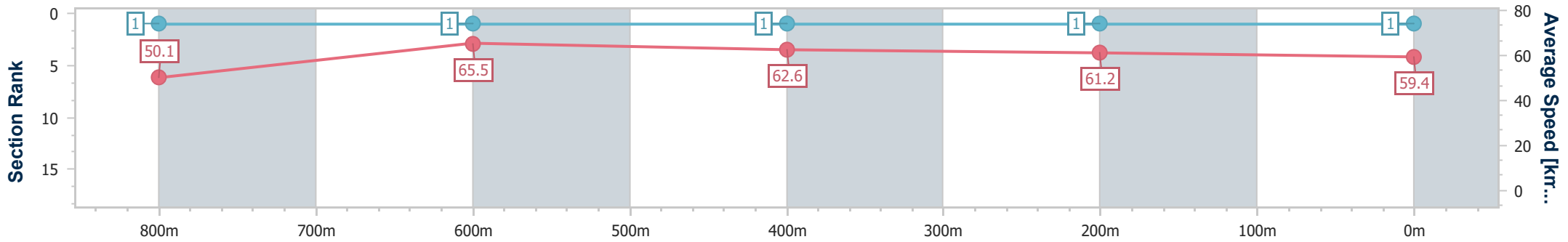
Horse/Jockey Name	Shot Of Whiskey
Final Rank	1
Fastest Section Time (Section)	0:11.10 (800m)
Top Speed [km/h] (Section)	67.1 (800m)
Race State	Finished



Toowoomba QLD Professional
 Race 2: TAYLOR BUILDING GROUP Class 1 Handicap - 1000m
 06 July 2024 - 17:38
 Track Rating: Soft 5 , Weather: Fine, Rail Position: +5m Entire



Section	Overall	800m	600m	400m	200m
Section Times	1:01.04 [1] (0:14.49)	0:46.55 [1] (0:11.10)	0:35.45 [1] (0:11.59)	0:23.86 [1] (0:11.74)	0:12.12 [1] (0:12.12)
Average Speed [km/h]	50.1	65.5	62.6	61.2	59.4
Top Speed [km/h]	64.9	67.1	65.9	62.5	61.7
Avg. Dist. to Rail [m]	4.2	2.7	1.2	0.7	0.5
Avg. Stride Freq. [Hz]	2.3	2.4	2.3	2.3	2.2
Avg. Stride Length [m]	6.0	7.6	7.6	7.4	7.4



- [] Ranking at each section and finish
- .-.- No data available at this section
- NA No data available



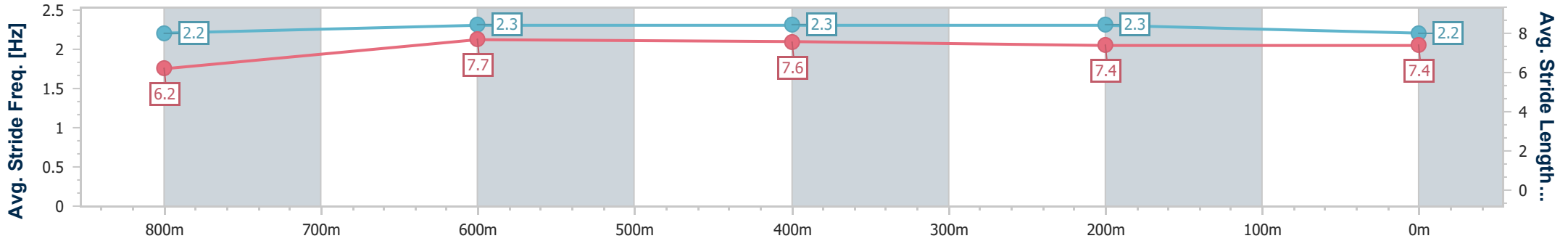
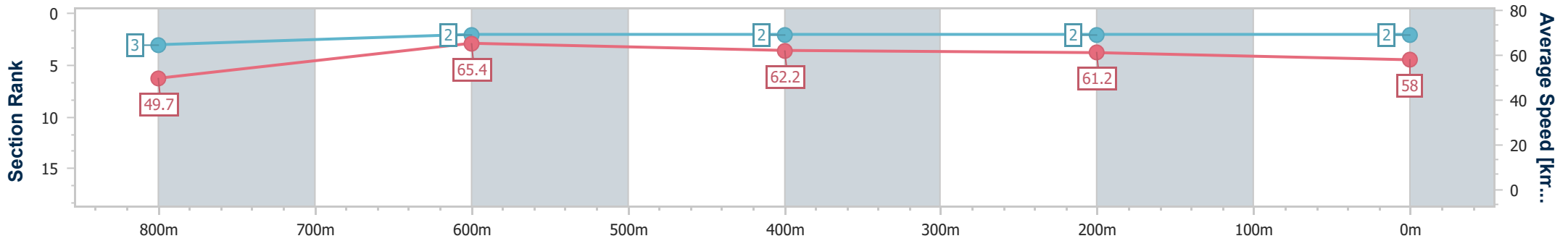
Horse/Jockey Name	Lightning Rage
Final Rank	2
Fastest Section Time (Section)	0:11.07 (800m)
Top Speed [km/h] (Section)	67.1 (Overall)
Race State	Finished



Toowoomba QLD Professional
 Race 2: TAYLOR BUILDING GROUP Class 1 Handicap - 1000m
 06 July 2024 - 17:38
 Track Rating: Soft 5 , Weather: Fine, Rail Position: +5m Entire



Section	Overall	800m	600m	400m	200m
Section Times	1:01.49 [2] (0:14.54)	0:46.95 [3] (0:11.07)	0:35.88 [2] (0:11.63)	0:24.25 [2] (0:11.81)	0:12.44 [2] (0:12.44)
Average Speed [km/h]	49.7	65.4	62.2	61.2	58.0
Top Speed [km/h]	67.1	66.5	64.8	62.3	60.2
Avg. Dist. to Rail [m]	2.6	1.7	1.1	1.5	0.8
Avg. Stride Freq. [Hz]	2.2	2.3	2.3	2.3	2.2
Avg. Stride Length [m]	6.2	7.7	7.6	7.4	7.4



- [] Ranking at each section and finish
- .-.- No data available at this section
- NA No data available



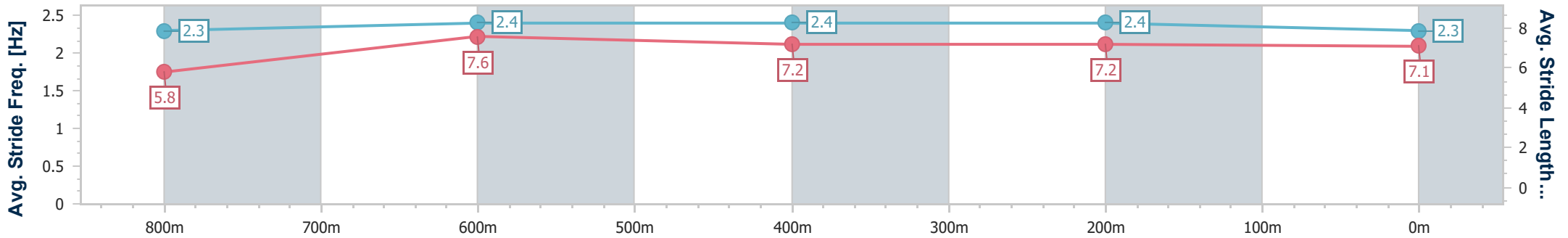
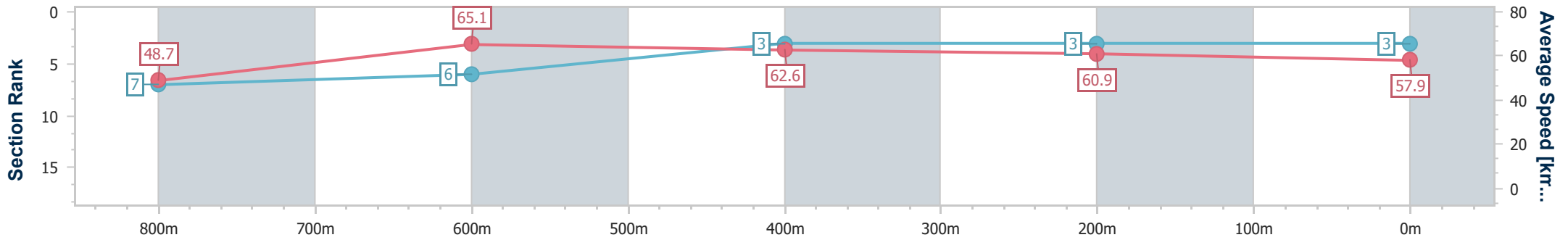
Horse/Jockey Name	Champinsky
Final Rank	3
Fastest Section Time (Section)	0:11.13 (800m)
Top Speed [km/h] (Section)	67.4 (800m)
Race State	Finished



Toowoomba QLD Professional
 Race 2: TAYLOR BUILDING GROUP Class 1 Handicap - 1000m
 06 July 2024 - 17:38
 Track Rating: Soft 5 , Weather: Fine, Rail Position: +5m Entire



Section	Overall	800m	600m	400m	200m
Section Times	1:01.83 [3] (0:14.95)	0:46.88 [7] (0:11.13)	0:35.75 [6] (0:11.49)	0:24.26 [3] (0:11.86)	0:12.40 [3] (0:12.40)
Average Speed [km/h]	48.7	65.1	62.6	60.9	57.9
Top Speed [km/h]	65.0	67.4	64.9	62.6	59.6
Avg. Dist. to Rail [m]	4.5	1.5	0.5	0.2	0.4
Avg. Stride Freq. [Hz]	2.3	2.4	2.4	2.4	2.3
Avg. Stride Length [m]	5.8	7.6	7.2	7.2	7.1



- [] Ranking at each section and finish
- .-.- No data available at this section
- NA No data available



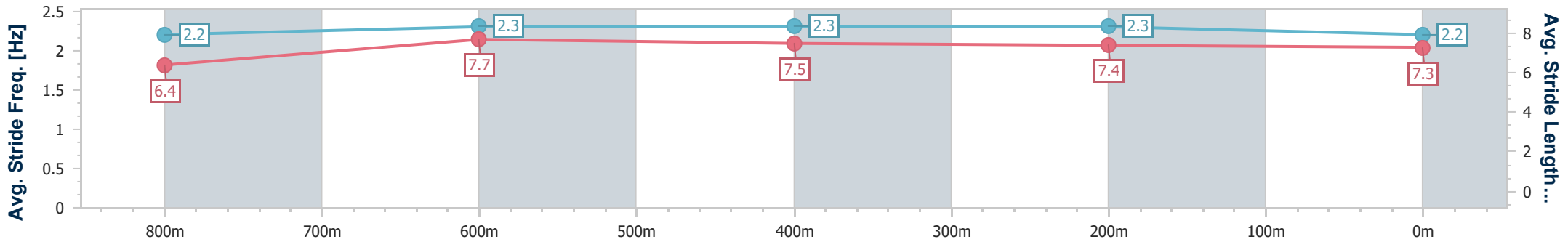
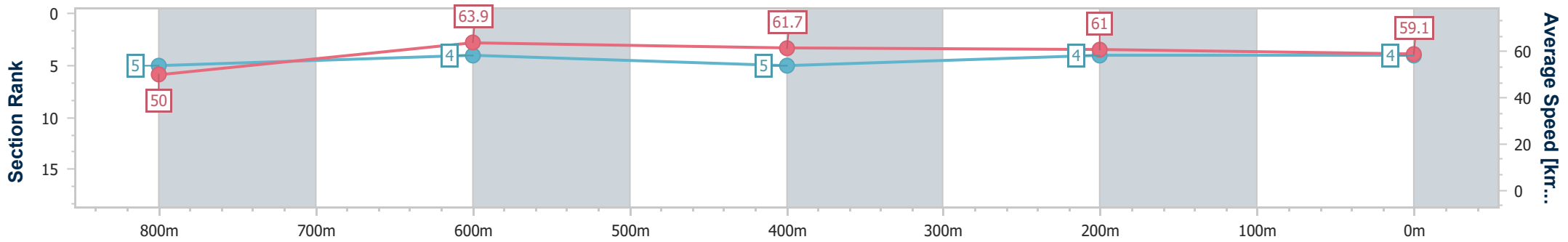
Horse/Jockey Name	Pan A Million
Final Rank	4
Fastest Section Time (Section)	0:11.39 (800m)
Top Speed [km/h] (Section)	65.0 (Overall)
Race State	Finished



Toowoomba QLD Professional
 Race 2: TAYLOR BUILDING GROUP Class 1 Handicap - 1000m
 06 July 2024 - 17:38
 Track Rating: Soft 5 , Weather: Fine, Rail Position: +5m Entire



Section	Overall	800m	600m	400m	200m
Section Times	1:01.88 [4] (0:14.63)	0:47.25 [5] (0:11.39)	0:35.86 [4] (0:11.79)	0:24.07 [5] (0:11.88)	0:12.19 [4] (0:12.19)
Average Speed [km/h]	50.0	63.9	61.7	61.0	59.1
Top Speed [km/h]	65.0	64.6	63.5	62.6	60.9
Avg. Dist. to Rail [m]	6.9	4.0	1.9	1.7	3.3
Avg. Stride Freq. [Hz]	2.2	2.3	2.3	2.3	2.2
Avg. Stride Length [m]	6.4	7.7	7.5	7.4	7.3



- [] Ranking at each section and finish
- .-.- No data available at this section
- NA No data available



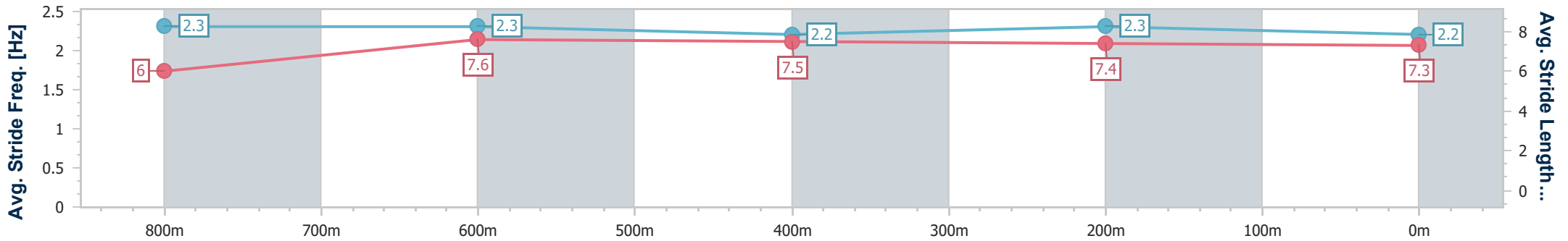
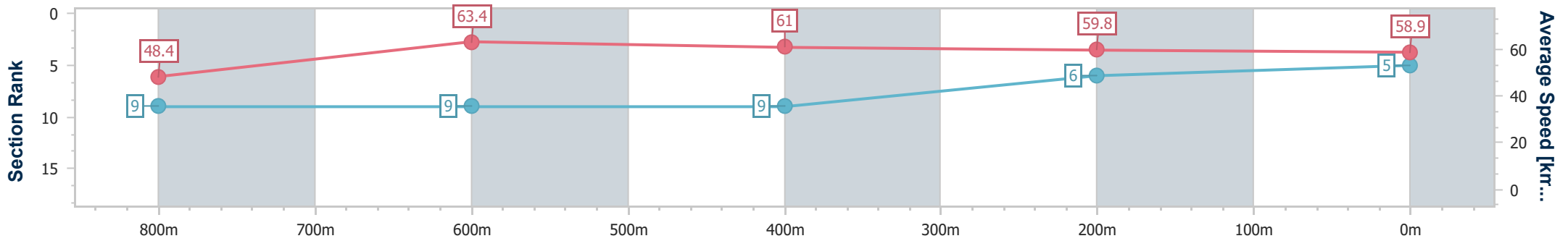
Horse/Jockey Name	Asgoodasyougett
Final Rank	5
Fastest Section Time (Section)	0:11.41 (800m)
Top Speed [km/h] (Section)	64.3 (Overall)
Race State	Finished



Toowoomba QLD Professional
 Race 2: TAYLOR BUILDING GROUP Class 1 Handicap - 1000m
 06 July 2024 - 17:38
 Track Rating: Soft 5 , Weather: Fine, Rail Position: +5m Entire



Section	Overall	800m	600m	400m	200m
Section Times	1:02.43 [5] (0:14.98)	0:47.45 [9] (0:11.41)	0:36.04 [9] (0:11.84)	0:24.20 [9] (0:12.00)	0:12.20 [6] (0:12.20)
Average Speed [km/h]	48.4	63.4	61.0	59.8	58.9
Top Speed [km/h]	64.3	63.7	63.2	61.1	61.0
Avg. Dist. to Rail [m]	4.5	1.2	0.3	1.0	2.9
Avg. Stride Freq. [Hz]	2.3	2.3	2.2	2.3	2.2
Avg. Stride Length [m]	6.0	7.6	7.5	7.4	7.3



- [] Ranking at each section and finish
- .-.- No data available at this section
- NA No data available



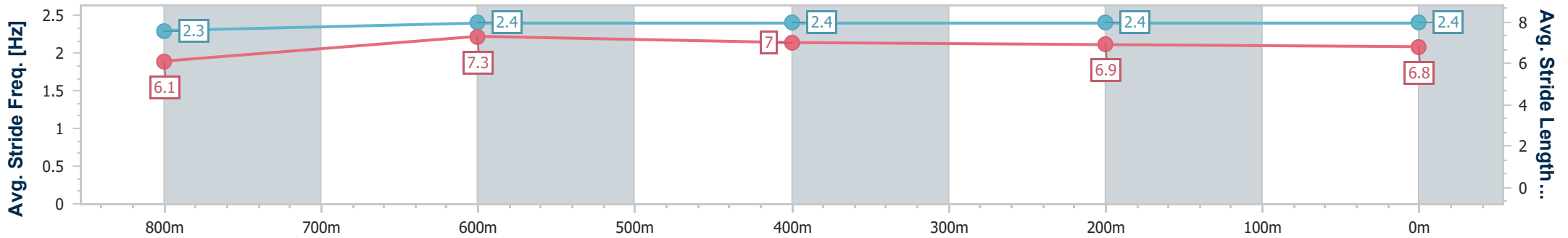
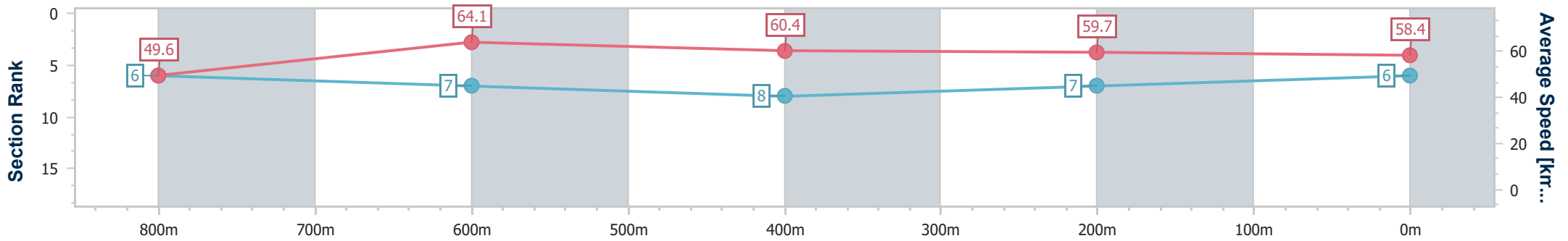
Horse/Jockey Name	French Comet
Final Rank	6
Fastest Section Time (Section)	0:11.39 (800m)
Top Speed [km/h] (Section)	65.1 (800m)
Race State	Finished



Toowoomba QLD Professional
 Race 2: TAYLOR BUILDING GROUP Class 1 Handicap - 1000m
 06 July 2024 - 17:38
 Track Rating: Soft 5 , Weather: Fine, Rail Position: +5m Entire



Section	Overall	800m	600m	400m	200m
Section Times	1:02.54 [6] (0:14.72)	0:47.82 [6] (0:11.39)	0:36.43 [7] (0:12.03)	0:24.40 [8] (0:12.12)	0:12.28 [7] (0:12.28)
Average Speed [km/h]	49.6	64.1	60.4	59.7	58.4
Top Speed [km/h]	64.6	65.1	61.8	60.9	59.3
Avg. Dist. to Rail [m]	7.0	3.3	2.6	0.7	0.8
Avg. Stride Freq. [Hz]	2.3	2.4	2.4	2.4	2.4
Avg. Stride Length [m]	6.1	7.3	7.0	6.9	6.8



- [] Ranking at each section and finish
- .-.- No data available at this section
- NA No data available



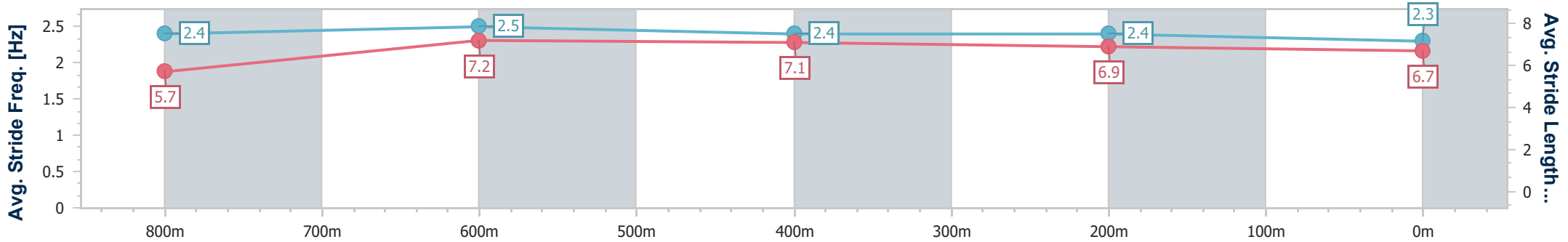
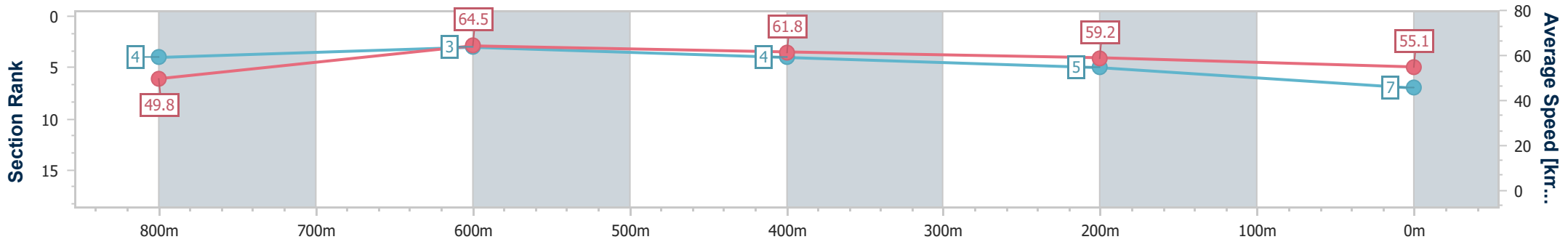
Horse/Jockey Name	The Bell Jar
Final Rank	7
Fastest Section Time (Section)	0:11.25 (800m)
Top Speed [km/h] (Section)	66.4 (Overall)
Race State	Finished



Toowoomba QLD Professional
 Race 2: TAYLOR BUILDING GROUP Class 1 Handicap - 1000m
 06 July 2024 - 17:38
 Track Rating: Soft 5 , Weather: Fine, Rail Position: +5m Entire



Section	Overall	800m	600m	400m	200m
Section Times	1:02.86 [7] (0:14.57)	0:48.29 [4] (0:11.25)	0:37.04 [3] (0:11.78)	0:25.26 [4] (0:12.21)	0:13.05 [5] (0:13.05)
Average Speed [km/h]	49.8	64.5	61.8	59.2	55.1
Top Speed [km/h]	66.4	65.7	64.5	62.1	56.3
Avg. Dist. to Rail [m]	5.1	2.6	2.0	1.3	2.0
Avg. Stride Freq. [Hz]	2.4	2.5	2.4	2.4	2.3
Avg. Stride Length [m]	5.7	7.2	7.1	6.9	6.7



- [] Ranking at each section and finish
- .-.- No data available at this section
- NA No data available



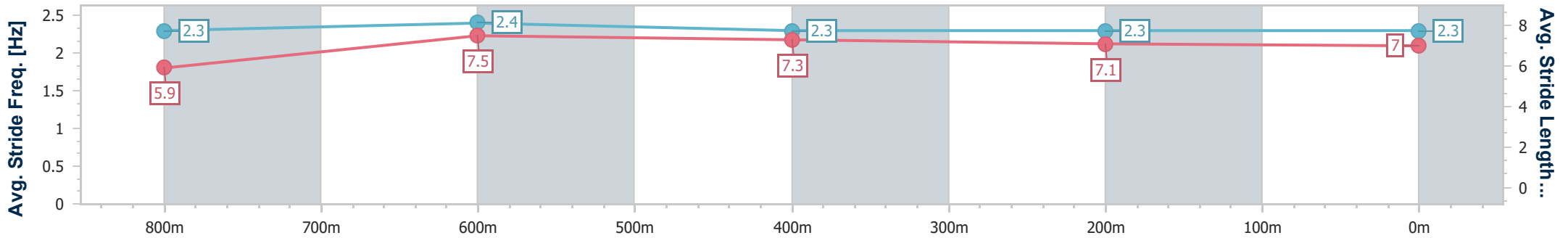
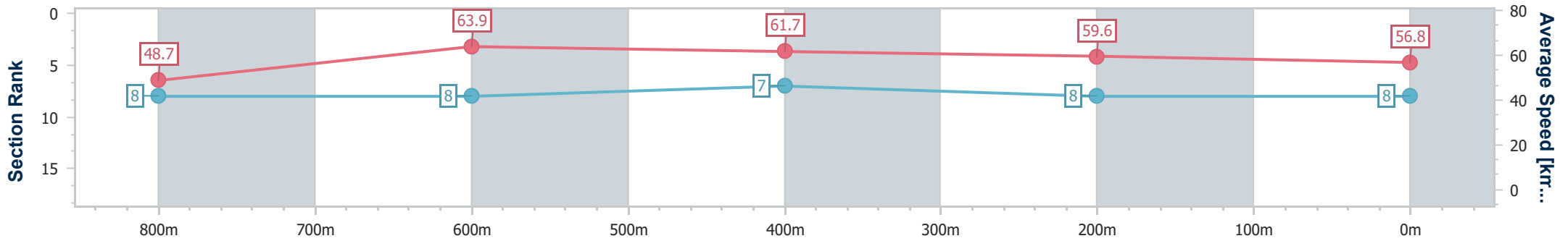
Horse/Jockey Name	Loaded Gun
Final Rank	8
Fastest Section Time (Section)	0:11.38 (800m)
Top Speed [km/h] (Section)	66.7 (Overall)
Race State	Finished



Toowoomba QLD Professional
 Race 2: TAYLOR BUILDING GROUP Class 1 Handicap - 1000m
 06 July 2024 - 17:38
 Track Rating: Soft 5 , Weather: Fine, Rail Position: +5m Entire



Section	Overall	800m	600m	400m	200m
Section Times	1:02.90 [8] (0:14.97)	0:47.93 [8] (0:11.38)	0:36.55 [8] (0:11.77)	0:24.78 [7] (0:12.16)	0:12.62 [8] (0:12.62)
Average Speed [km/h]	48.7	63.9	61.7	59.6	56.8
Top Speed [km/h]	66.7	65.5	63.9	60.7	58.8
Avg. Dist. to Rail [m]	8.2	2.8	1.1	2.9	4.2
Avg. Stride Freq. [Hz]	2.3	2.4	2.3	2.3	2.3
Avg. Stride Length [m]	5.9	7.5	7.3	7.1	7.0



- [] Ranking at each section and finish
- .-.- No data available at this section
- NA No data available



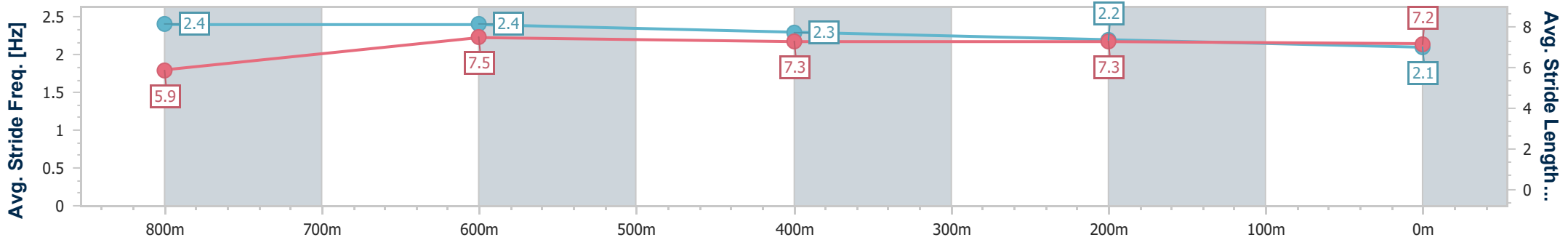
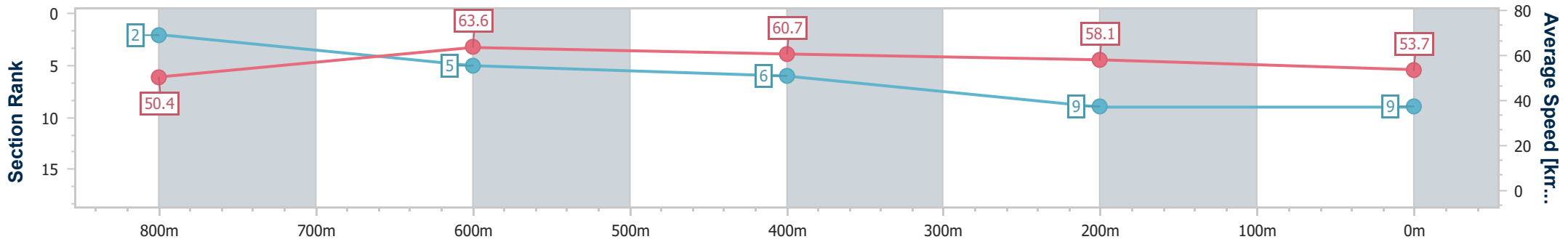
Horse/Jockey Name	Viennese Lover
Final Rank	9
Fastest Section Time (Section)	0:11.53 (800m)
Top Speed [km/h] (Section)	67.1 (Overall)
Race State	Finished



Toowoomba QLD Professional
 Race 2: TAYLOR BUILDING GROUP Class 1 Handicap - 1000m
 06 July 2024 - 17:38
 Track Rating: Soft 5 , Weather: Fine, Rail Position: +5m Entire



Section	Overall	800m	600m	400m	200m
Section Times	1:04.02 [9] (0:14.50)	0:49.52 [2] (0:11.53)	0:37.99 [5] (0:12.06)	0:25.93 [6] (0:12.52)	0:13.41 [9] (0:13.41)
Average Speed [km/h]	50.4	63.6	60.7	58.1	53.7
Top Speed [km/h]	67.1	66.9	63.8	59.5	56.1
Avg. Dist. to Rail [m]	8.1	4.8	3.5	2.8	2.2
Avg. Stride Freq. [Hz]	2.4	2.4	2.3	2.2	2.1
Avg. Stride Length [m]	5.9	7.5	7.3	7.3	7.2



- [] Ranking at each section and finish
- .-.- No data available at this section
- NA No data available



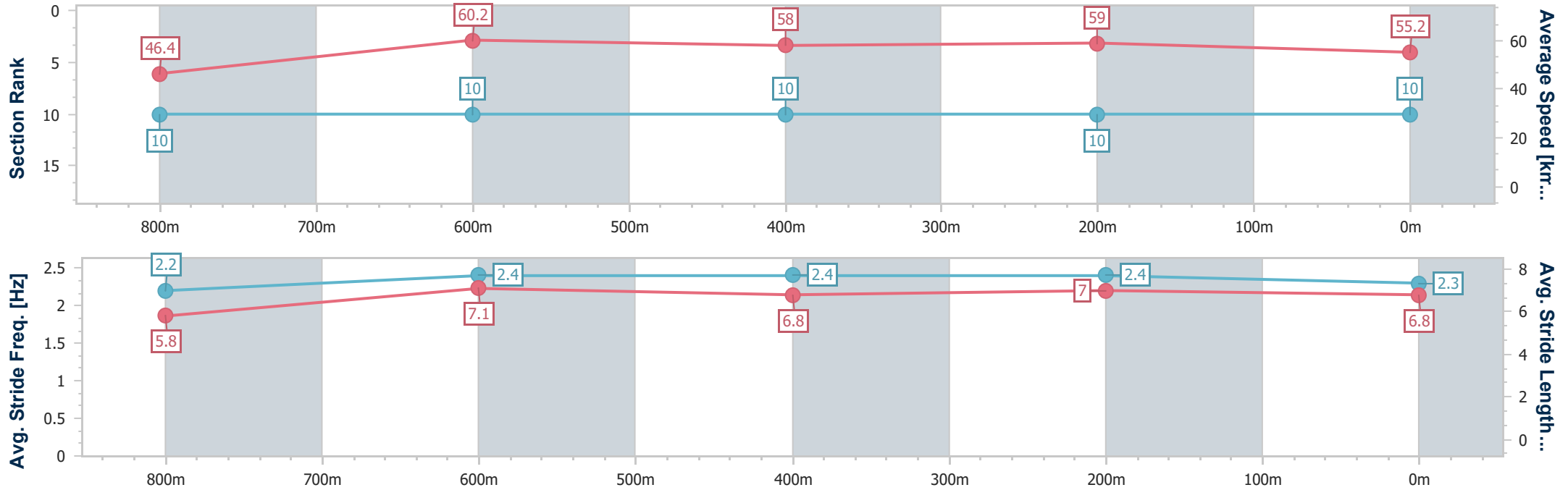
Horse/Jockey Name	Duchess Bree
Final Rank	10
Fastest Section Time (Section)	0:12.20 (800m)
Top Speed [km/h] (Section)	61.1 (800m)
Race State	Finished



Toowoomba QLD Professional
 Race 2: TAYLOR BUILDING GROUP Class 1 Handicap - 1000m
 06 July 2024 - 17:38
 Track Rating: Soft 5 , Weather: Fine, Rail Position: +5m Entire



Section	Overall	800m	600m	400m	200m
Section Times	1:05.71 [10] (0:15.67)	0:50.04 [10] (0:12.20)	0:37.84 [10] (0:12.61)	0:25.23 [10] (0:12.20)	0:13.03 [10] (0:13.03)
Average Speed [km/h]	46.4	60.2	58.0	59.0	55.2
Top Speed [km/h]	60.8	61.1	60.9	60.4	59.1
Avg. Dist. to Rail [m]	4.4	4.9	3.7	0.6	0.5
Avg. Stride Freq. [Hz]	2.2	2.4	2.4	2.4	2.3
Avg. Stride Length [m]	5.8	7.1	6.8	7.0	6.8



- [] Ranking at each section and finish
- .-.- No data available at this section
- NA No data available



Toowoomba QLD Professional
Race 3: HARVEY NORMAN COMMERCIAL TOOWOOMBA BENCHMARK
70 Handicap - 1200m
06 July 2024 - 18:10



Track Rating: Soft 5 , Weather: Fine, Rail Position: +5m Entire

Section		Overall	1000m	800m	600m	400m	200m	Last 600m					
Field Times		1:14.29 (0:14.25)	1:00.04 (0:11.48)	0:48.56 (0:11.80)	0:36.76 (0:12.12)	0:24.64 (0:12.19)	0:12.45 (0:12.45)	0:36.76					
Rank	TAB Horse/Jockey	Barrier	Top Speed [km/h]	Fastest Section								Margin	Distance Travelled [m]
1	4 ELLA TE AMA Olivia Webb	3	65.8	0:11.49	1:14.29 [1] (0:14.57)	0:59.72 [5] (0:11.49)	0:48.23 [4] (0:11.87)	0:36.36 [3] (0:12.43)	0:23.93 [3] (0:11.99)	0:11.94 [2] (0:11.94)	1:14.29	0:36.36	
2	7 BRAVE WARRIOR Amy Graham	10	66.0	0:11.48	1:14.35 [2] (0:14.25)	1:00.10 [1] (0:11.48)	0:48.62 [1] (0:11.80)	0:36.82 [1] (0:12.12)	0:24.70 [1] (0:12.19)	0:12.51 [1] (0:12.51)	0.3L	0:36.82	-2
3	5 SPOOKY SPIRIT Nozi Tomizawa	2	63.9	0:11.56	1:14.74 [3] (0:14.98)	0:59.76 [7] (0:11.56)	0:48.20 [7] (0:11.82)	0:36.38 [7] (0:12.31)	0:24.07 [7] (0:11.97)	0:12.10 [3] (0:12.10)	2.6L	0:36.38	+0
4	6 FESTIVAL PRINCE Les Tilley	1	63.7	0:11.62	1:14.86 [4] (0:15.19)	0:59.67 [9] (0:11.62)	0:48.05 [9] (0:11.79)	0:36.26 [9] (0:12.21)	0:24.05 [8] (0:12.04)	0:12.01 [6] (0:12.01)	3.1L	0:36.26	+0
5	9 SON OF SAMPSON Madeleine Wishart	6	64.4	0:11.65	1:15.42 [5] (0:14.45)	1:00.97 [3] (0:11.65)	0:49.32 [5] (0:12.02)	0:37.30 [5] (0:12.34)	0:24.96 [4] (0:12.26)	0:12.70 [5] (0:12.70)	6.4L	0:37.30	+1
6	10 I PROMISE YOU Justin Stanley	12	65.0	0:11.58	1:15.52 [6] (0:14.29)	1:01.23 [2] (0:11.58)	0:49.65 [2] (0:11.98)	0:37.67 [2] (0:12.37)	0:25.30 [2] (0:12.46)	0:12.84 [4] (0:12.84)	6.9L	0:37.67	+0
7	3 DOCTOR TEEKAY Georgina Cartwright	5	64.9	0:11.57	1:15.58 [7] (0:15.13)	1:00.45 [8] (0:11.57)	0:48.88 [8] (0:11.84)	0:37.04 [8] (0:12.33)	0:24.71 [9] (0:12.44)	0:12.27 [9] (0:12.27)	7.1L	0:37.04	+2
8	1 MILL ROSSA Landan Sykes	7	65.9	0:11.30	1:15.83 [8] (0:14.97)	1:00.86 [6] (0:11.30)	0:49.56 [6] (0:11.96)	0:37.60 [6] (0:12.38)	0:25.22 [6] (0:12.66)	0:12.56 [8] (0:12.56)	8.4L	0:37.60	+5
9	11 ORTHIE'S GIRLS Dan McGillivray	8	65.1	0:11.61	1:16.53 [9] (0:14.45)	1:02.08 [4] (0:11.61)	0:50.47 [3] (0:11.99)	0:38.48 [4] (0:12.41)	0:26.07 [5] (0:12.73)	0:13.34 [7] (0:13.34)	12.4L	0:38.48	+3

Scratched: Beebee Dazzler (#12), Micro (#2), Fighting Idol (#8)



Horse/Jockey Name	Ella Te Ama
Final Rank	1
Fastest Section Time (Section)	0:11.49 (1000m)
Top Speed [km/h] (Section)	65.8 (Overall)
Race State	Finished



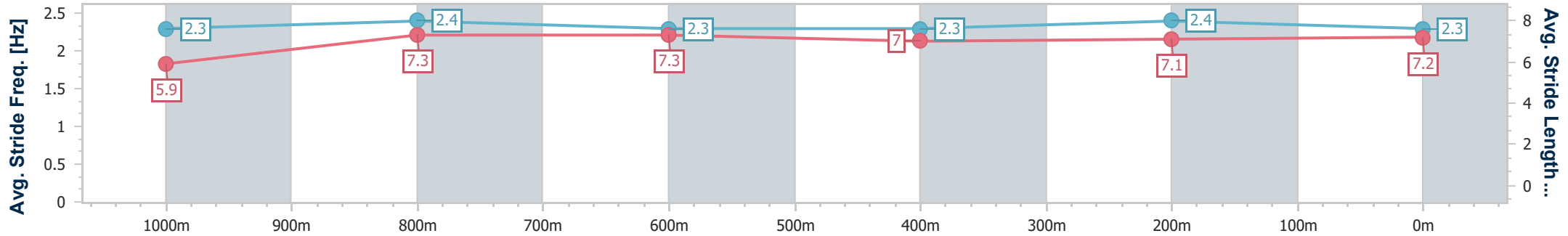
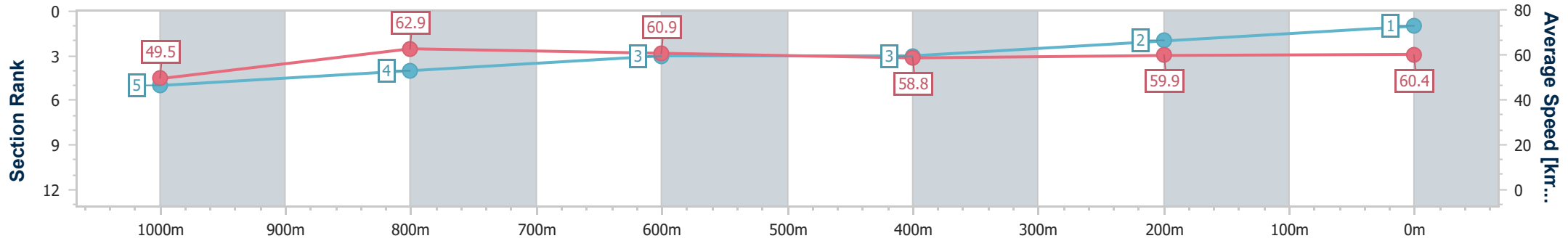
Toowoomba QLD Professional
 Race 3: HARVEY NORMAN COMMERCIAL TOWOOMBA
 BENCHMARK 70 Handicap - 1200m



06 July 2024 - 18:10

Track Rating: Soft 5 , Weather: Fine, Rail Position: +5m Entire

Section	Overall	1000m	800m	600m	400m	200m
Section Times	1:14.29 [1] (0:14.57)	0:59.72 [5] (0:11.49)	0:48.23 [4] (0:11.87)	0:36.36 [3] (0:12.43)	0:23.93 [3] (0:11.99)	0:11.94 [2] (0:11.94)
Average Speed [km/h]	49.5	62.9	60.9	58.8	59.9	60.4
Top Speed [km/h]	65.8	65.1	62.9	61.0	61.8	61.2
Avg. Dist. to Rail [m]	3.9	1.1	2.3	2.5	0.5	0.4
Avg. Stride Freq. [Hz]	2.3	2.4	2.3	2.3	2.4	2.3
Avg. Stride Length [m]	5.9	7.3	7.3	7.0	7.1	7.2



- [] Ranking at each section and finish
- .-.- No data available at this section
- NA No data available



Horse/Jockey Name	Brave Warrior
Final Rank	2
Fastest Section Time (Section)	0:11.48 (1000m)
Top Speed [km/h] (Section)	66.0 (Overall)
Race State	Finished



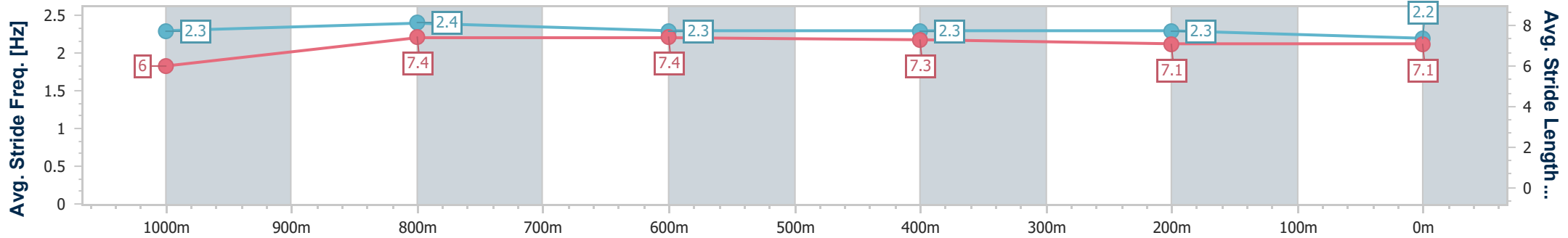
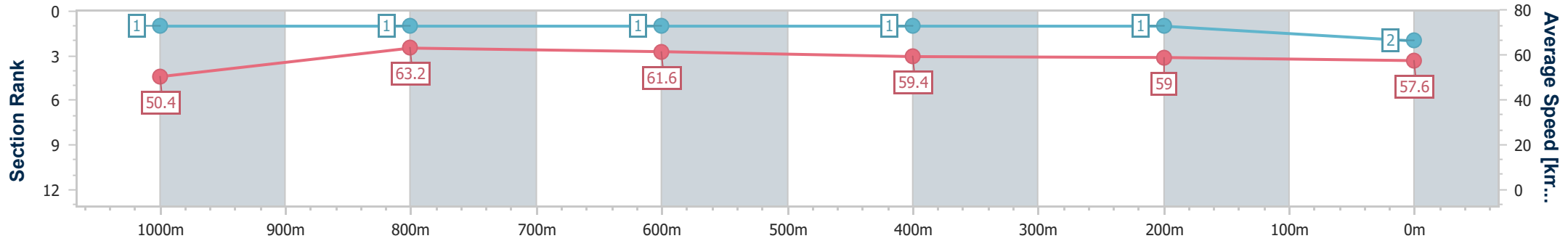
Toowoomba QLD Professional
 Race 3: HARVEY NORMAN COMMERCIAL TOWOOMBA
 BENCHMARK 70 Handicap - 1200m



06 July 2024 - 18:10

Track Rating: Soft 5 , Weather: Fine, Rail Position: +5m Entire

Section	Overall	1000m	800m	600m	400m	200m
Section Times	1:14.35 [2] (0:14.25)	1:00.10 [1] (0:11.48)	0:48.62 [1] (0:11.80)	0:36.82 [1] (0:12.12)	0:24.70 [1] (0:12.19)	0:12.51 [1] (0:12.51)
Average Speed [km/h]	50.4	63.2	61.6	59.4	59.0	57.6
Top Speed [km/h]	66.0	65.4	62.4	61.1	60.0	58.9
Avg. Dist. to Rail [m]	7.2	1.8	2.3	0.8	0.5	0.3
Avg. Stride Freq. [Hz]	2.3	2.4	2.3	2.3	2.3	2.2
Avg. Stride Length [m]	6.0	7.4	7.4	7.3	7.1	7.1



- [] Ranking at each section and finish
- .-.- No data available at this section
- NA No data available



Horse/Jockey Name	Spooky Spirit
Final Rank	3
Fastest Section Time (Section)	0:11.56 (1000m)
Top Speed [km/h] (Section)	63.9 (1000m)
Race State	Finished



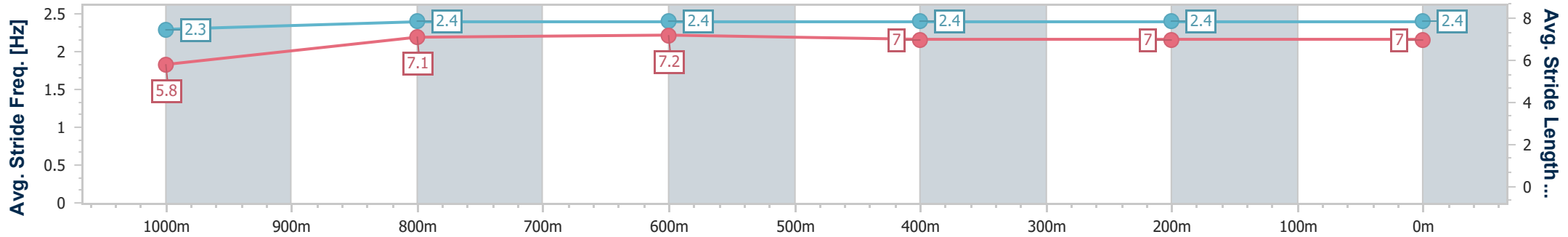
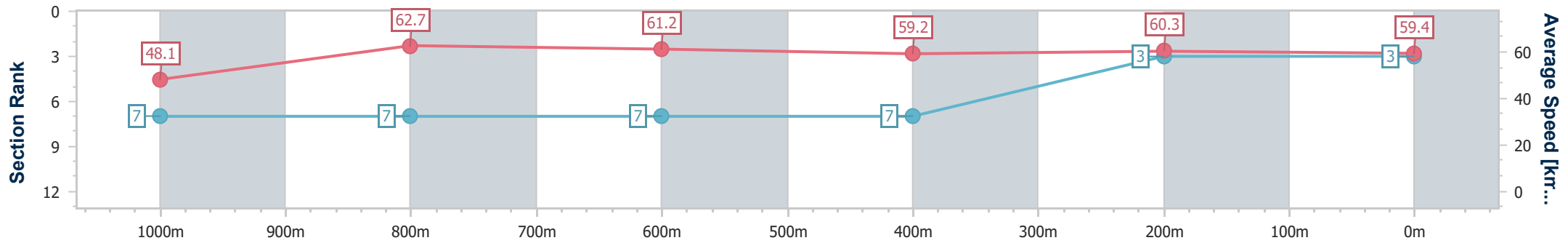
Toowoomba QLD Professional
 Race 3: HARVEY NORMAN COMMERCIAL TOWOOMBA
 BENCHMARK 70 Handicap - 1200m



06 July 2024 - 18:10

Track Rating: Soft 5 , Weather: Fine, Rail Position: +5m Entire

Section	Overall	1000m	800m	600m	400m	200m
Section Times	1:14.74 [3] (0:14.98)	0:59.76 [7] (0:11.56)	0:48.20 [7] (0:11.82)	0:36.38 [7] (0:12.31)	0:24.07 [7] (0:11.97)	0:12.10 [3] (0:12.10)
Average Speed [km/h]	48.1	62.7	61.2	59.2	60.3	59.4
Top Speed [km/h]	63.0	63.9	62.5	60.6	61.3	60.9
Avg. Dist. to Rail [m]	3.7	1.9	1.9	1.6	1.0	0.9
Avg. Stride Freq. [Hz]	2.3	2.4	2.4	2.4	2.4	2.4
Avg. Stride Length [m]	5.8	7.1	7.2	7.0	7.0	7.0



- [] Ranking at each section and finish
- .-.- No data available at this section
- NA No data available



Horse/Jockey Name	Festival Prince
Final Rank	4
Fastest Section Time (Section)	0:11.62 (1000m)
Top Speed [km/h] (Section)	63.7 (1000m)
Race State	Finished



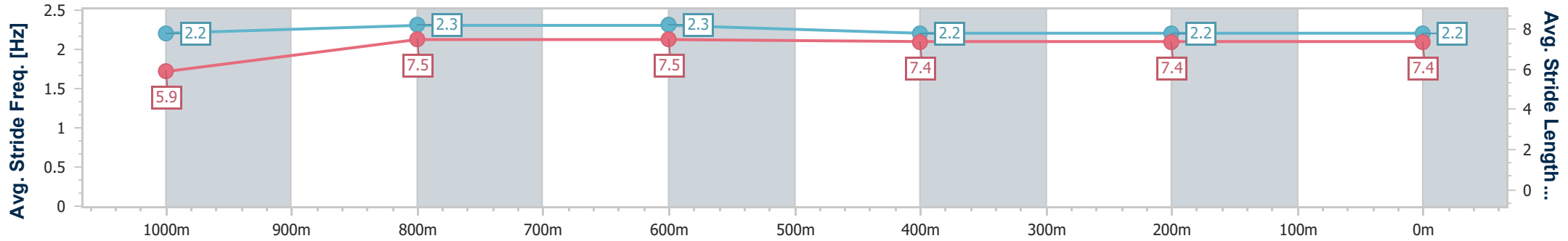
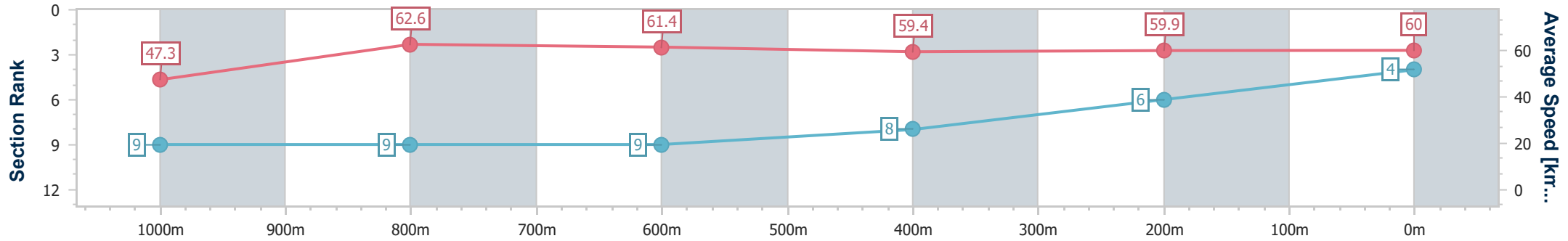
Toowoomba QLD Professional
 Race 3: HARVEY NORMAN COMMERCIAL TOOWOOMBA
 BENCHMARK 70 Handicap - 1200m



06 July 2024 - 18:10

Track Rating: Soft 5 , Weather: Fine, Rail Position: +5m Entire

Section	Overall	1000m	800m	600m	400m	200m
Section Times	1:14.86 [4] (0:15.19)	0:59.67 [9] (0:11.62)	0:48.05 [9] (0:11.79)	0:36.26 [9] (0:12.21)	0:24.05 [8] (0:12.04)	0:12.01 [6] (0:12.01)
Average Speed [km/h]	47.3	62.6	61.4	59.4	59.9	60.0
Top Speed [km/h]	61.8	63.7	63.6	61.1	60.6	60.7
Avg. Dist. to Rail [m]	3.0	2.2	1.7	1.5	0.6	0.8
Avg. Stride Freq. [Hz]	2.2	2.3	2.3	2.2	2.2	2.2
Avg. Stride Length [m]	5.9	7.5	7.5	7.4	7.4	7.4



- [] Ranking at each section and finish
- .-.- No data available at this section
- NA No data available



Horse/Jockey Name	Son Of Sampson
Final Rank	5
Fastest Section Time (Section)	0:11.65 (1000m)
Top Speed [km/h] (Section)	64.4 (Overall)
Race State	Finished



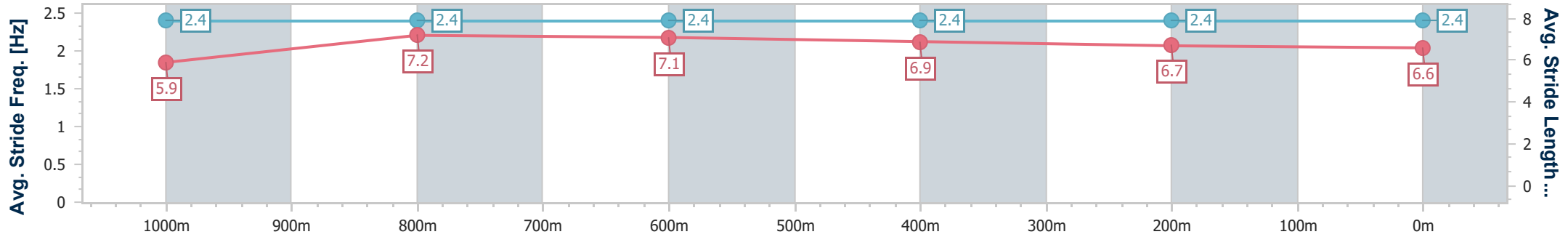
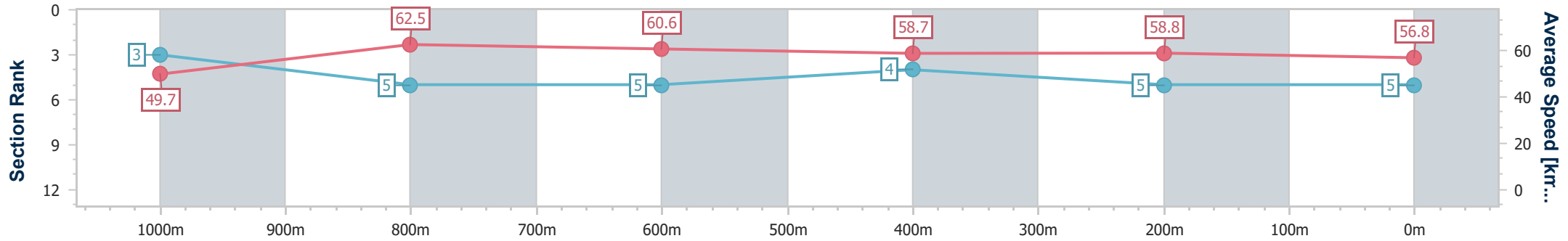
Toowoomba QLD Professional
 Race 3: HARVEY NORMAN COMMERCIAL TOWOOMBA
 BENCHMARK 70 Handicap - 1200m



06 July 2024 - 18:10

Track Rating: Soft 5 , Weather: Fine, Rail Position: +5m Entire

Section	Overall	1000m	800m	600m	400m	200m
Section Times	1:15.42 [5] (0:14.45)	1:00.97 [3] (0:11.65)	0:49.32 [5] (0:12.02)	0:37.30 [5] (0:12.34)	0:24.96 [4] (0:12.26)	0:12.70 [5] (0:12.70)
Average Speed [km/h]	49.7	62.5	60.6	58.7	58.8	56.8
Top Speed [km/h]	64.4	63.7	61.3	60.6	59.7	57.9
Avg. Dist. to Rail [m]	7.2	3.6	2.7	1.5	1.2	2.5
Avg. Stride Freq. [Hz]	2.4	2.4	2.4	2.4	2.4	2.4
Avg. Stride Length [m]	5.9	7.2	7.1	6.9	6.7	6.6



- [] Ranking at each section and finish
- .-.- No data available at this section
- NA No data available



Horse/Jockey Name	I Promise You
Final Rank	6
Fastest Section Time (Section)	0:11.58 (1000m)
Top Speed [km/h] (Section)	65.0 (Overall)
Race State	Finished



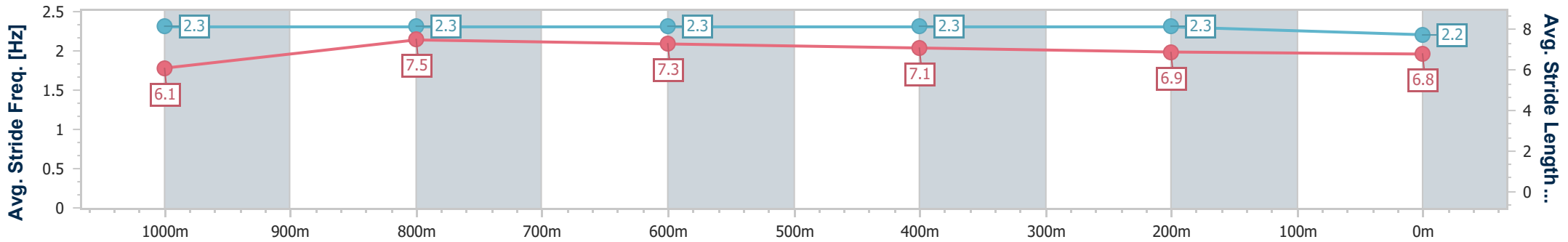
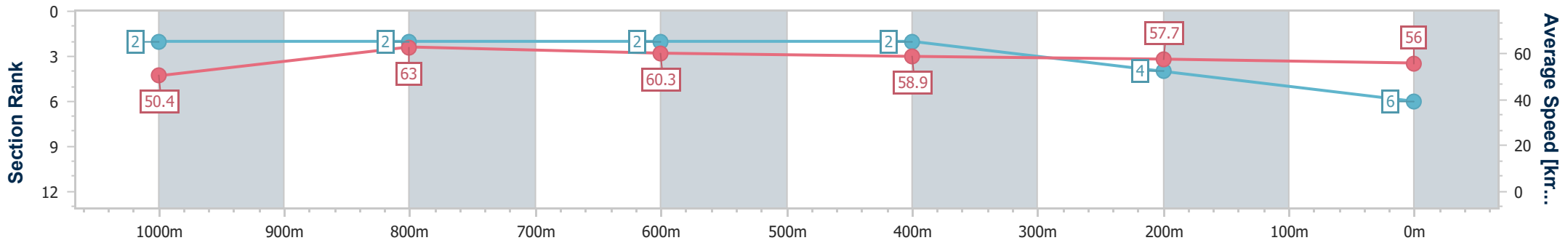
Toowoomba QLD Professional
 Race 3: HARVEY NORMAN COMMERCIAL TOWOOMBA
 BENCHMARK 70 Handicap - 1200m



06 July 2024 - 18:10

Track Rating: Soft 5 , Weather: Fine, Rail Position: +5m Entire

Section	Overall	1000m	800m	600m	400m	200m
Section Times	1:15.52 [6] (0:14.29)	1:01.23 [2] (0:11.58)	0:49.65 [2] (0:11.98)	0:37.67 [2] (0:12.37)	0:25.30 [2] (0:12.46)	0:12.84 [4] (0:12.84)
Average Speed [km/h]	50.4	63.0	60.3	58.9	57.7	56.0
Top Speed [km/h]	65.0	64.6	61.4	60.4	58.9	58.5
Avg. Dist. to Rail [m]	7.4	2.8	2.0	1.8	0.3	0.5
Avg. Stride Freq. [Hz]	2.3	2.3	2.3	2.3	2.3	2.2
Avg. Stride Length [m]	6.1	7.5	7.3	7.1	6.9	6.8



- [] Ranking at each section and finish
- .-.- No data available at this section
- NA No data available



Horse/Jockey Name	Doctor Teekay
Final Rank	7
Fastest Section Time (Section)	0:11.57 (1000m)
Top Speed [km/h] (Section)	64.9 (1000m)
Race State	Finished



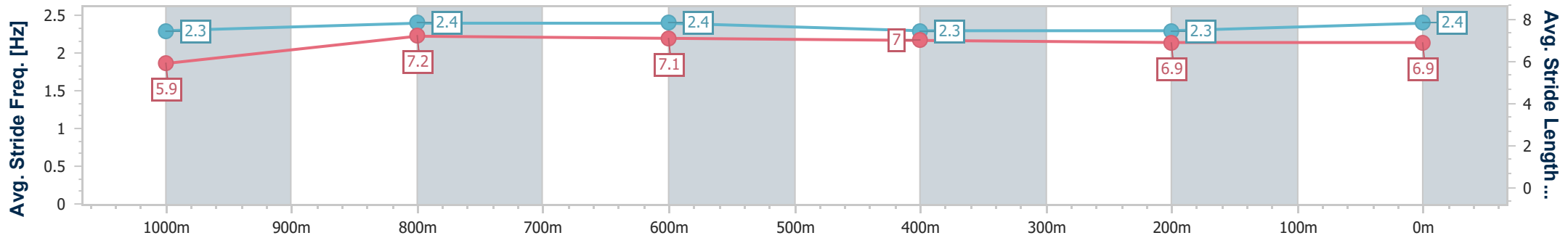
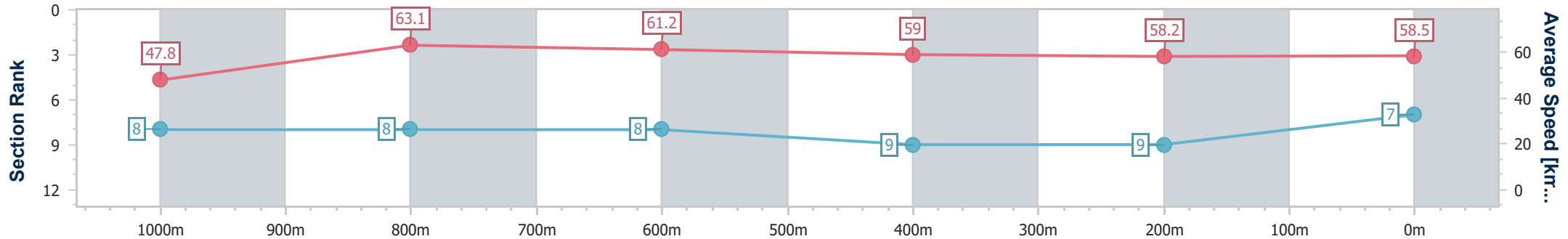
Toowoomba QLD Professional
 Race 3: HARVEY NORMAN COMMERCIAL TOOWOOMBA
 BENCHMARK 70 Handicap - 1200m



06 July 2024 - 18:10

Track Rating: Soft 5 , Weather: Fine, Rail Position: +5m Entire

Section	Overall	1000m	800m	600m	400m	200m
Section Times	1:15.58 [7] (0:15.13)	1:00.45 [8] (0:11.57)	0:48.88 [8] (0:11.84)	0:37.04 [8] (0:12.33)	0:24.71 [9] (0:12.44)	0:12.27 [9] (0:12.27)
Average Speed [km/h]	47.8	63.1	61.2	59.0	58.2	58.5
Top Speed [km/h]	63.7	64.9	62.6	60.9	58.7	59.9
Avg. Dist. to Rail [m]	7.0	4.1	2.3	1.8	1.5	2.2
Avg. Stride Freq. [Hz]	2.3	2.4	2.4	2.3	2.3	2.4
Avg. Stride Length [m]	5.9	7.2	7.1	7.0	6.9	6.9



- [] Ranking at each section and finish
- .-.- No data available at this section
- NA No data available



Horse/Jockey Name	Mill Rossa
Final Rank	8
Fastest Section Time (Section)	0:11.30 (1000m)
Top Speed [km/h] (Section)	65.9 (1000m)
Race State	Finished



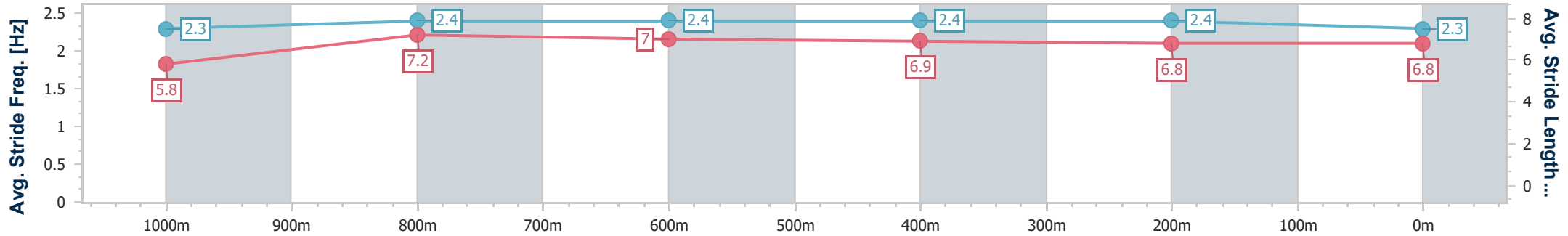
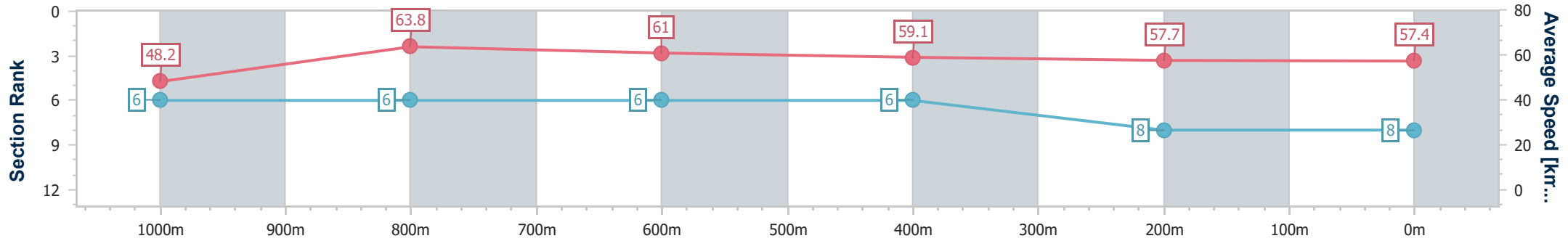
Toowoomba QLD Professional
 Race 3: HARVEY NORMAN COMMERCIAL TOWOOMBA
 BENCHMARK 70 Handicap - 1200m



06 July 2024 - 18:10

Track Rating: Soft 5 , Weather: Fine, Rail Position: +5m Entire

Section	Overall	1000m	800m	600m	400m	200m
Section Times	1:15.83 [8] (0:14.97)	1:00.86 [6] (0:11.30)	0:49.56 [6] (0:11.96)	0:37.60 [6] (0:12.38)	0:25.22 [6] (0:12.66)	0:12.56 [8] (0:12.56)
Average Speed [km/h]	48.2	63.8	61.0	59.1	57.7	57.4
Top Speed [km/h]	63.3	65.9	62.1	60.4	58.8	59.4
Avg. Dist. to Rail [m]	4.7	0.9	3.5	3.1	4.8	7.2
Avg. Stride Freq. [Hz]	2.3	2.4	2.4	2.4	2.4	2.3
Avg. Stride Length [m]	5.8	7.2	7.0	6.9	6.8	6.8



- [] Ranking at each section and finish
- .-.- No data available at this section
- NA No data available



Horse/Jockey Name	Orthie's Girls
Final Rank	9
Fastest Section Time (Section)	0:11.61 (1000m)
Top Speed [km/h] (Section)	65.1 (Overall)
Race State	Finished



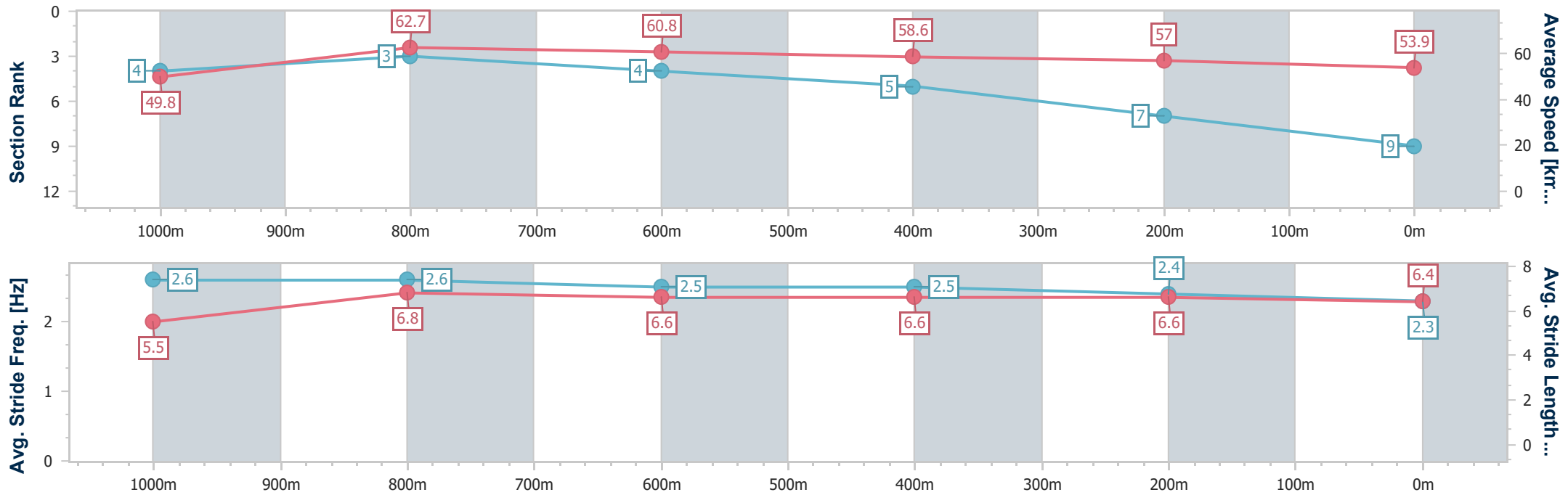
Toowoomba QLD Professional
 Race 3: HARVEY NORMAN COMMERCIAL TOOWOOMBA
 BENCHMARK 70 Handicap - 1200m



06 July 2024 - 18:10

Track Rating: Soft 5 , Weather: Fine, Rail Position: +5m Entire

Section	Overall	1000m	800m	600m	400m	200m
Section Times	1:16.53 [9] (0:14.45)	1:02.08 [4] (0:11.61)	0:50.47 [3] (0:11.99)	0:38.48 [4] (0:12.41)	0:26.07 [5] (0:12.73)	0:13.34 [7] (0:13.34)
Average Speed [km/h]	49.8	62.7	60.8	58.6	57.0	53.9
Top Speed [km/h]	65.1	64.0	62.4	60.9	57.8	55.5
Avg. Dist. to Rail [m]	6.7	3.5	3.2	2.5	1.9	1.0
Avg. Stride Freq. [Hz]	2.6	2.6	2.5	2.5	2.4	2.3
Avg. Stride Length [m]	5.5	6.8	6.6	6.6	6.6	6.4



- [] Ranking at each section and finish
- .-.- No data available at this section
- NA No data available



Toowoomba QLD Professional
Race 4: WHOLESALE HORSEWEAR HOUSE BENCHMARK 60 Handicap - 1200m
06 July 2024 - 18:40



Track Rating: Soft 5 , Weather: Fine, Rail Position: +5m Entire

Section												Last 600m		
Field Times		Overall	1000m	800m	600m	400m	200m						0:00.00	
		1:14.89 (0:14.45)	1:00.44 (0:11.93)	0:48.51 (0:12.09)	0:36.42 (0:12.20)	0:24.22 (0:12.06)	0:12.16 (0:12.16)							
Rank	TAB	Horse/Jockey	Barrier	Top Speed [km/h]	Fastest Section							Margin	Distance Travelled [m]	
1	3	BEEBEE DAZZLER Kenji Yoshida	9	62.7 1000m	0:11.74 200m	1:14.89 [1] (0:15.03)	0:59.86 [6] (0:12.05)	0:47.81 [6] (0:12.02)	0:35.79 [6] (0:12.11)	0:23.68 [6] (0:11.94)	0:11.74 [2] (0:11.74)	1:14.89	0:35.79	
2	13	MONTANA LADY Nozi Tomizawa	1	64.4 Overall	0:11.93 1000m	1:15.01 [2] (0:14.45)	1:00.56 [1] (0:11.93)	0:48.63 [1] (0:12.09)	0:36.54 [1] (0:12.20)	0:24.34 [1] (0:12.06)	0:12.28 [1] (0:12.28)	0.5L	0:36.54	-7
3	2	TOBA Nathan Fazackerley	3	63.3 1000m	0:11.85 1000m	1:15.65 [3] (0:14.76)	1:00.89 [5] (0:11.85)	0:49.04 [4] (0:12.12)	0:36.92 [4] (0:12.31)	0:24.61 [3] (0:12.19)	0:12.42 [3] (0:12.42)	4.3L	0:36.92	-2
4	7	LARA'S LAULET Dan McGillivray	11	62.2 Overall	0:11.99 1000m	1:15.74 [4] (0:15.30)	1:00.44 [8] (0:11.99)	0:48.45 [8] (0:12.03)	0:36.42 [8] (0:12.20)	0:24.22 [8] (0:12.07)	0:12.15 [6] (0:12.15)	4.8L	0:36.42	+0
5	9	RADIANT QUEEN Alisha Donald	6	62.7 1000m	0:11.76 1000m	1:15.93 [5] (0:15.55)	1:00.38 [9] (0:11.76)	0:48.62 [9] (0:12.13)	0:36.49 [9] (0:12.22)	0:24.27 [9] (0:12.13)	0:12.14 [9] (0:12.14)	5.8L	0:36.49	-1
6	5	SPIRIT'S CHARM Les Tilley	8	62.3 Overall	0:12.00 1000m	1:15.93 [6] (0:14.71)	1:01.22 [4] (0:12.00)	0:49.22 [5] (0:12.14)	0:37.08 [5] (0:12.35)	0:24.73 [5] (0:12.26)	0:12.47 [5] (0:12.47)	5.9L	0:37.08	-1
7	4	NERANO Olivia Webb	13	62.9 Overall	0:11.85 1000m	1:16.03 [7] (0:14.55)	1:01.48 [2] (0:11.85)	0:49.63 [2] (0:12.10)	0:37.53 [2] (0:12.40)	0:25.13 [2] (0:12.40)	0:12.73 [4] (0:12.73)	6.4L	0:37.53	-3
8	6	FRIEND IN NEED Amy Graham	4	63.4 Overall	0:11.84 1000m	1:16.04 [8] (0:15.27)	1:00.77 [7] (0:11.84)	0:48.93 [7] (0:12.03)	0:36.90 [7] (0:12.28)	0:24.62 [7] (0:12.26)	0:12.36 [7] (0:12.36)	6.5L	0:36.90	-5
9	10	RUBAAHY Stacey Callow	12	63.4 1000m	0:11.84 1000m	1:16.16 [9] (0:15.63)	1:00.53 [10] (0:11.84)	0:48.69 [10] (0:12.17)	0:36.52 [10] (0:12.33)	0:24.19 [10] (0:12.15)	0:12.04 [10] (0:12.04)	7L	0:36.52	-5
10	12	CHERRY SODA Justin Stanley	14	63.1 Overall	0:11.91 1000m	1:16.81 [10] (0:14.59)	1:02.22 [3] (0:11.91)	0:50.31 [3] (0:12.19)	0:38.12 [3] (0:12.44)	0:25.68 [4] (0:12.56)	0:13.12 [8] (0:13.12)	10.8L	0:38.12	+0

Scratched: Templemore (#1), Mortar (#8), Applecross (#17), Avoid The Misstres (#18), Sheer Reward (#16), La Vittoria (#15), Doona (#14)



Toowoomba QLD Professional
Race 4: WHOLESALE HORSEWEAR HOUSE BENCHMARK 60 Handicap - 1200m
06 July 2024 - 18:40



Track Rating: Soft 5 , Weather: Fine, Rail Position: +5m Entire

Section	Overall	1000m	800m	600m	400m	200m	Last 600m
Field Times	1:14.89 (0:14.45)	1:00.44 (0:11.93)	0:48.51 (0:12.09)	0:36.42 (0:12.20)	0:24.22 (0:12.06)	0:12.16 (0:12.16)	0:00.00

Rank	TAB	Horse/Jockey	Barrier	Top Speed [km/h]	Fastest Section	Margin	Distance Travelled [m]
11	11	BELACON Jake Molloy	17	Data was not able to be tracked for this horse	-:--:--	27.6L	-:--:--

Scratched: Templemore (#1), Mortar (#8), Applecross (#17), Avoid The Misstres (#18), Sheer Reward (#16), La Vittoria (#15), Doona (#14)



Horse/Jockey Name	Beebee Dazzler
Final Rank	1
Fastest Section Time (Section)	0:11.74 (200m)
Top Speed [km/h] (Section)	62.7 (1000m)
Race State	Finished

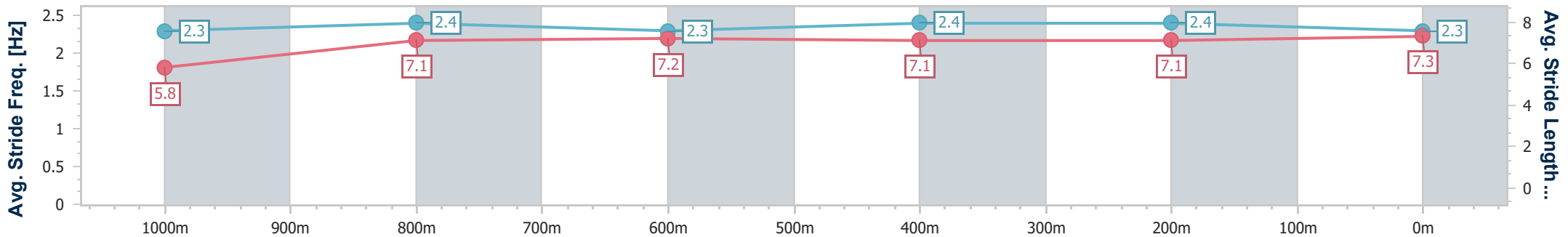
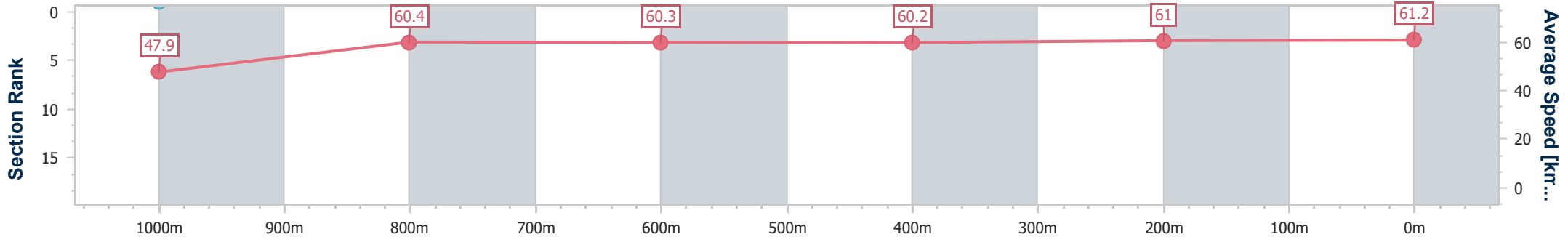


Toowoomba QLD Professional
 Race 4: WHOLESALE HORSEWEAR HOUSE BENCHMARK 60
 Handicap - 1200m
 06 July 2024 - 18:40



Track Rating: Soft 5 , Weather: Fine, Rail Position: +5m Entire

Section	Overall	1000m	800m	600m	400m	200m
Section Times	1:14.89 [1] (0:15.03)	0:59.86 [6] (0:12.05)	0:47.81 [6] (0:12.02)	0:35.79 [6] (0:12.11)	0:23.68 [6] (0:11.94)	0:11.74 [2] (0:11.74)
Average Speed [km/h]	47.9	60.4	60.3	60.2	61.0	61.2
Top Speed [km/h]	61.8	62.7	61.9	62.0	61.8	62.2
Avg. Dist. to Rail [m]	7.0	3.0	2.1	2.6	3.0	0.6
Avg. Stride Freq. [Hz]	2.3	2.4	2.3	2.4	2.4	2.3
Avg. Stride Length [m]	5.8	7.1	7.2	7.1	7.1	7.3



- [] Ranking at each section and finish
- .-.- No data available at this section
- NA No data available



Horse/Jockey Name	Montana Lady
Final Rank	2
Fastest Section Time (Section)	0:11.93 (1000m)
Top Speed [km/h] (Section)	64.4 (Overall)
Race State	Finished

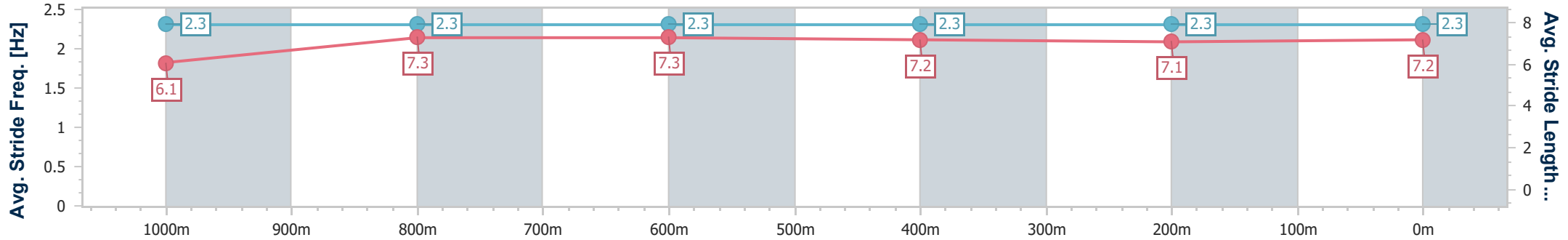
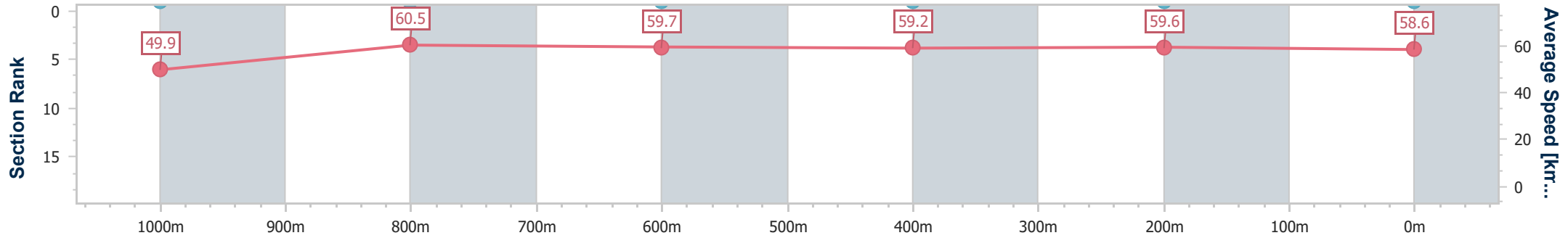


Toowoomba QLD Professional
 Race 4: WHOLESALE HORSEWEAR HOUSE BENCHMARK 60
 Handicap - 1200m
 06 July 2024 - 18:40



Track Rating: Soft 5 , Weather: Fine, Rail Position: +5m Entire

Section	Overall	1000m	800m	600m	400m	200m
Section Times	1:15.01 [2] (0:14.45)	1:00.56 [1] (0:11.93)	0:48.63 [1] (0:12.09)	0:36.54 [1] (0:12.20)	0:24.34 [1] (0:12.06)	0:12.28 [1] (0:12.28)
Average Speed [km/h]	49.9	60.5	59.7	59.2	59.6	58.6
Top Speed [km/h]	64.4	62.8	61.0	60.2	60.9	59.7
Avg. Dist. to Rail [m]	3.6	1.2	1.2	0.5	0.3	0.3
Avg. Stride Freq. [Hz]	2.3	2.3	2.3	2.3	2.3	2.3
Avg. Stride Length [m]	6.1	7.3	7.3	7.2	7.1	7.2



- [] Ranking at each section and finish
- .-.- No data available at this section
- NA No data available



Horse/Jockey Name	Toba
Final Rank	3
Fastest Section Time (Section)	0:11.85 (1000m)
Top Speed [km/h] (Section)	63.3 (1000m)
Race State	Finished

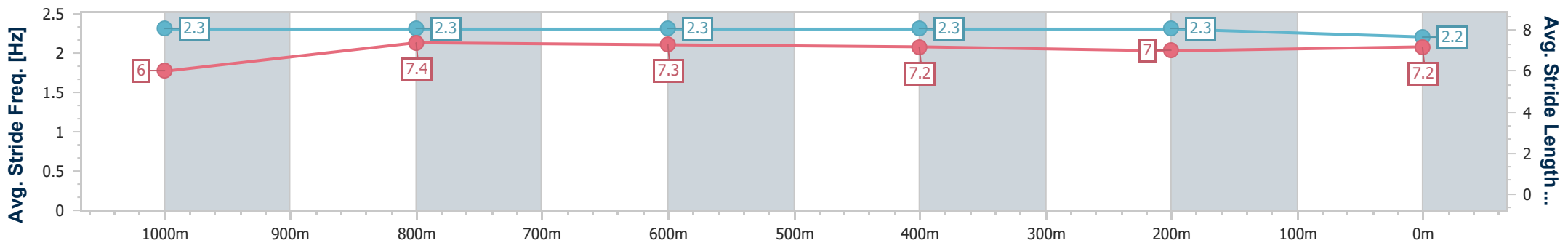
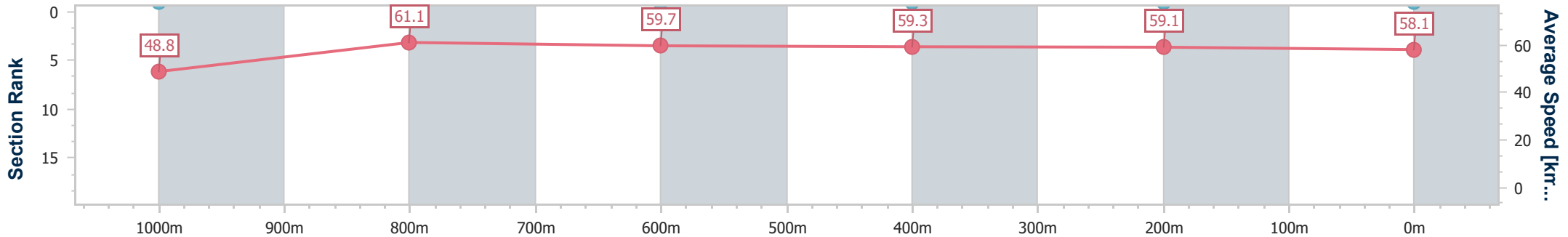


Toowoomba QLD Professional
 Race 4: WHOLESALE HORSEWEAR HOUSE BENCHMARK 60
 Handicap - 1200m
 06 July 2024 - 18:40



Track Rating: Soft 5 , Weather: Fine, Rail Position: +5m Entire

Section	Overall	1000m	800m	600m	400m	200m
Section Times	1:15.65 [3] (0:14.76)	1:00.89 [5] (0:11.85)	0:49.04 [4] (0:12.12)	0:36.92 [4] (0:12.31)	0:24.61 [3] (0:12.19)	0:12.42 [3] (0:12.42)
Average Speed [km/h]	48.8	61.1	59.7	59.3	59.1	58.1
Top Speed [km/h]	63.2	63.3	60.6	60.4	61.2	60.5
Avg. Dist. to Rail [m]	3.8	0.7	2.5	2.0	0.7	0.5
Avg. Stride Freq. [Hz]	2.3	2.3	2.3	2.3	2.3	2.2
Avg. Stride Length [m]	6.0	7.4	7.3	7.2	7.0	7.2



- [] Ranking at each section and finish
- .-.- No data available at this section
- NA No data available



Horse/Jockey Name	Lara's Laulet
Final Rank	4
Fastest Section Time (Section)	0:11.99 (1000m)
Top Speed [km/h] (Section)	62.2 (Overall)
Race State	Finished

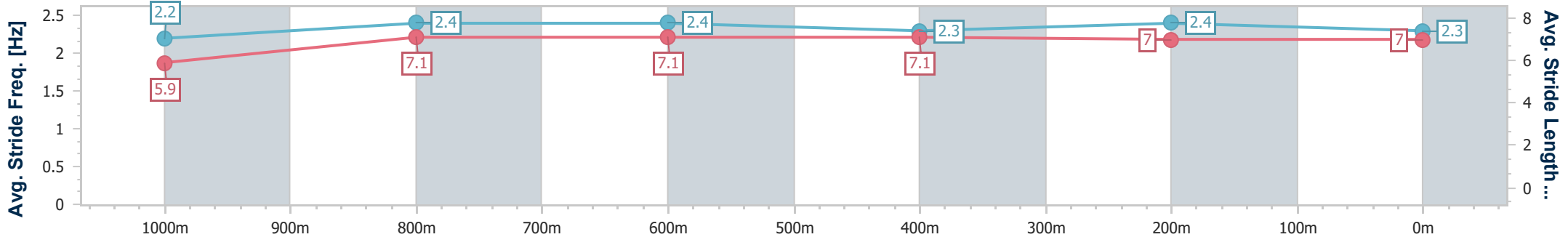
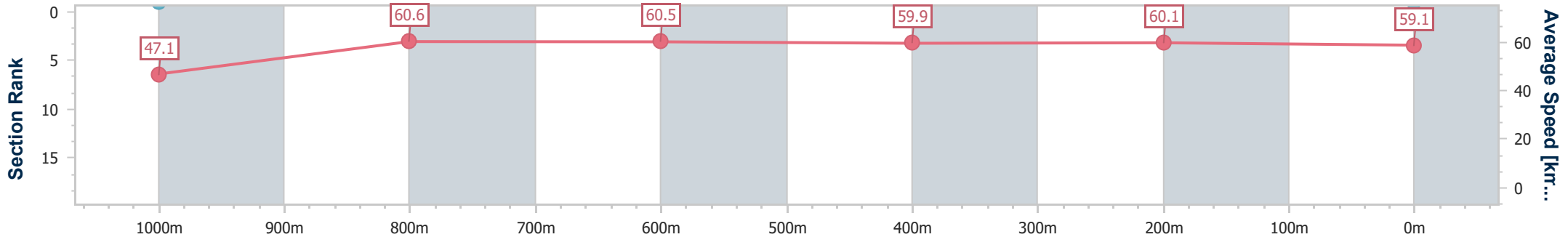


Toowoomba QLD Professional
 Race 4: WHOLESALE HORSEWEAR HOUSE BENCHMARK 60
 Handicap - 1200m
 06 July 2024 - 18:40



Track Rating: Soft 5 , Weather: Fine, Rail Position: +5m Entire

Section	Overall	1000m	800m	600m	400m	200m
Section Times	1:15.74 [4] (0:15.30)	1:00.44 [8] (0:11.99)	0:48.45 [8] (0:12.03)	0:36.42 [8] (0:12.20)	0:24.22 [8] (0:12.07)	0:12.15 [6] (0:12.15)
Average Speed [km/h]	47.1	60.6	60.5	59.9	60.1	59.1
Top Speed [km/h]	62.2	61.7	61.3	61.4	61.8	61.7
Avg. Dist. to Rail [m]	6.8	3.2	3.3	3.3	1.9	3.1
Avg. Stride Freq. [Hz]	2.2	2.4	2.4	2.3	2.4	2.3
Avg. Stride Length [m]	5.9	7.1	7.1	7.1	7.0	7.0



- [] Ranking at each section and finish
- .-.- No data available at this section
- NA No data available



Horse/Jockey Name	Radiant Queen
Final Rank	5
Fastest Section Time (Section)	0:11.76 (1000m)
Top Speed [km/h] (Section)	62.7 (1000m)
Race State	Finished

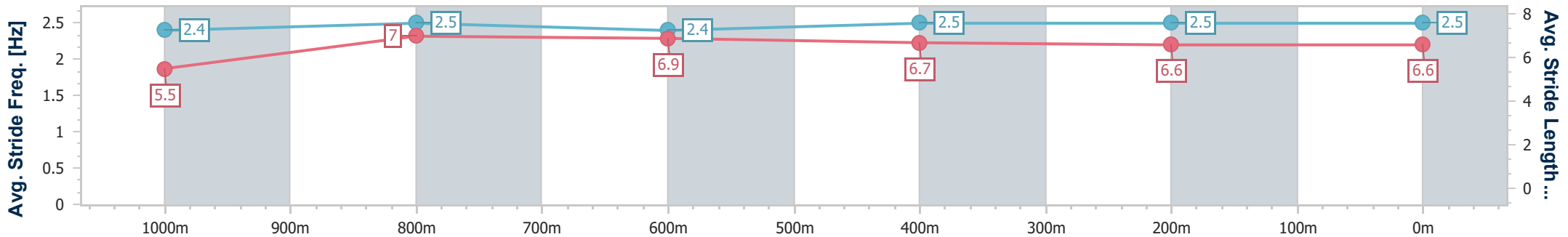
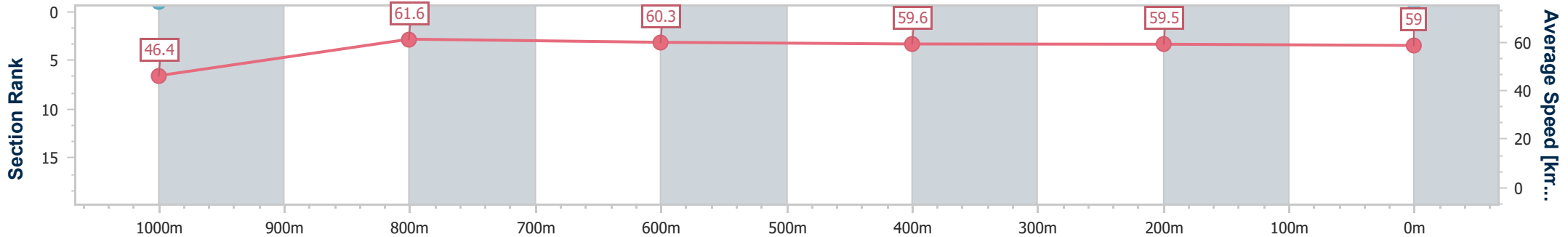


Toowoomba QLD Professional
 Race 4: WHOLESALE HORSEWEAR HOUSE BENCHMARK 60
 Handicap - 1200m
 06 July 2024 - 18:40



Track Rating: Soft 5 , Weather: Fine, Rail Position: +5m Entire

Section	Overall	1000m	800m	600m	400m	200m
Section Times	1:15.93 [5] (0:15.55)	1:00.38 [9] (0:11.76)	0:48.62 [9] (0:12.13)	0:36.49 [9] (0:12.22)	0:24.27 [9] (0:12.13)	0:12.14 [9] (0:12.14)
Average Speed [km/h]	46.4	61.6	60.3	59.6	59.5	59.0
Top Speed [km/h]	62.2	62.7	61.8	60.2	60.9	60.2
Avg. Dist. to Rail [m]	5.1	2.1	5.0	2.2	0.5	1.8
Avg. Stride Freq. [Hz]	2.4	2.5	2.4	2.5	2.5	2.5
Avg. Stride Length [m]	5.5	7.0	6.9	6.7	6.6	6.6



- [] Ranking at each section and finish
- .-.- No data available at this section
- NA No data available



Horse/Jockey Name	Spirit's Charm
Final Rank	6
Fastest Section Time (Section)	0:12.00 (1000m)
Top Speed [km/h] (Section)	62.3 (Overall)
Race State	Finished

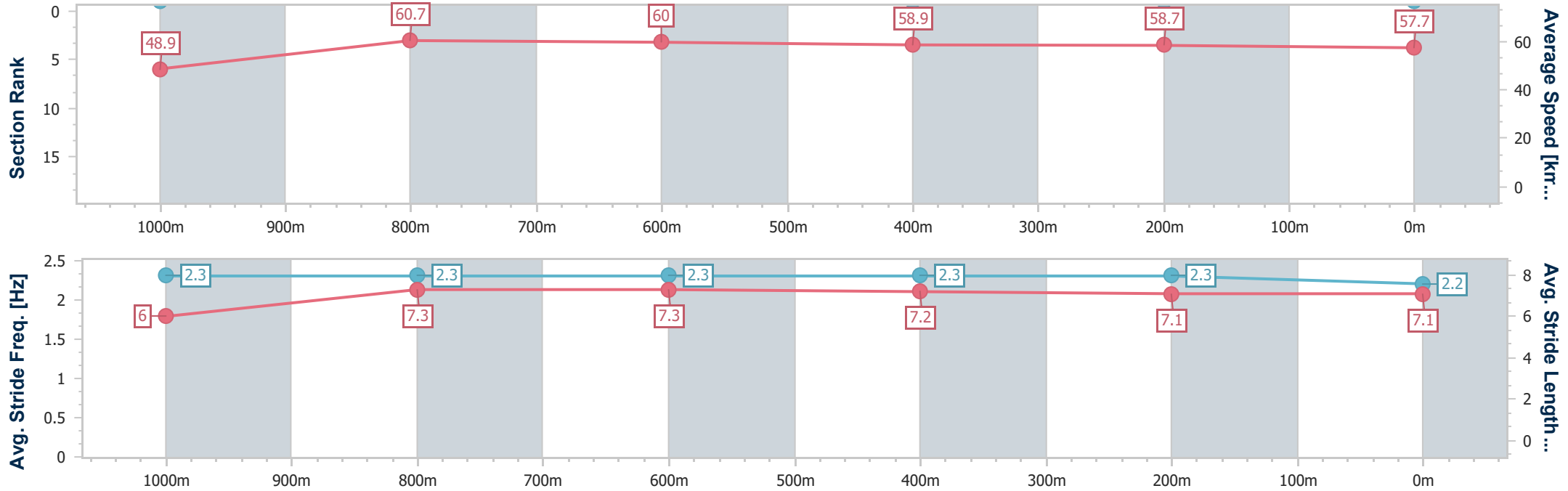


Toowoomba QLD Professional
 Race 4: WHOLESALE HORSEWEAR HOUSE BENCHMARK 60
 Handicap - 1200m
 06 July 2024 - 18:40



Track Rating: Soft 5 , Weather: Fine, Rail Position: +5m Entire

Section	Overall	1000m	800m	600m	400m	200m
Section Times	1:15.93 [6] (0:14.71)	1:01.22 [4] (0:12.00)	0:49.22 [5] (0:12.14)	0:37.08 [5] (0:12.35)	0:24.73 [5] (0:12.26)	0:12.47 [5] (0:12.47)
Average Speed [km/h]	48.9	60.7	60.0	58.9	58.7	57.7
Top Speed [km/h]	62.3	62.2	60.9	60.1	59.8	59.3
Avg. Dist. to Rail [m]	5.4	2.7	3.1	2.0	0.4	0.7
Avg. Stride Freq. [Hz]	2.3	2.3	2.3	2.3	2.3	2.2
Avg. Stride Length [m]	6.0	7.3	7.3	7.2	7.1	7.1



- [] Ranking at each section and finish
- .-.- No data available at this section
- NA No data available



Horse/Jockey Name	Nerano
Final Rank	7
Fastest Section Time (Section)	0:11.85 (1000m)
Top Speed [km/h] (Section)	62.9 (Overall)
Race State	Finished

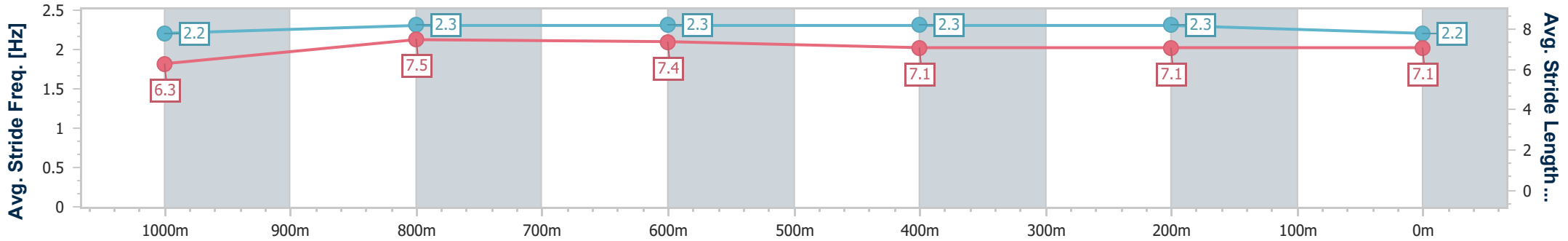
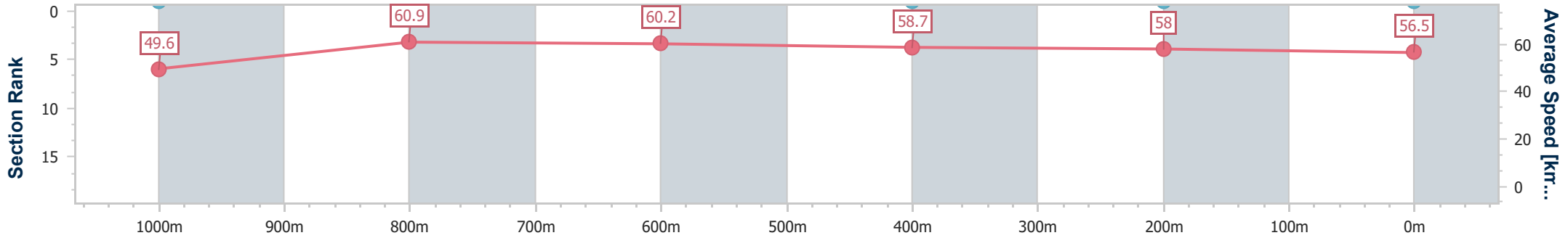


Toowoomba QLD Professional
 Race 4: WHOLESALE HORSEWEAR HOUSE BENCHMARK 60
 Handicap - 1200m
 06 July 2024 - 18:40



Track Rating: Soft 5 , Weather: Fine, Rail Position: +5m Entire

Section	Overall	1000m	800m	600m	400m	200m
Section Times	1:16.03 [7] (0:14.55)	1:01.48 [2] (0:11.85)	0:49.63 [2] (0:12.10)	0:37.53 [2] (0:12.40)	0:25.13 [2] (0:12.40)	0:12.73 [4] (0:12.73)
Average Speed [km/h]	49.6	60.9	60.2	58.7	58.0	56.5
Top Speed [km/h]	62.9	62.4	61.0	59.8	59.5	58.2
Avg. Dist. to Rail [m]	7.0	1.4	2.7	2.1	0.5	1.3
Avg. Stride Freq. [Hz]	2.2	2.3	2.3	2.3	2.3	2.2
Avg. Stride Length [m]	6.3	7.5	7.4	7.1	7.1	7.1



- [] Ranking at each section and finish
- .-.- No data available at this section
- NA No data available



Horse/Jockey Name	Friend In Need
Final Rank	8
Fastest Section Time (Section)	0:11.84 (1000m)
Top Speed [km/h] (Section)	63.4 (Overall)
Race State	Finished

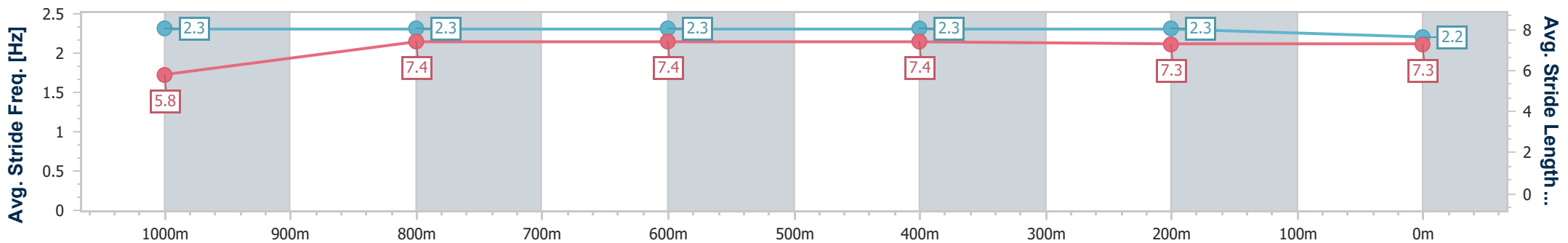
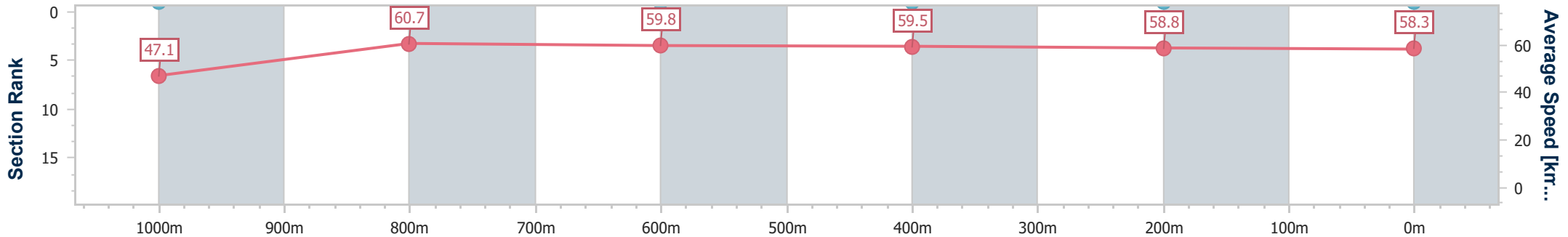


Toowoomba QLD Professional
 Race 4: WHOLESALE HORSEWEAR HOUSE BENCHMARK 60
 Handicap - 1200m
 06 July 2024 - 18:40



Track Rating: Soft 5 , Weather: Fine, Rail Position: +5m Entire

Section	Overall	1000m	800m	600m	400m	200m
Section Times	1:16.04 [8] (0:15.27)	1:00.77 [7] (0:11.84)	0:48.93 [7] (0:12.03)	0:36.90 [7] (0:12.28)	0:24.62 [7] (0:12.26)	0:12.36 [7] (0:12.36)
Average Speed [km/h]	47.1	60.7	59.8	59.5	58.8	58.3
Top Speed [km/h]	63.4	63.3	61.1	61.1	59.3	59.1
Avg. Dist. to Rail [m]	3.1	1.4	1.7	2.5	0.5	1.6
Avg. Stride Freq. [Hz]	2.3	2.3	2.3	2.3	2.3	2.2
Avg. Stride Length [m]	5.8	7.4	7.4	7.4	7.3	7.3



- [] Ranking at each section and finish
- .-.- No data available at this section
- NA No data available



Horse/Jockey Name	Rubaahy
Final Rank	9
Fastest Section Time (Section)	0:11.84 (1000m)
Top Speed [km/h] (Section)	63.4 (1000m)
Race State	Finished

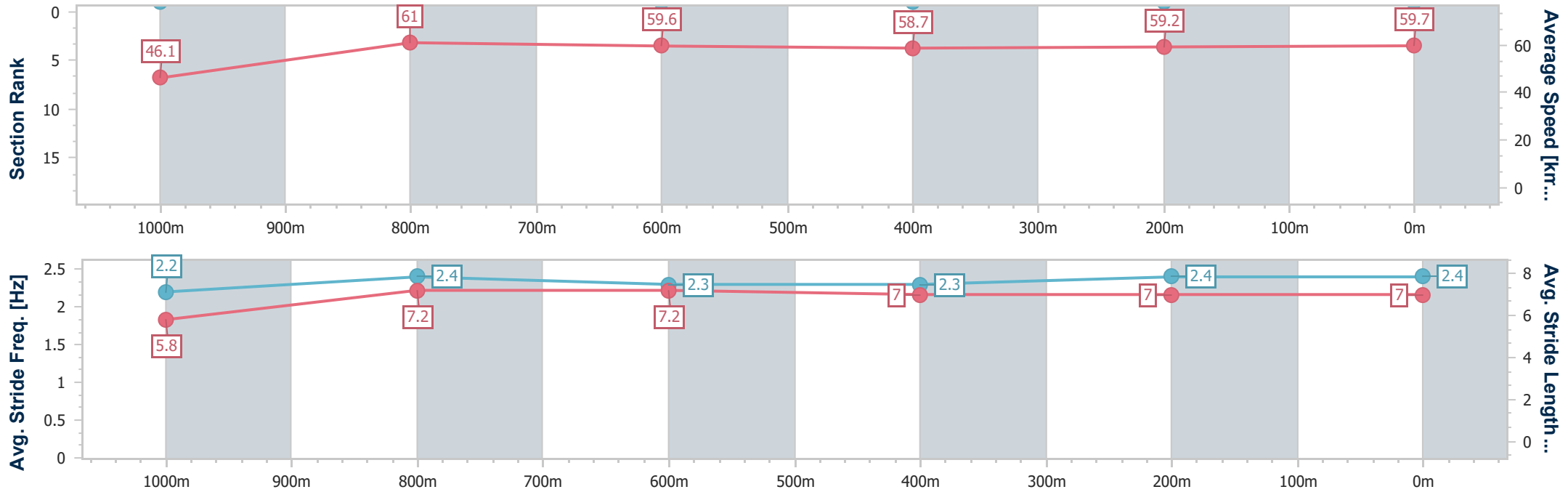


Toowoomba QLD Professional
 Race 4: WHOLESALE HORSEWEAR HOUSE BENCHMARK 60
 Handicap - 1200m
 06 July 2024 - 18:40



Track Rating: Soft 5 , Weather: Fine, Rail Position: +5m Entire

Section	Overall	1000m	800m	600m	400m	200m
Section Times	1:16.16 [9] (0:15.63)	1:00.53 [10] (0:11.84)	0:48.69 [10] (0:12.17)	0:36.52 [10] (0:12.33)	0:24.19 [10] (0:12.15)	0:12.04 [10] (0:12.04)
Average Speed [km/h]	46.1	61.0	59.6	58.7	59.2	59.7
Top Speed [km/h]	62.6	63.4	60.9	59.8	60.4	60.4
Avg. Dist. to Rail [m]	5.7	1.0	2.5	1.5	1.0	3.5
Avg. Stride Freq. [Hz]	2.2	2.4	2.3	2.3	2.4	2.4
Avg. Stride Length [m]	5.8	7.2	7.2	7.0	7.0	7.0



- [] Ranking at each section and finish
- .-.- No data available at this section
- NA No data available



Horse/Jockey Name	Cherry Soda
Final Rank	10
Fastest Section Time (Section)	0:11.91 (1000m)
Top Speed [km/h] (Section)	63.1 (Overall)
Race State	Finished

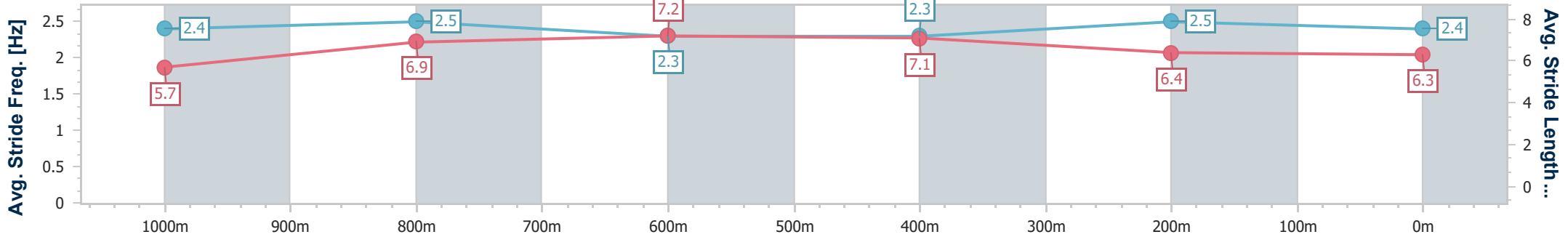
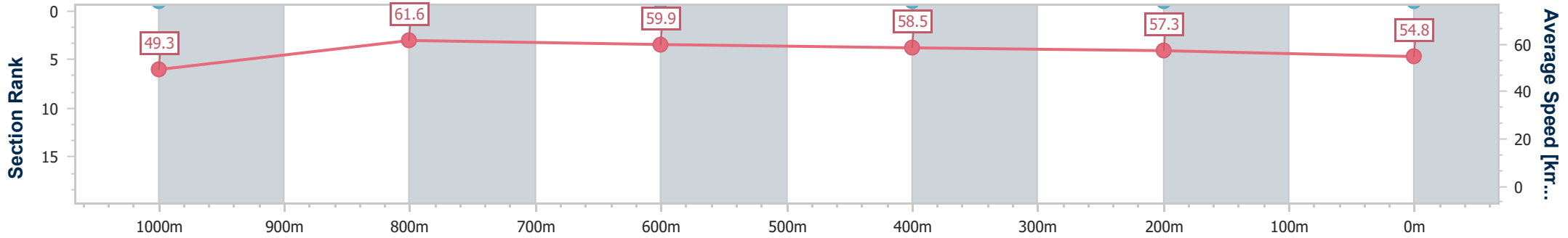


Toowoomba QLD Professional
 Race 4: WHOLESALE HORSEWEAR HOUSE BENCHMARK 60
 Handicap - 1200m
 06 July 2024 - 18:40



Track Rating: Soft 5 , Weather: Fine, Rail Position: +5m Entire

Section	Overall	1000m	800m	600m	400m	200m
Section Times	1:16.81 [10] (0:14.59)	1:02.22 [3] (0:11.91)	0:50.31 [3] (0:12.19)	0:38.12 [3] (0:12.44)	0:25.68 [4] (0:12.56)	0:13.12 [8] (0:13.12)
Average Speed [km/h]	49.3	61.6	59.9	58.5	57.3	54.8
Top Speed [km/h]	63.1	62.1	61.1	60.3	58.9	57.2
Avg. Dist. to Rail [m]	8.1	4.6	4.1	2.4	0.6	0.5
Avg. Stride Freq. [Hz]	2.4	2.5	2.3	2.3	2.5	2.4
Avg. Stride Length [m]	5.7	6.9	7.2	7.1	6.4	6.3



- [] Ranking at each section and finish
- .-.- No data available at this section
- NA No data available



Horse/Jockey Name	Belacon
Final Rank	11
Fastest Section Time (Section)	-:--:--
Top Speed [km/h] (Section)	--.
Race State	DidNotTrack



Toowoomba QLD Professional
 Race 4: WHOLESALE HORSEWEAR HOUSE BENCHMARK 60
 Handicap - 1200m
 06 July 2024 - 18:40



Track Rating: Soft 5 , Weather: Fine, Rail Position: +5m Entire

Section	Overall	1000m	800m	600m	400m	200m							
Section Times	-:--:--	-:--:--	-:--:--	-:--:--	-:--:--	-:--:--							
Average Speed [km/h]	--.	--.	--.	--.	--.	--.							
Top Speed [km/h]	--.	--.	--.	--.	--.	--.							
Avg. Dist. to Rail [m]	--.	--.	--.	--.	--.	--.							
Avg. Stride Freq. [Hz]	--.	--.	--.	--.	--.	--.							
Avg. Stride Length [m]	--.	--.	--.	--.	--.	--.							

- [] Ranking at each section and finish
- :--:-- No data available at this section
- NA No data available



Toowoomba QLD Professional

Race 5: TOOWOOMBA TRUCK SPARES BENCHMARK 62 Handicap - 1625m

06 July 2024 - 19:16



Track Rating: Soft 5 , Weather: Fine, Rail Position: +5m Entire

Section														
Field Times	Overall	1400m	1200m	1000m	800m	600m	400m	Last 600m						
	1:43.11 (0:16.26)	1:26.85 (0:11.99)	1:14.86 (0:12.06)	1:02.80 (0:12.53)	0:50.27 (0:12.50)	0:37.77 (0:12.84)	0:24.93 (0:12.70)	0:37.77						
Rank	TAB	Horse/Jockey	Barrier	Top Speed [km/h]	Fastest Section								Distance Travelled [m]	
1	7	PICK ZA BEANS Justin Stanley	10	63.2	0:12.12	1:43.11 [1] (0:16.52)	1:26.59 [4] (0:12.12)	1:14.47 [5] (0:12.21)	1:02.26 [4] (0:12.75)	0:49.51 [4] (0:12.39)	0:37.12 [4] (0:12.55)	0:24.57 [4] (0:12.34)	0:37.12	
2	1	SUKHBIR Amy Graham	7	64.9	0:11.99	1:43.63 [2] (0:16.26)	1:27.37 [1] (0:11.99)	1:15.38 [1] (0:12.23)	1:03.15 [2] (0:12.74)	0:50.41 [2] (0:12.43)	0:37.98 [2] (0:12.78)	0:25.20 [2] (0:12.61)	0:37.98	-1
3	5	SOCK'EMSID Chris Meehan	14	66.2	0:11.61	1:43.94 [3] (0:16.73)	1:27.21 [7] (0:11.61)	1:15.60 [3] (0:11.97)	1:03.63 [1] (0:12.53)	0:51.10 [1] (0:12.50)	0:38.60 [1] (0:12.84)	0:25.76 [1] (0:12.79)	0:38.60	+0
4	6	ARCHER'S GAME Olivia Webb	8	64.7	0:12.01	1:44.08 [4] (0:16.73)	1:27.35 [6] (0:12.01)	1:15.34 [7] (0:12.49)	1:02.85 [7] (0:12.69)	0:50.16 [7] (0:12.47)	0:37.69 [7] (0:12.64)	0:25.05 [7] (0:12.66)	0:37.69	+3
5	2	TEA LEAVES Paul Hamblin	3	64.6	0:12.01	1:44.19 [5] (0:16.69)	1:27.50 [5] (0:12.01)	1:15.49 [6] (0:12.30)	1:03.19 [5] (0:12.76)	0:50.43 [6] (0:12.40)	0:38.03 [6] (0:12.69)	0:25.34 [6] (0:12.84)	0:38.03	-5
6	3	SLY CORNER Georgina Cartwright	12	64.5	0:12.05	1:44.40 [6] (0:16.49)	1:27.91 [3] (0:12.05)	1:15.86 [4] (0:12.47)	1:03.39 [6] (0:12.71)	0:50.68 [5] (0:12.29)	0:38.39 [5] (0:12.61)	0:25.78 [5] (0:12.91)	0:38.39	+6
7	4	UNION SPIRIT Jake Molloy	9	63.7	0:12.10	1:44.46 [7] (0:16.93)	1:27.53 [8] (0:12.10)	1:15.43 [8] (0:12.44)	1:02.99 [8] (0:12.64)	0:50.35 [8] (0:12.47)	0:37.88 [8] (0:12.55)	0:25.33 [8] (0:12.62)	0:37.88	+0
8	8	A CERTAIN MAYBE Luke Tarrant	11	64.6	0:12.02	1:45.55 [8] (0:16.29)	1:29.26 [2] (0:12.02)	1:17.24 [2] (0:12.34)	1:04.90 [3] (0:12.68)	0:52.22 [3] (0:12.37)	0:39.85 [3] (0:12.75)	0:27.10 [3] (0:13.30)	0:39.85	+6

Scratched: Mishani Missile (#9), Drop The Pilot (#13), Power Pack (#10), Overseas (#11), Irish Sally (#12), Flying Rothe (#14)



Toowoomba QLD Professional

Race 5: TOOWOOMBA TRUCK SPARES BENCHMARK 62 Handicap - 1625m

06 July 2024 - 19:16



Track Rating: Soft 5 , Weather: Fine, Rail Position: +5m Entire

Section							200m			Last 600m
Field Times							0:12.23 (0:12.23)			0:37.77
Rank	TAB	Horse/Jockey	Barrier	Top Speed [km/h]	Fastest Section	Margin			Distance Travelled [m]	
1	7	PICK ZA BEANS Justin Stanley	10	63.2 Overall	0:12.12 1400m	0:12.23 [1] (0:12.23)	1:43.11		0:37.12	
2	1	SUKHBIR Amy Graham	7	64.9 Overall	0:11.99 1400m	0:12.59 [3] (0:12.59)	3L		0:37.98 -1	
3	5	SOCK'EMSID Chris Meehan	14	66.2 1400m	0:11.61 1400m	0:12.97 [2] (0:12.97)	4.8L		0:38.60 +0	
4	6	ARCHER'S GAME Olivia Webb	8	64.7 Overall	0:12.01 1400m	0:12.39 [5] (0:12.39)	5.6L		0:37.69 +3	
5	2	TEA LEAVES Paul Hamblin	3	64.6 Overall	0:12.01 1400m	0:12.50 [6] (0:12.50)	6.1L		0:38.03 -5	
6	3	SLY CORNER Georgina Cartwright	12	64.5 Overall	0:12.05 1400m	0:12.87 [4] (0:12.87)	7.1L		0:38.39 +6	
7	4	UNION SPIRIT Jake Molloy	9	63.7 Overall	0:12.10 1400m	0:12.71 [8] (0:12.71)	7.4L		0:37.88 +0	
8	8	A CERTAIN MAYBE Luke Tarrant	11	64.6 Overall	0:12.02 1400m	0:13.80 [7] (0:13.80)	13.7L		0:39.85 +6	

Scratched: Mishani Missile (#9), Drop The Pilot (#13), Power Pack (#10), Overseas (#11), Irish Sally (#12), Flying Rothe (#14)



Horse/Jockey Name	Pick Za Beans
Final Rank	1
Fastest Section Time (Section)	0:12.12 (1400m)
Top Speed [km/h] (Section)	63.2 (Overall)
Race State	Finished

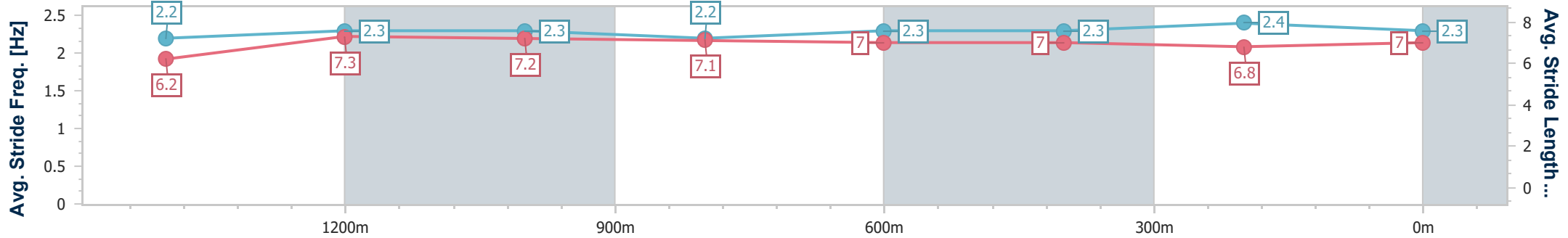
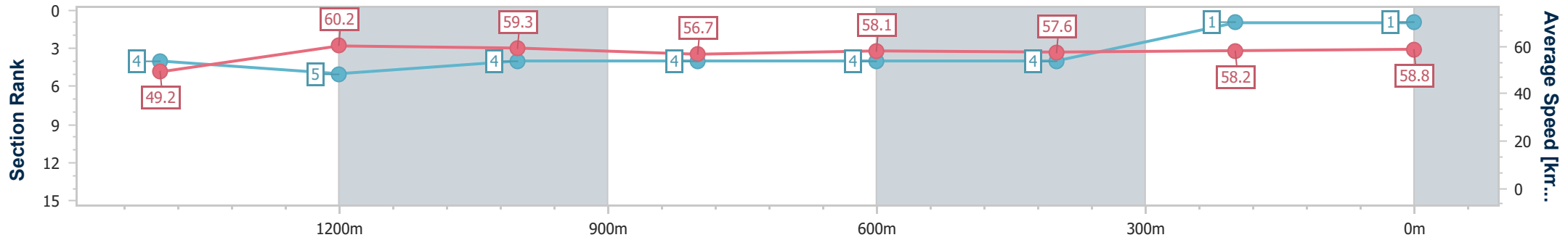


Toowoomba QLD Professional
 Race 5: TOOWOOMBA TRUCK SPARES BENCHMARK 62
 Handicap - 1625m
 06 July 2024 - 19:16



Track Rating: Soft 5 , Weather: Fine, Rail Position: +5m Entire

Section	Overall	1400m	1200m	1000m	800m	600m	400m	200m				
Section Times	1:43.11 [1] (0:16.52)	1:26.59 [4] (0:12.12)	1:14.47 [5] (0:12.21)	1:02.26 [4] (0:12.75)	0:49.51 [4] (0:12.39)	0:37.12 [4] (0:12.55)	0:24.57 [4] (0:12.34)	0:12.23 [1] (0:12.23)				
Average Speed [km/h]	49.2	60.2	59.3	56.7	58.1	57.6	58.2	58.8				
Top Speed [km/h]	63.2	62.2	60.4	58.1	59.0	59.0	60.1	60.4				
Avg. Dist. to Rail [m]	5.0	2.7	2.3	1.2	1.1	0.5	0.4	1.9				
Avg. Stride Freq. [Hz]	2.2	2.3	2.3	2.2	2.3	2.3	2.4	2.3				
Avg. Stride Length [m]	6.2	7.3	7.2	7.1	7.0	7.0	6.8	7.0				



- [] Ranking at each section and finish
- .-.- No data available at this section
- NA No data available



Horse/Jockey Name	Sukhbir
Final Rank	2
Fastest Section Time (Section)	0:11.99 (1400m)
Top Speed [km/h] (Section)	64.9 (Overall)
Race State	Finished

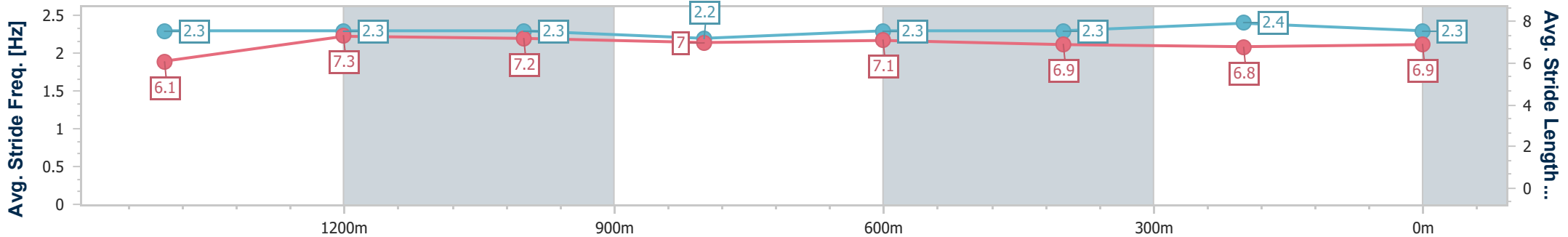
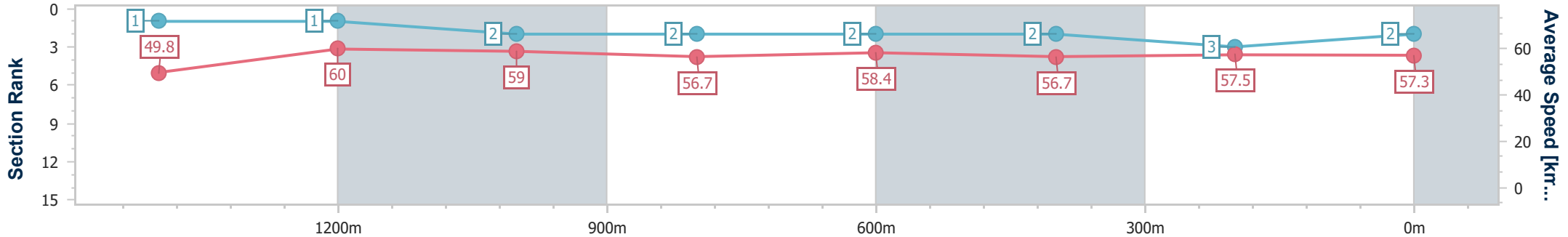


Toowoomba QLD Professional
 Race 5: TOOWOOMBA TRUCK SPARES BENCHMARK 62
 Handicap - 1625m
 06 July 2024 - 19:16



Track Rating: Soft 5 , Weather: Fine, Rail Position: +5m Entire

Section	Overall	1400m	1200m	1000m	800m	600m	400m	200m
Section Times	1:43.63 [2] (0:16.26)	1:27.37 [1] (0:11.99)	1:15.38 [1] (0:12.23)	1:03.15 [2] (0:12.74)	0:50.41 [2] (0:12.43)	0:37.98 [2] (0:12.78)	0:25.20 [2] (0:12.61)	0:12.59 [3] (0:12.59)
Average Speed [km/h]	49.8	60.0	59.0	56.7	58.4	56.7	57.5	57.3
Top Speed [km/h]	64.9	64.8	59.9	58.1	59.2	58.1	58.7	58.4
Avg. Dist. to Rail [m]	3.7	1.0	1.7	0.8	1.8	1.5	1.8	1.4
Avg. Stride Freq. [Hz]	2.3	2.3	2.3	2.2	2.3	2.3	2.4	2.3
Avg. Stride Length [m]	6.1	7.3	7.2	7.0	7.1	6.9	6.8	6.9



- [] Ranking at each section and finish
- .-.-.- No data available at this section
- NA No data available



Horse/Jockey Name	Sock'emsid
Final Rank	3
Fastest Section Time (Section)	0:11.61 (1400m)
Top Speed [km/h] (Section)	66.2 (1400m)
Race State	Finished

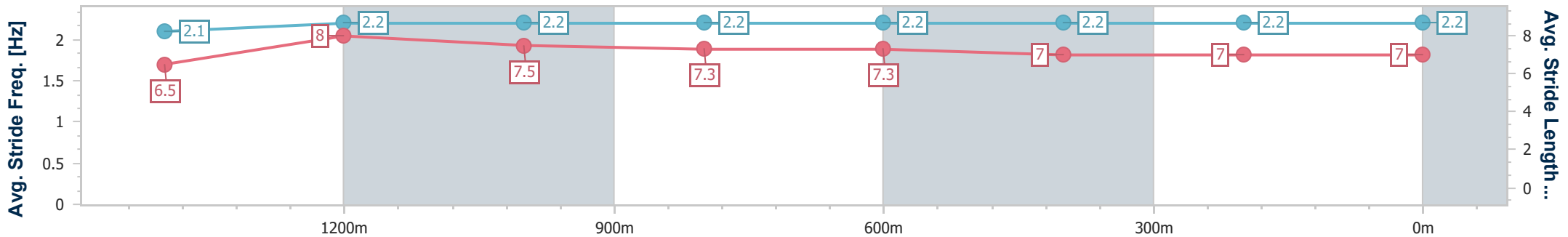
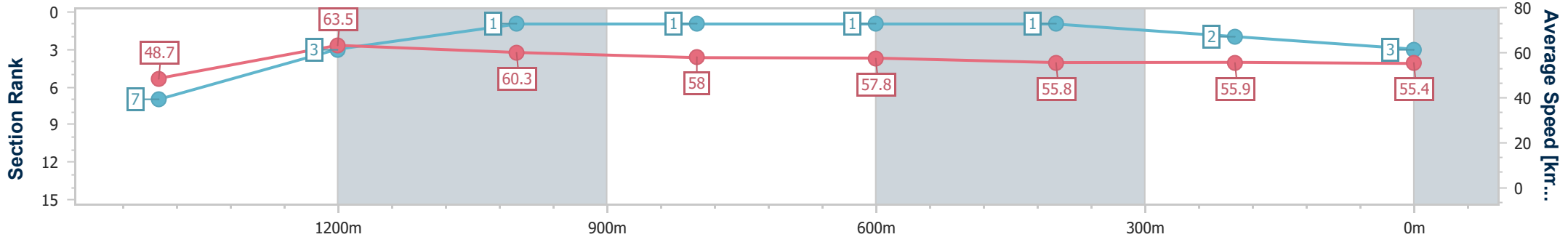


Toowoomba QLD Professional
 Race 5: TOOWOOMBA TRUCK SPARES BENCHMARK 62
 Handicap - 1625m
 06 July 2024 - 19:18



Track Rating: Soft 5 , Weather: Fine, Rail Position: +5m Entire

Section	Overall	1400m	1200m	1000m	800m	600m	400m	200m
Section Times	1:43.94 [3] (0:16.73)	1:27.21 [7] (0:11.61)	1:15.60 [3] (0:11.97)	1:03.63 [1] (0:12.53)	0:51.10 [1] (0:12.50)	0:38.60 [1] (0:12.84)	0:25.76 [1] (0:12.79)	0:12.97 [2] (0:12.97)
Average Speed [km/h]	48.7	63.5	60.3	58.0	57.8	55.8	55.9	55.4
Top Speed [km/h]	66.0	66.2	62.2	58.6	58.6	57.4	56.7	56.2
Avg. Dist. to Rail [m]	6.3	3.9	4.1	2.5	0.8	1.2	2.2	2.5
Avg. Stride Freq. [Hz]	2.1	2.2	2.2	2.2	2.2	2.2	2.2	2.2
Avg. Stride Length [m]	6.5	8.0	7.5	7.3	7.3	7.0	7.0	7.0



- [] Ranking at each section and finish
- .-.- No data available at this section
- NA No data available



Horse/Jockey Name	Archer's Game
Final Rank	4
Fastest Section Time (Section)	0:12.01 (1400m)
Top Speed [km/h] (Section)	64.7 (Overall)
Race State	Finished

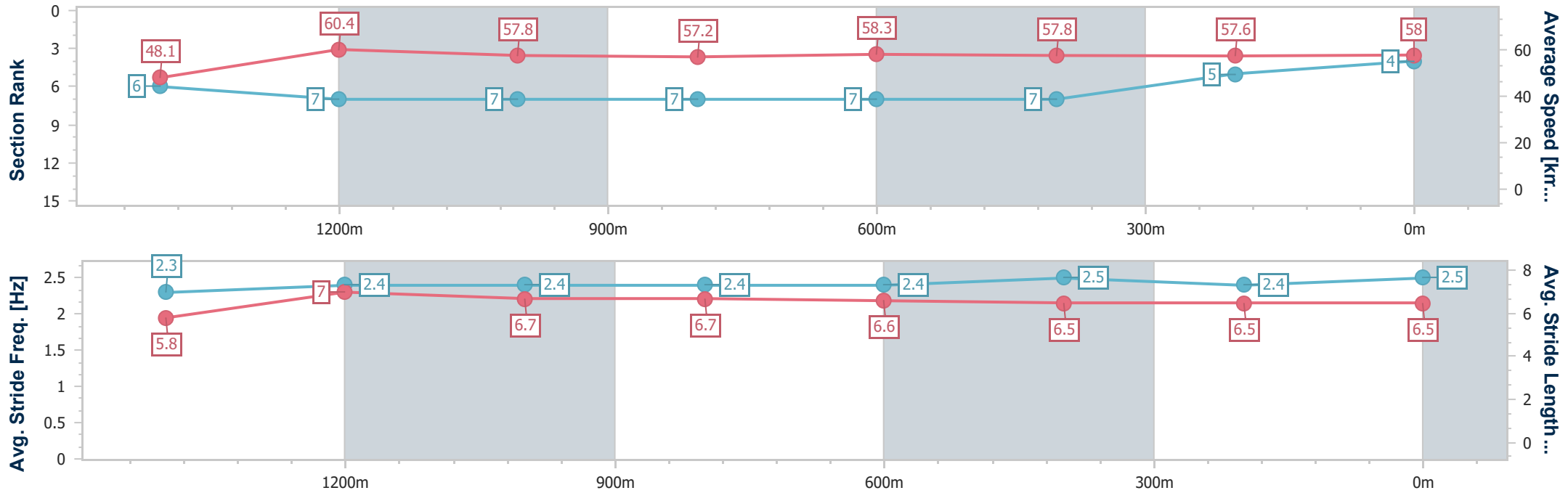


Toowoomba QLD Professional
 Race 5: TOOWOOMBA TRUCK SPARES BENCHMARK 62
 Handicap - 1625m
 06 July 2024 - 19:16



Track Rating: Soft 5 , Weather: Fine, Rail Position: +5m Entire

Section	Overall	1400m	1200m	1000m	800m	600m	400m	200m
Section Times	1:44.08 [4] (0:16.73)	1:27.35 [6] (0:12.01)	1:15.34 [7] (0:12.49)	1:02.85 [7] (0:12.69)	0:50.16 [7] (0:12.47)	0:37.69 [7] (0:12.64)	0:25.05 [7] (0:12.66)	0:12.39 [5] (0:12.39)
Average Speed [km/h]	48.1	60.4	57.8	57.2	58.3	57.8	57.6	58.0
Top Speed [km/h]	64.7	62.3	59.7	58.1	59.1	59.1	57.8	59.2
Avg. Dist. to Rail [m]	3.4	1.1	2.3	1.9	3.2	2.9	2.6	1.0
Avg. Stride Freq. [Hz]	2.3	2.4	2.4	2.4	2.4	2.5	2.4	2.5
Avg. Stride Length [m]	5.8	7.0	6.7	6.7	6.6	6.5	6.5	6.5



- [] Ranking at each section and finish
- .-.- No data available at this section
- NA No data available



Horse/Jockey Name	Tea Leaves
Final Rank	5
Fastest Section Time (Section)	0:12.01 (1400m)
Top Speed [km/h] (Section)	64.6 (Overall)
Race State	Finished

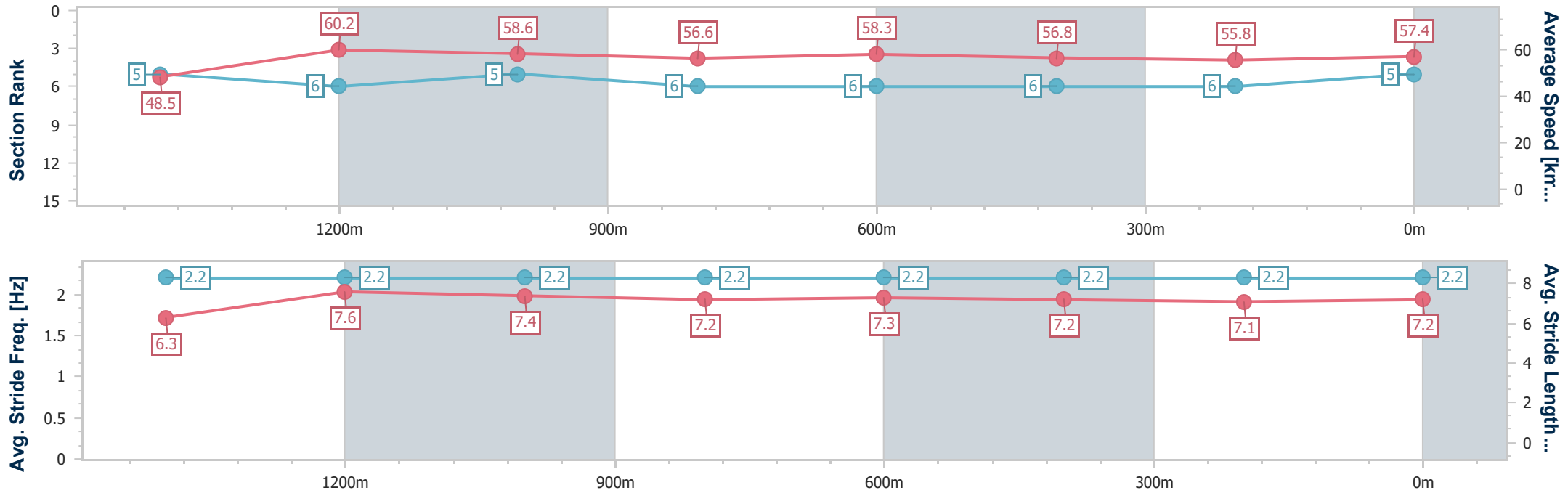


Toowoomba QLD Professional
 Race 5: TOOWOOMBA TRUCK SPARES BENCHMARK 62
 Handicap - 1625m
 06 July 2024 - 19:16



Track Rating: Soft 5 , Weather: Fine, Rail Position: +5m Entire

Section	Overall	1400m	1200m	1000m	800m	600m	400m	200m
Section Times	1:44.19 [5] (0:16.69)	1:27.50 [5] (0:12.01)	1:15.49 [6] (0:12.30)	1:03.19 [5] (0:12.76)	0:50.43 [6] (0:12.40)	0:38.03 [6] (0:12.69)	0:25.34 [6] (0:12.84)	0:12.50 [6] (0:12.50)
Average Speed [km/h]	48.5	60.2	58.6	56.6	58.3	56.8	55.8	57.4
Top Speed [km/h]	64.6	62.7	59.8	58.6	59.1	59.1	57.4	58.5
Avg. Dist. to Rail [m]	2.9	0.8	1.1	0.3	1.2	0.6	2.0	2.3
Avg. Stride Freq. [Hz]	2.2	2.2	2.2	2.2	2.2	2.2	2.2	2.2
Avg. Stride Length [m]	6.3	7.6	7.4	7.2	7.3	7.2	7.1	7.2



- [] Ranking at each section and finish
- .-.- No data available at this section
- NA No data available



Horse/Jockey Name	Sly Corner
Final Rank	6
Fastest Section Time (Section)	0:12.05 (1400m)
Top Speed [km/h] (Section)	64.5 (Overall)
Race State	Finished

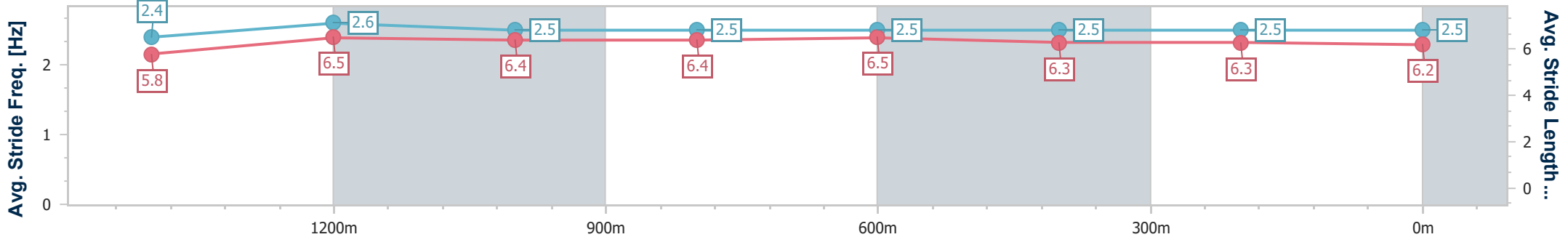
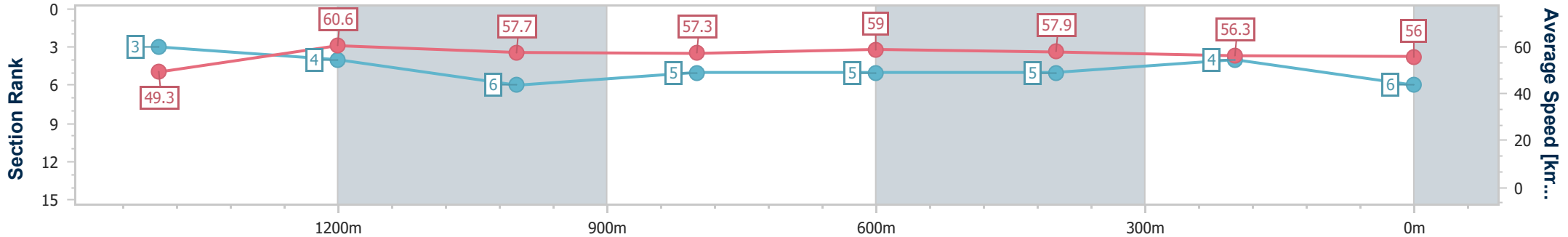


Toowoomba QLD Professional
 Race 5: TOOWOOMBA TRUCK SPARES BENCHMARK 62
 Handicap - 1625m
 06 July 2024 - 19:16



Track Rating: Soft 5 , Weather: Fine, Rail Position: +5m Entire

Section	Overall	1400m	1200m	1000m	800m	600m	400m	200m
Section Times	1:44.40 [6] (0:16.49)	1:27.91 [3] (0:12.05)	1:15.86 [4] (0:12.47)	1:03.39 [6] (0:12.71)	0:50.68 [5] (0:12.29)	0:38.39 [5] (0:12.61)	0:25.78 [5] (0:12.91)	0:12.87 [4] (0:12.87)
Average Speed [km/h]	49.3	60.6	57.7	57.3	59.0	57.9	56.3	56.0
Top Speed [km/h]	64.5	62.4	59.1	59.3	60.2	60.1	57.9	57.2
Avg. Dist. to Rail [m]	5.5	2.4	3.4	2.3	2.4	2.8	3.1	0.9
Avg. Stride Freq. [Hz]	2.4	2.6	2.5	2.5	2.5	2.5	2.5	2.5
Avg. Stride Length [m]	5.8	6.5	6.4	6.4	6.5	6.3	6.3	6.2



- [] Ranking at each section and finish
- .-.- No data available at this section
- NA No data available



Horse/Jockey Name	Union Spirit
Final Rank	7
Fastest Section Time (Section)	0:12.10 (1400m)
Top Speed [km/h] (Section)	63.7 (Overall)
Race State	Finished

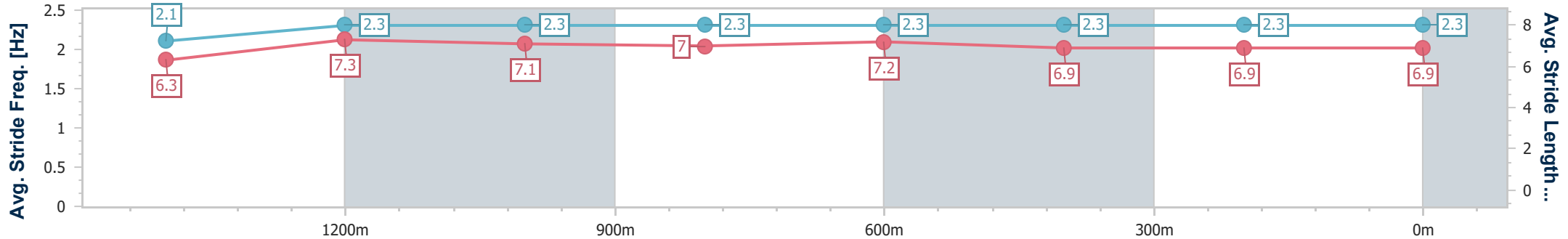
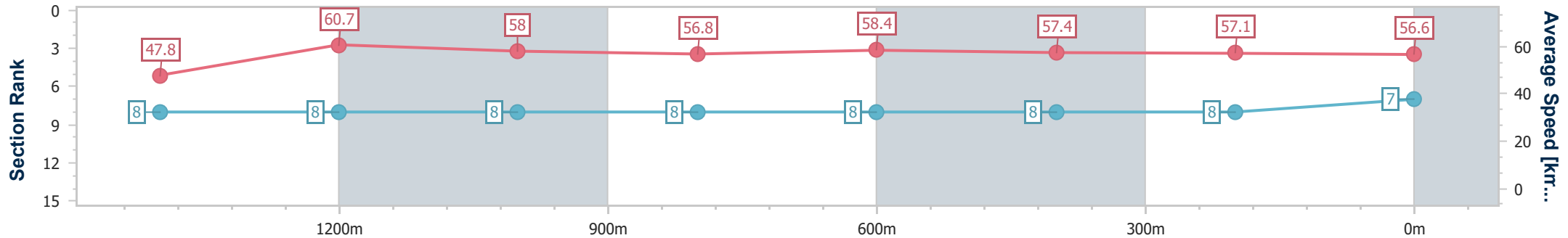


Toowoomba QLD Professional
 Race 5: TOOWOOMBA TRUCK SPARES BENCHMARK 62
 Handicap - 1625m
 06 July 2024 - 19:16



Track Rating: Soft 5 , Weather: Fine, Rail Position: +5m Entire

Section	Overall	1400m	1200m	1000m	800m	600m	400m	200m
Section Times	1:44.46 [7] (0:16.93)	1:27.53 [8] (0:12.10)	1:15.43 [8] (0:12.44)	1:02.99 [8] (0:12.64)	0:50.35 [8] (0:12.47)	0:37.88 [8] (0:12.55)	0:25.33 [8] (0:12.62)	0:12.71 [8] (0:12.71)
Average Speed [km/h]	47.8	60.7	58.0	56.8	58.4	57.4	57.1	56.6
Top Speed [km/h]	63.7	62.9	59.4	58.9	59.0	58.7	57.6	57.1
Avg. Dist. to Rail [m]	4.5	2.9	1.9	0.9	2.1	0.7	0.2	0.6
Avg. Stride Freq. [Hz]	2.1	2.3	2.3	2.3	2.3	2.3	2.3	2.3
Avg. Stride Length [m]	6.3	7.3	7.1	7.0	7.2	6.9	6.9	6.9



- [] Ranking at each section and finish
- .-.- No data available at this section
- NA No data available



Horse/Jockey Name	A Certain Maybe
Final Rank	8
Fastest Section Time (Section)	0:12.02 (1400m)
Top Speed [km/h] (Section)	64.6 (Overall)
Race State	Finished

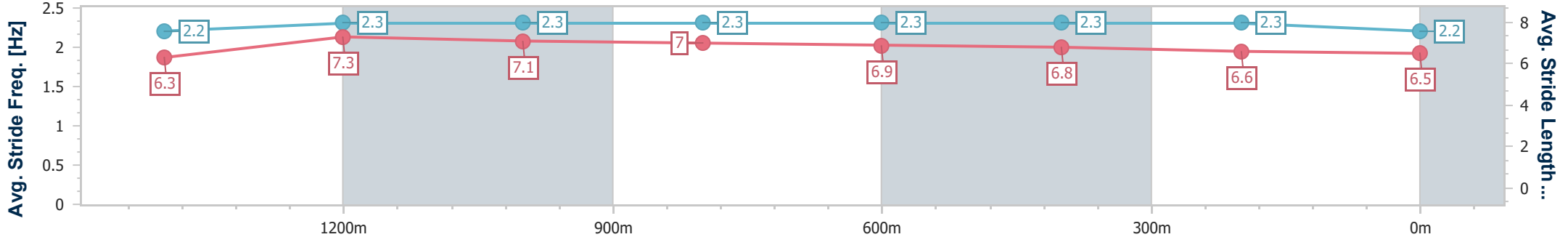
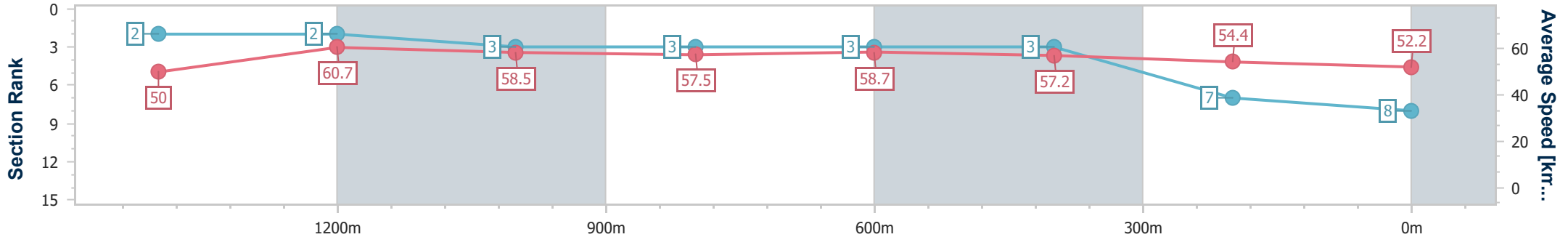


Toowoomba QLD Professional
 Race 5: TOOWOOMBA TRUCK SPARES BENCHMARK 62
 Handicap - 1625m
 06 July 2024 - 19:16



Track Rating: Soft 5 , Weather: Fine, Rail Position: +5m Entire

Section	Overall	1400m	1200m	1000m	800m	600m	400m	200m
Section Times	1:45.55 [8] (0:16.29)	1:29.26 [2] (0:12.02)	1:17.24 [2] (0:12.34)	1:04.90 [3] (0:12.68)	0:52.22 [3] (0:12.37)	0:39.85 [3] (0:12.75)	0:27.10 [3] (0:13.30)	0:13.80 [7] (0:13.80)
Average Speed [km/h]	50.0	60.7	58.5	57.5	58.7	57.2	54.4	52.2
Top Speed [km/h]	64.6	63.3	59.4	58.5	59.7	59.1	55.7	55.1
Avg. Dist. to Rail [m]	5.5	2.7	3.6	3.3	2.7	1.9	1.7	1.0
Avg. Stride Freq. [Hz]	2.2	2.3	2.3	2.3	2.3	2.3	2.3	2.2
Avg. Stride Length [m]	6.3	7.3	7.1	7.0	6.9	6.8	6.6	6.5



- [] Ranking at each section and finish
- .-.- No data available at this section
- NA No data available

Track Rating: Soft 5 , Weather: Fine, Rail Position: +5m Entire

Section		Overall	1000m	800m	600m	400m	200m	Last 600m					
Field Times		1:09.04 (0:08.84)	1:00.20 (0:11.73)	0:48.47 (0:11.94)	0:36.53 (0:12.24)	0:24.29 (0:11.91)	0:12.38 (0:12.38)	0:36.53					
Rank	TAB Horse/Jockey	Barrier	Top Speed [km/h]	Fastest Section	Margin						Distance Travelled [m]		
1	9 KEYBOARD Landan Sykes	9	63.5 1000m	0:08.84 Overall	1:09.04 [1] (0:08.84)	1:00.20 [1] (0:11.73)	0:48.47 [1] (0:11.94)	0:36.53 [1] (0:12.24)	0:24.29 [1] (0:11.91)	0:12.38 [1] (0:12.38)	1:09.04	0:36.53	
2	1 AZUKI Justin Stanley	5	63.9 1000m	0:09.05 Overall	1:09.84 [2] (0:09.05)	1:00.79 [2] (0:11.69)	0:49.10 [3] (0:12.09)	0:37.01 [2] (0:12.33)	0:24.68 [3] (0:12.20)	0:12.48 [2] (0:12.48)	4.5L	0:37.01	+4
3	8 AERIAL ARSENAL Alisha Donald	6	62.8 1000m	0:09.05 Overall	1:10.01 [3] (0:09.05)	1:00.96 [3] (0:11.88)	0:49.08 [4] (0:12.13)	0:36.95 [4] (0:12.26)	0:24.69 [6] (0:12.18)	0:12.51 [4] (0:12.51)	5.3L	0:36.95	+5
4	6 OUTTA BEAUTY Luke Tarrant	10	62.8 1000m	0:09.40 Overall	1:10.01 [4] (0:09.40)	1:00.61 [6] (0:11.81)	0:48.80 [6] (0:12.04)	0:36.76 [6] (0:11.97)	0:24.79 [4] (0:12.14)	0:12.65 [2] (0:12.65)	5.4L	0:36.76	+4
5	12 LOVE TO ALL Madeleine Wishart	7	62.4 1000m	0:09.24 Overall	1:10.44 [5] (0:09.24)	1:01.20 [5] (0:11.77)	0:49.43 [5] (0:12.07)	0:37.36 [5] (0:12.07)	0:25.29 [2] (0:12.40)	0:12.89 [5] (0:12.89)	7.7L	0:37.36	+2
6	4 LEMON SUPREME Amy Graham	4	65.4 1000m	0:09.12 Overall	1:10.84 [6] (0:09.12)	1:01.72 [4] (0:11.58)	0:50.14 [2] (0:12.14)	0:38.00 [3] (0:12.47)	0:25.53 [5] (0:12.61)	0:12.92 [6] (0:12.92)	10L	0:38.00	-1

Scratched: Totspur (#7), Optimus Maximus (#5), Rock A Bye Ivy (#10), Just Flying (#3), Winning Edition (#11), Dun With Roses (#2)



Horse/Jockey Name	Keyboard
Final Rank	1
Fastest Section Time (Section)	0:08.84 (Overall)
Top Speed [km/h] (Section)	63.5 (1000m)
Race State	Finished



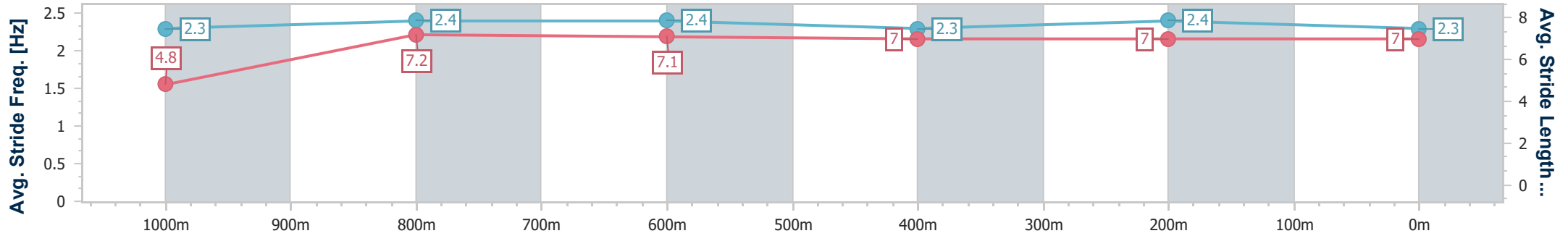
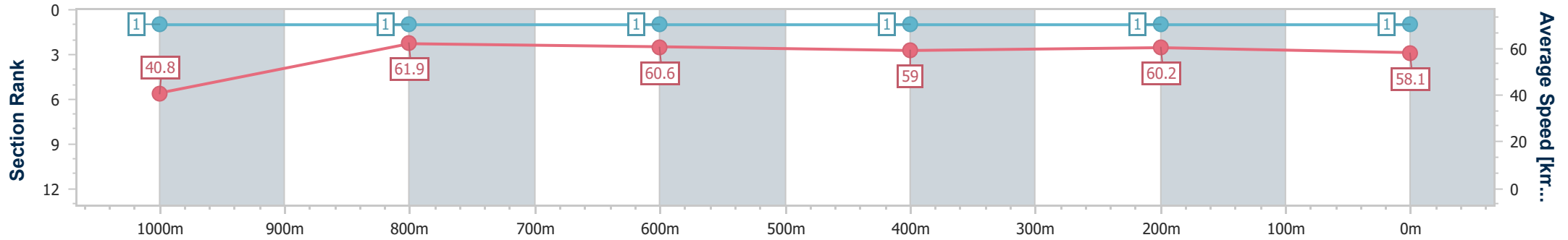
Toowoomba QLD Professional
Race 6: PRYDE'S EASIFEED QTIS Three-Year-Old Maiden Plate - 1100m



06 July 2024 - 19:49

Track Rating: Soft 5 , Weather: Fine, Rail Position: +5m Entire

Section	Overall	1000m	800m	600m	400m	200m
Section Times	1:09.04 [1] (0:08.84)	1:00.20 [1] (0:11.73)	0:48.47 [1] (0:11.94)	0:36.53 [1] (0:12.24)	0:24.29 [1] (0:11.91)	0:12.38 [1] (0:12.38)
Average Speed [km/h]	40.8	61.9	60.6	59.0	60.2	58.1
Top Speed [km/h]	62.8	63.5	62.3	60.0	61.2	59.6
Avg. Dist. to Rail [m]	7.6	2.8	1.9	0.6	0.6	0.2
Avg. Stride Freq. [Hz]	2.3	2.4	2.4	2.3	2.4	2.3
Avg. Stride Length [m]	4.8	7.2	7.1	7.0	7.0	7.0



- [] Ranking at each section and finish
- .-.- No data available at this section
- NA No data available



Horse/Jockey Name	Azuki
Final Rank	2
Fastest Section Time (Section)	0:09.05 (Overall)
Top Speed [km/h] (Section)	63.9 (1000m)
Race State	Finished



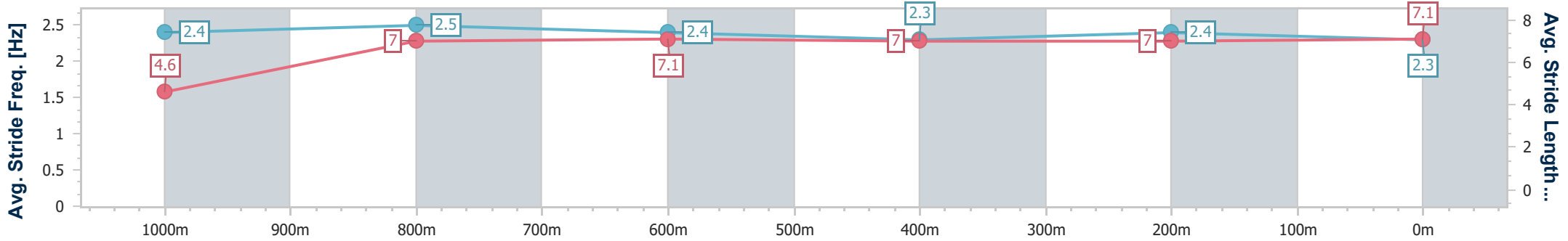
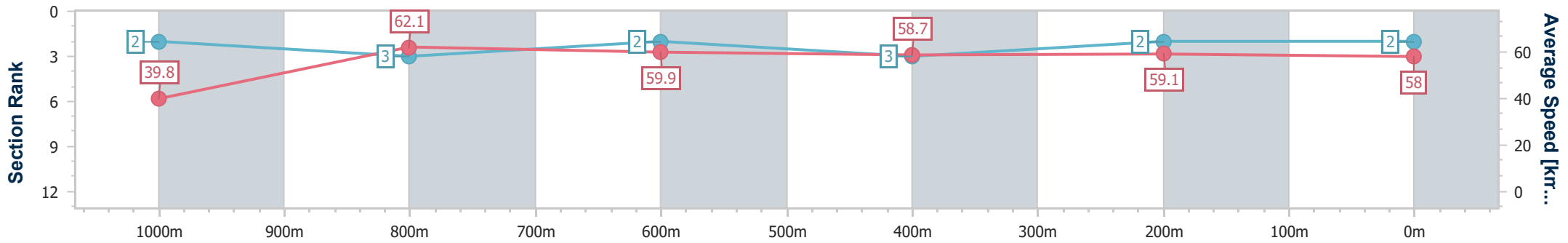
Toowoomba QLD Professional
 Race 6: PRYDE'S EASIFEED QTIS Three-Year-Old Maiden Plate
 - 1100m



06 July 2024 - 19:49

Track Rating: Soft 5 , Weather: Fine, Rail Position: +5m Entire

Section	Overall	1000m	800m	600m	400m	200m
Section Times	1:09.84 [2] (0:09.05)	1:00.79 [2] (0:11.69)	0:49.10 [3] (0:12.09)	0:37.01 [2] (0:12.33)	0:24.68 [3] (0:12.20)	0:12.48 [2] (0:12.48)
Average Speed [km/h]	39.8	62.1	59.9	58.7	59.1	58.0
Top Speed [km/h]	61.5	63.9	61.4	60.8	60.1	59.3
Avg. Dist. to Rail [m]	5.7	2.3	2.2	1.7	0.5	1.0
Avg. Stride Freq. [Hz]	2.4	2.5	2.4	2.3	2.4	2.3
Avg. Stride Length [m]	4.6	7.0	7.1	7.0	7.0	7.1



- [] Ranking at each section and finish
- .-.- No data available at this section
- NA No data available



Horse/Jockey Name	Aerial Arsenal
Final Rank	3
Fastest Section Time (Section)	0:09.05 (Overall)
Top Speed [km/h] (Section)	62.8 (1000m)
Race State	Finished



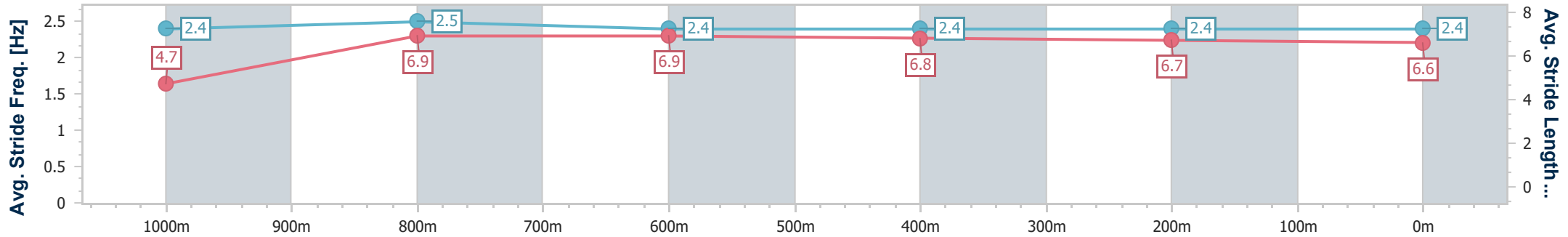
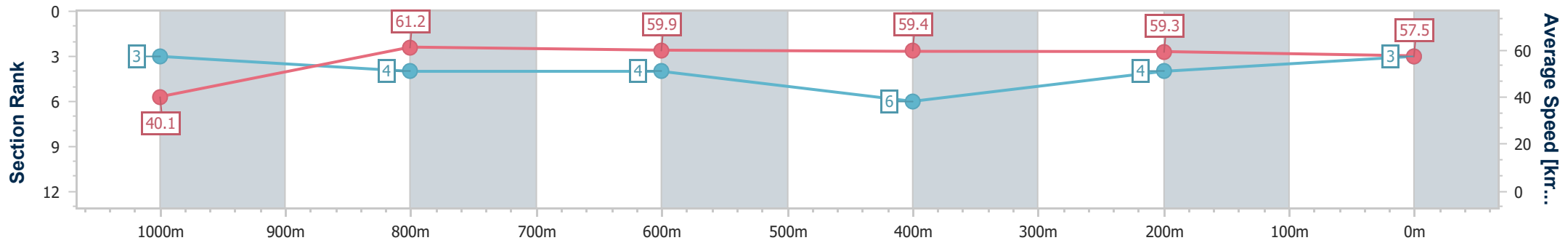
Toowoomba QLD Professional
Race 6: PRYDE'S EASIFEED QTIS Three-Year-Old Maiden Plate - 1100m



06 July 2024 - 19:49

Track Rating: Soft 5 , Weather: Fine, Rail Position: +5m Entire

Section	Overall	1000m	800m	600m	400m	200m
Section Times	1:10.01 [3] (0:09.05)	1:00.96 [3] (0:11.88)	0:49.08 [4] (0:12.13)	0:36.95 [4] (0:12.26)	0:24.69 [6] (0:12.18)	0:12.51 [4]
Average Speed [km/h]	40.1	61.2	59.9	59.4	59.3	57.5
Top Speed [km/h]	61.6	62.8	61.6	60.7	60.6	58.3
Avg. Dist. to Rail [m]	5.6	3.1	2.9	2.1	0.5	0.5
Avg. Stride Freq. [Hz]	2.4	2.5	2.4	2.4	2.4	2.4
Avg. Stride Length [m]	4.7	6.9	6.9	6.8	6.7	6.6



- [] Ranking at each section and finish
- .-.- No data available at this section
- NA No data available



Horse/Jockey Name	Outta Beauty
Final Rank	4
Fastest Section Time (Section)	0:09.40 (Overall)
Top Speed [km/h] (Section)	62.8 (1000m)
Race State	Finished



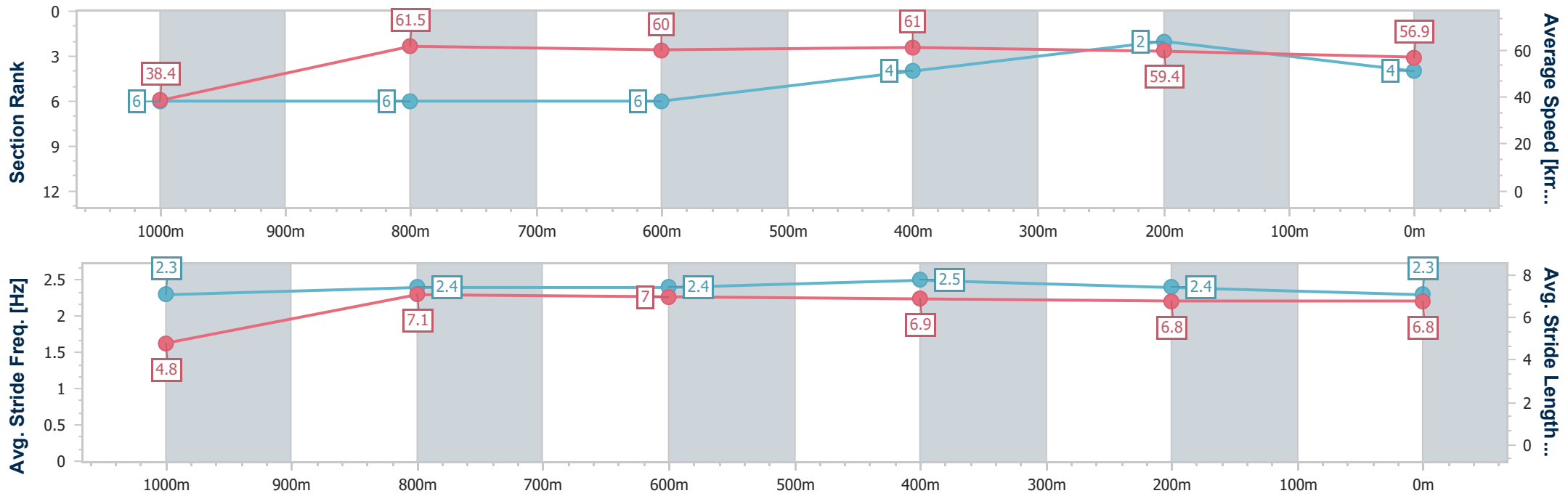
Toowoomba QLD Professional
Race 6: PRYDE'S EASIFEED QTIS Three-Year-Old Maiden Plate - 1100m



06 July 2024 - 19:49

Track Rating: Soft 5 , Weather: Fine, Rail Position: +5m Entire

Section	Overall	1000m	800m	600m	400m	200m
Section Times	1:10.01 [4] (0:09.40)	1:00.61 [6] (0:11.81)	0:48.80 [6] (0:12.04)	0:36.76 [6] (0:11.97)	0:24.79 [4] (0:12.14)	0:12.65 [2] (0:12.65)
Average Speed [km/h]	38.4	61.5	60.0	61.0	59.4	56.9
Top Speed [km/h]	60.3	62.8	61.3	61.4	61.3	58.5
Avg. Dist. to Rail [m]	7.6	2.9	2.2	2.2	1.6	3.3
Avg. Stride Freq. [Hz]	2.3	2.4	2.4	2.5	2.4	2.3
Avg. Stride Length [m]	4.8	7.1	7.0	6.9	6.8	6.8



- [] Ranking at each section and finish
- .-.- No data available at this section
- NA No data available



Horse/Jockey Name	Love To All
Final Rank	5
Fastest Section Time (Section)	0:09.24 (Overall)
Top Speed [km/h] (Section)	62.4 (1000m)
Race State	Finished



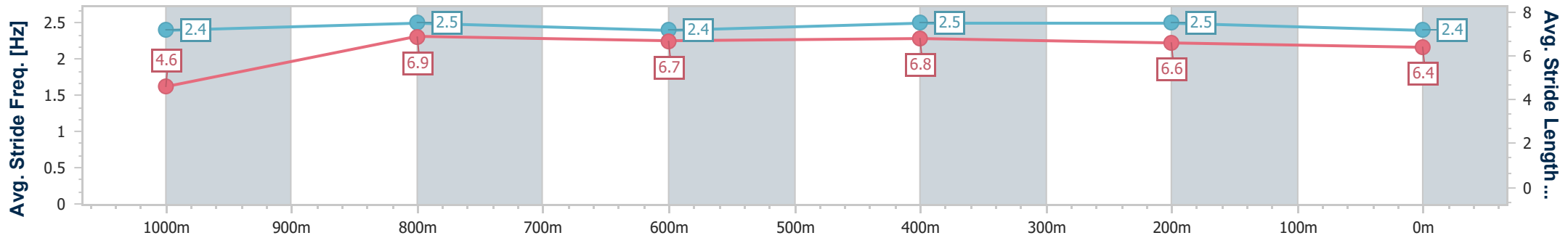
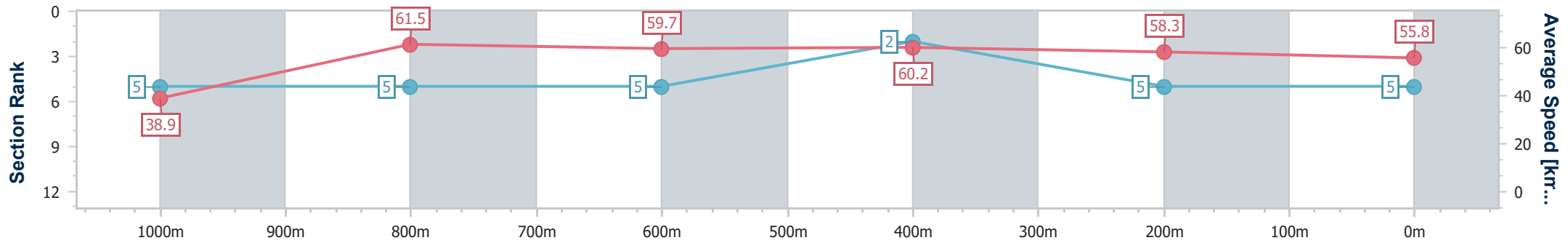
Toowoomba QLD Professional
Race 6: PRYDE'S EASIFEED QTIS Three-Year-Old Maiden Plate - 1100m



06 July 2024 - 19:49

Track Rating: Soft 5 , Weather: Fine, Rail Position: +5m Entire

Section	Overall	1000m	800m	600m	400m	200m
Section Times	1:10.44 [5] (0:09.24)	1:01.20 [5] (0:11.77)	0:49.43 [5] (0:12.07)	0:37.36 [5] (0:12.07)	0:25.29 [2] (0:12.40)	0:12.89 [5] (0:12.89)
Average Speed [km/h]	38.9	61.5	59.7	60.2	58.3	55.8
Top Speed [km/h]	60.0	62.4	60.8	61.2	60.2	57.9
Avg. Dist. to Rail [m]	7.6	1.5	1.0	1.3	1.0	0.3
Avg. Stride Freq. [Hz]	2.4	2.5	2.4	2.5	2.5	2.4
Avg. Stride Length [m]	4.6	6.9	6.7	6.8	6.6	6.4



- [] Ranking at each section and finish
- .-.- No data available at this section
- NA No data available



Horse/Jockey Name	Lemon Supreme
Final Rank	6
Fastest Section Time (Section)	0:09.12 (Overall)
Top Speed [km/h] (Section)	65.4 (1000m)
Race State	Finished



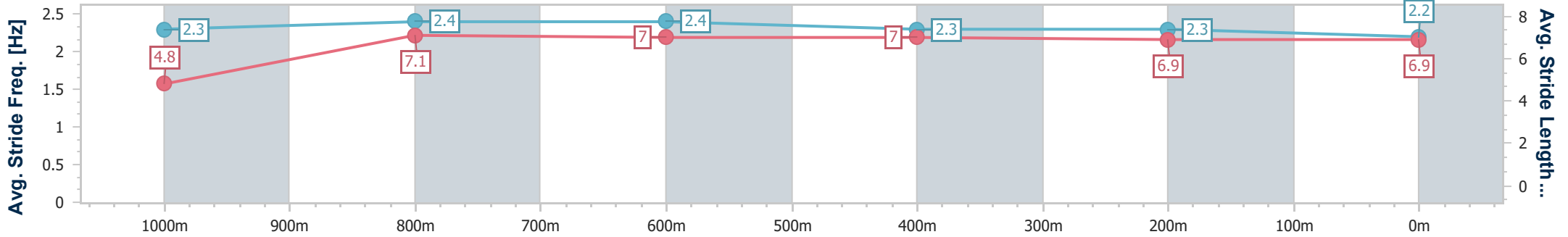
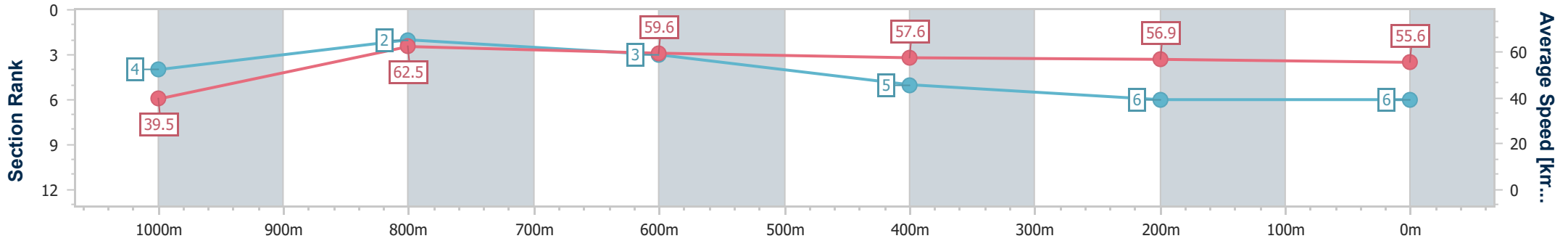
Toowoomba QLD Professional
 Race 6: PRYDE'S EASIFEED QTIS Three-Year-Old Maiden Plate
 - 1100m



06 July 2024 - 19:49

Track Rating: Soft 5 , Weather: Fine, Rail Position: +5m Entire

Section	Overall	1000m	800m	600m	400m	200m
Section Times	1:10.84 [6] (0:09.12)	1:01.72 [4] (0:11.58)	0:50.14 [2] (0:12.14)	0:38.00 [3] (0:12.47)	0:25.53 [5] (0:12.61)	0:12.92 [6] (0:12.92)
Average Speed [km/h]	39.5	62.5	59.6	57.6	56.9	55.6
Top Speed [km/h]	63.1	65.4	61.0	59.4	58.0	57.3
Avg. Dist. to Rail [m]	4.1	0.9	1.5	0.9	1.5	2.0
Avg. Stride Freq. [Hz]	2.3	2.4	2.4	2.3	2.3	2.2
Avg. Stride Length [m]	4.8	7.1	7.0	7.0	6.9	6.9



- [] Ranking at each section and finish
- .-.- No data available at this section
- NA No data available



Toowoomba QLD Professional
Race 7: 1EQUINE - FOR THE EQUINE ATHLETE QTIS Three-Year-Old
Maiden Plate - 1100m
06 July 2024 - 20:21



Track Rating: Soft 5 , Weather: Fine, Rail Position: +5m Entire

Section												Last 600m		
Field Times												0:37.35		
	Overall	1000m	800m	600m	400m	200m								
	1:10.10 (0:09.27)	1:00.83 (0:11.62)	0:49.21 (0:11.86)	0:37.35 (0:12.35)	0:25.00 (0:12.45)	0:12.55 (0:12.55)								
Rank	TAB	Horse/Jockey	Barrier	Top Speed [km/h]	Fastest Section							Margin	Distance Travelled [m]	
1	5	ORTHIE'S BOYS Dan McGillivray	10	62.5 200m	0:09.79 Overall	1:10.10 [1] (0:09.79)	1:00.31 [9] (0:12.14)	0:48.17 [9] (0:12.14)	0:36.03 [9] (0:11.98)	0:24.05 [8] (0:11.92)	0:12.13 [4] (0:12.13)	1:10.10	0:36.03	
2	9	LA MANO Justin Stanley	6	63.3 1000m	0:09.29 Overall	1:10.25 [2] (0:09.29)	1:00.96 [3] (0:11.60)	0:49.36 [1] (0:11.86)	0:37.50 [1] (0:12.35)	0:25.15 [1] (0:12.45)	0:12.70 [1] (0:12.70)	0.8L	0:37.50	+0
3	7	WANT TO BE PROUD Montanna Savva	5	63.2 1000m	0:09.27 Overall	1:10.66 [3] (0:09.27)	1:01.39 [1] (0:11.65)	0:49.74 [2] (0:11.99)	0:37.75 [2] (0:12.34)	0:25.41 [2] (0:12.56)	0:12.85 [2] (0:12.85)	3.1L	0:37.75	-2
4	11	WORLDY SPIRIT Georgina Cartwright	12	62.7 Overall	0:09.31 Overall	1:10.91 [4] (0:09.31)	1:01.60 [4] (0:12.00)	0:49.60 [5] (0:12.07)	0:37.53 [6] (0:12.45)	0:25.08 [7] (0:12.55)	0:12.53 [8] (0:12.53)	4.4L	0:37.53	+6
5	1	BRAVE COWBOY BILL Les Tilley	1	62.8 800m	0:09.40 Overall	1:10.96 [5] (0:09.40)	1:01.56 [5] (0:11.91)	0:49.65 [5] (0:11.89)	0:37.76 [3] (0:12.33)	0:25.43 [5] (0:12.42)	0:13.01 [3] (0:13.01)	4.6L	0:37.76	-2
6	8	GERALDINE'S WISH Kenji Yoshida	2	63.1 800m	0:09.59 Overall	1:11.34 [6] (0:09.59)	1:01.75 [8] (0:11.86)	0:49.89 [7] (0:12.03)	0:37.86 [7] (0:12.25)	0:25.61 [6] (0:12.57)	0:13.04 [7] (0:13.04)	6.6L	0:37.86	+4
7	2	INTEGRITY LANE Nathan Fazackerley	4	63.3 1000m	0:09.45 Overall	1:11.44 [7] (0:09.45)	1:01.99 [6] (0:11.84)	0:50.15 [4] (0:11.97)	0:38.18 [5] (0:12.21)	0:25.97 [4] (0:12.67)	0:13.30 [5] (0:13.30)	7.1L	0:38.18	-3
8	10	SPIKED Alisha Donald	9	63.8 1000m	0:09.28 Overall	1:11.56 [8] (0:09.28)	1:02.28 [2] (0:11.86)	0:50.42 [3] (0:12.08)	0:38.34 [4] (0:12.15)	0:26.19 [3] (0:12.79)	0:13.40 [6] (0:13.40)	7.6L	0:38.34	+8
9	4	MY SICADA Luke Tarrant	8	61.8 1000m	0:09.57 Overall	1:24.29 [9] (0:09.57)	1:14.72 [7] (0:11.95)	1:02.77 [8] (0:12.44)	0:50.33 [8] (0:13.74)	0:36.59 [9] (0:16.45)	0:20.14 [9] (0:20.14)	82.4L	0:50.33	-1

Scratched: Pacified (#6), Kewell (#3), Fitasafiddle (#12)



Horse/Jockey Name	Orthie's Boys
Final Rank	1
Fastest Section Time (Section)	0:09.79 (Overall)
Top Speed [km/h] (Section)	62.5 (200m)
Race State	Finished



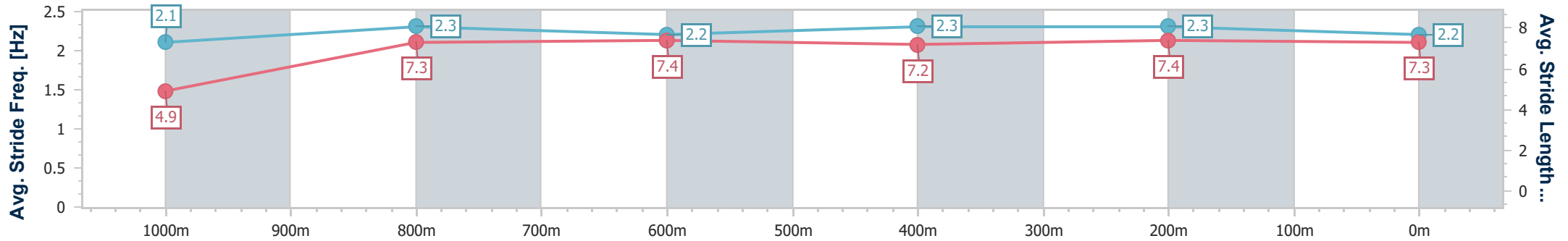
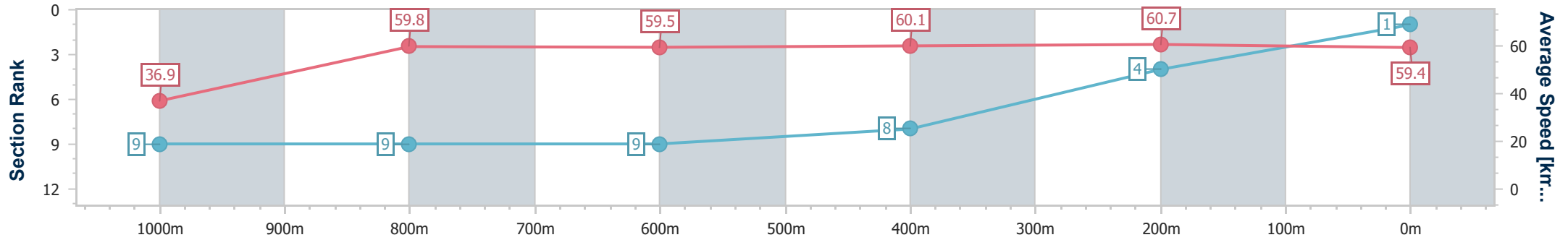
Toowoomba QLD Professional
 Race 7: 1EQUINE - FOR THE EQUINE ATHLETE QTIS Three-Year-Old Maiden Plate - 1100m



06 July 2024 - 20:21

Track Rating: Soft 5 , Weather: Fine, Rail Position: +5m Entire

Section	Overall	1000m	800m	600m	400m	200m
Section Times	1:10.10 [1] (0:09.79)	1:00.31 [9] (0:12.14)	0:48.17 [9] (0:12.14)	0:36.03 [9] (0:11.98)	0:24.05 [8] (0:11.92)	0:12.13 [4]
Average Speed [km/h]	36.9	59.8	59.5	60.1	60.7	59.4
Top Speed [km/h]	57.5	61.7	61.2	61.3	62.3	62.5
Avg. Dist. to Rail [m]	7.9	2.3	0.6	0.8	0.4	2.0
Avg. Stride Freq. [Hz]	2.1	2.3	2.2	2.3	2.3	2.2
Avg. Stride Length [m]	4.9	7.3	7.4	7.2	7.4	7.3



- [] Ranking at each section and finish
- .-.- No data available at this section
- NA No data available



Horse/Jockey Name	La Mano
Final Rank	2
Fastest Section Time (Section)	0:09.29 (Overall)
Top Speed [km/h] (Section)	63.3 (1000m)
Race State	Finished



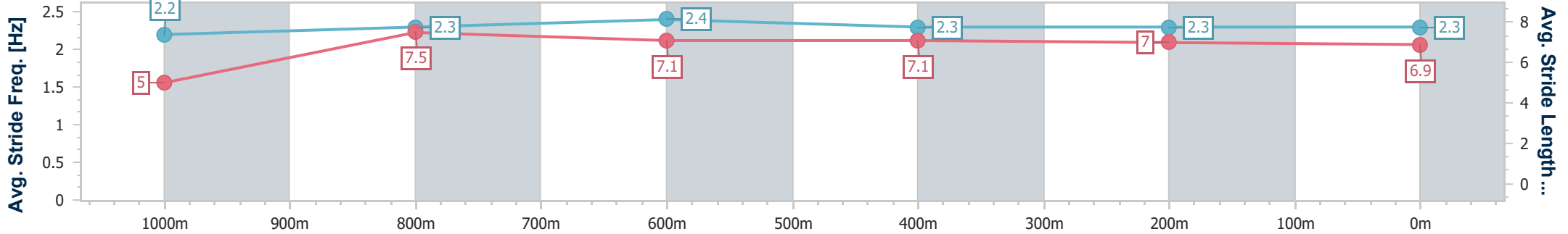
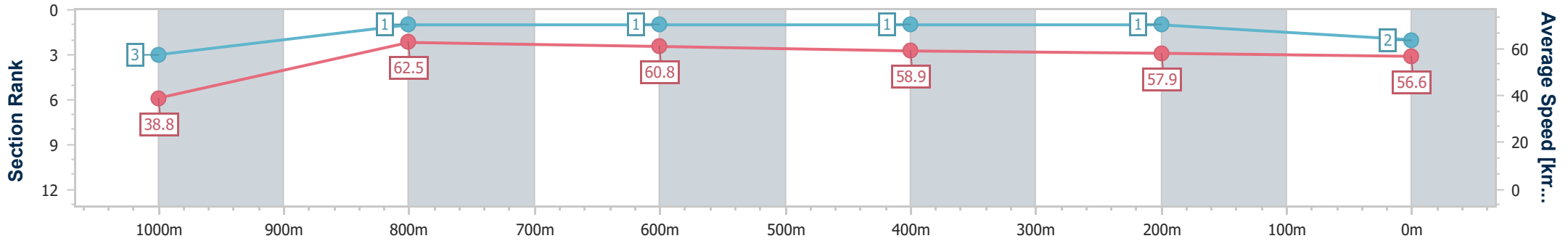
Toowoomba QLD Professional
Race 7: 1EQUINE - FOR THE EQUINE ATHLETE QTIS Three-Year-Old Maiden Plate - 1100m



06 July 2024 - 20:21

Track Rating: Soft 5 , Weather: Fine, Rail Position: +5m Entire

Section	Overall	1000m	800m	600m	400m	200m
Section Times	1:10.25 [2] (0:09.29)	1:00.96 [3] (0:11.60)	0:49.36 [1] (0:11.86)	0:37.50 [1] (0:12.35)	0:25.15 [1] (0:12.45)	0:12.70 [1] (0:12.70)
Average Speed [km/h]	38.8	62.5	60.8	58.9	57.9	56.6
Top Speed [km/h]	62.7	63.3	61.7	61.2	59.7	57.4
Avg. Dist. to Rail [m]	5.2	1.6	1.4	1.4	1.3	0.9
Avg. Stride Freq. [Hz]	2.2	2.3	2.4	2.3	2.3	2.3
Avg. Stride Length [m]	5.0	7.5	7.1	7.1	7.0	6.9



- [] Ranking at each section and finish
- .-.- No data available at this section
- NA No data available



Horse/Jockey Name	Want To Be Proud
Final Rank	3
Fastest Section Time (Section)	0:09.27 (Overall)
Top Speed [km/h] (Section)	63.2 (1000m)
Race State	Finished



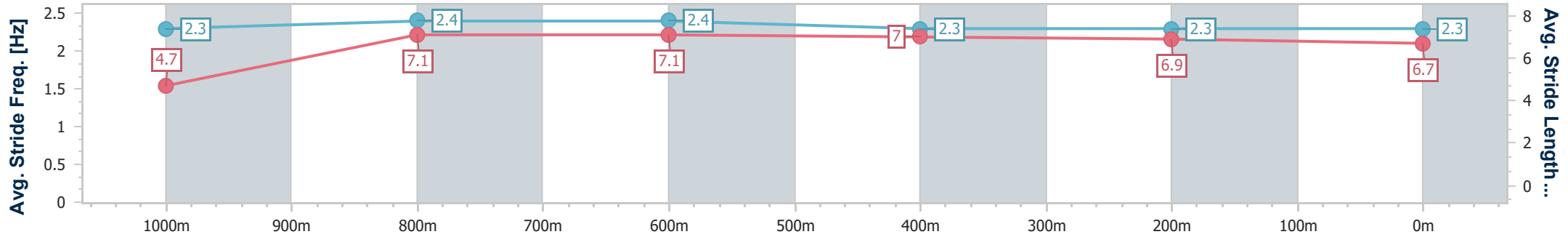
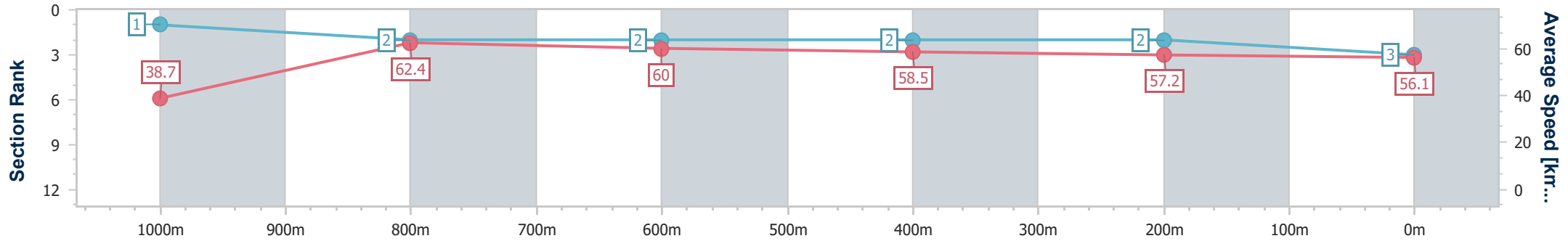
Toowoomba QLD Professional
 Race 7: 1EQUINE - FOR THE EQUINE ATHLETE QTIS Three-Year-Old Maiden Plate - 1100m



06 July 2024 - 20:21

Track Rating: Soft 5 , Weather: Fine, Rail Position: +5m Entire

Section	Overall	1000m	800m	600m	400m	200m
Section Times	1:10.66 [3] (0:09.27)	1:01.39 [1] (0:11.65)	0:49.74 [2] (0:11.99)	0:37.75 [2] (0:12.34)	0:25.41 [2] (0:12.56)	0:12.85 [2] (0:12.85)
Average Speed [km/h]	38.7	62.4	60.0	58.5	57.2	56.1
Top Speed [km/h]	60.9	63.2	61.5	59.5	58.1	57.2
Avg. Dist. to Rail [m]	5.4	1.6	1.1	0.4	0.5	2.0
Avg. Stride Freq. [Hz]	2.3	2.4	2.4	2.3	2.3	2.3
Avg. Stride Length [m]	4.7	7.1	7.1	7.0	6.9	6.7



- [] Ranking at each section and finish
- .-.- No data available at this section
- NA No data available



Horse/Jockey Name	Worldy Spirit
Final Rank	4
Fastest Section Time (Section)	0:09.31 (Overall)
Top Speed [km/h] (Section)	62.7 (Overall)
Race State	Finished



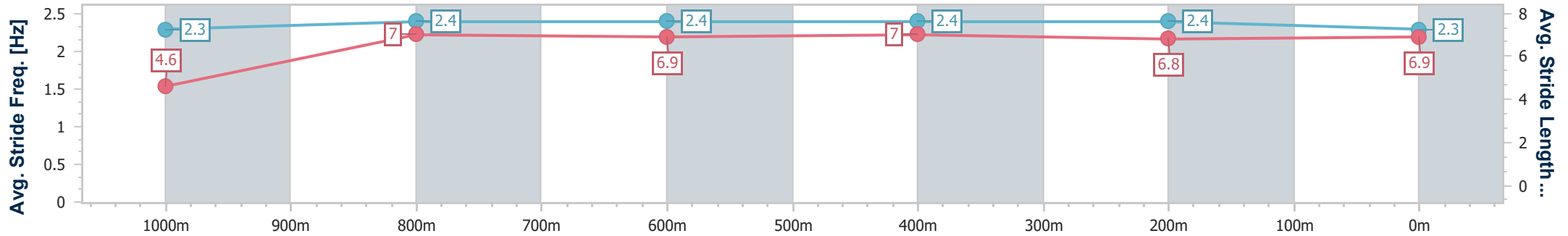
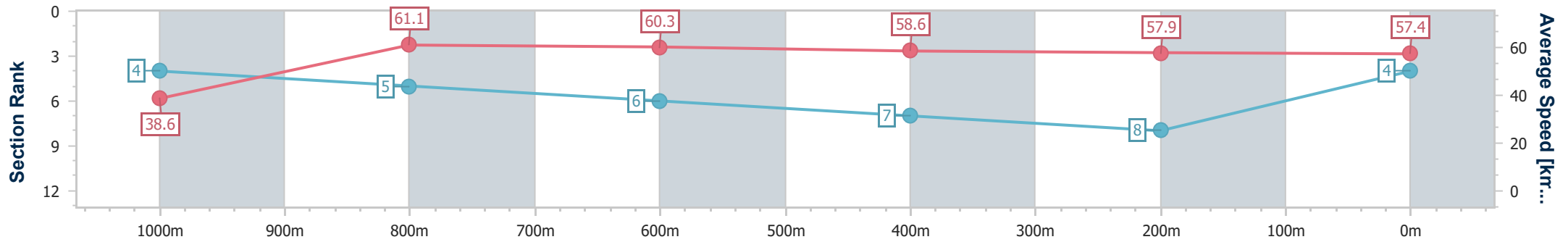
Toowoomba QLD Professional
Race 7: 1EQUINE - FOR THE EQUINE ATHLETE QTIS Three-Year-Old Maiden Plate - 1100m



06 July 2024 - 20:21

Track Rating: Soft 5 , Weather: Fine, Rail Position: +5m Entire

Section	Overall	1000m	800m	600m	400m	200m
Section Times	1:10.91 [4] (0:09.31)	1:01.60 [4] (0:12.00)	0:49.60 [5] (0:12.07)	0:37.53 [6] (0:12.45)	0:25.08 [7] (0:12.55)	0:12.53 [8] (0:12.53)
Average Speed [km/h]	38.6	61.1	60.3	58.6	57.9	57.4
Top Speed [km/h]	62.7	62.3	61.6	60.9	58.7	59.9
Avg. Dist. to Rail [m]	9.5	4.9	2.7	2.7	2.2	0.8
Avg. Stride Freq. [Hz]	2.3	2.4	2.4	2.4	2.4	2.3
Avg. Stride Length [m]	4.6	7.0	6.9	7.0	6.8	6.9



- [] Ranking at each section and finish
- .-.- No data available at this section
- NA No data available



Horse/Jockey Name	Brave Cowboy Bill
Final Rank	5
Fastest Section Time (Section)	0:09.40 (Overall)
Top Speed [km/h] (Section)	62.8 (800m)
Race State	Finished



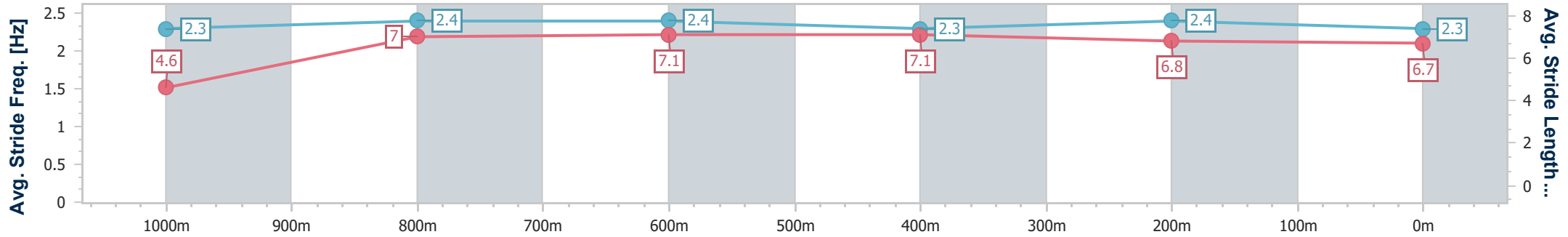
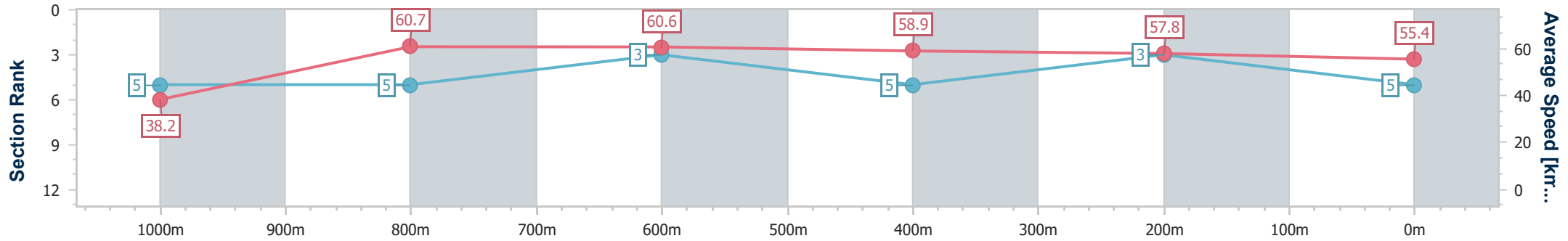
Toowoomba QLD Professional
 Race 7: 1EQUINE - FOR THE EQUINE ATHLETE QTIS Three-Year-Old Maiden Plate - 1100m



06 July 2024 - 20:21

Track Rating: Soft 5 , Weather: Fine, Rail Position: +5m Entire

Section	Overall	1000m	800m	600m	400m	200m
Section Times	1:10.96 [5] (0:09.40)	1:01.56 [5] (0:11.91)	0:49.65 [5] (0:11.89)	0:37.76 [3] (0:12.33)	0:25.43 [5] (0:12.42)	0:13.01 [3] (0:13.01)
Average Speed [km/h]	38.2	60.7	60.6	58.9	57.8	55.4
Top Speed [km/h]	57.7	62.4	62.8	60.4	58.6	56.9
Avg. Dist. to Rail [m]	2.7	0.4	1.9	1.2	0.6	2.0
Avg. Stride Freq. [Hz]	2.3	2.4	2.4	2.3	2.4	2.3
Avg. Stride Length [m]	4.6	7.0	7.1	7.1	6.8	6.7



- [] Ranking at each section and finish
- .-.- No data available at this section
- NA No data available



Horse/Jockey Name	Geraldine's Wish
Final Rank	6
Fastest Section Time (Section)	0:09.59 (Overall)
Top Speed [km/h] (Section)	63.1 (800m)
Race State	Finished



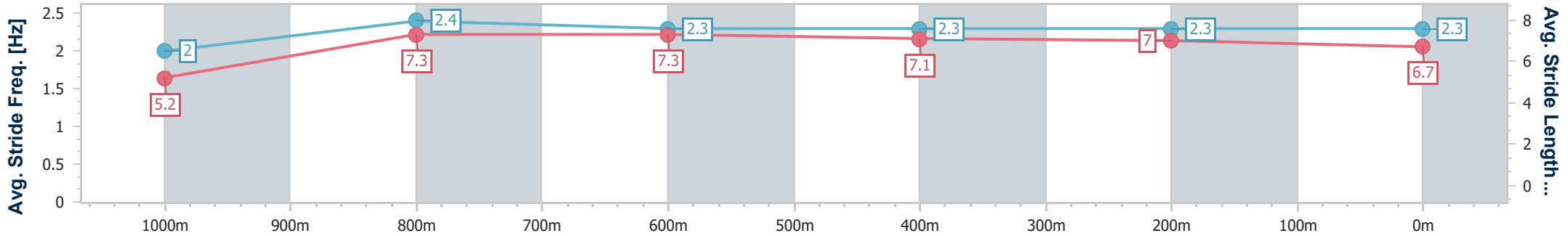
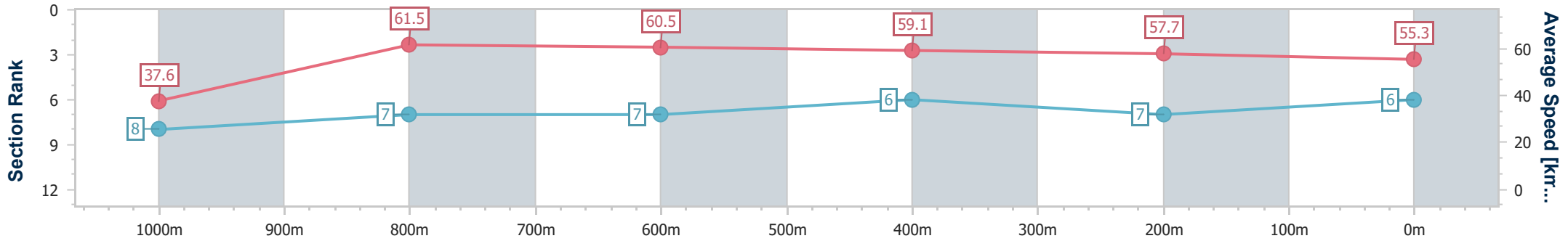
Toowoomba QLD Professional
 Race 7: 1EQUINE - FOR THE EQUINE ATHLETE QTIS Three-Year-Old Maiden Plate - 1100m



06 July 2024 - 20:21

Track Rating: Soft 5 , Weather: Fine, Rail Position: +5m Entire

Section	Overall	1000m	800m	600m	400m	200m
Section Times	1:11.34 [6] (0:09.59)	1:01.75 [8] (0:11.86)	0:49.89 [7] (0:12.03)	0:37.86 [7] (0:12.25)	0:25.61 [6] (0:12.57)	0:13.04 [7] (0:13.04)
Average Speed [km/h]	37.6	61.5	60.5	59.1	57.7	55.3
Top Speed [km/h]	59.4	62.4	63.1	60.3	58.8	58.5
Avg. Dist. to Rail [m]	4.3	3.6	2.5	1.2	3.0	5.0
Avg. Stride Freq. [Hz]	2.0	2.4	2.3	2.3	2.3	2.3
Avg. Stride Length [m]	5.2	7.3	7.3	7.1	7.0	6.7



- [] Ranking at each section and finish
- .-.-.- No data available at this section
- NA No data available



Horse/Jockey Name	Integrity Lane
Final Rank	7
Fastest Section Time (Section)	0:09.45 (Overall)
Top Speed [km/h] (Section)	63.3 (1000m)
Race State	Finished



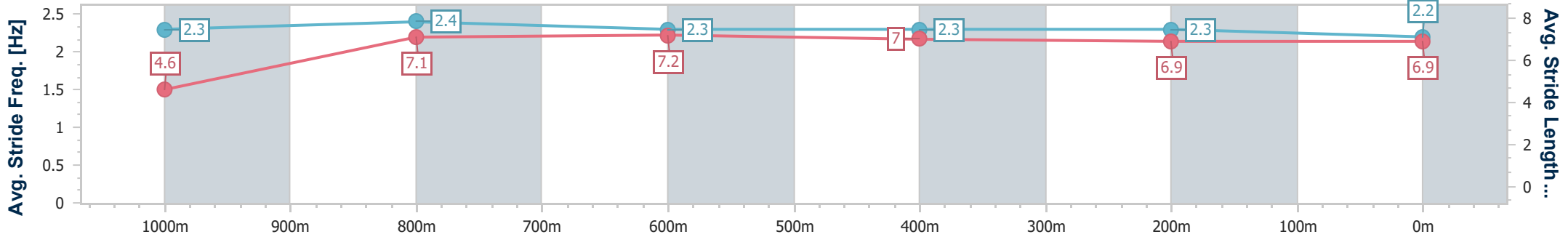
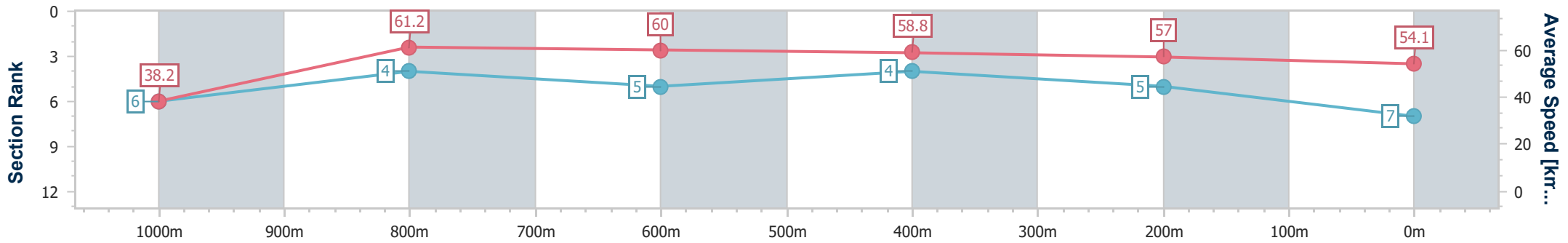
Toowoomba QLD Professional
 Race 7: 1EQUINE - FOR THE EQUINE ATHLETE QTIS Three-Year-Old Maiden Plate - 1100m



06 July 2024 - 20:21

Track Rating: Soft 5 , Weather: Fine, Rail Position: +5m Entire

Section	Overall	1000m	800m	600m	400m	200m
Section Times	1:11.44 [7] (0:09.45)	1:01.99 [6] (0:11.84)	0:50.15 [4] (0:11.97)	0:38.18 [5] (0:12.21)	0:25.97 [4] (0:12.67)	0:13.30 [5] (0:13.30)
Average Speed [km/h]	38.2	61.2	60.0	58.8	57.0	54.1
Top Speed [km/h]	60.2	63.3	61.4	62.1	58.6	55.1
Avg. Dist. to Rail [m]	7.3	2.8	1.3	0.9	1.8	1.5
Avg. Stride Freq. [Hz]	2.3	2.4	2.3	2.3	2.3	2.2
Avg. Stride Length [m]	4.6	7.1	7.2	7.0	6.9	6.9



- [] Ranking at each section and finish
- .-.- No data available at this section
- NA No data available



Horse/Jockey Name	Spiked
Final Rank	8
Fastest Section Time (Section)	0:09.28 (Overall)
Top Speed [km/h] (Section)	63.8 (1000m)
Race State	Finished



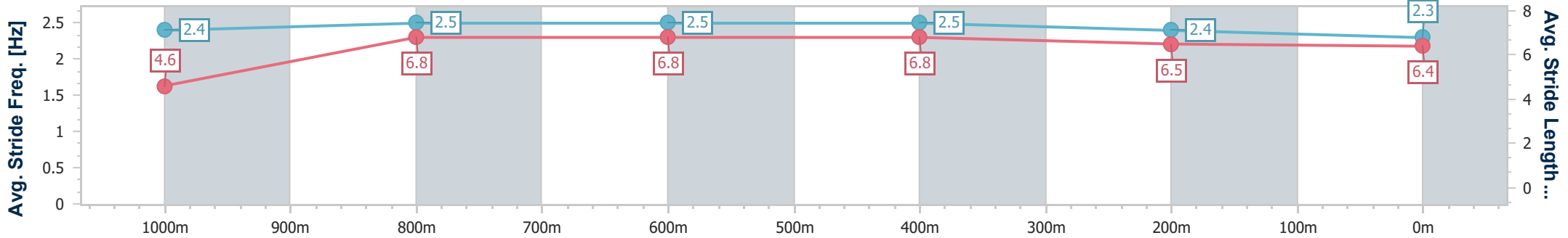
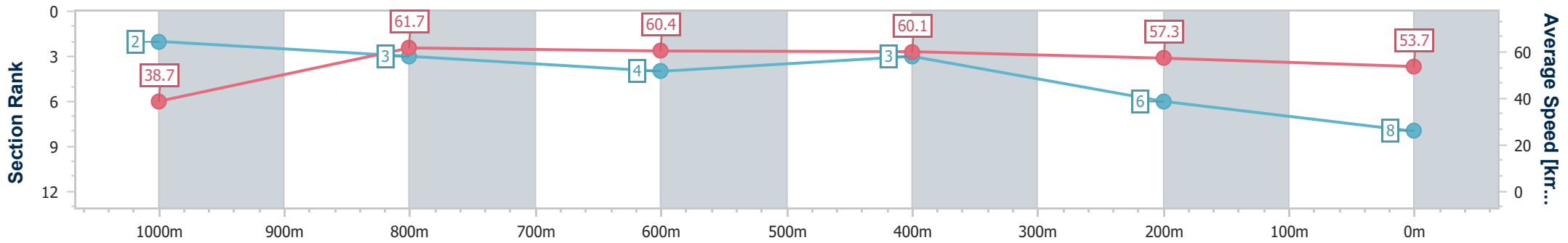
Toowoomba QLD Professional
 Race 7: 1EQUINE - FOR THE EQUINE ATHLETE QTIS Three-Year-Old Maiden Plate - 1100m



06 July 2024 - 20:21

Track Rating: Soft 5 , Weather: Fine, Rail Position: +5m Entire

Section	Overall	1000m	800m	600m	400m	200m
Section Times	1:11.56 [8] (0:09.28)	1:02.28 [2] (0:11.86)	0:50.42 [3] (0:12.08)	0:38.34 [4] (0:12.15)	0:26.19 [3] (0:12.79)	0:13.40 [6] (0:13.40)
Average Speed [km/h]	38.7	61.7	60.4	60.1	57.3	53.7
Top Speed [km/h]	59.8	63.8	61.9	62.7	59.0	56.0
Avg. Dist. to Rail [m]	7.8	4.4	4.2	2.7	4.5	4.0
Avg. Stride Freq. [Hz]	2.4	2.5	2.5	2.5	2.4	2.3
Avg. Stride Length [m]	4.6	6.8	6.8	6.8	6.5	6.4



- [] Ranking at each section and finish
- .-.- No data available at this section
- NA No data available



Horse/Jockey Name	My Sicada
Final Rank	9
Fastest Section Time (Section)	0:09.57 (Overall)
Top Speed [km/h] (Section)	61.8 (1000m)
Race State	Finished



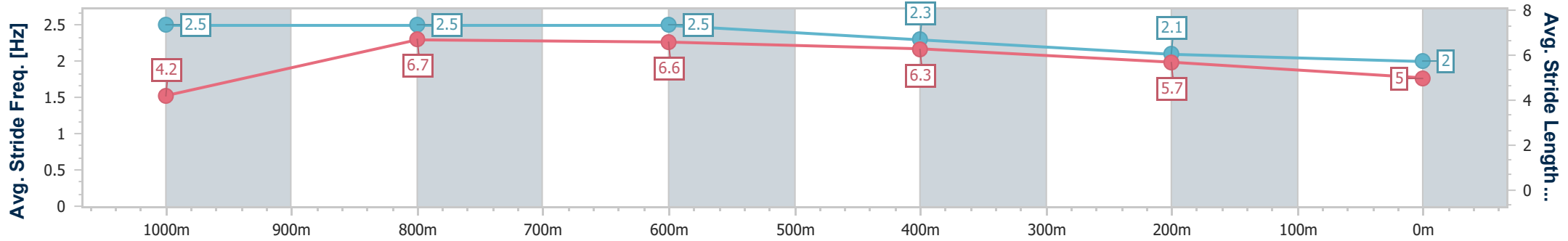
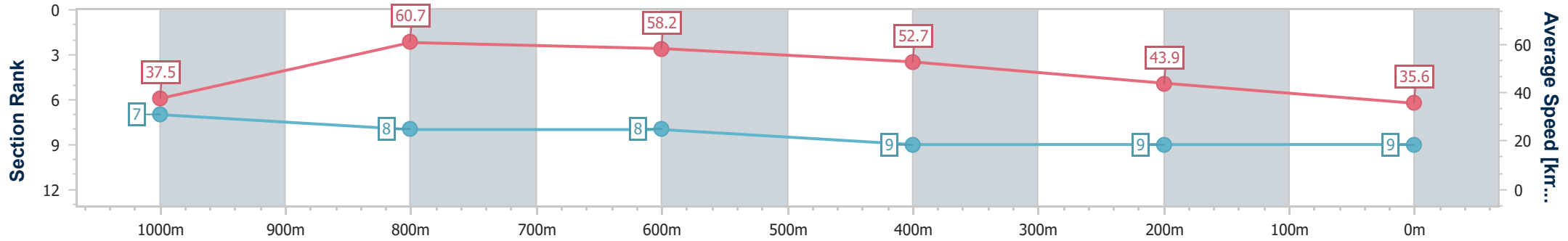
Toowoomba QLD Professional
 Race 7: 1EQUINE - FOR THE EQUINE ATHLETE QTIS Three-Year-Old Maiden Plate - 1100m



06 July 2024 - 20:21

Track Rating: Soft 5 , Weather: Fine, Rail Position: +5m Entire

Section	Overall	1000m	800m	600m	400m	200m
Section Times	1:24.29 [9] (0:09.57)	1:14.72 [7] (0:11.95)	1:02.77 [8] (0:12.44)	0:50.33 [8] (0:13.74)	0:36.59 [9] (0:16.45)	0:20.14 [9] (0:20.14)
Average Speed [km/h]	37.5	60.7	58.2	52.7	43.9	35.6
Top Speed [km/h]	59.5	61.8	60.7	56.7	47.7	40.0
Avg. Dist. to Rail [m]	6.9	1.8	1.9	1.3	0.7	1.3
Avg. Stride Freq. [Hz]	2.5	2.5	2.5	2.3	2.1	2.0
Avg. Stride Length [m]	4.2	6.7	6.6	6.3	5.7	5.0



- [] Ranking at each section and finish
- .-.- No data available at this section
- NA No data available



Toowoomba QLD Professional
Race 8: SEDL AGENCIES Maiden Handicap - 1000m
06 July 2024 - 20:54



Track Rating: Soft 5 , Weather: Fine, Rail Position: +5m Entire

Section								Overall	800m	600m	400m	200m	Last 600m	
Field Times								1:01.89 (0:14.38)	0:47.51 (0:11.28)	0:36.23 (0:12.04)	0:24.19 (0:12.29)	0:11.90 (0:11.90)	0:36.23	
Rank	TAB	Horse/Jockey	Barrier	Top Speed [km/h]	Fastest Section							Margin	Distance Travelled [m]	
1	2	SMART 'N' STYLISH Olivia Webb	5	64.0 800m	0:11.51 800m	1:01.89 [1] (0:14.79)	0:47.10 [5] (0:11.51)	0:35.59 [6] (0:11.93)	0:23.66 [6] (0:11.76)	0:11.90 [1] (0:11.90)	1:01.89	0:35.59		
2	8	ELLEYANNA Georgina Cartwright	1	64.2 800m	0:11.41 800m	1:02.34 [2] (0:14.47)	0:47.87 [2] (0:11.41)	0:36.46 [2] (0:12.02)	0:24.44 [2] (0:12.10)	0:12.34 [2] (0:12.34)	2.5L	0:36.46	+1	
3	9	DEMES GIRL Justin Stanley	8	65.2 800m	0:11.31 800m	1:02.41 [3] (0:14.81)	0:47.60 [6] (0:11.31)	0:36.29 [5] (0:11.96)	0:24.33 [5] (0:12.18)	0:12.15 [4] (0:12.15)	2.9L	0:36.29	+6	
4	12	BRYDELICIOUS Amy Graham	7	63.9 800m	0:11.48 800m	1:02.59 [4] (0:15.18)	0:47.41 [8] (0:11.48)	0:35.93 [8] (0:11.84)	0:24.09 [8] (0:11.93)	0:12.16 [5] (0:12.16)	3.9L	0:35.93	+3	
5	6	TSUKINO Jake Molloy	9	64.7 800m	0:11.43 800m	1:02.83 [5] (0:15.02)	0:47.81 [7] (0:11.43)	0:36.38 [7] (0:11.93)	0:24.45 [7] (0:12.24)	0:12.21 [7] (0:12.21)	5.2L	0:36.38	+7	
6	3	DUN WITH ROSES Nathan Fazackerley	12	65.3 800m	0:11.46 800m	1:03.04 [6] (0:14.60)	0:48.44 [4] (0:11.46)	0:36.98 [4] (0:11.99)	0:24.99 [3] (0:12.42)	0:12.57 [6] (0:12.57)	6.2L	0:36.98	+8	
7	5	CURIOUS MAGIC Luke Tarrant	10	67.0 800m	0:11.28 800m	1:03.28 [7] (0:14.38)	0:48.90 [1] (0:11.28)	0:37.62 [1] (0:12.04)	0:25.58 [1] (0:12.45)	0:13.13 [3] (0:13.13)	7.5L	0:37.62	+4	
8	7	MUSCATO CATH Kenji Yoshida	3	63.6 800m	0:11.65 800m	1:04.40 [8] (0:15.60)	0:48.80 [9] (0:11.65)	0:37.15 [9] (0:11.89)	0:25.26 [9] (0:12.23)	0:13.03 [9] (0:13.03)	14L	0:37.15	+3	
9	1	MASTER MIYAGI Les Tilley	6	65.5 800m	0:11.40 800m	1:05.30 [9] (0:14.48)	0:50.82 [3] (0:11.40)	0:39.42 [3] (0:12.20)	0:27.22 [4] (0:12.83)	0:14.39 [8] (0:14.39)	19.3L	0:39.42	+7	

Scratched: Oakfield Panther (#11), Supido Rose (#4), Fitasafiddle (#10)



Horse/Jockey Name	Smart 'N' Stylish
Final Rank	1
Fastest Section Time (Section)	0:11.51 (800m)
Top Speed [km/h] (Section)	64.0 (800m)
Race State	Finished

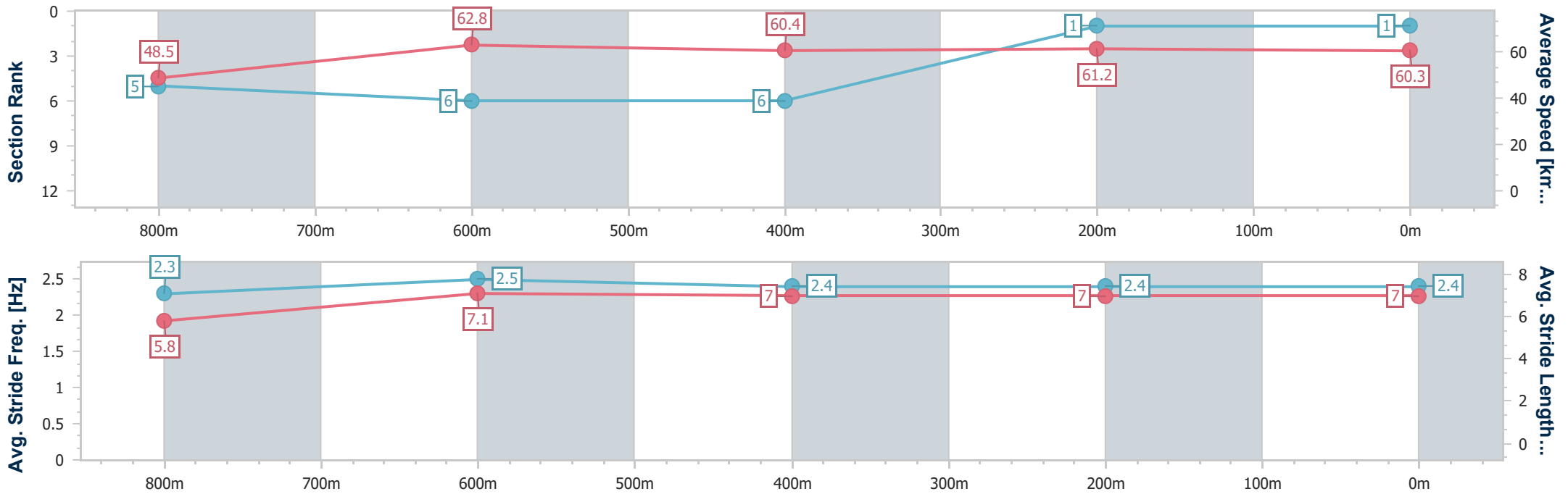


Toowoomba QLD Professional
Race 8: SEDL AGENCIES Maiden Handicap - 1000m



06 July 2024 - 20:54
Track Rating: Soft 5 , Weather: Fine, Rail Position: +5m Entire

Section	Overall	800m	600m	400m	200m
Section Times	1:01.89 [1] (0:14.79)	0:47.10 [5] (0:11.51)	0:35.59 [6] (0:11.93)	0:23.66 [6] (0:11.76)	0:11.90 [1] (0:11.90)
Average Speed [km/h]	48.5	62.8	60.4	61.2	60.3
Top Speed [km/h]	63.7	64.0	62.6	63.0	62.7
Avg. Dist. to Rail [m]	2.5	0.7	0.7	1.1	1.7
Avg. Stride Freq. [Hz]	2.3	2.5	2.4	2.4	2.4
Avg. Stride Length [m]	5.8	7.1	7.0	7.0	7.0



- [] Ranking at each section and finish
- .-.- No data available at this section
- NA No data available



Horse/Jockey Name	Elleyanna
Final Rank	2
Fastest Section Time (Section)	0:11.41 (800m)
Top Speed [km/h] (Section)	64.2 (800m)
Race State	Finished



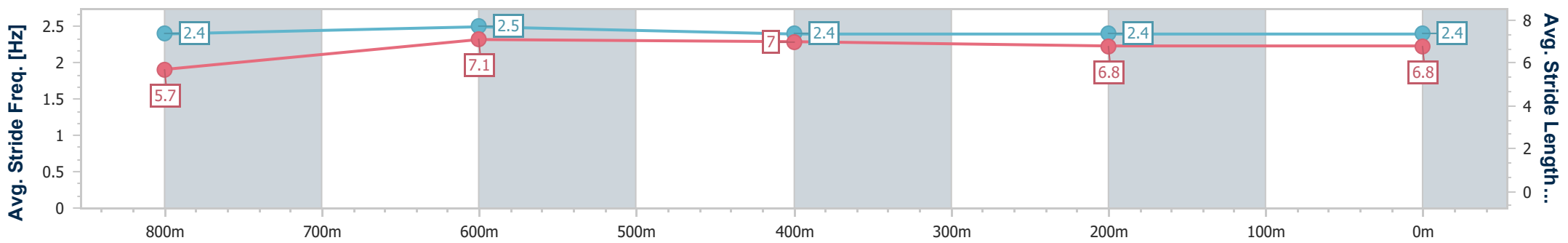
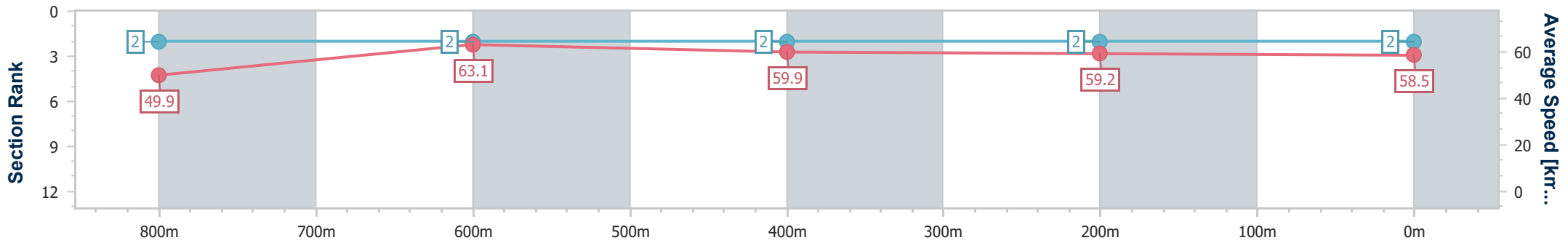
Toowoomba QLD Professional
Race 8: SEDL AGENCIES Maiden Handicap - 1000m



06 July 2024 - 20:54

Track Rating: Soft 5 , Weather: Fine, Rail Position: +5m Entire

Section	Overall	800m	600m	400m	200m
Section Times	1:02.34 [2] (0:14.47)	0:47.87 [2] (0:11.41)	0:36.46 [2] (0:12.02)	0:24.44 [2] (0:12.10)	0:12.34 [2] (0:12.34)
Average Speed [km/h]	49.9	63.1	59.9	59.2	58.5
Top Speed [km/h]	64.2	64.2	62.5	60.6	60.3
Avg. Dist. to Rail [m]	1.8	0.2	0.4	0.5	0.2
Avg. Stride Freq. [Hz]	2.4	2.5	2.4	2.4	2.4
Avg. Stride Length [m]	5.7	7.1	7.0	6.8	6.8



- [] Ranking at each section and finish
- .-.- No data available at this section
- NA No data available



Horse/Jockey Name	Demes Girl
Final Rank	3
Fastest Section Time (Section)	0:11.31 (800m)
Top Speed [km/h] (Section)	65.2 (800m)
Race State	Finished

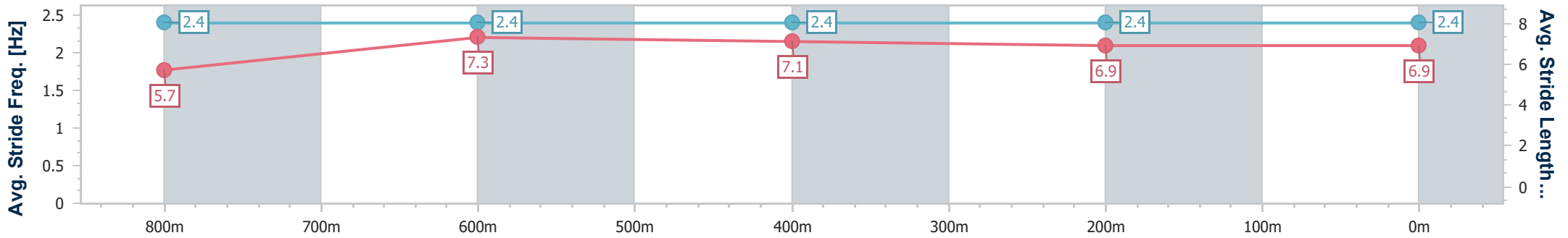
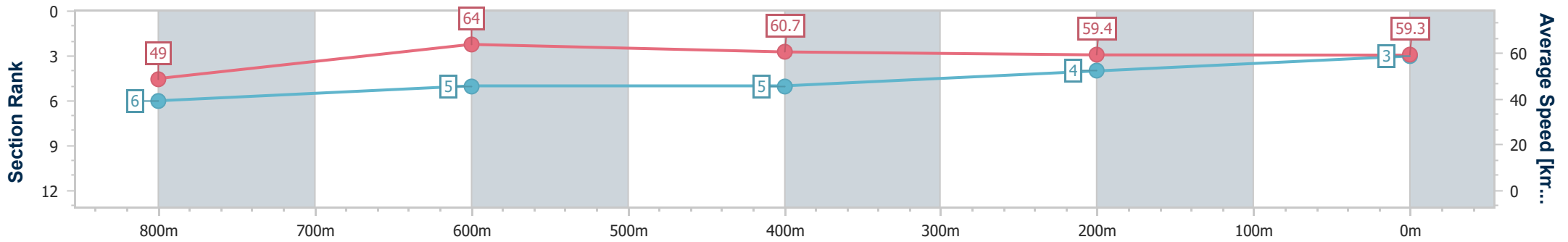


Toowoomba QLD Professional
Race 8: SEDL AGENCIES Maiden Handicap - 1000m



06 July 2024 - 20:54
Track Rating: Soft 5 , Weather: Fine, Rail Position: +5m Entire

Section	Overall	800m	600m	400m	200m
Section Times	1:02.41 [3] (0:14.81)	0:47.60 [6] (0:11.31)	0:36.29 [5] (0:11.96)	0:24.33 [5] (0:12.18)	0:12.15 [4] (0:12.15)
Average Speed [km/h]	49.0	64.0	60.7	59.4	59.3
Top Speed [km/h]	64.7	65.2	63.4	61.1	60.0
Avg. Dist. to Rail [m]	6.5	1.2	1.6	1.6	2.7
Avg. Stride Freq. [Hz]	2.4	2.4	2.4	2.4	2.4
Avg. Stride Length [m]	5.7	7.3	7.1	6.9	6.9



- [] Ranking at each section and finish
- .-.- No data available at this section
- NA No data available



Horse/Jockey Name	Brydelicious
Final Rank	4
Fastest Section Time (Section)	0:11.48 (800m)
Top Speed [km/h] (Section)	63.9 (800m)
Race State	Finished



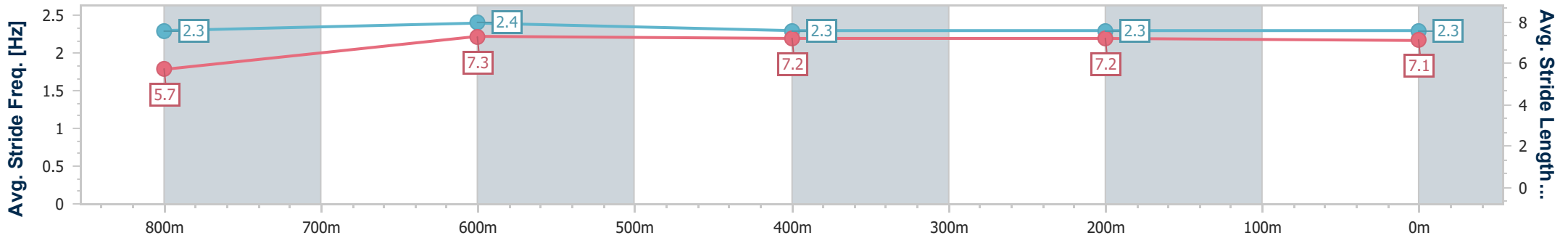
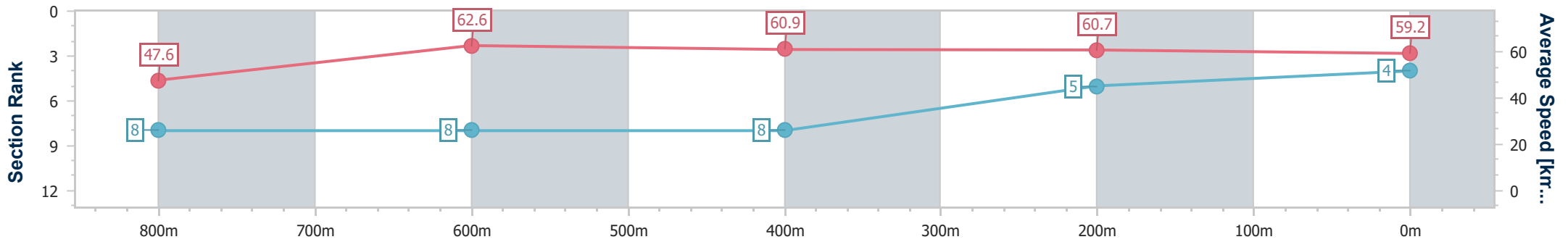
Toowoomba QLD Professional
Race 8: SEDL AGENCIES Maiden Handicap - 1000m



06 July 2024 - 20:54

Track Rating: Soft 5 , Weather: Fine, Rail Position: +5m Entire

Section	Overall	800m	600m	400m	200m
Section Times	1:02.59 [4] (0:15.18)	0:47.41 [8] (0:11.48)	0:35.93 [8] (0:11.84)	0:24.09 [8] (0:11.93)	0:12.16 [5] (0:12.16)
Average Speed [km/h]	47.6	62.6	60.9	60.7	59.2
Top Speed [km/h]	63.4	63.9	62.7	61.3	60.3
Avg. Dist. to Rail [m]	3.4	0.8	0.6	0.7	1.4
Avg. Stride Freq. [Hz]	2.3	2.4	2.3	2.3	2.3
Avg. Stride Length [m]	5.7	7.3	7.2	7.2	7.1



- [] Ranking at each section and finish
- .-.- No data available at this section
- NA No data available



Horse/Jockey Name	Tsukino
Final Rank	5
Fastest Section Time (Section)	0:11.43 (800m)
Top Speed [km/h] (Section)	64.7 (800m)
Race State	Finished



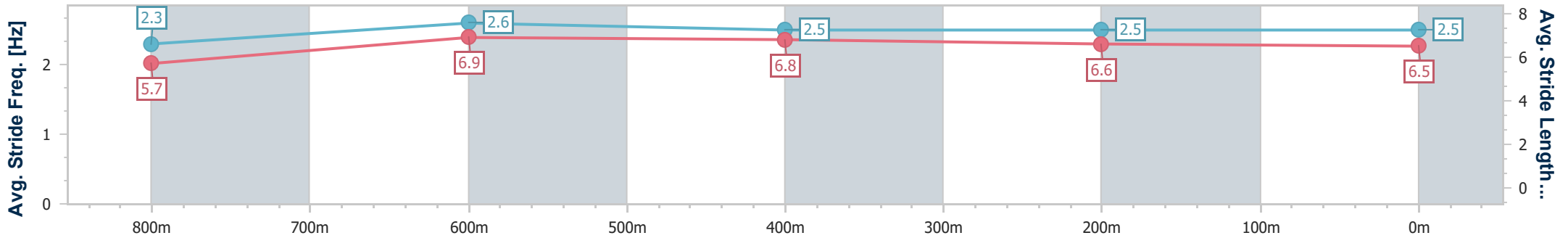
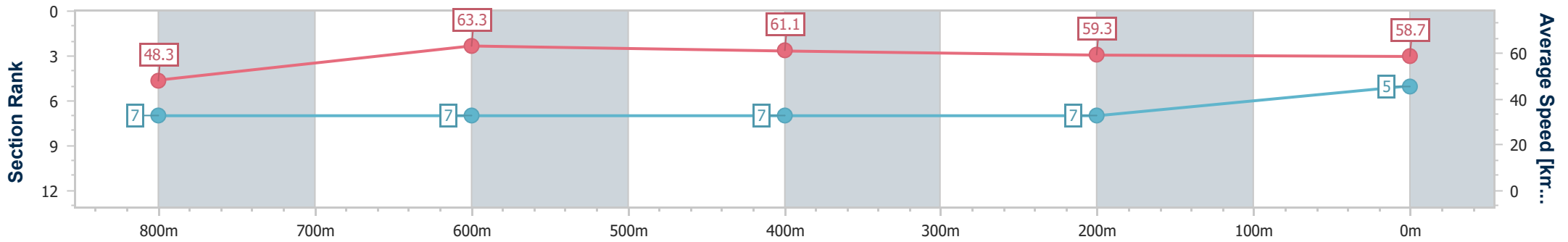
Toowoomba QLD Professional
Race 8: SEDL AGENCIES Maiden Handicap - 1000m



06 July 2024 - 20:54

Track Rating: Soft 5 , Weather: Fine, Rail Position: +5m Entire

Section	Overall	800m	600m	400m	200m
Section Times	1:02.83 [5] (0:15.02)	0:47.81 [7] (0:11.43)	0:36.38 [7] (0:11.93)	0:24.45 [7] (0:12.24)	0:12.21 [7] (0:12.21)
Average Speed [km/h]	48.3	63.3	61.1	59.3	58.7
Top Speed [km/h]	63.7	64.7	62.2	60.8	60.2
Avg. Dist. to Rail [m]	4.2	2.1	2.3	2.5	3.6
Avg. Stride Freq. [Hz]	2.3	2.6	2.5	2.5	2.5
Avg. Stride Length [m]	5.7	6.9	6.8	6.6	6.5



- [] Ranking at each section and finish
- .-.- No data available at this section
- NA No data available



Horse/Jockey Name	Dun With Roses
Final Rank	6
Fastest Section Time (Section)	0:11.46 (800m)
Top Speed [km/h] (Section)	65.3 (800m)
Race State	Finished

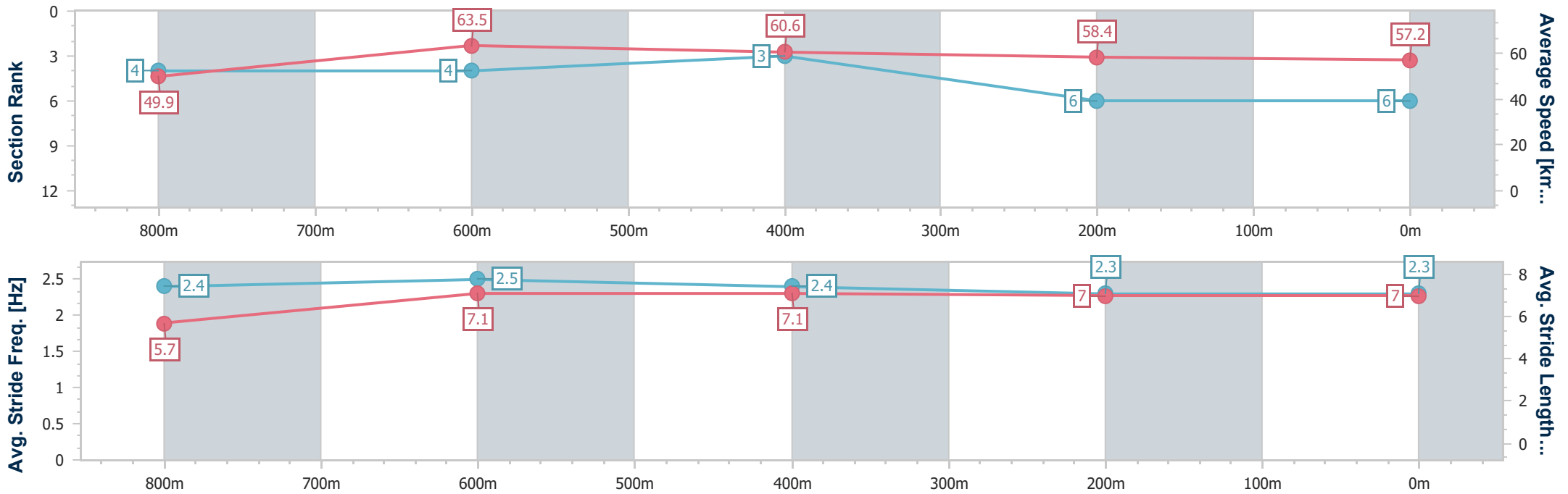


Toowoomba QLD Professional
Race 8: SEDL AGENCIES Maiden Handicap - 1000m



06 July 2024 - 20:54
Track Rating: Soft 5 , Weather: Fine, Rail Position: +5m Entire

Section	Overall	800m	600m	400m	200m
Section Times	1:03.04 [6] (0:14.60)	0:48.44 [4] (0:11.46)	0:36.98 [4] (0:11.99)	0:24.99 [3] (0:12.42)	0:12.57 [6] (0:12.57)
Average Speed [km/h]	49.9	63.5	60.6	58.4	57.2
Top Speed [km/h]	65.2	65.3	62.9	59.3	58.8
Avg. Dist. to Rail [m]	6.6	2.5	2.2	1.5	2.5
Avg. Stride Freq. [Hz]	2.4	2.5	2.4	2.3	2.3
Avg. Stride Length [m]	5.7	7.1	7.1	7.0	7.0



- [] Ranking at each section and finish
- .-.- No data available at this section
- NA No data available



Horse/Jockey Name	Curious Magic
Final Rank	7
Fastest Section Time (Section)	0:11.28 (800m)
Top Speed [km/h] (Section)	67.0 (800m)
Race State	Finished



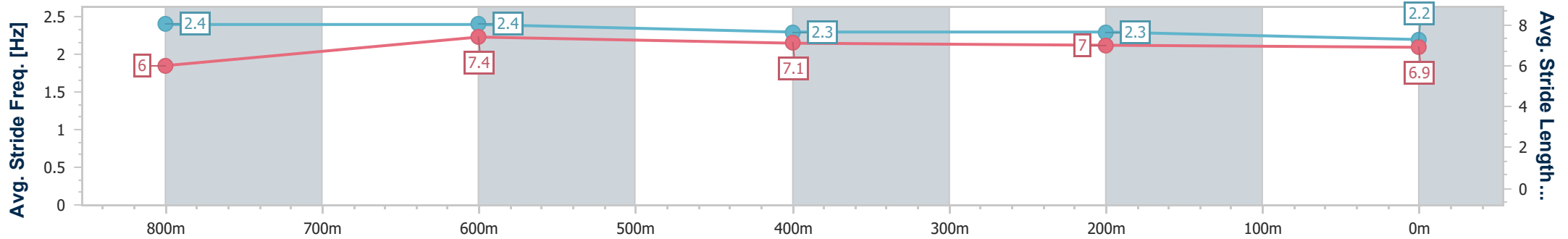
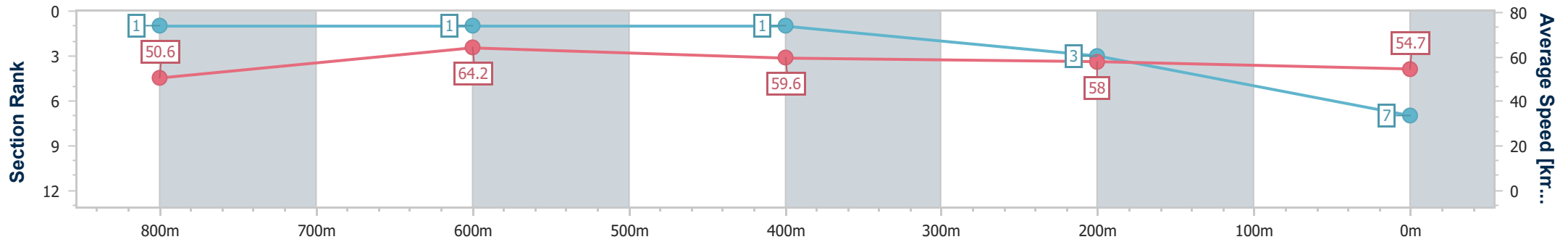
Toowoomba QLD Professional
Race 8: SEDL AGENCIES Maiden Handicap - 1000m



06 July 2024 - 20:54

Track Rating: Soft 5 , Weather: Fine, Rail Position: +5m Entire

Section	Overall	800m	600m	400m	200m
Section Times	1:03.28 [7] (0:14.38)	0:48.90 [1] (0:11.28)	0:37.62 [1] (0:12.04)	0:25.58 [1] (0:12.45)	0:13.13 [3] (0:13.13)
Average Speed [km/h]	50.6	64.2	59.6	58.0	54.7
Top Speed [km/h]	65.9	67.0	61.5	59.7	56.1
Avg. Dist. to Rail [m]	4.9	1.1	0.3	0.8	1.3
Avg. Stride Freq. [Hz]	2.4	2.4	2.3	2.3	2.2
Avg. Stride Length [m]	6.0	7.4	7.1	7.0	6.9



- [] Ranking at each section and finish
- .-.- No data available at this section
- NA No data available



Horse/Jockey Name	Muscato Cath
Final Rank	8
Fastest Section Time (Section)	0:11.65 (800m)
Top Speed [km/h] (Section)	63.6 (800m)
Race State	Finished

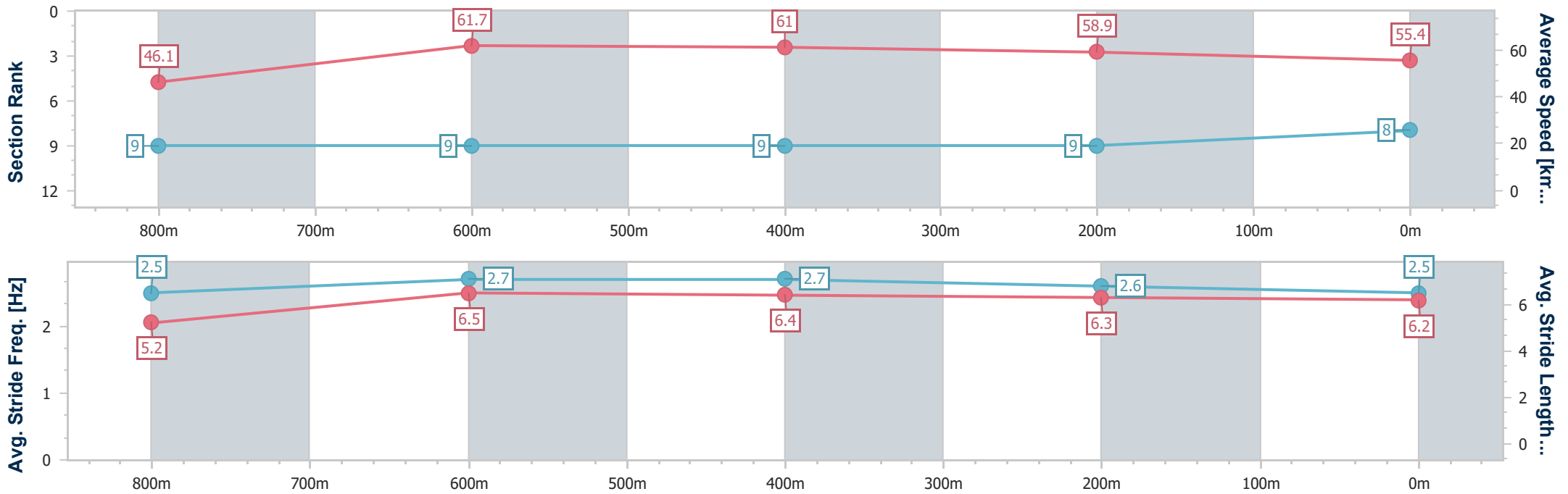


Toowoomba QLD Professional
Race 8: SEDL AGENCIES Maiden Handicap - 1000m



06 July 2024 - 20:54
Track Rating: Soft 5 , Weather: Fine, Rail Position: +5m Entire

Section	Overall	800m	600m	400m	200m
Section Times	1:04.40 [8] (0:15.60)	0:48.80 [9] (0:11.65)	0:37.15 [9] (0:11.89)	0:25.26 [9] (0:12.23)	0:13.03 [9] (0:13.03)
Average Speed [km/h]	46.1	61.7	61.0	58.9	55.4
Top Speed [km/h]	60.3	63.6	63.5	61.3	56.5
Avg. Dist. to Rail [m]	2.5	0.7	1.0	1.0	1.5
Avg. Stride Freq. [Hz]	2.5	2.7	2.7	2.6	2.5
Avg. Stride Length [m]	5.2	6.5	6.4	6.3	6.2



- [] Ranking at each section and finish
- .-.- No data available at this section
- NA No data available



Horse/Jockey Name	Master Miyagi
Final Rank	9
Fastest Section Time (Section)	0:11.40 (800m)
Top Speed [km/h] (Section)	65.5 (800m)
Race State	Finished

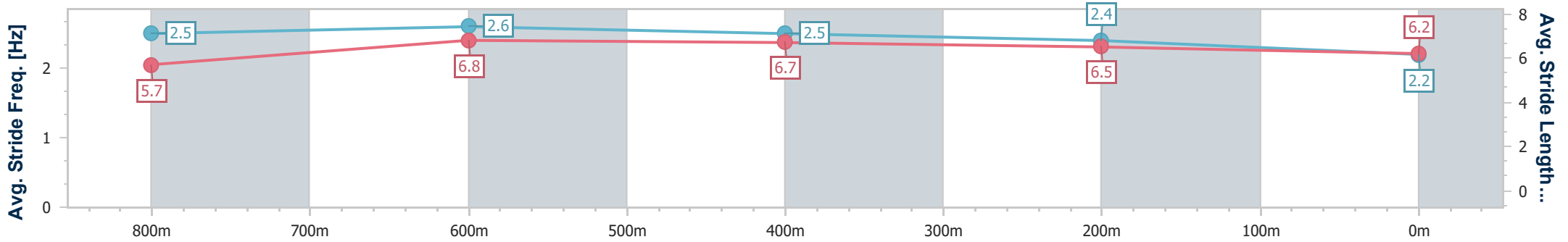
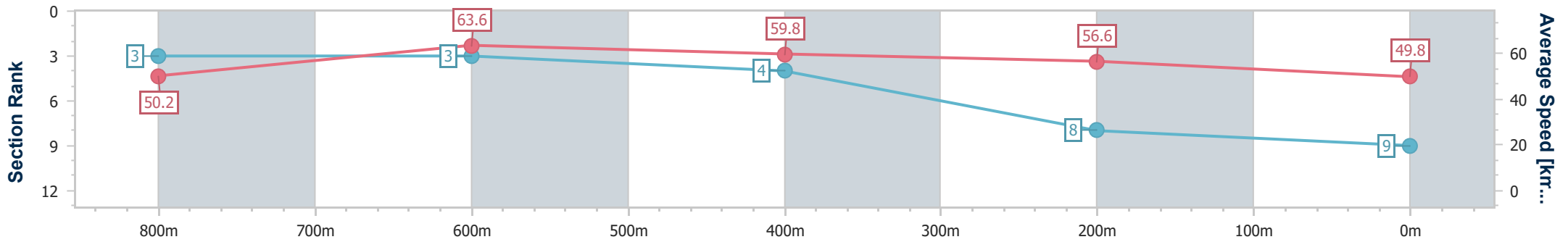


Toowoomba QLD Professional
Race 8: SEDL AGENCIES Maiden Handicap - 1000m



06 July 2024 - 20:54
Track Rating: Soft 5 , Weather: Fine, Rail Position: +5m Entire

Section	Overall	800m	600m	400m	200m
Section Times	1:05.30 [9] (0:14.48)	0:50.82 [3] (0:11.40)	0:39.42 [3] (0:12.20)	0:27.22 [4] (0:12.83)	0:14.39 [8] (0:14.39)
Average Speed [km/h]	50.2	63.6	59.8	56.6	49.8
Top Speed [km/h]	64.3	65.5	62.3	58.9	53.9
Avg. Dist. to Rail [m]	4.4	2.6	2.0	2.4	1.3
Avg. Stride Freq. [Hz]	2.5	2.6	2.5	2.4	2.2
Avg. Stride Length [m]	5.7	6.8	6.7	6.5	6.2



- [] Ranking at each section and finish
- .-.- No data available at this section
- NA No data available