



Sunshine Coast QLD Professional
Race 1: BUTLER MCDERMOTT LAWYERS BRUCE MCLACHLAN
CLASSIC QTIS 2YO Handicap - 1000m
06 July 2024 - 12:24



Track Rating: Heavy 10, Weather: Showers, Rail Position: True

Section		Overall	800m	600m	400m	200m	Last 600m					
Field Times		1:02.86 (0:13.67)	0:49.19 (0:11.26)	0:37.93 (0:11.89)	0:26.04 (0:12.18)	0:13.86 (0:13.86)	0:37.93					
Rank	TAB Horse/Jockey	Barrier	Top Speed [km/h]	Fastest Section	Margin			Distance Travelled [m]				
1	2 SHOWS A SIGN Les Tilley	9	67.2 800m	0:11.26 800m	1:02.86 [1] (0:13.67)	0:49.19 [1] (0:11.26)	0:37.93 [1] (0:11.89)	0:26.04 [1] (0:12.18)	0:13.86 [1] (0:13.86)	1:02.86	0:37.93	
2	8 BONFIRE SPARK Robbie Dolan	6	66.3 800m	0:11.48 800m	1:03.03 [2] (0:13.82)	0:49.21 [4] (0:11.48)	0:37.73 [5] (0:12.04)	0:25.69 [4] (0:11.98)	0:13.71 [2] (0:13.71)	0.8L	0:37.73	+5
3	10 TORO STRIKE Rachel King	8	64.6 800m	0:11.58 800m	1:03.24 [3] (0:13.94)	0:49.30 [6] (0:11.58)	0:37.72 [7] (0:12.18)	0:25.54 [7] (0:12.14)	0:13.40 [6] (0:13.40)	2.1L	0:37.72	+4
4	9 KING SPIRIT Ryan Maloney	12	64.8 800m	0:11.39 800m	1:03.25 [4] (0:13.86)	0:49.39 [5] (0:11.39)	0:38.00 [4] (0:12.36)	0:25.64 [6] (0:12.20)	0:13.44 [5] (0:13.44)	2.2L	0:38.00	+6
5	14 MISHY Samantha Collett	3	65.3 800m	0:11.29 800m	1:03.68 [5] (0:14.78)	0:48.90 [8] (0:11.29)	0:37.61 [8] (0:11.77)	0:25.84 [8] (0:12.26)	0:13.58 [8] (0:13.58)	4.7L	0:37.61	-3
6	5 HEAD CASE Cejay Graham	2	65.9 800m	0:11.23 800m	1:03.79 [6] (0:14.18)	0:49.61 [7] (0:11.23)	0:38.38 [6] (0:12.11)	0:26.27 [5] (0:12.16)	0:14.11 [4] (0:14.11)	5.2L	0:38.38	-2
7	7 SHEHUNGTHEMOON Damien Thornton	1	66.5 800m	0:11.27 800m	1:03.95 [7] (0:13.76)	0:50.19 [2] (0:11.27)	0:38.92 [3] (0:11.95)	0:26.97 [2] (0:12.59)	0:14.38 [3] (0:14.38)	6L	0:38.92	+2
8	6 RHUMB LINE Emily Lang	7	65.4 800m	0:11.25 800m	1:04.02 [8] (0:13.76)	0:50.26 [3] (0:11.25)	0:39.01 [2] (0:12.23)	0:26.78 [3] (0:12.71)	0:14.07 [7] (0:14.07)	6.3L	0:39.01	+2

Scratched: Paleface Ringo (#4), Zouchase (#12), Vorkuta (#11), Defiant Boom (#1), Sujeed (#3), Moulin Miss (#13)



Horse/Jockey Name	Shows A Sign
Final Rank	1
Fastest Section Time (Section)	0:11.26 (800m)
Top Speed [km/h] (Section)	67.2 (800m)
Race State	Finished



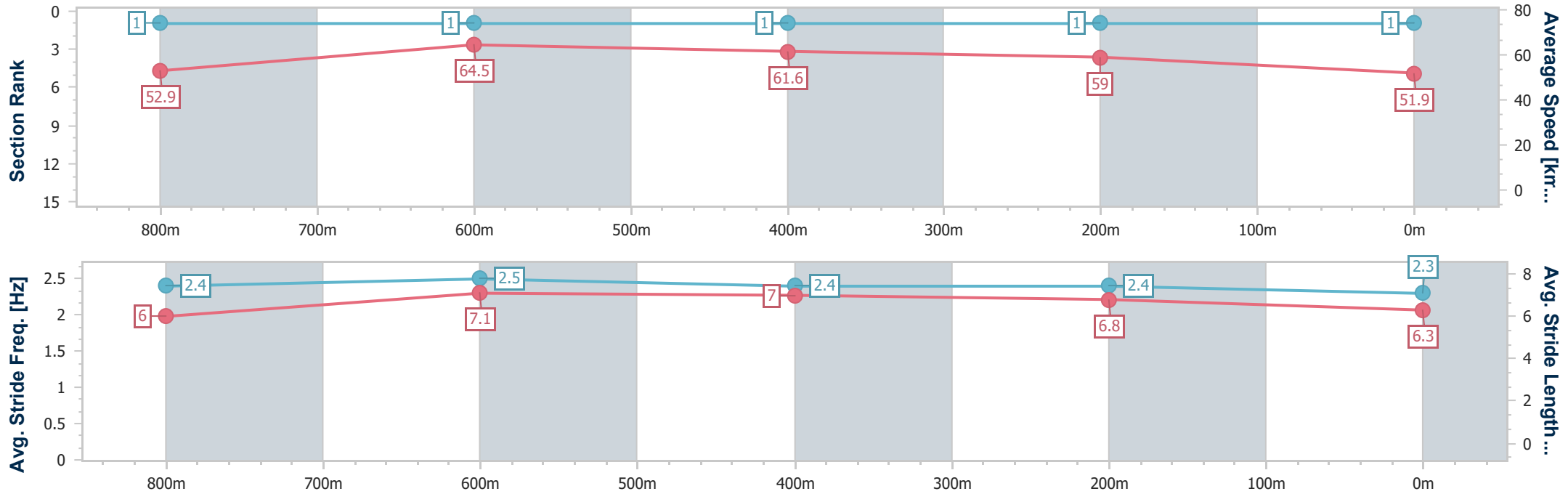
Sunshine Coast QLD Professional
 Race 1: BUTLER MCDERMOTT LAWYERS BRUCE
 MCLACHLAN CLASSIC QTIS 2YO Handicap - 1000m



06 July 2024 - 12:24

Track Rating: Heavy 10, Weather: Showers, Rail Position: True

Section	Overall	800m	600m	400m	200m
Section Times	1:02.86 [1] (0:13.67)	0:49.19 [1] (0:11.26)	0:37.93 [1] (0:11.89)	0:26.04 [1] (0:12.18)	0:13.86 [1] (0:13.86)
Average Speed [km/h]	52.9	64.5	61.6	59.0	51.9
Top Speed [km/h]	67.1	67.2	63.8	62.4	56.8
Avg. Dist. to Rail [m]	11.3	3.7	2.7	5.1	6.2
Avg. Stride Freq. [Hz]	2.4	2.5	2.4	2.4	2.3
Avg. Stride Length [m]	6.0	7.1	7.0	6.8	6.3



- [] Ranking at each section and finish
- .-.- No data available at this section
- NA No data available



Horse/Jockey Name	Bonfire Spark
Final Rank	2
Fastest Section Time (Section)	0:11.48 (800m)
Top Speed [km/h] (Section)	66.3 (800m)
Race State	Finished



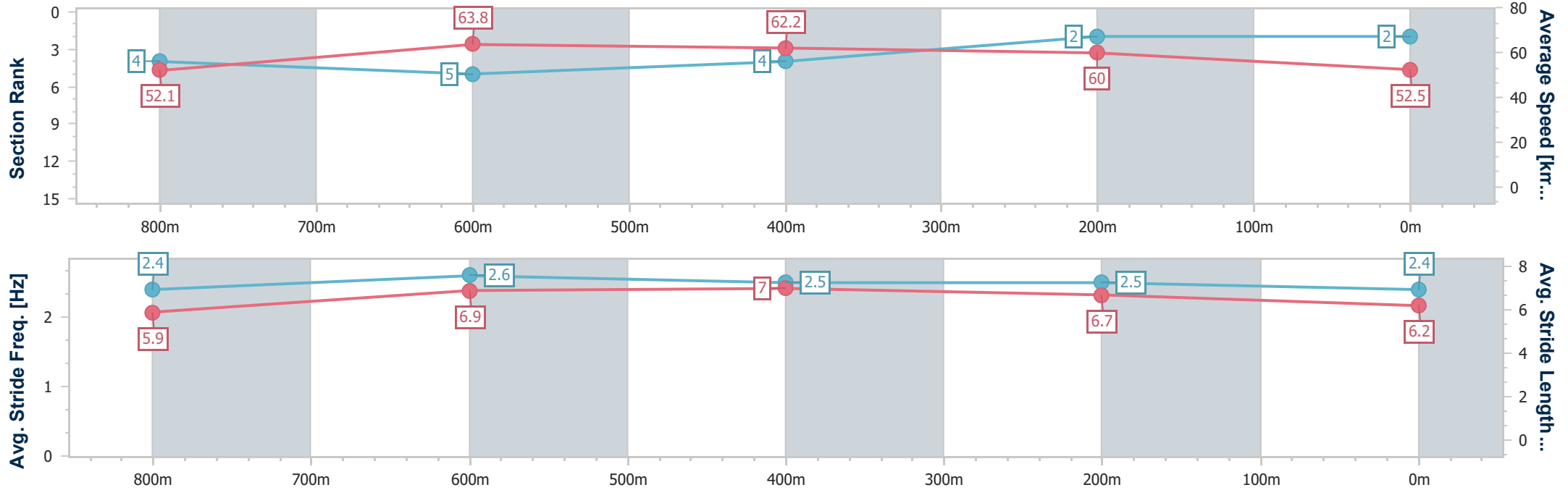
Sunshine Coast QLD Professional
 Race 1: BUTLER MCDERMOTT LAWYERS BRUCE
 MCLACHLAN CLASSIC QTIS 2YO Handicap - 1000m



06 July 2024 - 12:24

Track Rating: Heavy 10, Weather: Showers, Rail Position: True

Section	Overall	800m	600m	400m	200m
Section Times	1:03.03 [2] (0:13.82)	0:49.21 [4] (0:11.48)	0:37.73 [5] (0:12.04)	0:25.69 [4] (0:11.98)	0:13.71 [2] (0:13.71)
Average Speed [km/h]	52.1	63.8	62.2	60.0	52.5
Top Speed [km/h]	66.2	66.3	63.4	61.5	56.4
Avg. Dist. to Rail [m]	8.1	4.4	6.8	11.0	8.2
Avg. Stride Freq. [Hz]	2.4	2.6	2.5	2.5	2.4
Avg. Stride Length [m]	5.9	6.9	7.0	6.7	6.2



- [] Ranking at each section and finish
- .-.- No data available at this section
- NA No data available



Horse/Jockey Name	Toro Strike
Final Rank	3
Fastest Section Time (Section)	0:11.58 (800m)
Top Speed [km/h] (Section)	64.6 (800m)
Race State	Finished



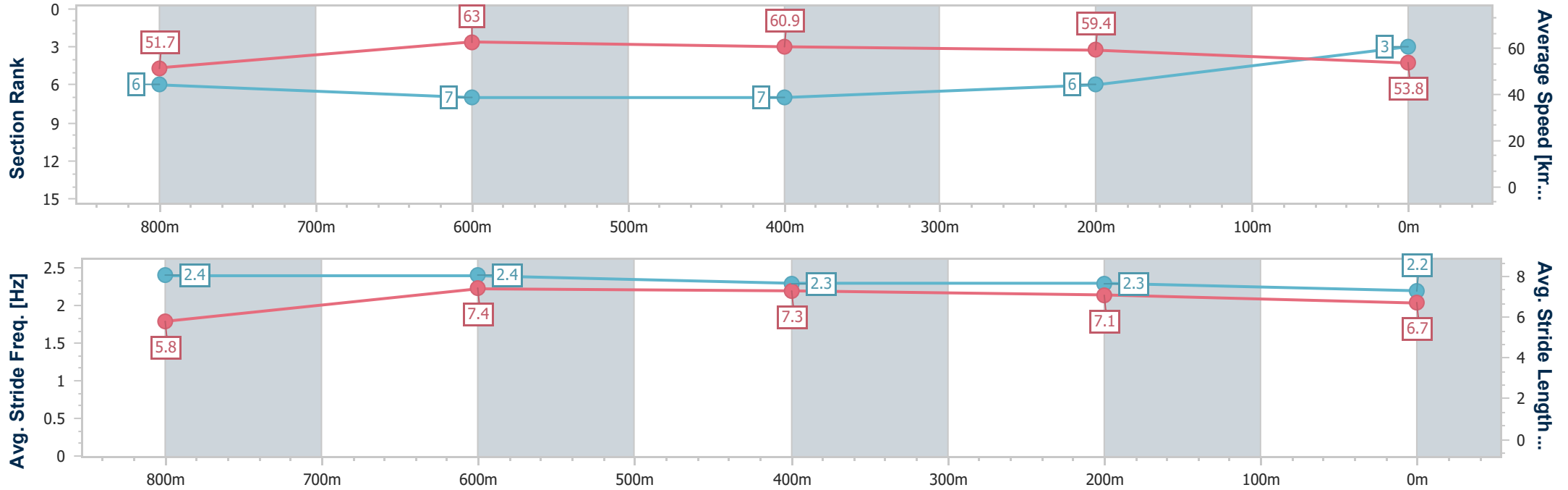
Sunshine Coast QLD Professional
 Race 1: BUTLER MCDERMOTT LAWYERS BRUCE
 MCLACHLAN CLASSIC QTIS 2YO Handicap - 1000m



06 July 2024 - 12:24

Track Rating: Heavy 10, Weather: Showers, Rail Position: True

Section	Overall	800m	600m	400m	200m
Section Times	1:03.24 [3] (0:13.94)	0:49.30 [6] (0:11.58)	0:37.72 [7] (0:12.18)	0:25.54 [7] (0:12.14)	0:13.40 [6] (0:13.40)
Average Speed [km/h]	51.7	63.0	60.9	59.4	53.8
Top Speed [km/h]	63.5	64.6	62.4	60.0	57.9
Avg. Dist. to Rail [m]	10.9	4.5	4.9	6.3	4.9
Avg. Stride Freq. [Hz]	2.4	2.4	2.3	2.3	2.2
Avg. Stride Length [m]	5.8	7.4	7.3	7.1	6.7



- [] Ranking at each section and finish
- .-.- No data available at this section
- NA No data available



Horse/Jockey Name	King Spirit
Final Rank	4
Fastest Section Time (Section)	0:11.39 (800m)
Top Speed [km/h] (Section)	64.8 (800m)
Race State	Finished



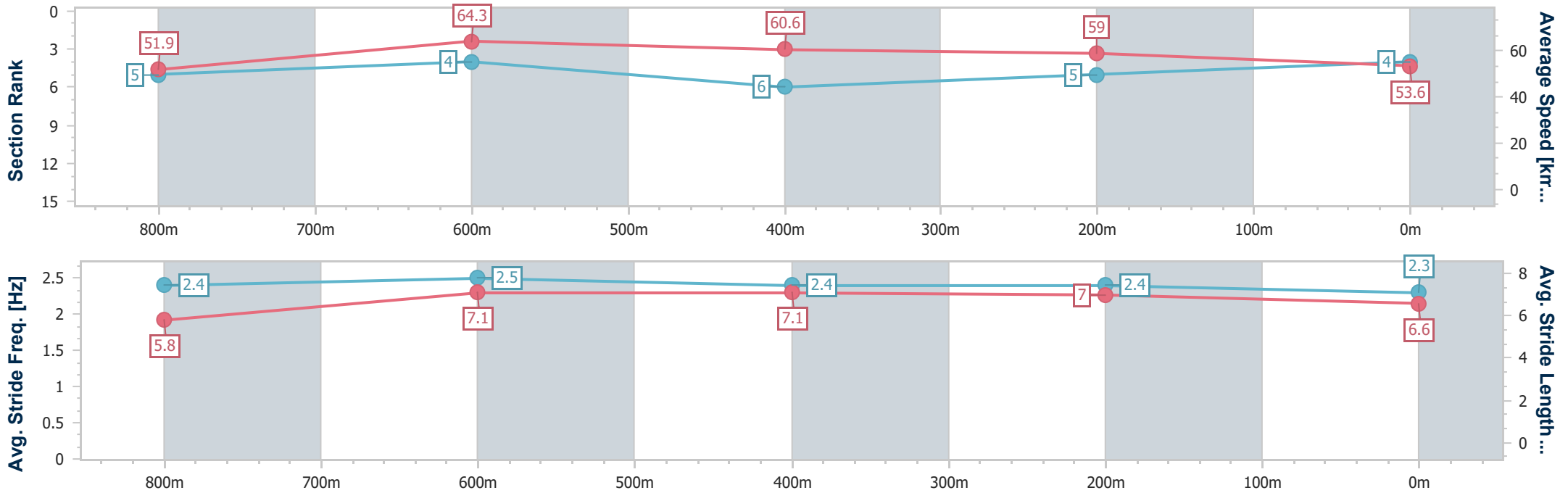
Sunshine Coast QLD Professional
 Race 1: BUTLER MCDERMOTT LAWYERS BRUCE
 MCLACHLAN CLASSIC QTIS 2YO Handicap - 1000m



06 July 2024 - 12:24

Track Rating: Heavy 10, Weather: Showers, Rail Position: True

Section	Overall	800m	600m	400m	200m
Section Times	1:03.25 [4] (0:13.86)	0:49.39 [5] (0:11.39)	0:38.00 [4] (0:12.36)	0:25.64 [6] (0:12.20)	0:13.44 [5] (0:13.44)
Average Speed [km/h]	51.9	64.3	60.6	59.0	53.6
Top Speed [km/h]	64.6	64.8	63.6	60.8	57.3
Avg. Dist. to Rail [m]	12.7	5.0	6.7	9.6	8.7
Avg. Stride Freq. [Hz]	2.4	2.5	2.4	2.4	2.3
Avg. Stride Length [m]	5.8	7.1	7.1	7.0	6.6



- [] Ranking at each section and finish
- .-.- No data available at this section
- NA No data available



Horse/Jockey Name	Mishy
Final Rank	5
Fastest Section Time (Section)	0:11.29 (800m)
Top Speed [km/h] (Section)	65.3 (800m)
Race State	Finished



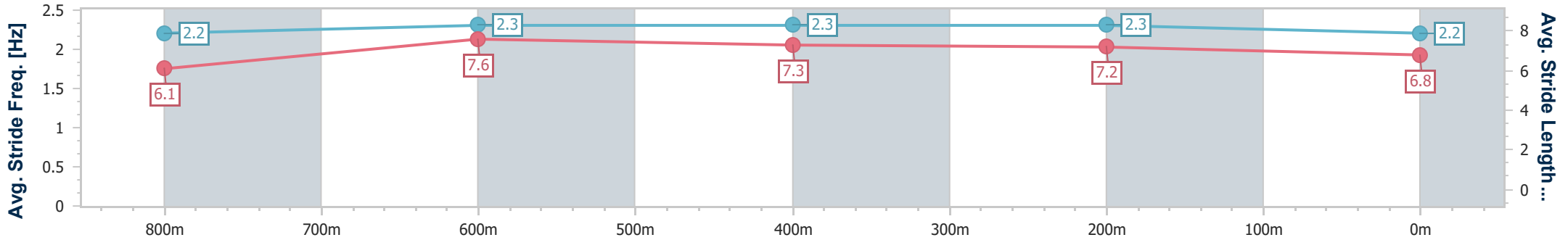
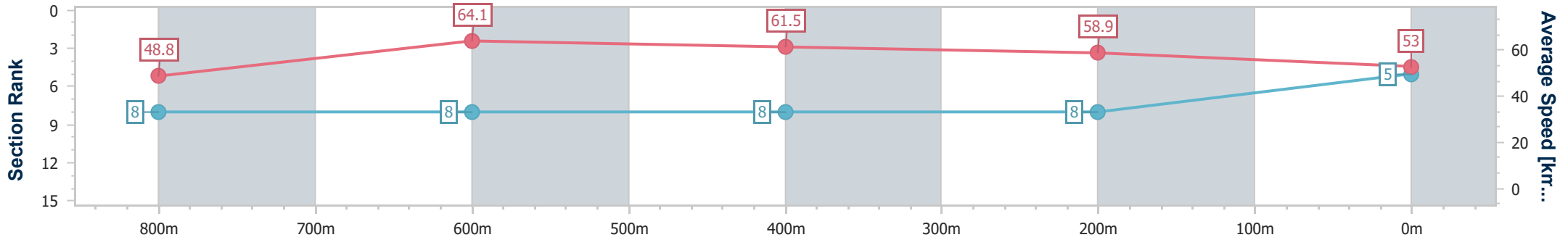
Sunshine Coast QLD Professional
 Race 1: BUTLER MCDERMOTT LAWYERS BRUCE
 MCLACHLAN CLASSIC QTIS 2YO Handicap - 1000m



06 July 2024 - 12:24

Track Rating: Heavy 10, Weather: Showers, Rail Position: True

Section	Overall	800m	600m	400m	200m
Section Times	1:03.68 [5] (0:14.78)	0:48.90 [8] (0:11.29)	0:37.61 [8] (0:11.77)	0:25.84 [8] (0:12.26)	0:13.58 [8] (0:13.58)
Average Speed [km/h]	48.8	64.1	61.5	58.9	53.0
Top Speed [km/h]	62.9	65.3	63.5	60.1	57.0
Avg. Dist. to Rail [m]	7.9	2.5	0.9	3.6	4.0
Avg. Stride Freq. [Hz]	2.2	2.3	2.3	2.3	2.2
Avg. Stride Length [m]	6.1	7.6	7.3	7.2	6.8



- [] Ranking at each section and finish
- .-.- No data available at this section
- NA No data available



Horse/Jockey Name	Head Case
Final Rank	6
Fastest Section Time (Section)	0:11.23 (800m)
Top Speed [km/h] (Section)	65.9 (800m)
Race State	Finished



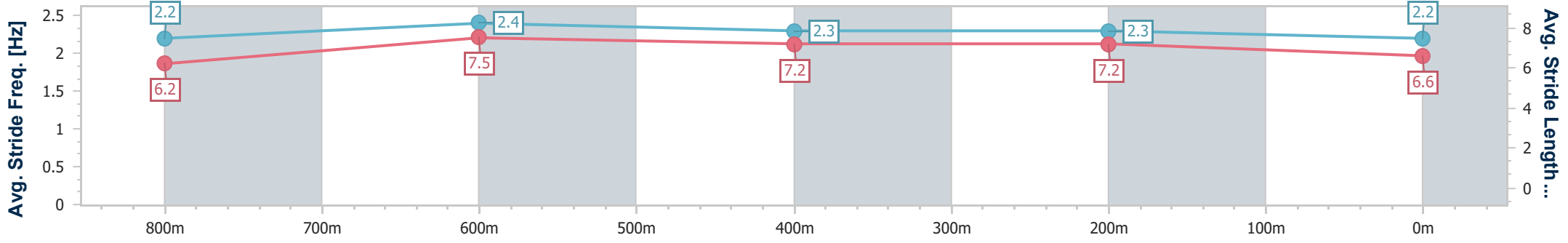
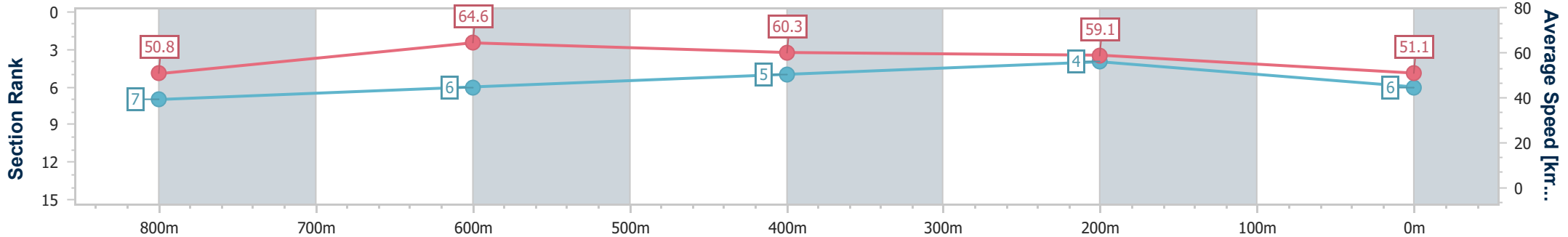
Sunshine Coast QLD Professional
 Race 1: BUTLER MCDERMOTT LAWYERS BRUCE
 MCLACHLAN CLASSIC QTIS 2YO Handicap - 1000m



06 July 2024 - 12:24

Track Rating: Heavy 10, Weather: Showers, Rail Position: True

Section	Overall	800m	600m	400m	200m
Section Times	1:03.79 [6] (0:14.18)	0:49.61 [7] (0:11.23)	0:38.38 [6] (0:12.11)	0:26.27 [5] (0:12.16)	0:14.11 [4] (0:14.11)
Average Speed [km/h]	50.8	64.6	60.3	59.1	51.1
Top Speed [km/h]	65.1	65.9	62.6	60.9	56.5
Avg. Dist. to Rail [m]	7.9	2.3	2.5	5.5	6.3
Avg. Stride Freq. [Hz]	2.2	2.4	2.3	2.3	2.2
Avg. Stride Length [m]	6.2	7.5	7.2	7.2	6.6



- [] Ranking at each section and finish
- .-.- No data available at this section
- NA No data available



Horse/Jockey Name	Shehungthemoon
Final Rank	7
Fastest Section Time (Section)	0:11.27 (800m)
Top Speed [km/h] (Section)	66.5 (800m)
Race State	Finished



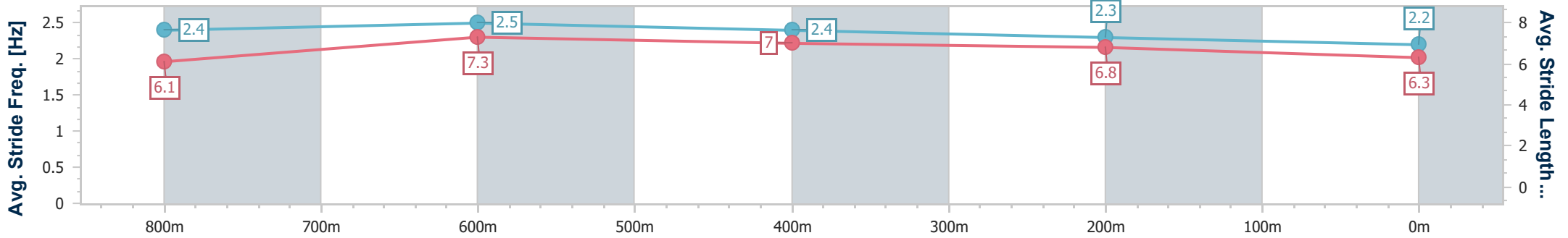
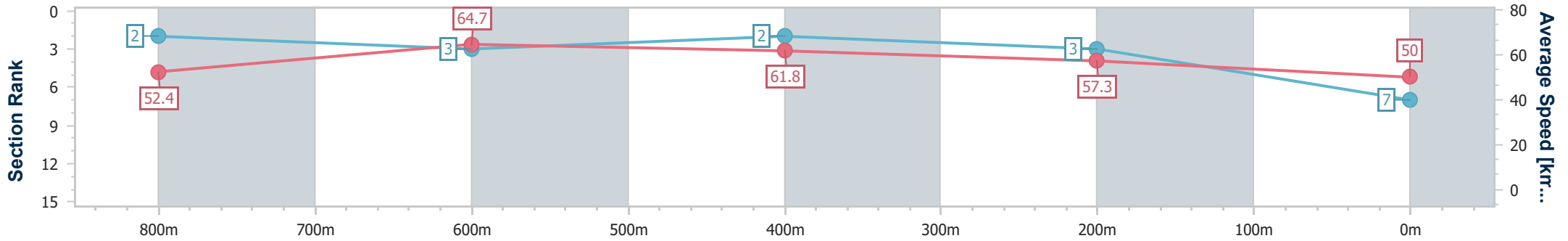
Sunshine Coast QLD Professional
 Race 1: BUTLER MCDERMOTT LAWYERS BRUCE
 MCLACHLAN CLASSIC QTIS 2YO Handicap - 1000m



06 July 2024 - 12:24

Track Rating: Heavy 10, Weather: Showers, Rail Position: True

Section	Overall	800m	600m	400m	200m
Section Times	1:03.95 [7] (0:13.76)	0:50.19 [2] (0:11.27)	0:38.92 [3] (0:11.95)	0:26.97 [2] (0:12.59)	0:14.38 [3] (0:14.38)
Average Speed [km/h]	52.4	64.7	61.8	57.3	50.0
Top Speed [km/h]	66.5	66.5	63.3	60.4	54.8
Avg. Dist. to Rail [m]	6.3	4.0	4.0	7.1	8.5
Avg. Stride Freq. [Hz]	2.4	2.5	2.4	2.3	2.2
Avg. Stride Length [m]	6.1	7.3	7.0	6.8	6.3



- [] Ranking at each section and finish
- .-.- No data available at this section
- NA No data available



Horse/Jockey Name	Rhumb Line
Final Rank	8
Fastest Section Time (Section)	0:11.25 (800m)
Top Speed [km/h] (Section)	65.4 (800m)
Race State	Finished



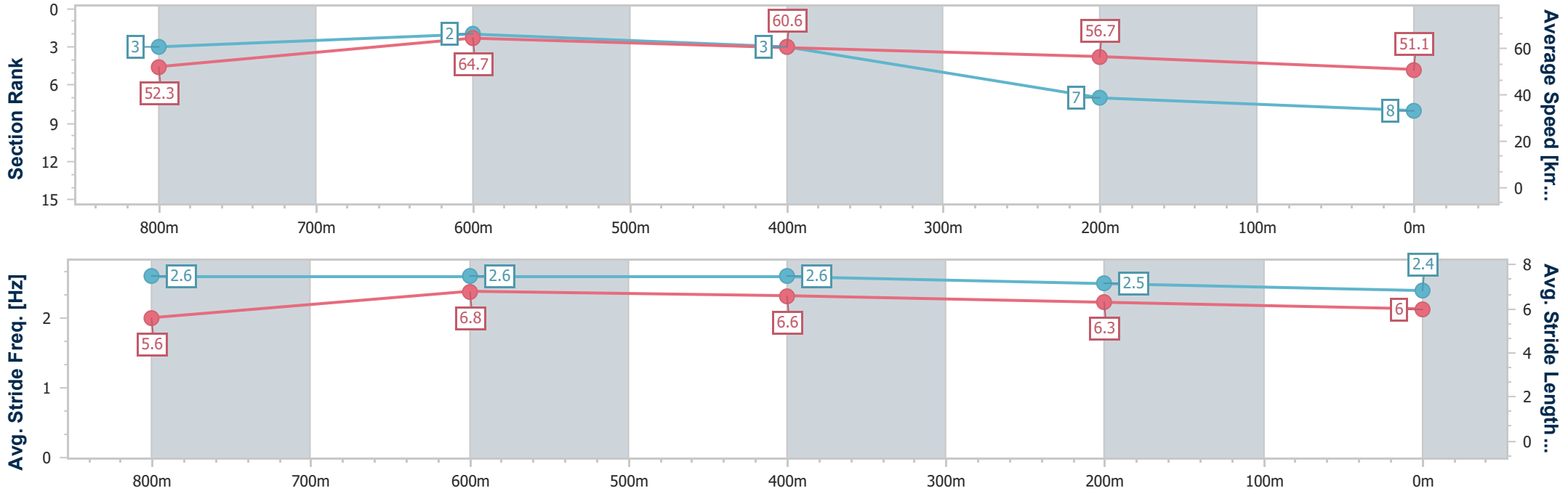
Sunshine Coast QLD Professional
 Race 1: BUTLER MCDERMOTT LAWYERS BRUCE
 MCLACHLAN CLASSIC QTIS 2YO Handicap - 1000m



06 July 2024 - 12:24

Track Rating: Heavy 10, Weather: Showers, Rail Position: True

Section	Overall	800m	600m	400m	200m
Section Times	1:04.02 [8] (0:13.76)	0:50.26 [3] (0:11.25)	0:39.01 [2] (0:12.23)	0:26.78 [3] (0:12.71)	0:14.07 [7] (0:14.07)
Average Speed [km/h]	52.3	64.7	60.6	56.7	51.1
Top Speed [km/h]	65.1	65.4	63.0	57.6	56.1
Avg. Dist. to Rail [m]	9.1	3.9	4.9	10.6	10.9
Avg. Stride Freq. [Hz]	2.6	2.6	2.6	2.5	2.4
Avg. Stride Length [m]	5.6	6.8	6.6	6.3	6.0



- [] Ranking at each section and finish
- .-.- No data available at this section
- NA No data available



Sunshine Coast QLD Professional
Race 2: SHERRIN RENTALS PROVINCIAL SPRINTERS SERIES (FINAL)
BENCHMARK 80 Handicap - 1200m
06 July 2024 - 12:59



Track Rating: Heavy 10, Weather: Showers, Rail Position: True

Section		Field Times										Last 600m		
		Overall	1000m	800m	600m	400m	200m						0:38.79	
		(0:13.43)	(0:11.47)	(0:12.40)	(0:12.56)	(0:12.30)	(0:13.93)							
Rank	TAB	Horse/Jockey	Barrier	Top Speed [km/h]	Fastest Section							Margin	Distance Travelled [m]	
1	4	BLACK ON BEAUTY	11	65.3	0:11.47	1:16.09 [1]	1:02.66 [1]	0:51.19 [1]	0:38.79 [1]	0:26.21 [2]	0:13.93 [1]	1:16.09	0:38.79	
		Ryan Maloney		Overall	1000m	(0:13.43)	(0:11.47)	(0:12.40)	(0:12.58)	(0:12.28)	(0:13.93)			
2	6	MY SNOW QUEEN	7	65.4	0:11.66	1:16.10 [2]	1:02.54 [2]	0:50.88 [5]	0:38.45 [5]	0:25.97 [4]	0:13.59 [3]	0.1L	0:38.45	-4
		Angela Jones		Overall	1000m	(0:13.56)	(0:11.66)	(0:12.43)	(0:12.48)	(0:12.38)	(0:13.59)			
3	3	BEAUX RUMBLE	8	64.5	0:11.54	1:16.40 [3]	1:02.74 [4]	0:51.20 [4]	0:38.86 [3]	0:26.27 [3]	0:13.96 [2]	1.9L	0:38.86	-1
		Michael Rodd		1000m	1000m	(0:13.66)	(0:11.54)	(0:12.34)	(0:12.59)	(0:12.31)	(0:13.96)			
4	12	ZHUANG SHI	3	64.6	0:11.49	1:16.49 [4]	1:02.58 [8]	0:51.09 [6]	0:38.73 [6]	0:26.21 [5]	0:13.70 [5]	2.3L	0:38.73	-1
		Jake Bayliss		Overall	1000m	(0:13.91)	(0:11.49)	(0:12.36)	(0:12.52)	(0:12.51)	(0:13.70)			
5	11	ZINGALONG	14	65.7	0:11.39	1:16.75 [5]	1:03.08 [5]	0:51.69 [2]	0:39.35 [2]	0:26.89 [1]	0:14.18 [4]	3.8L	0:39.35	-1
		Jim Byrne		1000m	1000m	(0:13.67)	(0:11.39)	(0:12.34)	(0:12.46)	(0:12.71)	(0:14.18)			
6	1	RALPHIE	10	64.2	0:11.63	1:16.81 [6]	1:02.58 [11]	0:50.95 [11]	0:38.67 [11]	0:26.23 [11]	0:13.99 [6]	4L	0:38.67	+3
		Damien Thornton		1000m	1000m	(0:14.23)	(0:11.63)	(0:12.28)	(0:12.44)	(0:12.24)	(0:13.99)			
7	2	LOST IN TRANSIT	9	63.6	0:11.61	1:16.84 [7]	1:02.94 [7]	0:51.33 [8]	0:39.00 [7]	0:26.27 [9]	0:13.77 [7]	4.2L	0:39.00	+1
		James Orman		1000m	1000m	(0:13.90)	(0:11.61)	(0:12.33)	(0:12.73)	(0:12.50)	(0:13.77)			
8	8	MAGNETIC	4	63.8	0:11.73	1:17.77 [8]	1:04.01 [6]	0:52.28 [7]	0:39.88 [10]	0:27.32 [6]	0:14.33 [8]	9.7L	0:39.88	-5
		Rachel King		Overall	1000m	(0:13.76)	(0:11.73)	(0:12.40)	(0:12.56)	(0:12.99)	(0:14.33)			
9	13	BANDIT	15	65.5	0:11.51	1:18.44 [9]	1:04.33 [9]	0:52.82 [9]	0:40.55 [9]	0:27.92 [7]	0:14.93 [9]	13.5L	0:40.55	+8
		Robbie Dolan		1000m	1000m	(0:14.11)	(0:11.51)	(0:12.27)	(0:12.63)	(0:12.99)	(0:14.93)			
10	14	ALL STASHED UP	16	66.0	0:11.50	1:18.99 [10]	1:05.35 [3]	0:53.85 [3]	0:41.43 [4]	0:28.47 [8]	0:15.09 [10]	16.5L	0:41.43	+1
		Emily Lang		1000m	1000m	(0:13.64)	(0:11.50)	(0:12.42)	(0:12.96)	(0:13.38)	(0:15.09)			

Scratched: Tectonic Plate (#9), Drop The Mic (#16), Bluestone Lane (#15), Dare To Share (#10), Blakmax (#5)



Sunshine Coast QLD Professional
Race 2: SHERRIN RENTALS PROVINCIAL SPRINTERS SERIES (FINAL)
BENCHMARK 80 Handicap - 1200m
06 July 2024 - 12:59



Track Rating: Heavy 10, Weather: Showers, Rail Position: True

Section	Overall	1000m	800m	600m	400m	200m	Last 600m
Field Times	1:16.09 (0:13.43)	1:02.66 (0:11.47)	0:51.19 (0:12.40)	0:38.79 (0:12.56)	0:26.23 (0:12.30)	0:13.93 (0:13.93)	0:38.79

Rank	TAB	Horse/Jockey	Barrier	Top Speed [km/h]	Fastest Section	Margin	Distance Travelled [m]
11	7	ROLLINWITHTHEFLOW	12	65.3	0:11.48	19L	+3
		Dale Smith		1000m	1000m		
					1:19.44 [11] (0:14.17)		
					1:05.27 [10] (0:11.48)		
					0:53.79 [10] (0:12.19)		
					0:41.60 [8] (0:12.74)		
					0:28.86 [10] (0:13.41)		
					0:15.45 [11] (0:15.45)		

Scratched: Tectonic Plate (#9), Drop The Mic (#16), Bluestone Lane (#15), Dare To Share (#10), Blakmax (#5)



Horse/Jockey Name	Black On Beauty
Final Rank	1
Fastest Section Time (Section)	0:11.47 (1000m)
Top Speed [km/h] (Section)	65.3 (Overall)
Race State	Finished



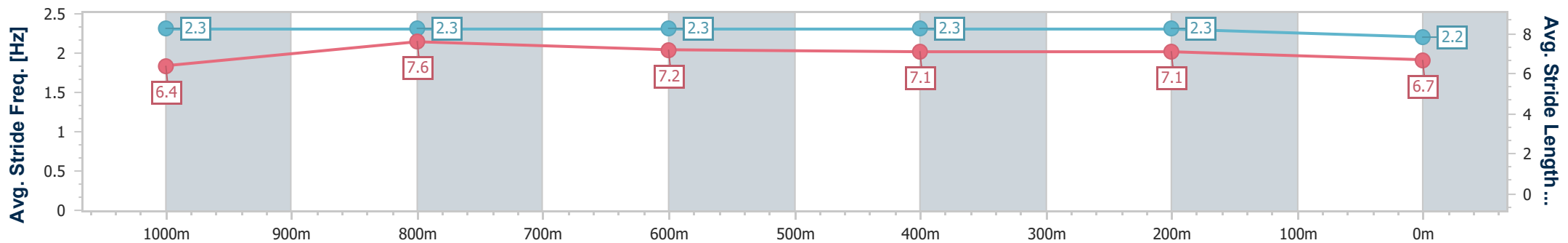
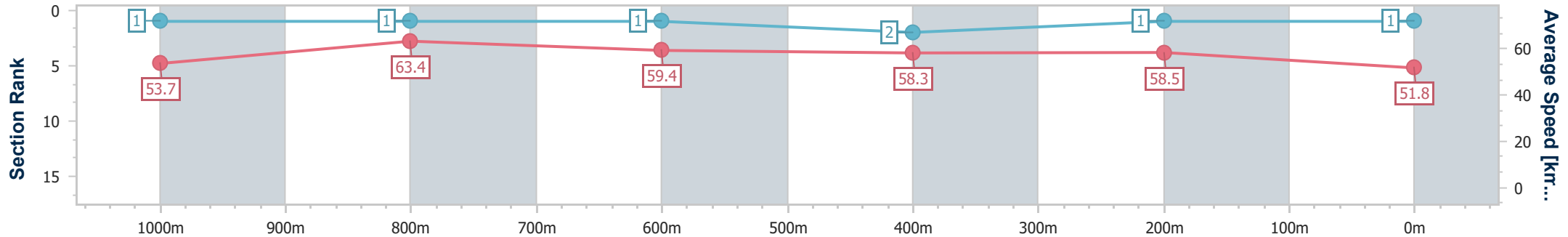
Sunshine Coast QLD Professional
 Race 2: SHERRIN RENTALS PROVINCIAL SPRINTERS SERIES
 (FINAL) BENCHMARK 80 Handicap - 1200m



06 July 2024 - 12:59

Track Rating: Heavy 10, Weather: Showers, Rail Position: True

Section	Overall	1000m	800m	600m	400m	200m
Section Times	1:16.09 [1] (0:13.43)	1:02.66 [1] (0:11.47)	0:51.19 [1] (0:12.40)	0:38.79 [1] (0:12.58)	0:26.21 [2] (0:12.28)	0:13.93 [1] (0:13.93)
Average Speed [km/h]	53.7	63.4	59.4	58.3	58.5	51.8
Top Speed [km/h]	65.3	65.3	60.3	59.4	59.7	56.7
Avg. Dist. to Rail [m]	9.7	5.8	3.7	2.9	5.8	6.7
Avg. Stride Freq. [Hz]	2.3	2.3	2.3	2.3	2.3	2.2
Avg. Stride Length [m]	6.4	7.6	7.2	7.1	7.1	6.7



- [] Ranking at each section and finish
- .-.- No data available at this section
- NA No data available



Horse/Jockey Name	My Snow Queen
Final Rank	2
Fastest Section Time (Section)	0:11.66 (1000m)
Top Speed [km/h] (Section)	65.4 (Overall)
Race State	Finished



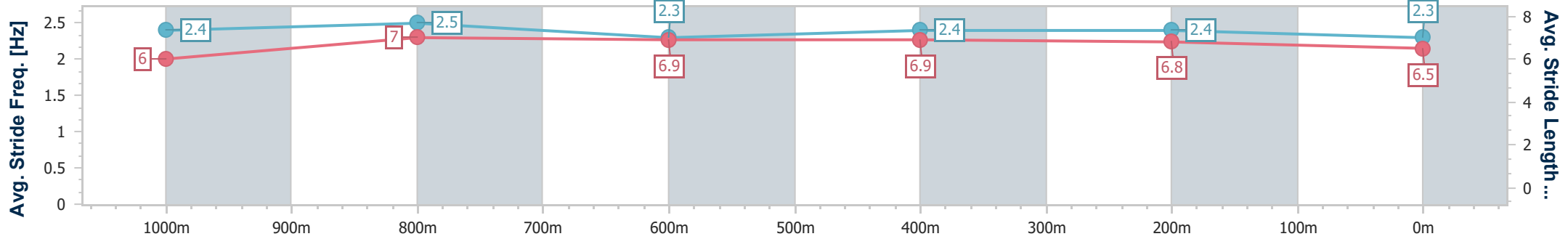
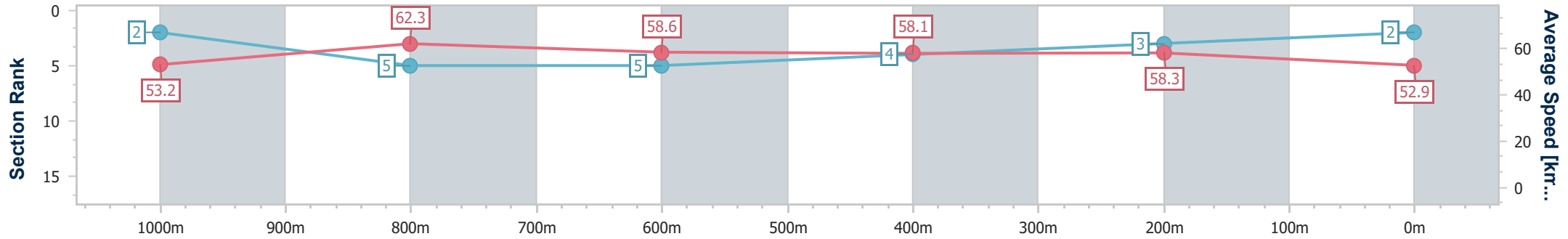
Sunshine Coast QLD Professional
 Race 2: SHERRIN RENTALS PROVINCIAL SPRINTERS SERIES
 (FINAL) BENCHMARK 80 Handicap - 1200m



06 July 2024 - 12:59

Track Rating: Heavy 10, Weather: Showers, Rail Position: True

Section	Overall	1000m	800m	600m	400m	200m
Section Times	1:16.10 [2] (0:13.56)	1:02.54 [2] (0:11.66)	0:50.88 [5] (0:12.43)	0:38.45 [5] (0:12.48)	0:25.97 [4] (0:12.38)	0:13.59 [3] (0:13.59)
Average Speed [km/h]	53.2	62.3	58.6	58.1	58.3	52.9
Top Speed [km/h]	65.4	63.6	60.2	59.5	59.0	56.6
Avg. Dist. to Rail [m]	6.3	3.7	2.0	1.4	5.8	7.5
Avg. Stride Freq. [Hz]	2.4	2.5	2.3	2.4	2.4	2.3
Avg. Stride Length [m]	6.0	7.0	6.9	6.9	6.8	6.5



- [] Ranking at each section and finish
- .-.- No data available at this section
- NA No data available



Horse/Jockey Name	Beaux Rumble
Final Rank	3
Fastest Section Time (Section)	0:11.54 (1000m)
Top Speed [km/h] (Section)	64.5 (1000m)
Race State	Finished



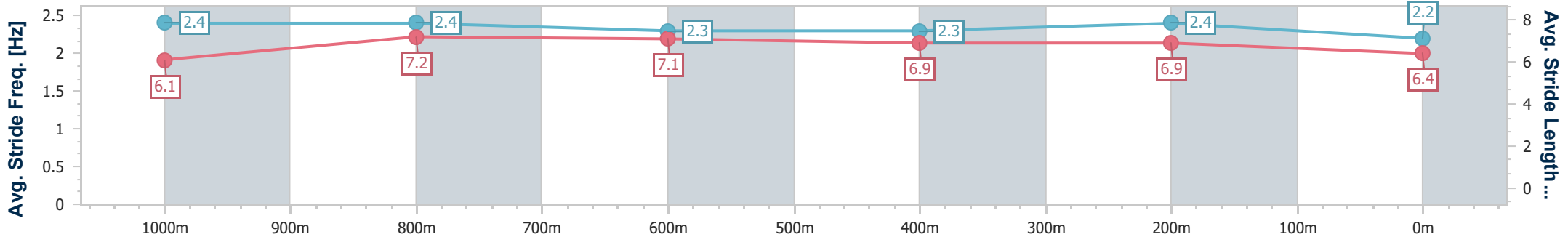
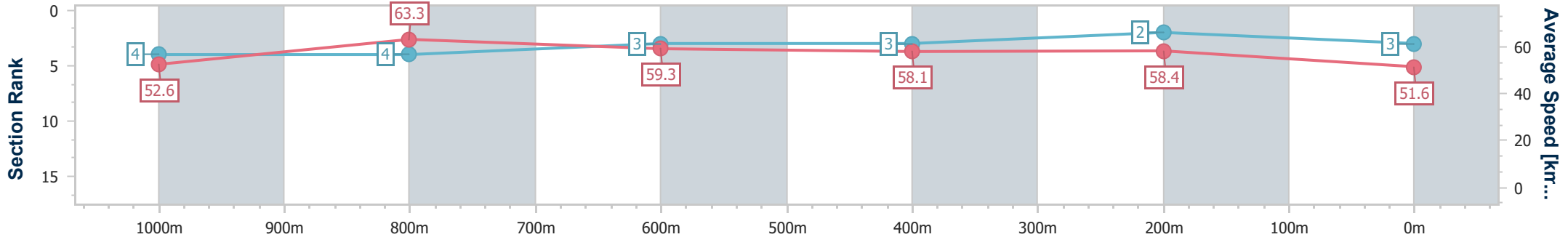
Sunshine Coast QLD Professional
 Race 2: SHERRIN RENTALS PROVINCIAL SPRINTERS SERIES
 (FINAL) BENCHMARK 80 Handicap - 1200m



06 July 2024 - 12:59

Track Rating: Heavy 10, Weather: Showers, Rail Position: True

Section	Overall	1000m	800m	600m	400m	200m
Section Times	1:16.40 [3] (0:13.66)	1:02.74 [4] (0:11.54)	0:51.20 [4] (0:12.34)	0:38.86 [3] (0:12.59)	0:26.27 [3] (0:12.31)	0:13.96 [2] (0:13.96)
Average Speed [km/h]	52.6	63.3	59.3	58.1	58.4	51.6
Top Speed [km/h]	64.4	64.5	60.6	59.7	59.5	56.8
Avg. Dist. to Rail [m]	8.5	5.9	3.1	2.3	7.2	8.5
Avg. Stride Freq. [Hz]	2.4	2.4	2.3	2.3	2.4	2.2
Avg. Stride Length [m]	6.1	7.2	7.1	6.9	6.9	6.4



- [] Ranking at each section and finish
- .-.- No data available at this section
- NA No data available



Horse/Jockey Name	Zhuang Shi
Final Rank	4
Fastest Section Time (Section)	0:11.49 (1000m)
Top Speed [km/h] (Section)	64.6 (Overall)
Race State	Finished



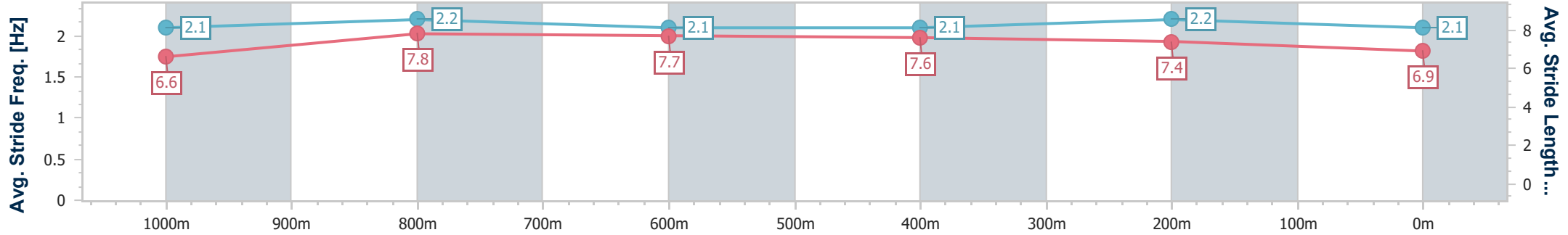
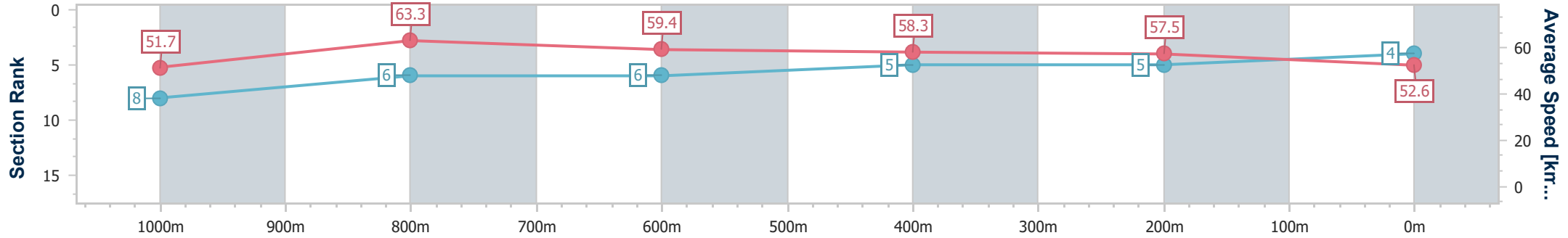
Sunshine Coast QLD Professional
 Race 2: SHERRIN RENTALS PROVINCIAL SPRINTERS SERIES
 (FINAL) BENCHMARK 80 Handicap - 1200m



06 July 2024 - 12:59

Track Rating: Heavy 10, Weather: Showers, Rail Position: True

Section	Overall	1000m	800m	600m	400m	200m
Section Times	1:16.49 [4] (0:13.91)	1:02.58 [8] (0:11.49)	0:51.09 [6] (0:12.36)	0:38.73 [6] (0:12.52)	0:26.21 [5] (0:12.51)	0:13.70 [5] (0:13.70)
Average Speed [km/h]	51.7	63.3	59.4	58.3	57.5	52.6
Top Speed [km/h]	64.6	64.2	61.3	59.4	59.0	55.9
Avg. Dist. to Rail [m]	4.7	4.2	3.1	2.6	7.2	9.2
Avg. Stride Freq. [Hz]	2.1	2.2	2.1	2.1	2.2	2.1
Avg. Stride Length [m]	6.6	7.8	7.7	7.6	7.4	6.9



- [] Ranking at each section and finish
- .-.- No data available at this section
- NA No data available



Horse/Jockey Name	Zingalong
Final Rank	5
Fastest Section Time (Section)	0:11.39 (1000m)
Top Speed [km/h] (Section)	65.7 (1000m)
Race State	Finished



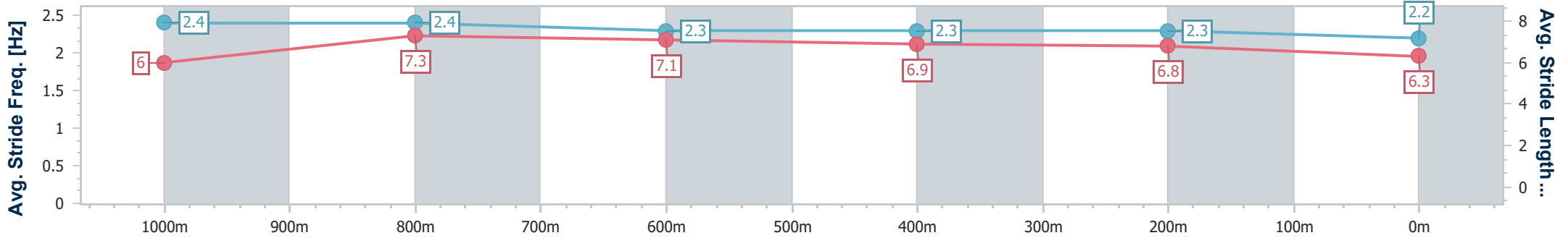
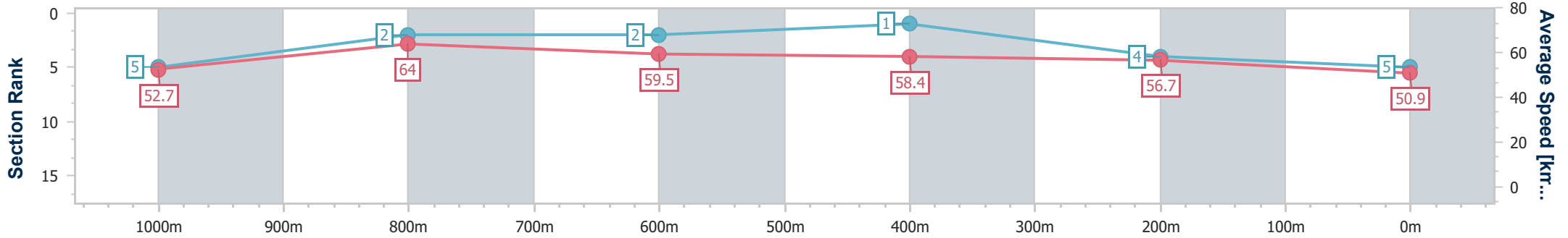
Sunshine Coast QLD Professional
 Race 2: SHERRIN RENTALS PROVINCIAL SPRINTERS SERIES
 (FINAL) BENCHMARK 80 Handicap - 1200m



06 July 2024 - 12:59

Track Rating: Heavy 10, Weather: Showers, Rail Position: True

Section	Overall	1000m	800m	600m	400m	200m
Section Times	1:16.75 [5] (0:13.67)	1:03.08 [5] (0:11.39)	0:51.69 [2] (0:12.34)	0:39.35 [2] (0:12.46)	0:26.89 [1] (0:12.71)	0:14.18 [4] (0:14.18)
Average Speed [km/h]	52.7	64.0	59.5	58.4	56.7	50.9
Top Speed [km/h]	65.5	65.7	60.4	59.6	58.1	53.3
Avg. Dist. to Rail [m]	11.3	5.7	3.2	2.1	6.1	6.2
Avg. Stride Freq. [Hz]	2.4	2.4	2.3	2.3	2.3	2.2
Avg. Stride Length [m]	6.0	7.3	7.1	6.9	6.8	6.3



- [] Ranking at each section and finish
- .-.- No data available at this section
- NA No data available



Horse/Jockey Name	Ralphie
Final Rank	6
Fastest Section Time (Section)	0:11.63 (1000m)
Top Speed [km/h] (Section)	64.2 (1000m)
Race State	Finished



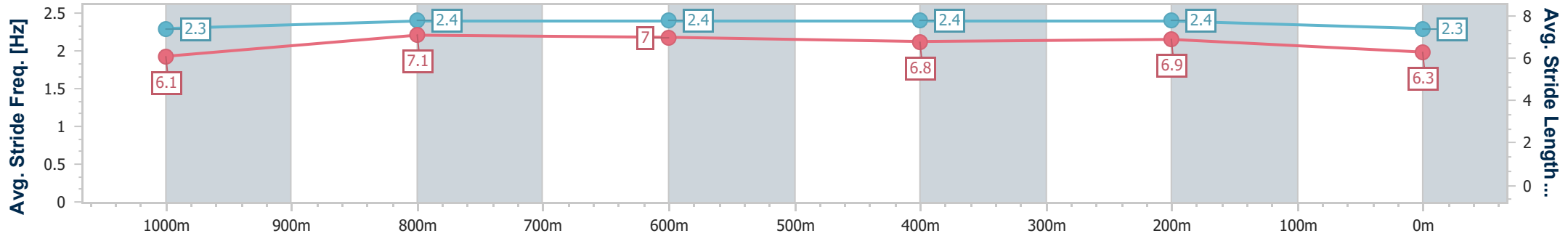
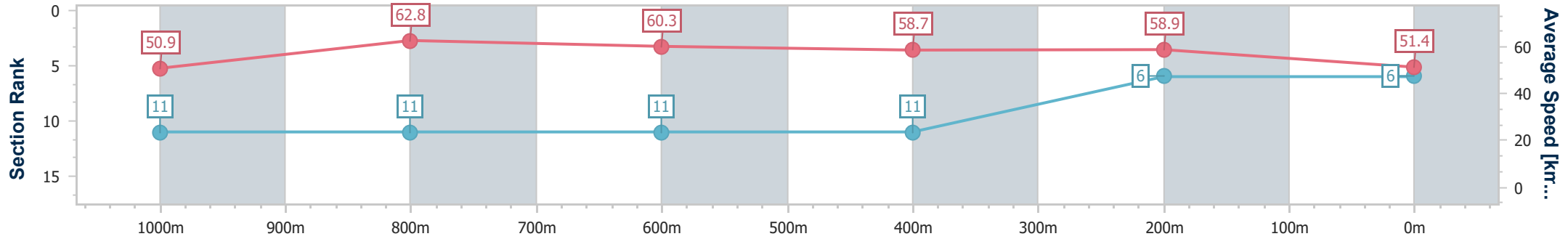
Sunshine Coast QLD Professional
 Race 2: SHERRIN RENTALS PROVINCIAL SPRINTERS SERIES
 (FINAL) BENCHMARK 80 Handicap - 1200m



06 July 2024 - 12:59

Track Rating: Heavy 10, Weather: Showers, Rail Position: True

Section	Overall	1000m	800m	600m	400m	200m
Section Times	1:16.81 [6] (0:14.23)	1:02.58 [11] (0:11.63)	0:50.95 [11] (0:12.28)	0:38.67 [11] (0:12.44)	0:26.23 [11] (0:12.24)	0:13.99 [6] (0:13.99)
Average Speed [km/h]	50.9	62.8	60.3	58.7	58.9	51.4
Top Speed [km/h]	63.0	64.2	62.2	59.8	60.0	56.1
Avg. Dist. to Rail [m]	9.4	6.0	4.3	2.8	4.9	5.4
Avg. Stride Freq. [Hz]	2.3	2.4	2.4	2.4	2.4	2.3
Avg. Stride Length [m]	6.1	7.1	7.0	6.8	6.9	6.3



- [] Ranking at each section and finish
- .-.- No data available at this section
- NA No data available



Horse/Jockey Name	Lost In Transit
Final Rank	7
Fastest Section Time (Section)	0:11.61 (1000m)
Top Speed [km/h] (Section)	63.6 (1000m)
Race State	Finished



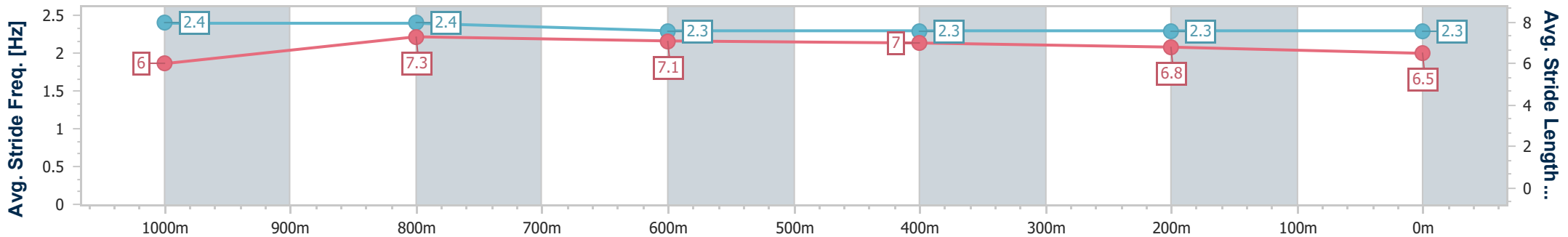
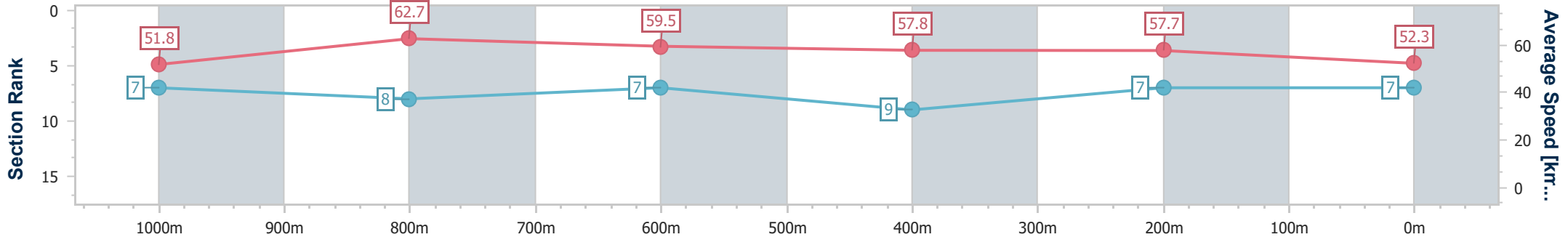
Sunshine Coast QLD Professional
 Race 2: SHERRIN RENTALS PROVINCIAL SPRINTERS SERIES
 (FINAL) BENCHMARK 80 Handicap - 1200m



06 July 2024 - 12:59

Track Rating: Heavy 10, Weather: Showers, Rail Position: True

Section	Overall	1000m	800m	600m	400m	200m
Section Times	1:16.84 [7] (0:13.90)	1:02.94 [7] (0:11.61)	0:51.33 [8] (0:12.33)	0:39.00 [7] (0:12.73)	0:26.27 [9] (0:12.50)	0:13.77 [7] (0:13.77)
Average Speed [km/h]	51.8	62.7	59.5	57.8	57.7	52.3
Top Speed [km/h]	62.4	63.6	62.3	59.6	58.8	55.3
Avg. Dist. to Rail [m]	8.3	5.1	3.6	3.4	7.2	8.7
Avg. Stride Freq. [Hz]	2.4	2.4	2.3	2.3	2.3	2.3
Avg. Stride Length [m]	6.0	7.3	7.1	7.0	6.8	6.5



- [] Ranking at each section and finish
- .-.- No data available at this section
- NA No data available



Horse/Jockey Name	Magnetic
Final Rank	8
Fastest Section Time (Section)	0:11.73 (1000m)
Top Speed [km/h] (Section)	63.8 (Overall)
Race State	Finished



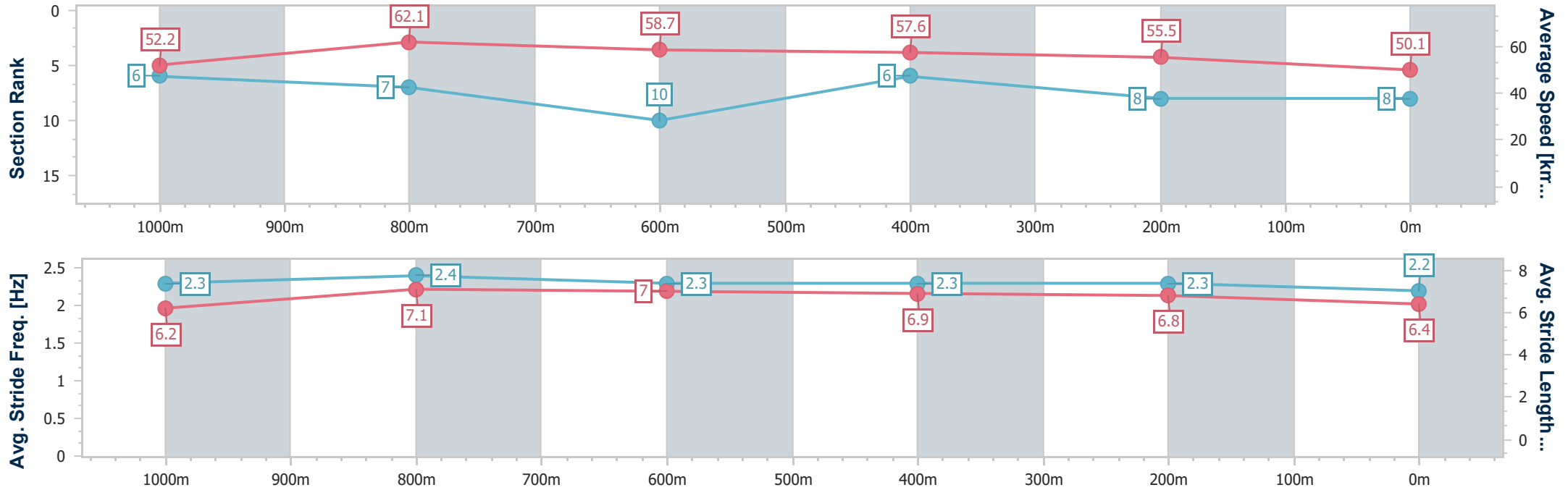
Sunshine Coast QLD Professional
 Race 2: SHERRIN RENTALS PROVINCIAL SPRINTERS SERIES
 (FINAL) BENCHMARK 80 Handicap - 1200m



06 July 2024 - 12:59

Track Rating: Heavy 10, Weather: Showers, Rail Position: True

Section	Overall	1000m	800m	600m	400m	200m
Section Times	1:17.77 [8] (0:13.76)	1:04.01 [6] (0:11.73)	0:52.28 [7] (0:12.40)	0:39.88 [10] (0:12.56)	0:27.32 [6] (0:12.99)	0:14.33 [8] (0:14.33)
Average Speed [km/h]	52.2	62.1	58.7	57.6	55.5	50.1
Top Speed [km/h]	63.8	63.7	60.4	59.0	56.6	53.0
Avg. Dist. to Rail [m]	5.3	3.8	2.0	0.3	3.3	4.2
Avg. Stride Freq. [Hz]	2.3	2.4	2.3	2.3	2.3	2.2
Avg. Stride Length [m]	6.2	7.1	7.0	6.9	6.8	6.4



- [] Ranking at each section and finish
- .-.- No data available at this section
- NA No data available



Horse/Jockey Name	Bandit
Final Rank	9
Fastest Section Time (Section)	0:11.51 (1000m)
Top Speed [km/h] (Section)	65.5 (1000m)
Race State	Finished



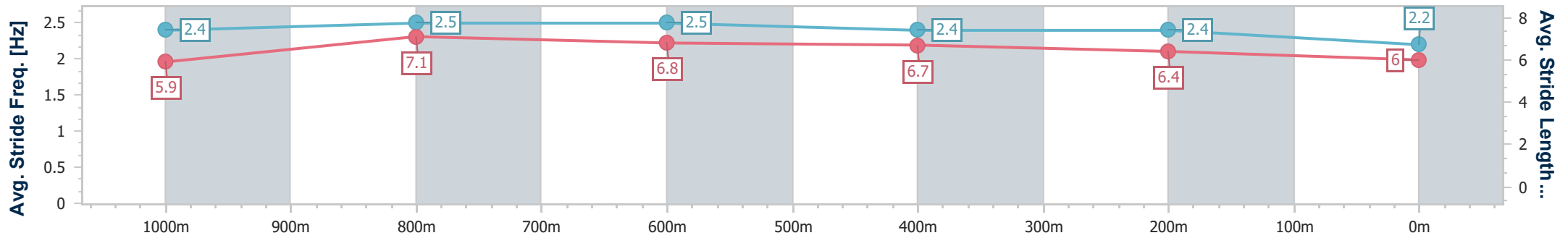
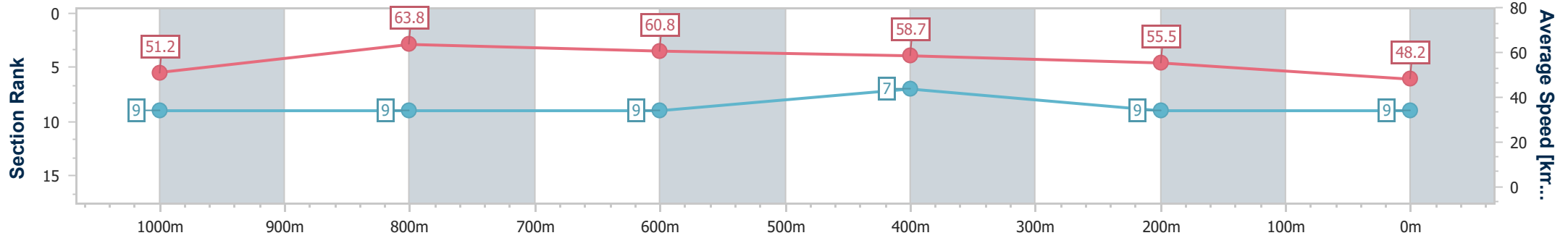
Sunshine Coast QLD Professional
 Race 2: SHERRIN RENTALS PROVINCIAL SPRINTERS SERIES
 (FINAL) BENCHMARK 80 Handicap - 1200m



06 July 2024 - 12:59

Track Rating: Heavy 10, Weather: Showers, Rail Position: True

Section	Overall	1000m	800m	600m	400m	200m
Section Times	1:18.44 [9] (0:14.11)	1:04.33 [9] (0:11.51)	0:52.82 [9] (0:12.27)	0:40.55 [9] (0:12.63)	0:27.92 [7] (0:12.99)	0:14.93 [9] (0:14.93)
Average Speed [km/h]	51.2	63.8	60.8	58.7	55.5	48.2
Top Speed [km/h]	64.0	65.5	62.4	60.5	56.6	53.2
Avg. Dist. to Rail [m]	12.3	7.5	5.9	5.2	9.5	7.6
Avg. Stride Freq. [Hz]	2.4	2.5	2.5	2.4	2.4	2.2
Avg. Stride Length [m]	5.9	7.1	6.8	6.7	6.4	6.0



- [] Ranking at each section and finish
- .-.- No data available at this section
- NA No data available



Horse/Jockey Name	All Stashed Up
Final Rank	10
Fastest Section Time (Section)	0:11.50 (1000m)
Top Speed [km/h] (Section)	66.0 (1000m)
Race State	Finished



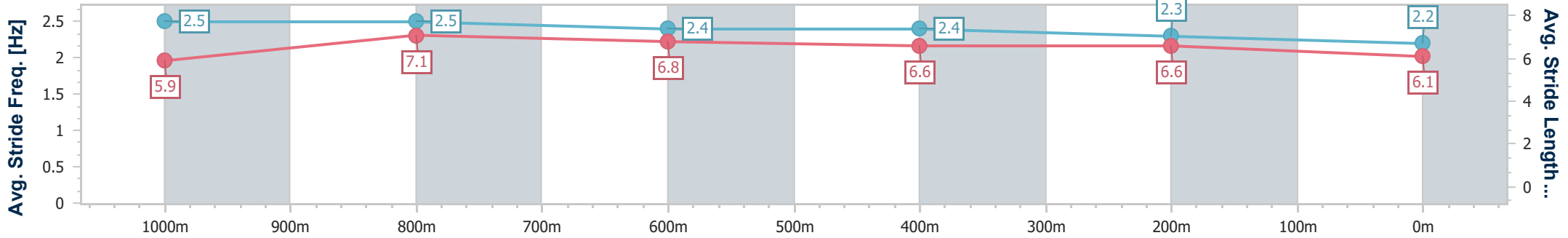
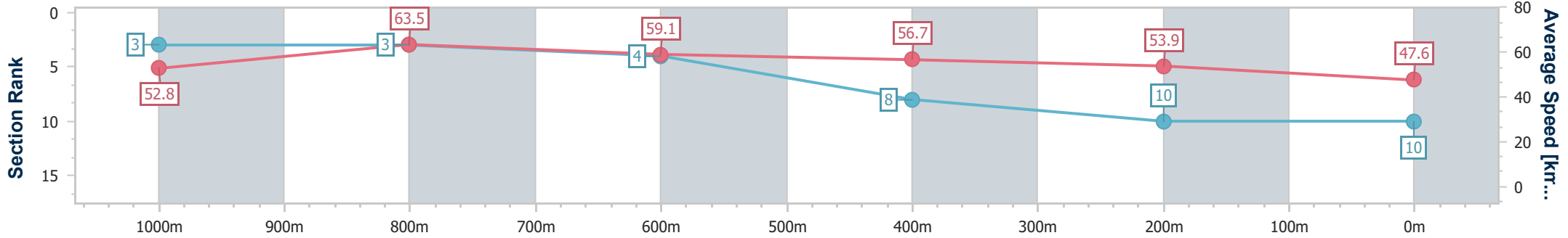
Sunshine Coast QLD Professional
 Race 2: SHERRIN RENTALS PROVINCIAL SPRINTERS SERIES
 (FINAL) BENCHMARK 80 Handicap - 1200m



06 July 2024 - 12:59

Track Rating: Heavy 10, Weather: Showers, Rail Position: True

Section	Overall	1000m	800m	600m	400m	200m
Section Times	1:18.99 [10] (0:13.64)	1:05.35 [3] (0:11.50)	0:53.85 [3] (0:12.42)	0:41.43 [4] (0:12.96)	0:28.47 [8] (0:13.38)	0:15.09 [10] (0:15.09)
Average Speed [km/h]	52.8	63.5	59.1	56.7	53.9	47.6
Top Speed [km/h]	66.0	66.0	61.2	58.2	56.5	50.8
Avg. Dist. to Rail [m]	13.7	6.8	3.5	3.6	7.6	6.9
Avg. Stride Freq. [Hz]	2.5	2.5	2.4	2.4	2.3	2.2
Avg. Stride Length [m]	5.9	7.1	6.8	6.6	6.6	6.1



- [] Ranking at each section and finish
- .-.- No data available at this section
- NA No data available



Horse/Jockey Name	Rollinwiththeflow
Final Rank	11
Fastest Section Time (Section)	0:11.48 (1000m)
Top Speed [km/h] (Section)	65.3 (1000m)
Race State	Finished



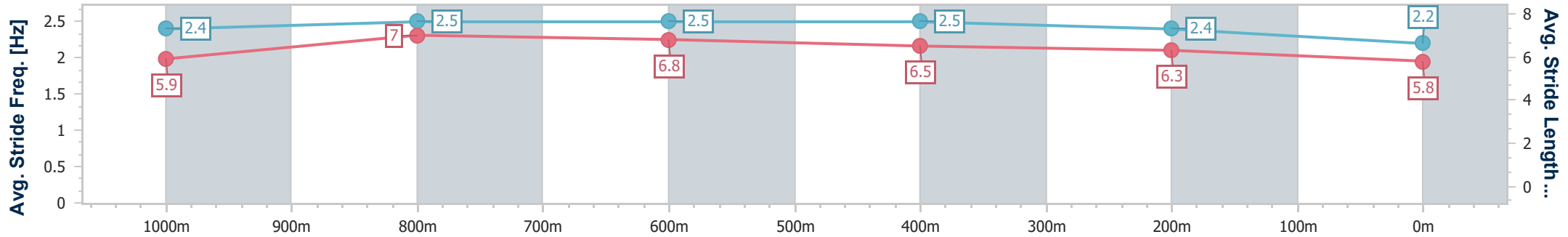
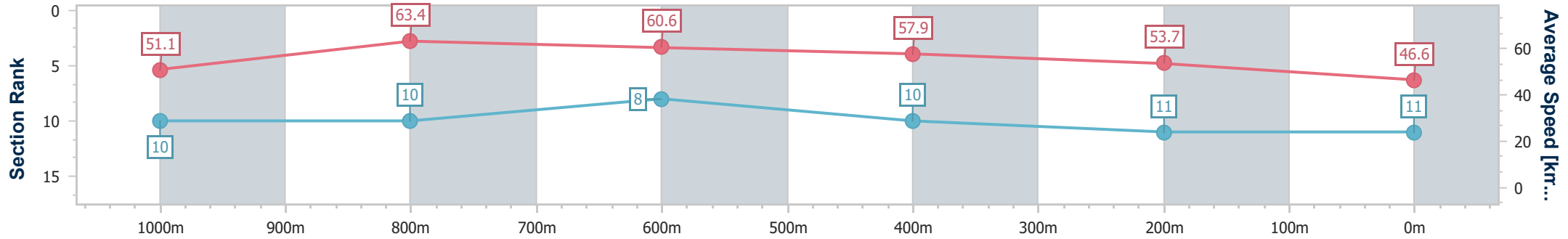
Sunshine Coast QLD Professional
 Race 2: SHERRIN RENTALS PROVINCIAL SPRINTERS SERIES
 (FINAL) BENCHMARK 80 Handicap - 1200m



06 July 2024 - 12:59

Track Rating: Heavy 10, Weather: Showers, Rail Position: True

Section	Overall	1000m	800m	600m	400m	200m
Section Times	1:19.44 [11] (0:14.17)	1:05.27 [10] (0:11.48)	0:53.79 [10] (0:12.19)	0:41.60 [8] (0:12.74)	0:28.86 [10] (0:13.41)	0:15.45 [11] (0:15.45)
Average Speed [km/h]	51.1	63.4	60.6	57.9	53.7	46.6
Top Speed [km/h]	65.2	65.3	62.0	60.0	56.5	52.6
Avg. Dist. to Rail [m]	10.4	6.0	4.1	3.9	8.5	8.7
Avg. Stride Freq. [Hz]	2.4	2.5	2.5	2.5	2.4	2.2
Avg. Stride Length [m]	5.9	7.0	6.8	6.5	6.3	5.8



- [] Ranking at each section and finish
- .-.- No data available at this section
- NA No data available



Sunshine Coast QLD Professional

Race 3: CALOUNDRA RSL BENCHMARK 75 Handicap - 1400m



06 July 2024 - 13:34

Track Rating: Heavy 10, Weather: Showers, Rail Position: True

Section		Overall	1200m	1000m	800m	600m	400m	Last 600m				
Field Times		1:28.90 (0:13.95)	1:14.95 (0:11.55)	1:03.40 (0:12.28)	0:51.12 (0:12.72)	0:38.40 (0:12.79)	0:25.61 (0:12.42)	0:38.40				
Rank	TAB Horse/Jockey	Barrier	Top Speed [km/h]	Fastest Section	Distance Travelled [m]							
1	3 PUNCH LANE Kyle Wilson-Taylor	9	64.5 1200m	0:11.55 1200m	1:28.90 [1] (0:13.95)	1:14.95 [1] (0:11.55)	1:03.40 [1] (0:12.28)	0:51.12 [1] (0:12.72)	0:38.40 [1] (0:12.79)	0:25.61 [1] (0:12.42)	0:38.40	
2	12 REDWOOD SHADOW Angela Jones	5	64.0 1200m	0:11.57 1200m	1:29.27 [2] (0:14.83)	1:14.44 [12] (0:11.57)	1:02.87 [12] (0:12.19)	0:50.68 [11] (0:12.81)	0:37.87 [12] (0:12.54)	0:25.33 [8] (0:12.34)	0:37.87	+2
3	17 DROP THE MIC Samantha Collett	11	62.9 1200m	0:11.70 1200m	1:29.62 [3] (0:14.53)	1:15.09 [10] (0:11.70)	1:03.39 [11] (0:12.20)	0:51.19 [10] (0:12.56)	0:38.63 [8] (0:12.75)	0:25.88 [5] (0:12.46)	0:38.63	+9
4	11 BEDFORD SQUARE Rachel King	3	64.6 1200m	0:11.59 1200m	1:30.53 [4] (0:14.56)	1:15.97 [11] (0:11.59)	1:04.38 [9] (0:12.22)	0:52.16 [9] (0:12.75)	0:39.41 [10] (0:12.86)	0:26.55 [9] (0:12.88)	0:39.41	+7
5	1 NAVAS TWO Emily Lang	12	62.4 Overall	0:11.95 1200m	1:30.55 [5] (0:14.27)	1:16.28 [9] (0:11.95)	1:04.33 [10] (0:12.45)	0:51.88 [12] (0:12.58)	0:39.30 [11] (0:12.74)	0:26.56 [10] (0:12.65)	0:39.30	+13
6	10 REDZOUST Cejay Graham	10	65.2 1200m	0:11.50 1200m	1:30.66 [6] (0:14.11)	1:16.55 [6] (0:11.50)	1:05.05 [2] (0:12.35)	0:52.70 [3] (0:12.62)	0:40.08 [2] (0:12.93)	0:27.15 [3] (0:12.84)	0:40.08	+0
7	8 BOLD PEDRO Nikita Beriman	16	63.8 Overall	0:11.72 1200m	1:30.82 [7] (0:14.11)	1:16.71 [5] (0:11.72)	1:04.99 [6] (0:12.28)	0:52.71 [5] (0:12.67)	0:40.04 [5] (0:12.97)	0:27.07 [6] (0:12.78)	0:40.04	+10
8	4 GALIFIANAKIS Tahlia Fenlon	7	63.3 Overall	0:11.55 1200m	1:31.01 [8] (0:14.24)	1:16.77 [8] (0:11.55)	1:05.22 [5] (0:12.33)	0:52.89 [6] (0:12.76)	0:40.13 [6] (0:12.87)	0:27.26 [7] (0:12.84)	0:40.13	+3
9	16 THUNDER MANIA Robbie Dolan	13	64.2 Overall	0:11.77 1200m	1:31.20 [9] (0:14.07)	1:17.13 [3] (0:11.77)	1:05.36 [7] (0:12.35)	0:53.01 [7] (0:12.78)	0:40.23 [7] (0:13.08)	0:27.15 [11] (0:12.80)	0:40.23	+8
10	2 HOLLYWOOD NORTH Ryan Maloney	4	64.6 1200m	0:11.53 1200m	1:31.28 [10] (0:14.10)	1:17.18 [4] (0:11.53)	1:05.65 [3] (0:12.24)	0:53.41 [2] (0:12.71)	0:40.70 [3] (0:12.90)	0:27.80 [2] (0:12.86)	0:40.70	+3

Scratched: Atlantic Ocean (#7), Zhuang Shi (#13), Colleagues (#15), Sha Of Gomer (#9), Arts Object (#6), Never Give Up (#14)



Sunshine Coast QLD Professional

Race 3: CALOUNDRA RSL BENCHMARK 75 Handicap - 1400m



06 July 2024 - 13:34

Track Rating: Heavy 10, Weather: Showers, Rail Position: True

Section		Overall	1200m	1000m	800m	600m	400m	Last 600m				
Field Times		1:28.90 (0:13.95)	1:14.95 (0:11.55)	1:03.40 (0:12.28)	0:51.12 (0:12.72)	0:38.40 (0:12.79)	0:25.61 (0:12.42)	0:38.40				
Rank	TAB Horse/Jockey	Barrier	Top Speed [km/h]	Fastest Section	Distance Travelled [m]							
11	18 BIRMINGHAM Jim Byrne	15	64.2	0:11.70	1:31.82 [11] (0:14.01)	1:17.81 [2] (0:11.70)	1:06.11 [4] (0:12.29)	0:53.82 [4] (0:12.66)	0:41.16 [4] (0:12.91)	0:28.25 [4] (0:13.32)	0:41.16	+2
12	5 MAJESTIC BOOM Adin Thompson	2	63.9	0:11.70	1:42.30 [12] (0:14.21)	1:28.09 [7] (0:11.70)	1:16.39 [8] (0:12.36)	1:04.03 [8] (0:12.81)	0:51.22 [9] (0:14.06)	0:37.16 [12] (0:17.07)	0:51.22	+5

Scratched: Atlantic Ocean (#7), Zhuang Shi (#13), Colleagues (#15), Sha Of Gomer (#9), Arts Object (#6), Never Give Up (#14)



Sunshine Coast QLD Professional

Race 3: CALOUNDRA RSL BENCHMARK 75 Handicap - 1400m



06 July 2024 - 13:34

Track Rating: Heavy 10, Weather: Showers, Rail Position: True

Section				200m				Last 600m	
Field Times				0:13.19				0:38.40	
				(0:13.19)					
Rank	TAB	Horse/Jockey	Barrier	Top Speed [km/h]	Fastest Section	Margin			Distance Travelled [m]
1	3	PUNCH LANE Kyle Wilson-Taylor	9	64.5 1200m	0:11.55 1200m	0:13.19 [1] (0:13.19)	1:28.90		0:38.40
2	12	REDWOOD SHADOW Angela Jones	5	64.0 1200m	0:11.57 1200m	0:12.99 [3] (0:12.99)	2L		0:37.87 +2
3	17	DROP THE MIC Samantha Collett	11	62.9 1200m	0:11.70 1200m	0:13.42 [2] (0:13.42)	4L		0:38.63 +9
4	11	BEDFORD SQUARE Rachel King	3	64.6 1200m	0:11.59 1200m	0:13.67 [10] (0:13.67)	9.3L		0:39.41 +7
5	1	NAVAS TWO Emily Lang	12	62.4 Overall	0:11.95 1200m	0:13.91 [8] (0:13.91)	9.4L		0:39.30 +13
6	10	REDZOUST Cejay Graham	10	65.2 1200m	0:11.50 1200m	0:14.31 [5] (0:14.31)	9.9L		0:40.08 +0
7	8	BOLD PEDRO Nikita Beriman	16	63.8 Overall	0:11.72 1200m	0:14.29 [6] (0:14.29)	10.7L		0:40.04 +10
8	4	GALIFIANAKIS Tahlia Fenlon	7	63.3 Overall	0:11.55 1200m	0:14.42 [7] (0:14.42)	11.7L		0:40.13 +3
9	16	THUNDER MANIA Robbie Dolan	13	64.2 Overall	0:11.77 1200m	0:14.35 [9] (0:14.35)	12.7L		0:40.23 +8
10	2	HOLLYWOOD NORTH Ryan Maloney	4	64.6 1200m	0:11.53 1200m	0:14.94 [4] (0:14.94)	13L		0:40.70 +3

Scratched: Atlantic Ocean (#7), Zhuang Shi (#13), Colleagues (#15), Sha Of Gomer (#9), Arts Object (#6), Never Give Up (#14)



Sunshine Coast QLD Professional
Race 3: CALOUNDRA RSL BENCHMARK 75 Handicap - 1400m
06 July 2024 - 13:34



Track Rating: Heavy 10, Weather: Showers, Rail Position: True

Section				200m				Last 600m		
Field Times				0:13.19 (0:13.19)				0:38.40		
Rank	TAB	Horse/Jockey	Barrier	Top Speed [km/h]	Fastest Section	Margin			Distance Travelled [m]	
11	18	BIRMINGHAM	15	64.2	0:11.70	0:14.93 [11]	16L		0:41.16	+2
		Jim Byrne		Overall	1200m	(0:14.93)				
12	5	MAJESTIC BOOM	2	63.9	0:11.70	0:20.09 [12]	77.5L		0:51.22	+5
		Adin Thompson		Overall	1200m	(0:20.09)				

Scratched: Atlantic Ocean (#7), Zhuang Shi (#13), Colleagues (#15), Sha Of Gomer (#9), Arts Object (#6), Never Give Up (#14)



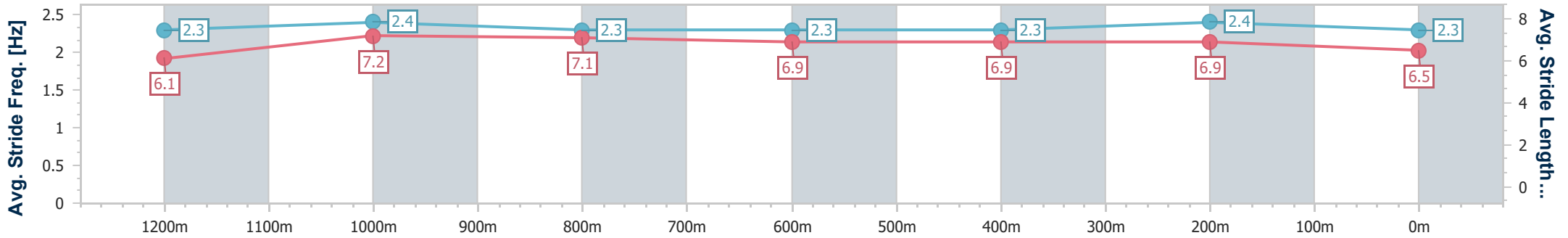
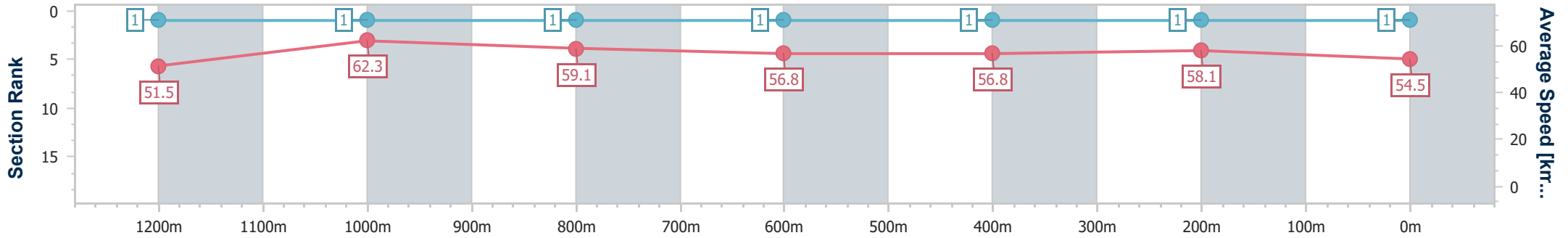
Horse/Jockey Name	Punch Lane
Final Rank	1
Fastest Section Time (Section)	0:11.55 (1200m)
Top Speed [km/h] (Section)	64.5 (1200m)
Race State	Finished



Sunshine Coast QLD Professional
 Race 3: CALOUNDRA RSL BENCHMARK 75 Handicap - 1400m
 06 July 2024 - 13:34
 Track Rating: Heavy 10, Weather: Showers, Rail Position: True



Section	Overall	1200m	1000m	800m	600m	400m	200m
Section Times	1:28.90 [1] (0:13.95)	1:14.95 [1] (0:11.55)	1:03.40 [1] (0:12.28)	0:51.12 [1] (0:12.72)	0:38.40 [1] (0:12.79)	0:25.61 [1] (0:12.42)	0:13.19 [1] (0:13.19)
Average Speed [km/h]	51.5	62.3	59.1	56.8	56.8	58.1	54.5
Top Speed [km/h]	64.1	64.5	60.6	57.8	57.9	58.5	57.9
Avg. Dist. to Rail [m]	10.3	6.9	3.6	0.9	1.1	4.9	6.3
Avg. Stride Freq. [Hz]	2.3	2.4	2.3	2.3	2.3	2.4	2.3
Avg. Stride Length [m]	6.1	7.2	7.1	6.9	6.9	6.9	6.5



- [] Ranking at each section and finish
- .-.- No data available at this section
- NA No data available



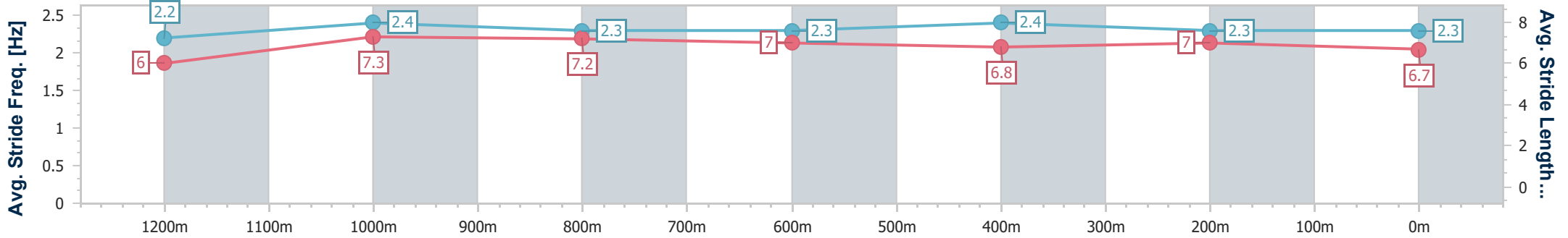
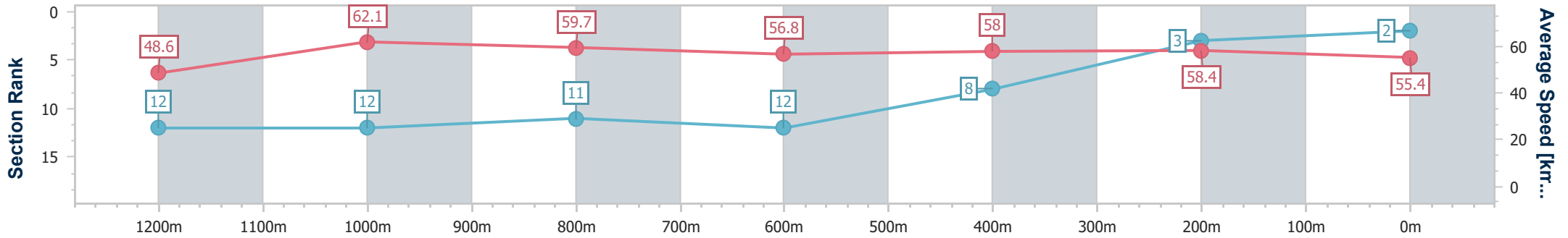
Horse/Jockey Name	Redwood Shadow
Final Rank	2
Fastest Section Time (Section)	0:11.57 (1200m)
Top Speed [km/h] (Section)	64.0 (1200m)
Race State	Finished



Sunshine Coast QLD Professional
 Race 3: CALOUNDRA RSL BENCHMARK 75 Handicap - 1400m
 06 July 2024 - 13:34
 Track Rating: Heavy 10, Weather: Showers, Rail Position: True



Section	Overall	1200m	1000m	800m	600m	400m	200m
Section Times	1:29.27 [2] (0:14.83)	1:14.44 [12] (0:11.57)	1:02.87 [12] (0:12.19)	0:50.68 [11] (0:12.81)	0:37.87 [12] (0:12.54)	0:25.33 [8] (0:12.34)	0:12.99 [3] (0:12.99)
Average Speed [km/h]	48.6	62.1	59.7	56.8	58.0	58.4	55.4
Top Speed [km/h]	61.9	64.0	60.6	57.8	58.7	59.3	58.0
Avg. Dist. to Rail [m]	8.8	6.4	4.0	1.9	1.7	5.4	6.0
Avg. Stride Freq. [Hz]	2.2	2.4	2.3	2.3	2.4	2.3	2.3
Avg. Stride Length [m]	6.0	7.3	7.2	7.0	6.8	7.0	6.7



- [] Ranking at each section and finish
- .-.- No data available at this section
- NA No data available



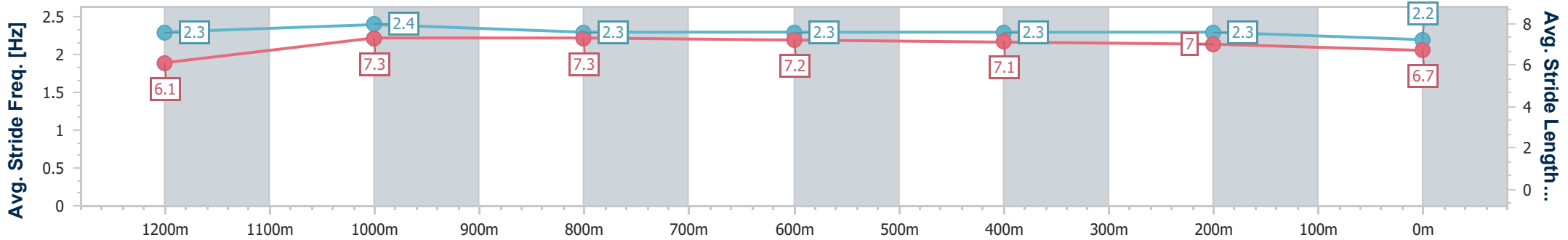
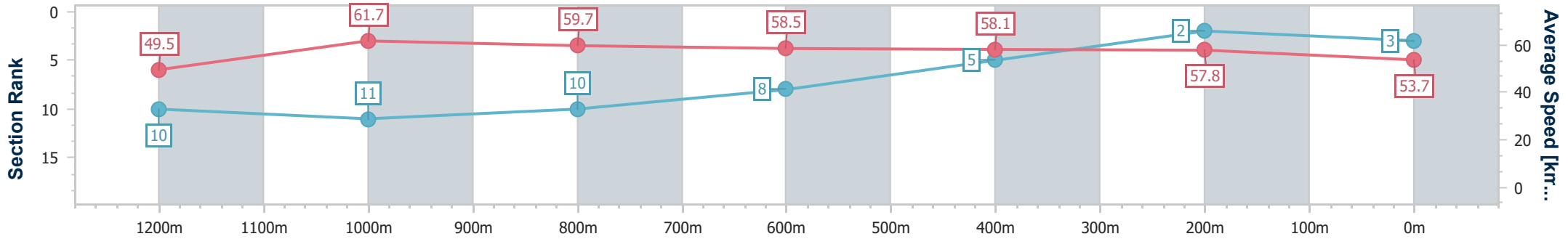
Horse/Jockey Name	Drop The Mic
Final Rank	3
Fastest Section Time (Section)	0:11.70 (1200m)
Top Speed [km/h] (Section)	62.9 (1200m)
Race State	Finished



Sunshine Coast QLD Professional
 Race 3: CALOUNDRA RSL BENCHMARK 75 Handicap - 1400m
 06 July 2024 - 13:34
 Track Rating: Heavy 10, Weather: Showers, Rail Position: True



Section	Overall	1200m	1000m	800m	600m	400m	200m
Section Times	1:29.62 [3] (0:14.53)	1:15.09 [10] (0:11.70)	1:03.39 [11] (0:12.20)	0:51.19 [10] (0:12.56)	0:38.63 [8] (0:12.75)	0:25.88 [5] (0:12.46)	0:13.42 [2] (0:13.42)
Average Speed [km/h]	49.5	61.7	59.7	58.5	58.1	57.8	53.7
Top Speed [km/h]	62.8	62.9	60.6	59.2	58.6	58.5	57.0
Avg. Dist. to Rail [m]	11.5	9.0	6.3	3.4	4.7	9.1	8.4
Avg. Stride Freq. [Hz]	2.3	2.4	2.3	2.3	2.3	2.3	2.2
Avg. Stride Length [m]	6.1	7.3	7.3	7.2	7.1	7.0	6.7



- [] Ranking at each section and finish
- .-.- No data available at this section
- NA No data available



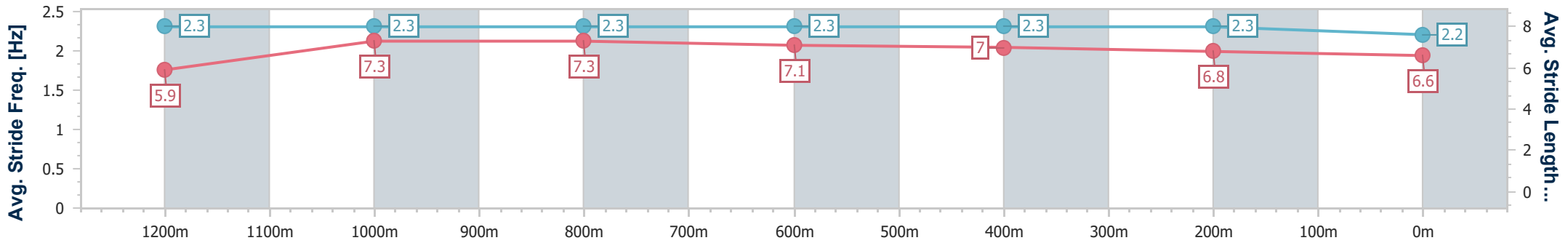
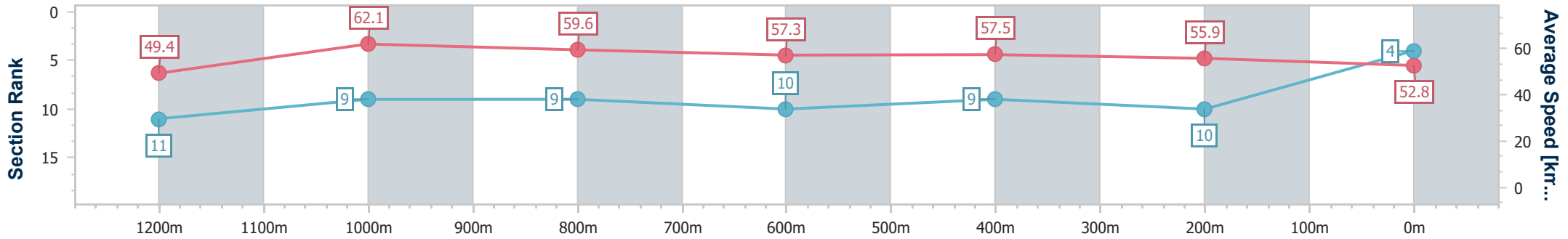
Horse/Jockey Name	Bedford Square
Final Rank	4
Fastest Section Time (Section)	0:11.59 (1200m)
Top Speed [km/h] (Section)	64.6 (1200m)
Race State	Finished



Sunshine Coast QLD Professional
 Race 3: CALOUNDRA RSL BENCHMARK 75 Handicap - 1400m
 06 July 2024 - 13:34
 Track Rating: Heavy 10, Weather: Showers, Rail Position: True



Section	Overall	1200m	1000m	800m	600m	400m	200m
Section Times	1:30.53 [4] (0:14.56)	1:15.97 [11] (0:11.59)	1:04.38 [9] (0:12.22)	0:52.16 [9] (0:12.75)	0:39.41 [10] (0:12.86)	0:26.55 [9] (0:12.88)	0:13.67 [10] (0:13.67)
Average Speed [km/h]	49.4	62.1	59.6	57.3	57.5	55.9	52.8
Top Speed [km/h]	64.5	64.6	60.4	58.6	57.7	57.0	55.6
Avg. Dist. to Rail [m]	7.9	5.9	4.8	2.7	4.3	10.0	10.9
Avg. Stride Freq. [Hz]	2.3	2.3	2.3	2.3	2.3	2.3	2.2
Avg. Stride Length [m]	5.9	7.3	7.3	7.1	7.0	6.8	6.6



- [] Ranking at each section and finish
- .-.- No data available at this section
- NA No data available



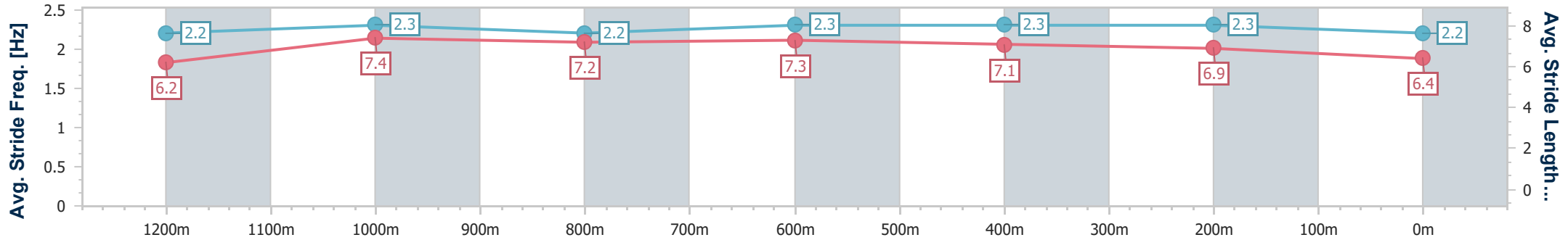
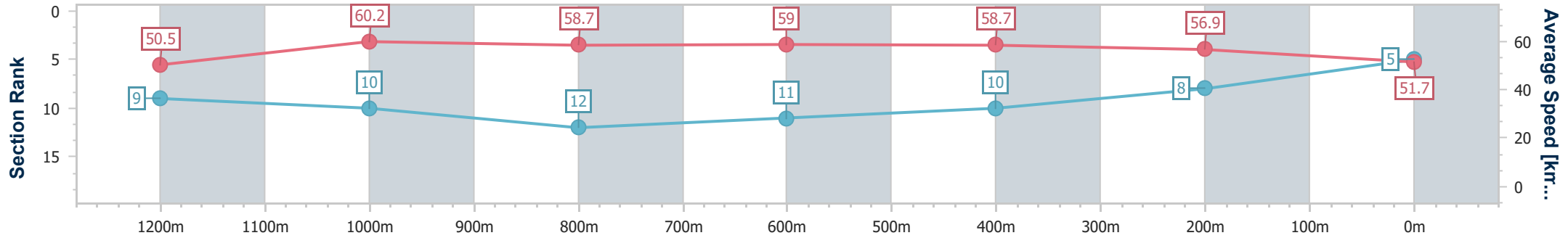
Horse/Jockey Name	Navas Two
Final Rank	5
Fastest Section Time (Section)	0:11.95 (1200m)
Top Speed [km/h] (Section)	62.4 (Overall)
Race State	Finished



Sunshine Coast QLD Professional
 Race 3: CALOUNDRA RSL BENCHMARK 75 Handicap - 1400m
 06 July 2024 - 13:34
 Track Rating: Heavy 10, Weather: Showers, Rail Position: True



Section	Overall	1200m	1000m	800m	600m	400m	200m
Section Times	1:30.55 [5] (0:14.27)	1:16.28 [9] (0:11.95)	1:04.33 [10] (0:12.45)	0:51.88 [12] (0:12.58)	0:39.30 [11] (0:12.74)	0:26.56 [10] (0:12.65)	0:13.91 [8] (0:13.91)
Average Speed [km/h]	50.5	60.2	58.7	59.0	58.7	56.9	51.7
Top Speed [km/h]	62.4	61.7	59.5	59.3	60.4	58.1	55.4
Avg. Dist. to Rail [m]	13.0	8.5	6.3	5.0	6.5	11.2	10.3
Avg. Stride Freq. [Hz]	2.2	2.3	2.2	2.3	2.3	2.3	2.2
Avg. Stride Length [m]	6.2	7.4	7.2	7.3	7.1	6.9	6.4



- [] Ranking at each section and finish
- .-.- No data available at this section
- NA No data available



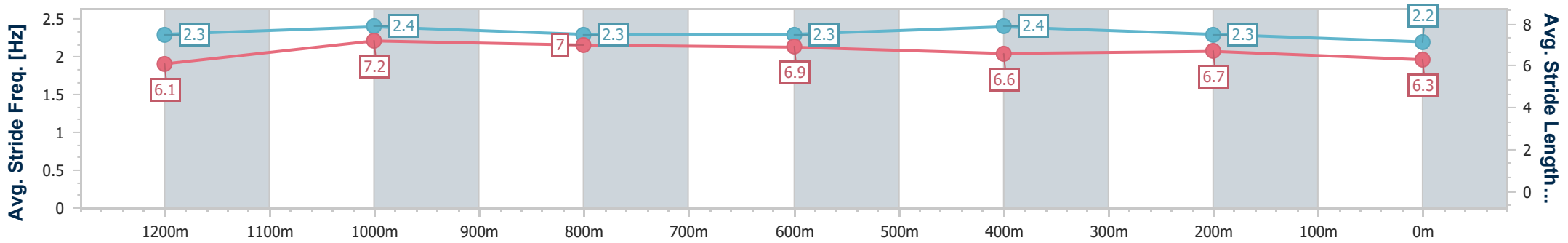
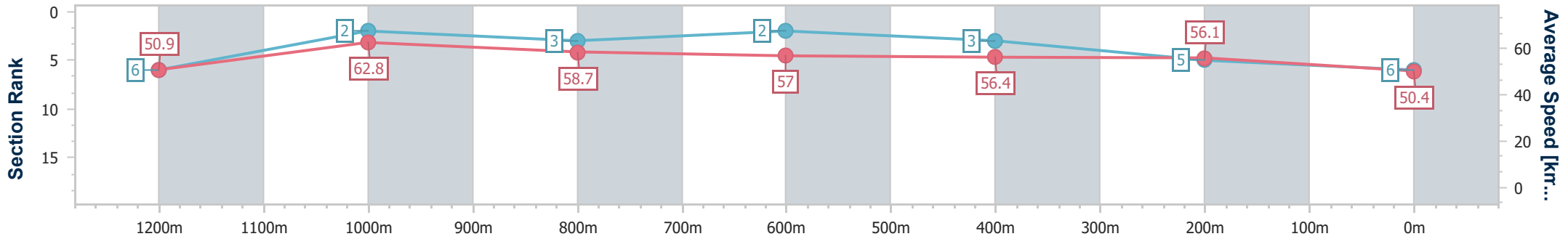
Horse/Jockey Name	Redzoust
Final Rank	6
Fastest Section Time (Section)	0:11.50 (1200m)
Top Speed [km/h] (Section)	65.2 (1200m)
Race State	Finished



Sunshine Coast QLD Professional
 Race 3: CALOUNDRA RSL BENCHMARK 75 Handicap - 1400m
 06 July 2024 - 13:34
 Track Rating: Heavy 10, Weather: Showers, Rail Position: True



Section	Overall	1200m	1000m	800m	600m	400m	200m
Section Times	1:30.66 [6] (0:14.11)	1:16.55 [6] (0:11.50)	1:05.05 [2] (0:12.35)	0:52.70 [3] (0:12.62)	0:40.08 [2] (0:12.93)	0:27.15 [3] (0:12.84)	0:14.31 [5] (0:14.31)
Average Speed [km/h]	50.9	62.8	58.7	57.0	56.4	56.1	50.4
Top Speed [km/h]	64.6	65.2	60.4	57.8	57.3	57.1	54.7
Avg. Dist. to Rail [m]	11.3	8.4	5.1	0.9	2.2	6.6	6.6
Avg. Stride Freq. [Hz]	2.3	2.4	2.3	2.3	2.4	2.3	2.2
Avg. Stride Length [m]	6.1	7.2	7.0	6.9	6.6	6.7	6.3



- [] Ranking at each section and finish
- .-.- No data available at this section
- NA No data available



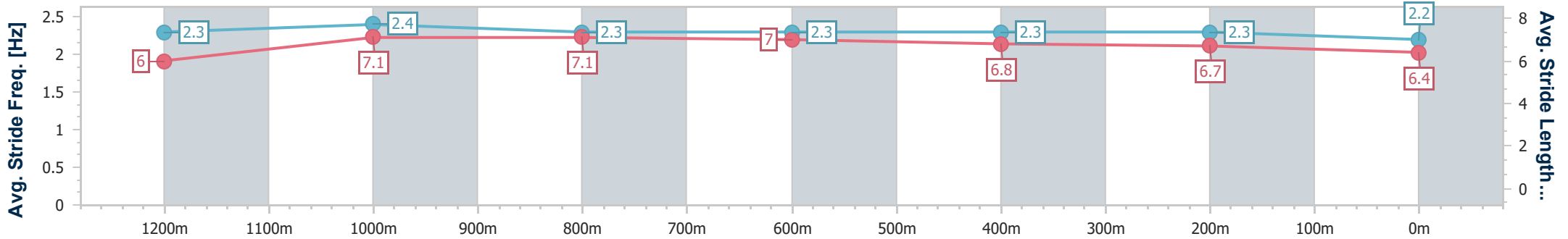
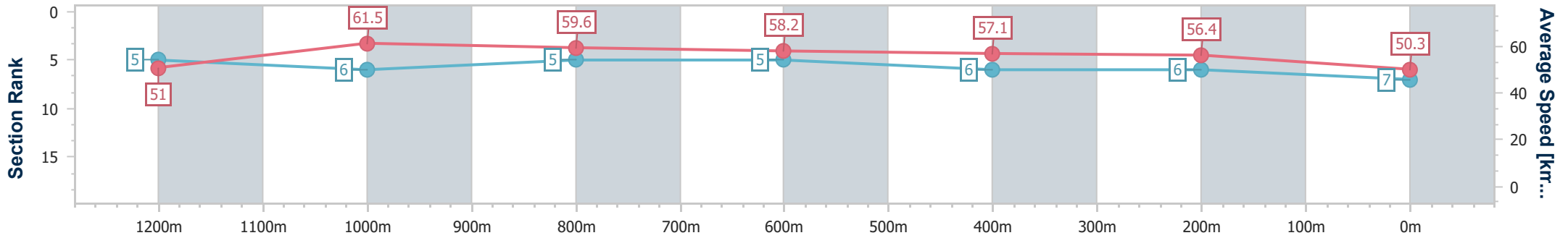
Horse/Jockey Name	Bold Pedro
Final Rank	7
Fastest Section Time (Section)	0:11.72 (1200m)
Top Speed [km/h] (Section)	63.8 (Overall)
Race State	Finished



Sunshine Coast QLD Professional
 Race 3: CALOUNDRA RSL BENCHMARK 75 Handicap - 1400m
 06 July 2024 - 13:34
 Track Rating: Heavy 10, Weather: Showers, Rail Position: True



Section	Overall	1200m	1000m	800m	600m	400m	200m
Section Times	1:30.82 [7] (0:14.11)	1:16.71 [5] (0:11.72)	1:04.99 [6] (0:12.28)	0:52.71 [5] (0:12.67)	0:40.04 [5] (0:12.97)	0:27.07 [6] (0:12.78)	0:14.29 [6] (0:14.29)
Average Speed [km/h]	51.0	61.5	59.6	58.2	57.1	56.4	50.3
Top Speed [km/h]	63.8	63.4	60.4	59.7	58.3	58.2	53.9
Avg. Dist. to Rail [m]	16.3	12.1	7.1	4.8	4.6	7.8	7.9
Avg. Stride Freq. [Hz]	2.3	2.4	2.3	2.3	2.3	2.3	2.2
Avg. Stride Length [m]	6.0	7.1	7.1	7.0	6.8	6.7	6.4



- [] Ranking at each section and finish
- .-.- No data available at this section
- NA No data available



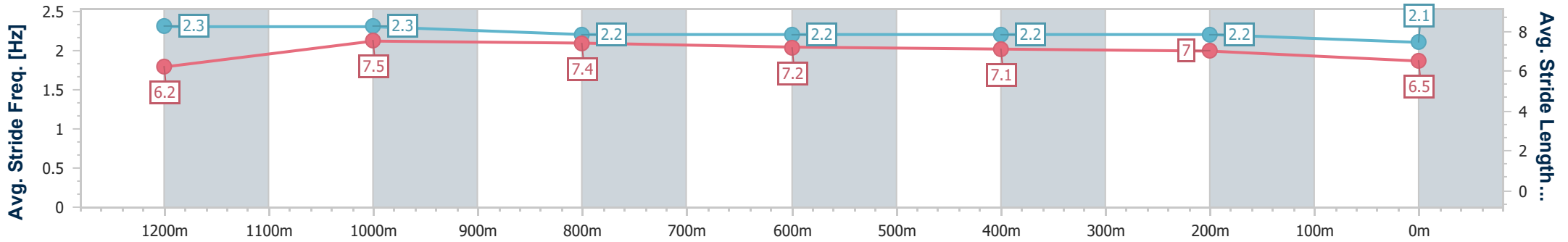
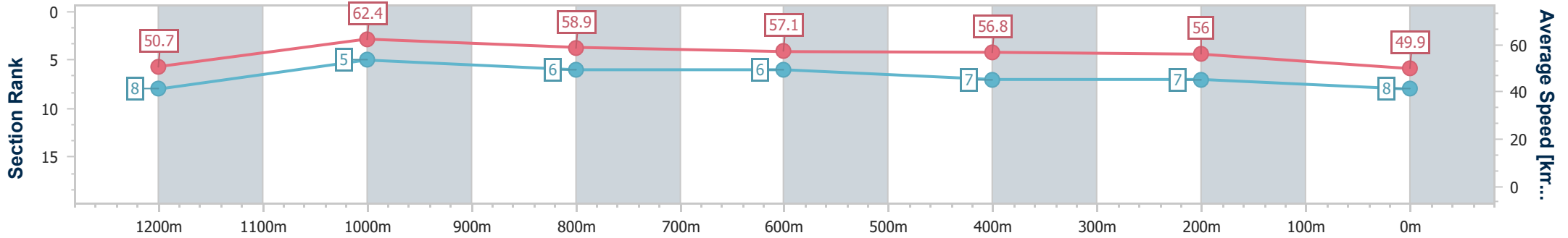
Horse/Jockey Name	Galifianakis
Final Rank	8
Fastest Section Time (Section)	0:11.55 (1200m)
Top Speed [km/h] (Section)	63.3 (Overall)
Race State	Finished



Sunshine Coast QLD Professional
 Race 3: CALOUNDRA RSL BENCHMARK 75 Handicap - 1400m
 06 July 2024 - 13:34
 Track Rating: Heavy 10, Weather: Showers, Rail Position: True



Section	Overall	1200m	1000m	800m	600m	400m	200m
Section Times	1:31.01 [8] (0:14.24)	1:16.77 [8] (0:11.55)	1:05.22 [5] (0:12.33)	0:52.89 [6] (0:12.76)	0:40.13 [6] (0:12.87)	0:27.26 [7] (0:12.84)	0:14.42 [7] (0:14.42)
Average Speed [km/h]	50.7	62.4	58.9	57.1	56.8	56.0	49.9
Top Speed [km/h]	63.3	63.2	60.6	58.0	57.2	57.4	53.5
Avg. Dist. to Rail [m]	9.1	6.4	4.6	1.9	2.2	6.3	7.5
Avg. Stride Freq. [Hz]	2.3	2.3	2.2	2.2	2.2	2.2	2.1
Avg. Stride Length [m]	6.2	7.5	7.4	7.2	7.1	7.0	6.5



- [] Ranking at each section and finish
- .-.- No data available at this section
- NA No data available



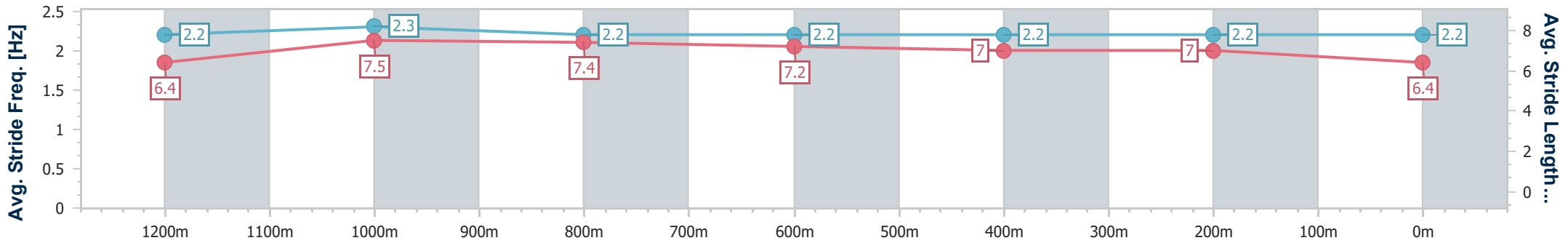
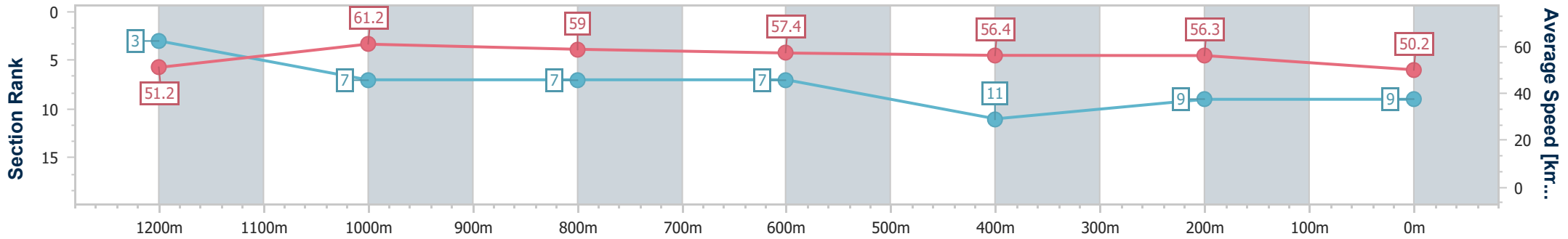
Horse/Jockey Name	Thunder Mania
Final Rank	9
Fastest Section Time (Section)	0:11.77 (1200m)
Top Speed [km/h] (Section)	64.2 (Overall)
Race State	Finished



Sunshine Coast QLD Professional
 Race 3: CALOUNDRA RSL BENCHMARK 75 Handicap - 1400m
 06 July 2024 - 13:34
 Track Rating: Heavy 10, Weather: Showers, Rail Position: True



Section	Overall	1200m	1000m	800m	600m	400m	200m
Section Times	1:31.20 [9] (0:14.07)	1:17.13 [3] (0:11.77)	1:05.36 [7] (0:12.35)	0:53.01 [7] (0:12.78)	0:40.23 [7] (0:13.08)	0:27.15 [11] (0:12.80)	0:14.35 [9] (0:14.35)
Average Speed [km/h]	51.2	61.2	59.0	57.4	56.4	56.3	50.2
Top Speed [km/h]	64.2	63.1	59.4	58.7	57.8	58.0	55.1
Avg. Dist. to Rail [m]	14.3	9.6	5.7	3.1	4.9	9.7	9.6
Avg. Stride Freq. [Hz]	2.2	2.3	2.2	2.2	2.2	2.2	2.2
Avg. Stride Length [m]	6.4	7.5	7.4	7.2	7.0	7.0	6.4



- [] Ranking at each section and finish
- .-.- No data available at this section
- NA No data available



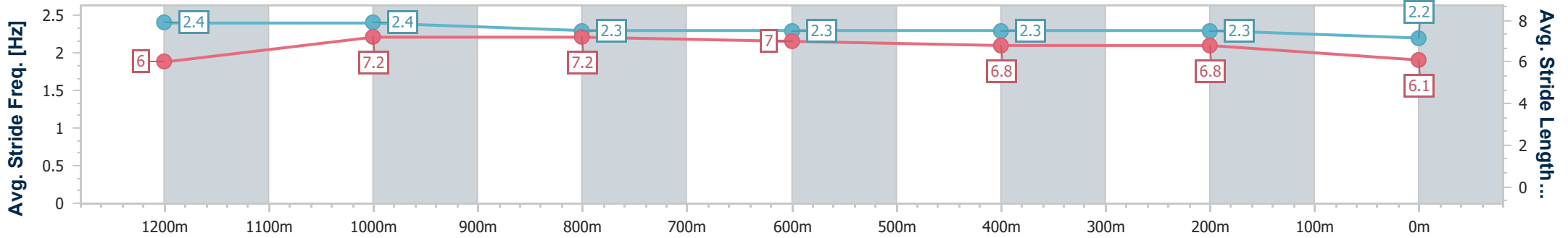
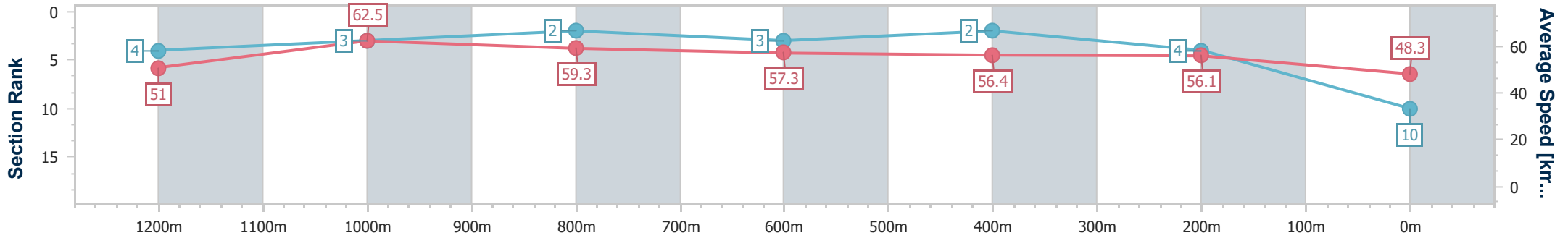
Horse/Jockey Name	Hollywood North
Final Rank	10
Fastest Section Time (Section)	0:11.53 (1200m)
Top Speed [km/h] (Section)	64.6 (1200m)
Race State	Finished



Sunshine Coast QLD Professional
 Race 3: CALOUNDRA RSL BENCHMARK 75 Handicap - 1400m
 06 July 2024 - 13:34
 Track Rating: Heavy 10, Weather: Showers, Rail Position: True



Section	Overall	1200m	1000m	800m	600m	400m	200m
Section Times	1:31.28 [10] (0:14.10)	1:17.18 [4] (0:11.53)	1:05.65 [3] (0:12.24)	0:53.41 [2] (0:12.71)	0:40.70 [3] (0:12.90)	0:27.80 [2] (0:12.86)	0:14.94 [4] (0:14.94)
Average Speed [km/h]	51.0	62.5	59.3	57.3	56.4	56.1	48.3
Top Speed [km/h]	64.4	64.6	59.7	57.8	56.8	57.2	53.4
Avg. Dist. to Rail [m]	8.1	5.9	4.1	1.9	2.1	4.7	4.1
Avg. Stride Freq. [Hz]	2.4	2.4	2.3	2.3	2.3	2.3	2.2
Avg. Stride Length [m]	6.0	7.2	7.2	7.0	6.8	6.8	6.1



- [] Ranking at each section and finish
- .-.- No data available at this section
- NA No data available



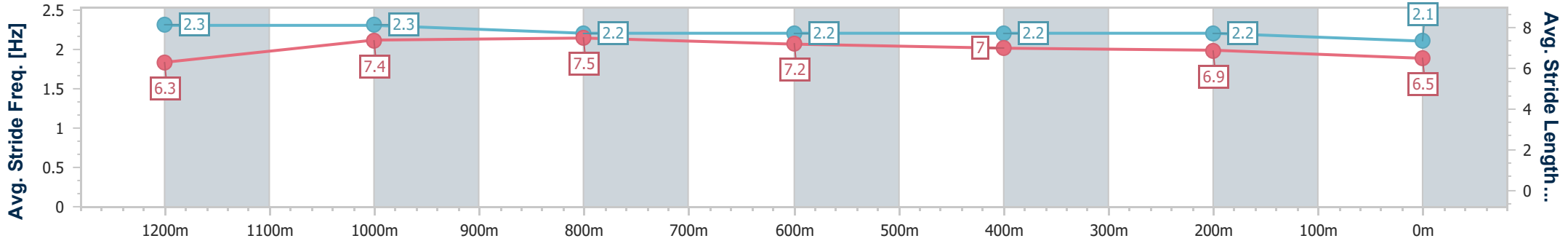
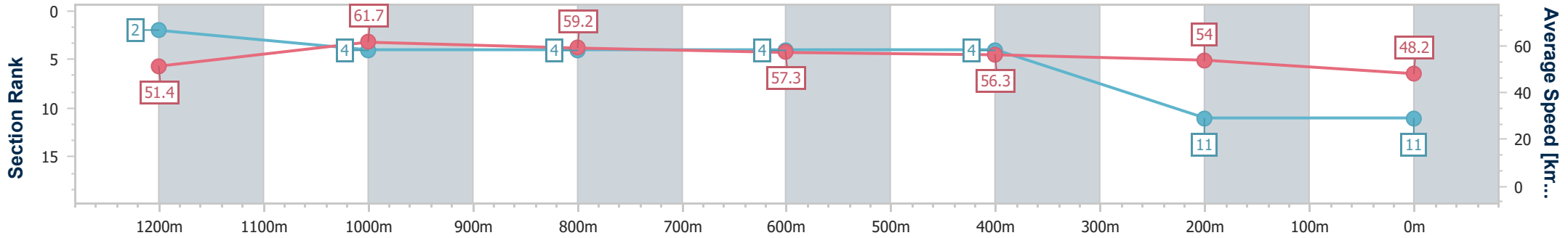
Horse/Jockey Name	Birmingham
Final Rank	11
Fastest Section Time (Section)	0:11.70 (1200m)
Top Speed [km/h] (Section)	64.2 (Overall)
Race State	Finished



Sunshine Coast QLD Professional
 Race 3: CALOUNDRA RSL BENCHMARK 75 Handicap - 1400m
 06 July 2024 - 13:34
 Track Rating: Heavy 10, Weather: Showers, Rail Position: True



Section	Overall	1200m	1000m	800m	600m	400m	200m
Section Times	1:31.82 [11] (0:14.01)	1:17.81 [2] (0:11.70)	1:06.11 [4] (0:12.29)	0:53.82 [4] (0:12.66)	0:41.16 [4] (0:12.91)	0:28.25 [4] (0:13.32)	0:14.93 [11] (0:14.93)
Average Speed [km/h]	51.4	61.7	59.2	57.3	56.3	54.0	48.2
Top Speed [km/h]	64.2	63.1	60.1	58.2	57.0	55.4	52.7
Avg. Dist. to Rail [m]	15.0	10.7	5.4	1.4	1.3	6.4	7.4
Avg. Stride Freq. [Hz]	2.3	2.3	2.2	2.2	2.2	2.2	2.1
Avg. Stride Length [m]	6.3	7.4	7.5	7.2	7.0	6.9	6.5



- [] Ranking at each section and finish
- .-.-.- No data available at this section
- NA No data available



Horse/Jockey Name	Majestic Boom
Final Rank	12
Fastest Section Time (Section)	0:11.70 (1200m)
Top Speed [km/h] (Section)	63.9 (Overall)
Race State	Finished



Sunshine Coast QLD Professional

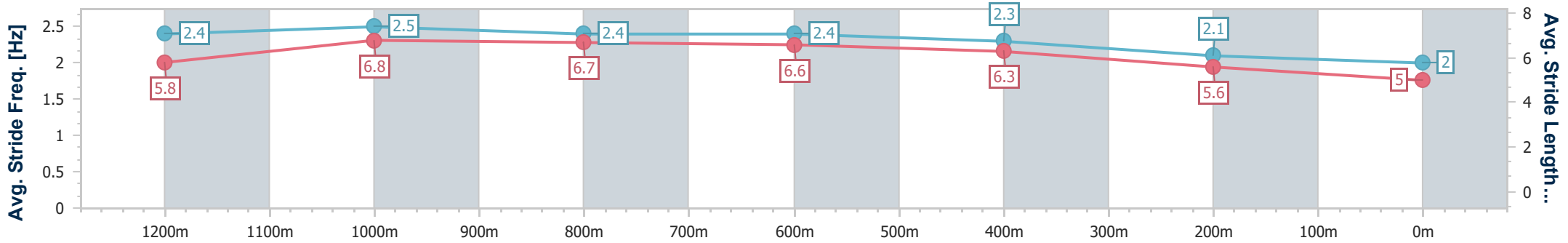
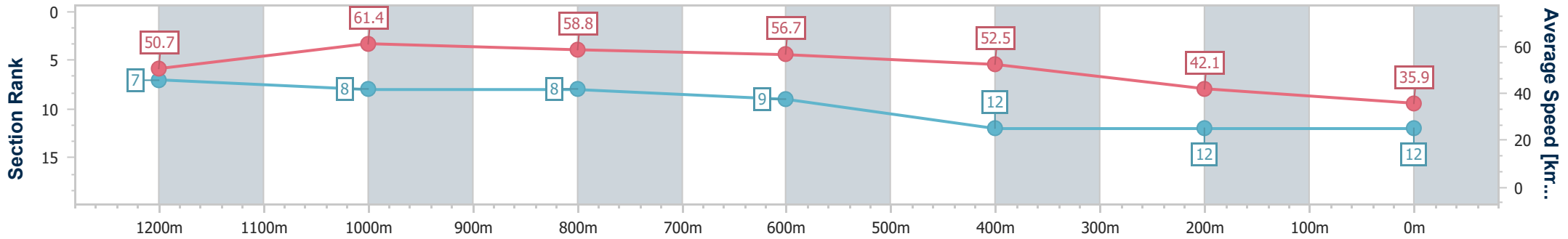
Race 3: CALOUNDRA RSL BENCHMARK 75 Handicap - 1400m



06 July 2024 - 13:34

Track Rating: Heavy 10, Weather: Showers, Rail Position: True

Section	Overall	1200m	1000m	800m	600m	400m	200m
Section Times	1:42.30 [12] (0:14.21)	1:28.09 [7] (0:11.70)	1:16.39 [8] (0:12.36)	1:04.03 [8] (0:12.81)	0:51.22 [9] (0:14.06)	0:37.16 [12] (0:17.07)	0:20.09 [12] (0:20.09)
Average Speed [km/h]	50.7	61.4	58.8	56.7	52.5	42.1	35.9
Top Speed [km/h]	63.9	63.8	59.9	58.3	55.9	45.7	38.5
Avg. Dist. to Rail [m]	6.6	4.5	3.5	1.9	4.0	7.2	9.8
Avg. Stride Freq. [Hz]	2.4	2.5	2.4	2.4	2.3	2.1	2.0
Avg. Stride Length [m]	5.8	6.8	6.7	6.6	6.3	5.6	5.0



- [] Ranking at each section and finish
- .-.- No data available at this section
- NA No data available



Sunshine Coast QLD Professional
Race 4: SUNSHINE COAST BUSINESS SOLUTIONS Class 6 Plate (4YO
only QTIS bonuses applicable) - 1000m
06 July 2024 - 14:10



Track Rating: Heavy 10, Weather: Showers, Rail Position: True

Section		Overall									Last 600m		
Field Times		1:01.92									0:36.84		
		(0:13.75)									(0:36.84)		
		800m									0:48.17		
		(0:11.33)									(0:48.17)		
		600m									0:36.84		
		(0:11.80)									(0:36.84)		
		400m									0:25.04		
		(0:11.86)									(0:25.04)		
		200m									0:13.18		
		(0:13.18)									(0:13.18)		
Rank	TAB	Horse/Jockey	Barrier	Top Speed [km/h]	Fastest Section	Overall	800m	600m	400m	200m	Margin	Last 600m	Distance Travelled [m]
1	7	HAKKAI MARU Robbie Dolan	6	66.4 800m	0:11.30 800m	1:01.92 [1] (0:14.28)	0:47.64 [8] (0:11.30)	0:36.34 [7] (0:11.87)	0:24.47 [7] (0:11.63)	0:12.84 [3] (0:12.84)	1:01.92	0:36.34	
2	10	MR GALAZI Georgina Cartwright	5	65.3 800m	0:11.26 800m	1:01.93 [2] (0:13.87)	0:48.06 [2] (0:11.26)	0:36.80 [2] (0:11.75)	0:25.05 [1] (0:11.86)	0:13.19 [1] (0:13.19)	0.1L	0:36.80	-3
3	11	SINGLE TOUCH Justin Huxtable	1	64.5 800m	0:11.43 800m	1:02.36 [3] (0:14.09)	0:48.27 [6] (0:11.43)	0:36.84 [6] (0:11.79)	0:25.05 [5] (0:11.80)	0:13.25 [4] (0:13.25)	2.6L	0:36.84	-2
4	1	GOLDSBOROUGH Nikita Beriman	2	65.9 800m	0:11.27 800m	1:02.91 [4] (0:14.05)	0:48.86 [4] (0:11.27)	0:37.59 [3] (0:11.81)	0:25.78 [3] (0:11.93)	0:13.85 [2] (0:13.85)	5.6L	0:37.59	+2
5	6	ZOUMETEOR Angela Jones	16	66.4 800m	0:11.33 800m	1:03.16 [5] (0:13.75)	0:49.41 [1] (0:11.33)	0:38.08 [1] (0:11.96)	0:26.12 [2] (0:12.12)	0:14.00 [5] (0:14.00)	6.9L	0:38.08	+2
6	13	BURNISH GOLD Michael Rodd	9	66.0 800m	0:11.34 800m	1:03.38 [6] (0:14.03)	0:49.35 [3] (0:11.34)	0:38.01 [5] (0:11.92)	0:26.09 [4] (0:11.93)	0:14.16 [6] (0:14.16)	8.2L	0:38.01	+6
7	4	VODKA MARTINI Cejay Graham	3	66.0 800m	0:11.28 800m	1:03.48 [7] (0:14.07)	0:49.41 [5] (0:11.28)	0:38.13 [4] (0:12.03)	0:26.10 [6] (0:12.11)	0:13.99 [7] (0:13.99)	8.7L	0:38.13	+3
8	12	UNCLE RUSS Samantha Collett	14	66.0 800m	0:11.40 800m	1:04.22 [8] (0:14.21)	0:50.01 [7] (0:11.40)	0:38.61 [8] (0:11.84)	0:26.77 [8] (0:12.29)	0:14.48 [8] (0:14.48)	13L	0:38.61	+6

Scratched: Osamu (#3), Mouette (#16), My Snow Queen (#14), Immoral (#2), Mabel (#8), Jayanthi (#15), Better Rain (#9), Deep Blast (#5)



Horse/Jockey Name	Hakkai Maru
Final Rank	1
Fastest Section Time (Section)	0:11.30 (800m)
Top Speed [km/h] (Section)	66.4 (800m)
Race State	Finished



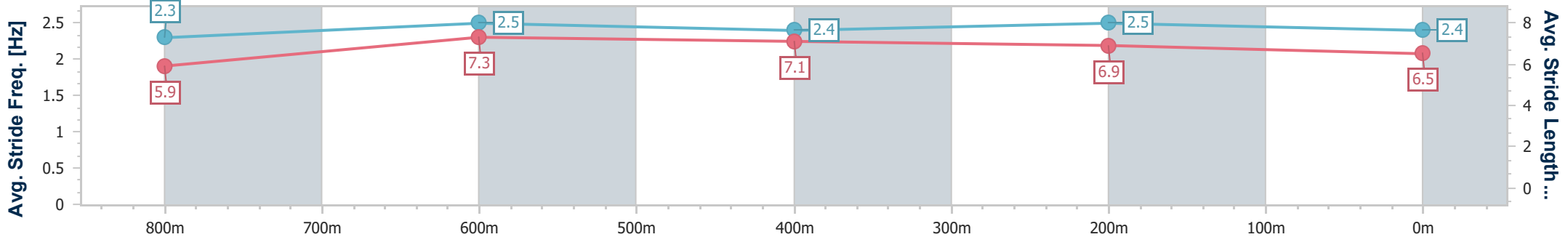
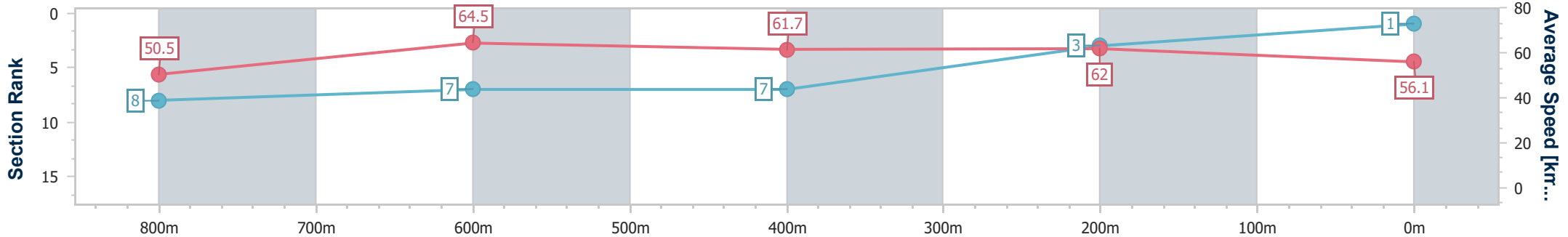
Sunshine Coast QLD Professional
 Race 4: SUNSHINE COAST BUSINESS SOLUTIONS Class 6
 Plate (4YO only QTIS bonuses applicable) - 1000m



06 July 2024 - 14:10

Track Rating: Heavy 10, Weather: Showers, Rail Position: True

Section	Overall	800m	600m	400m	200m
Section Times	1:01.92 [1] (0:14.28)	0:47.64 [8] (0:11.30)	0:36.34 [7] (0:11.87)	0:24.47 [7] (0:11.63)	0:12.84 [3] (0:12.84)
Average Speed [km/h]	50.5	64.5	61.7	62.0	56.1
Top Speed [km/h]	63.2	66.4	64.1	62.8	60.1
Avg. Dist. to Rail [m]	9.3	3.8	3.3	6.3	5.4
Avg. Stride Freq. [Hz]	2.3	2.5	2.4	2.5	2.4
Avg. Stride Length [m]	5.9	7.3	7.1	6.9	6.5



- [] Ranking at each section and finish
- .-.- No data available at this section
- NA No data available



Horse/Jockey Name	Mr Galazi
Final Rank	2
Fastest Section Time (Section)	0:11.26 (800m)
Top Speed [km/h] (Section)	65.3 (800m)
Race State	Finished



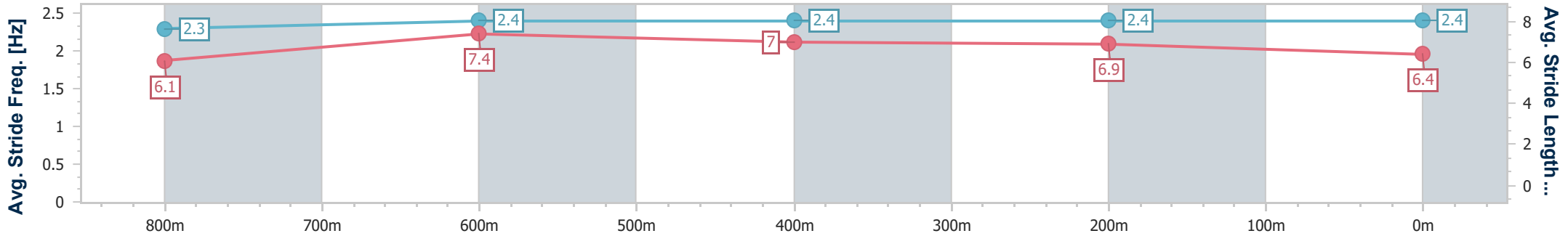
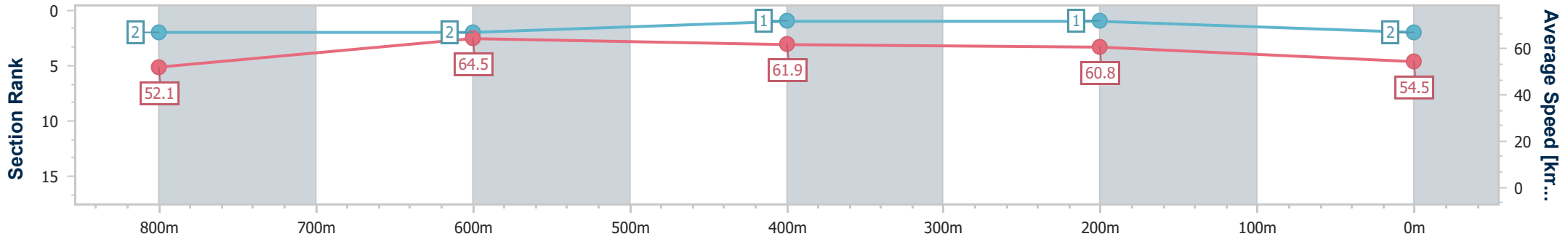
Sunshine Coast QLD Professional
 Race 4: SUNSHINE COAST BUSINESS SOLUTIONS Class 6
 Plate (4YO only QTIS bonuses applicable) - 1000m



06 July 2024 - 14:10

Track Rating: Heavy 10, Weather: Showers, Rail Position: True

Section	Overall	800m	600m	400m	200m
Section Times	1:01.93 [2] (0:13.87)	0:48.06 [2] (0:11.26)	0:36.80 [2] (0:11.75)	0:25.05 [1] (0:11.86)	0:13.19 [1] (0:13.19)
Average Speed [km/h]	52.1	64.5	61.9	60.8	54.5
Top Speed [km/h]	64.2	65.3	63.6	62.2	59.5
Avg. Dist. to Rail [m]	9.7	3.6	1.8	4.9	6.1
Avg. Stride Freq. [Hz]	2.3	2.4	2.4	2.4	2.4
Avg. Stride Length [m]	6.1	7.4	7.0	6.9	6.4



- [] Ranking at each section and finish
- .-.- No data available at this section
- NA No data available



Horse/Jockey Name	Single Touch
Final Rank	3
Fastest Section Time (Section)	0:11.43 (800m)
Top Speed [km/h] (Section)	64.5 (800m)
Race State	Finished



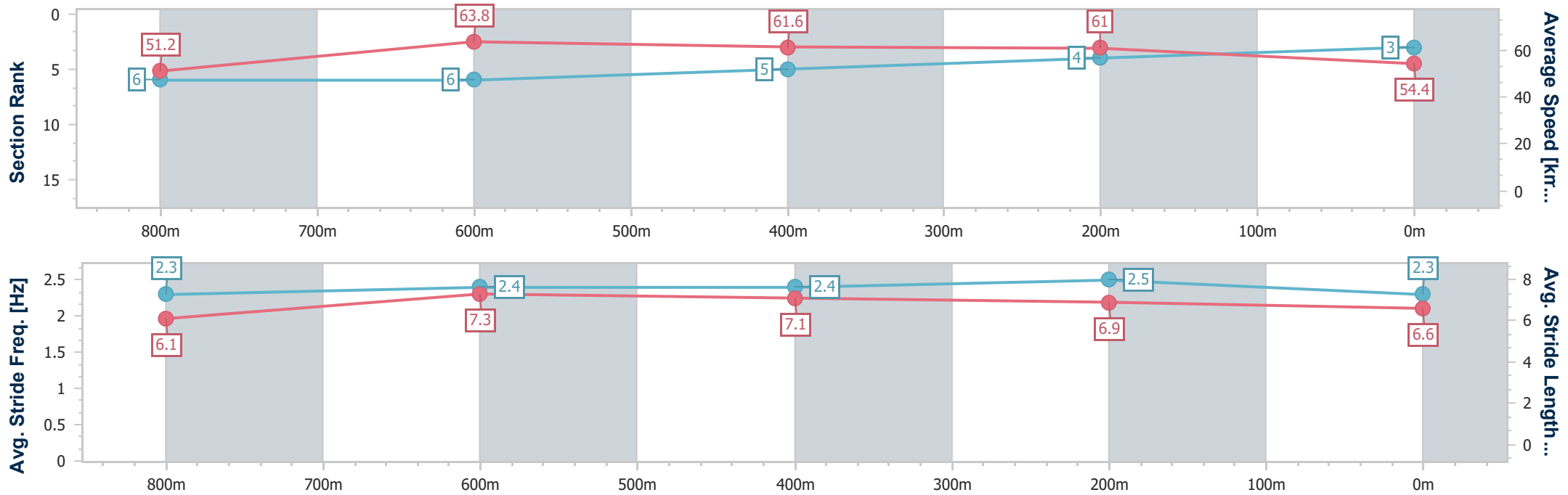
Sunshine Coast QLD Professional
 Race 4: SUNSHINE COAST BUSINESS SOLUTIONS Class 6
 Plate (4YO only QTIS bonuses applicable) - 1000m



06 July 2024 - 14:10

Track Rating: Heavy 10, Weather: Showers, Rail Position: True

Section	Overall	800m	600m	400m	200m
Section Times	1:02.36 [3] (0:14.09)	0:48.27 [6] (0:11.43)	0:36.84 [6] (0:11.79)	0:25.05 [5] (0:11.80)	0:13.25 [4] (0:13.25)
Average Speed [km/h]	51.2	63.8	61.6	61.0	54.4
Top Speed [km/h]	64.1	64.5	62.8	62.3	58.4
Avg. Dist. to Rail [m]	8.1	4.2	1.7	3.8	6.6
Avg. Stride Freq. [Hz]	2.3	2.4	2.4	2.5	2.3
Avg. Stride Length [m]	6.1	7.3	7.1	6.9	6.6



- [] Ranking at each section and finish
- .-.- No data available at this section
- NA No data available



Horse/Jockey Name	Goldsborough
Final Rank	4
Fastest Section Time (Section)	0:11.27 (800m)
Top Speed [km/h] (Section)	65.9 (800m)
Race State	Finished



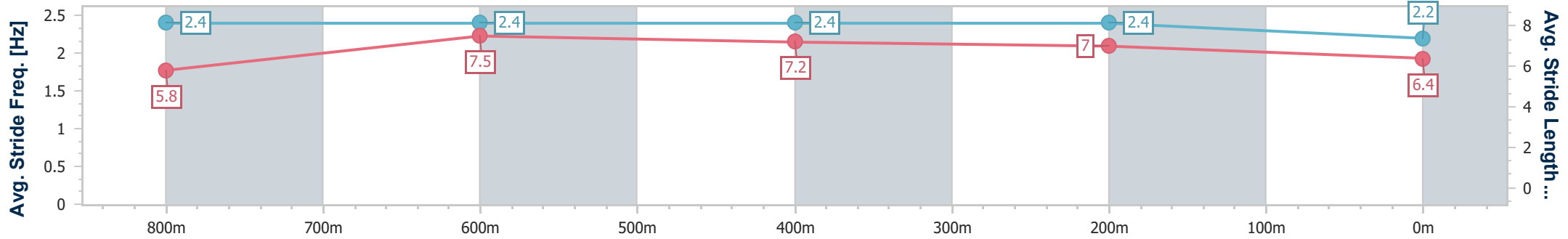
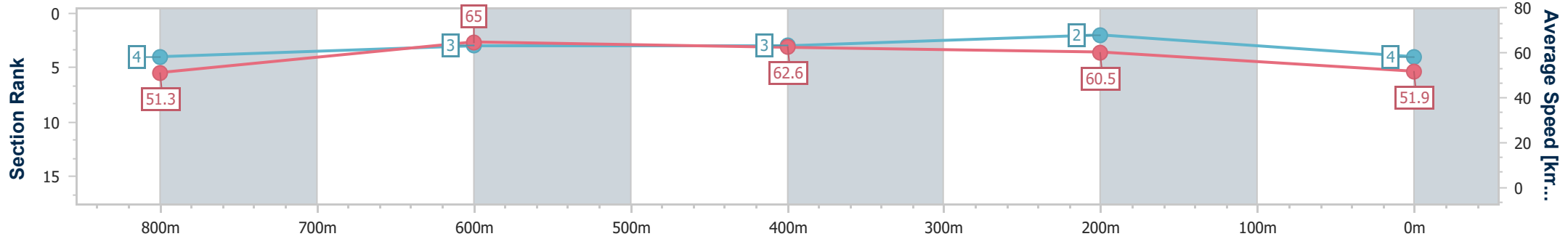
Sunshine Coast QLD Professional
 Race 4: SUNSHINE COAST BUSINESS SOLUTIONS Class 6
 Plate (4YO only QTIS bonuses applicable) - 1000m



06 July 2024 - 14:10

Track Rating: Heavy 10, Weather: Showers, Rail Position: True

Section	Overall	800m	600m	400m	200m
Section Times	1:02.91 [4] (0:14.05)	0:48.86 [4] (0:11.27)	0:37.59 [3] (0:11.81)	0:25.78 [3] (0:11.93)	0:13.85 [2] (0:13.85)
Average Speed [km/h]	51.3	65.0	62.6	60.5	51.9
Top Speed [km/h]	64.0	65.9	63.9	62.6	57.4
Avg. Dist. to Rail [m]	9.3	5.0	4.7	8.9	7.1
Avg. Stride Freq. [Hz]	2.4	2.4	2.4	2.4	2.2
Avg. Stride Length [m]	5.8	7.5	7.2	7.0	6.4



- [] Ranking at each section and finish
- .-.- No data available at this section
- NA No data available



Horse/Jockey Name	Zoumeteor
Final Rank	5
Fastest Section Time (Section)	0:11.33 (800m)
Top Speed [km/h] (Section)	66.4 (800m)
Race State	Finished



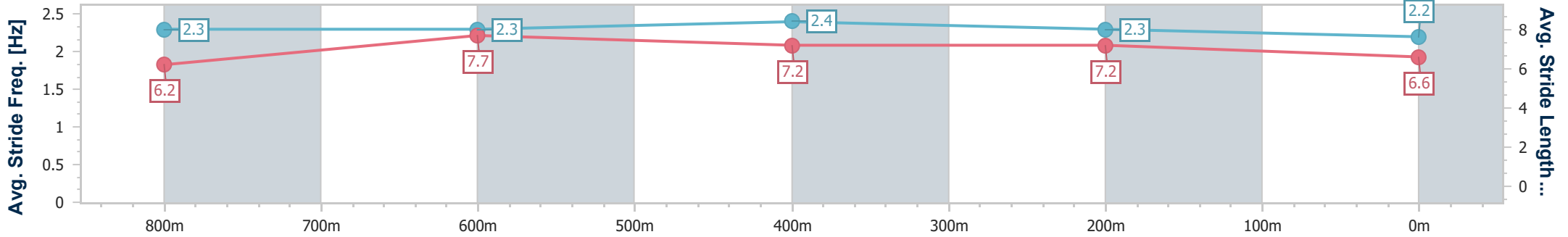
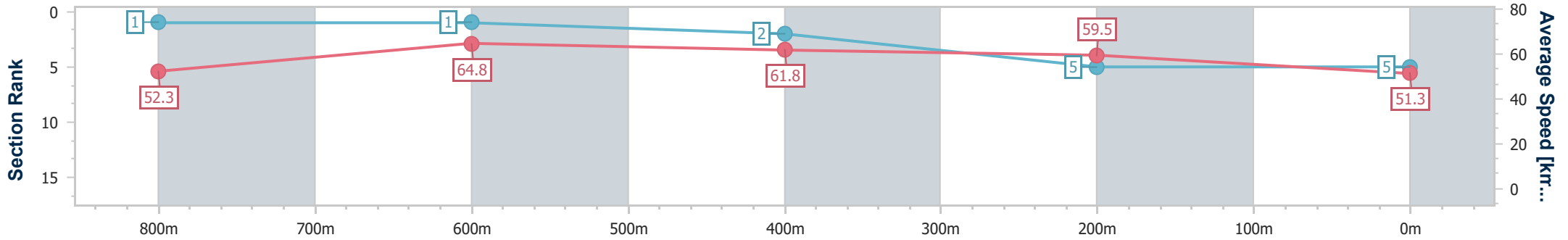
Sunshine Coast QLD Professional
 Race 4: SUNSHINE COAST BUSINESS SOLUTIONS Class 6
 Plate (4YO only QTIS bonuses applicable) - 1000m



06 July 2024 - 14:10

Track Rating: Heavy 10, Weather: Showers, Rail Position: True

Section	Overall	800m	600m	400m	200m
Section Times	1:03.16 [5] (0:13.75)	0:49.41 [1] (0:11.33)	0:38.08 [1] (0:11.96)	0:26.12 [2] (0:12.12)	0:14.00 [5] (0:14.00)
Average Speed [km/h]	52.3	64.8	61.8	59.5	51.3
Top Speed [km/h]	63.8	66.4	64.3	61.5	55.9
Avg. Dist. to Rail [m]	13.0	5.5	4.5	8.0	7.0
Avg. Stride Freq. [Hz]	2.3	2.3	2.4	2.3	2.2
Avg. Stride Length [m]	6.2	7.7	7.2	7.2	6.6



- [] Ranking at each section and finish
- .-.- No data available at this section
- NA No data available



Horse/Jockey Name	Burnish Gold
Final Rank	6
Fastest Section Time (Section)	0:11.34 (800m)
Top Speed [km/h] (Section)	66.0 (800m)
Race State	Finished



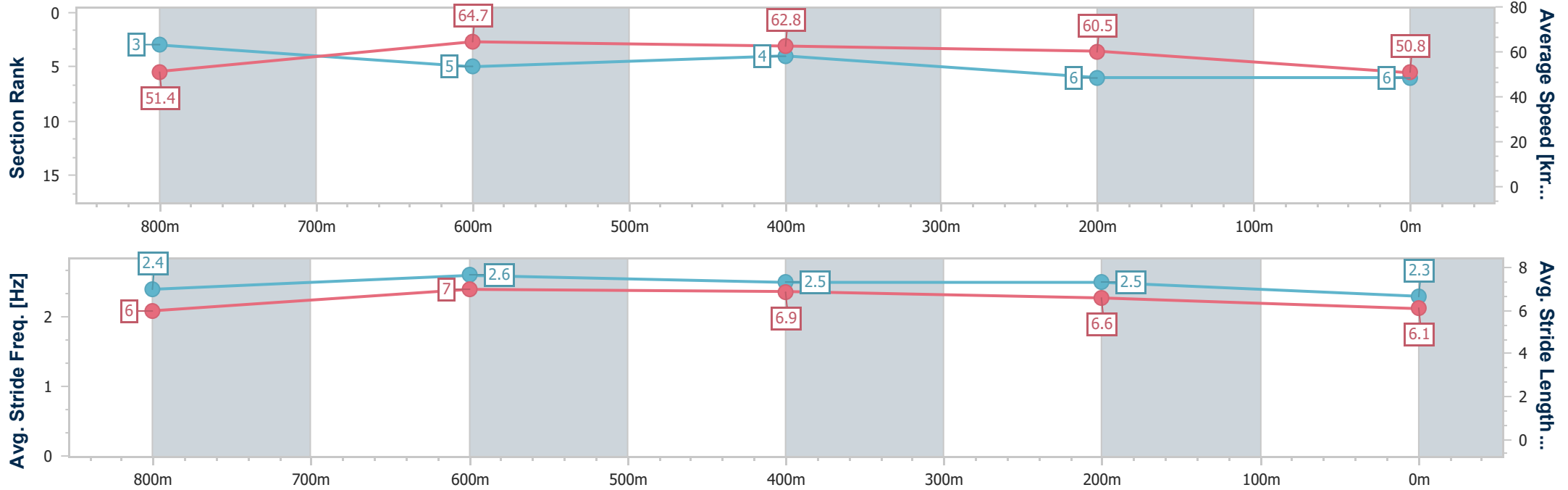
Sunshine Coast QLD Professional
 Race 4: SUNSHINE COAST BUSINESS SOLUTIONS Class 6
 Plate (4YO only QTIS bonuses applicable) - 1000m



06 July 2024 - 14:10

Track Rating: Heavy 10, Weather: Showers, Rail Position: True

Section	Overall	800m	600m	400m	200m
Section Times	1:03.38 [6] (0:14.03)	0:49.35 [3] (0:11.34)	0:38.01 [5] (0:11.92)	0:26.09 [4] (0:11.93)	0:14.16 [6] (0:14.16)
Average Speed [km/h]	51.4	64.7	62.8	60.5	50.8
Top Speed [km/h]	63.8	66.0	64.7	62.1	57.3
Avg. Dist. to Rail [m]	11.9	6.2	6.7	11.3	11.1
Avg. Stride Freq. [Hz]	2.4	2.6	2.5	2.5	2.3
Avg. Stride Length [m]	6.0	7.0	6.9	6.6	6.1



- [] Ranking at each section and finish
- .-.- No data available at this section
- NA No data available



Horse/Jockey Name	Vodka Martini
Final Rank	7
Fastest Section Time (Section)	0:11.28 (800m)
Top Speed [km/h] (Section)	66.0 (800m)
Race State	Finished



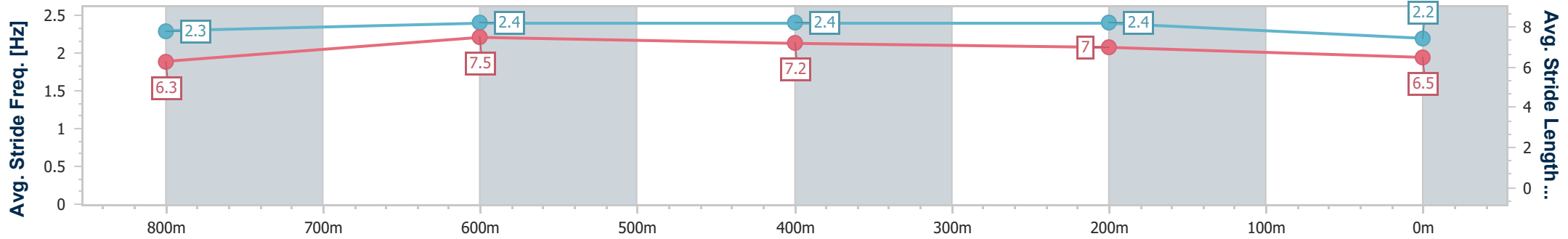
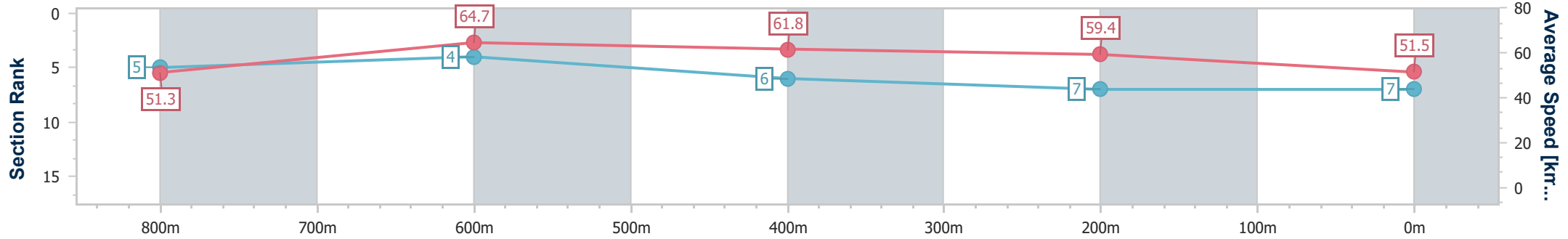
Sunshine Coast QLD Professional
 Race 4: SUNSHINE COAST BUSINESS SOLUTIONS Class 6
 Plate (4YO only QTIS bonuses applicable) - 1000m



06 July 2024 - 14:10

Track Rating: Heavy 10, Weather: Showers, Rail Position: True

Section	Overall	800m	600m	400m	200m
Section Times	1:03.48 [7] (0:14.07)	0:49.41 [5] (0:11.28)	0:38.13 [4] (0:12.03)	0:26.10 [6] (0:12.11)	0:13.99 [7] (0:13.99)
Average Speed [km/h]	51.3	64.7	61.8	59.4	51.5
Top Speed [km/h]	64.6	66.0	63.9	61.7	56.6
Avg. Dist. to Rail [m]	9.9	5.5	5.4	10.6	11.3
Avg. Stride Freq. [Hz]	2.3	2.4	2.4	2.4	2.2
Avg. Stride Length [m]	6.3	7.5	7.2	7.0	6.5



- [] Ranking at each section and finish
- .-.- No data available at this section
- NA No data available



Horse/Jockey Name	Uncle Russ
Final Rank	8
Fastest Section Time (Section)	0:11.40 (800m)
Top Speed [km/h] (Section)	66.0 (800m)
Race State	Finished



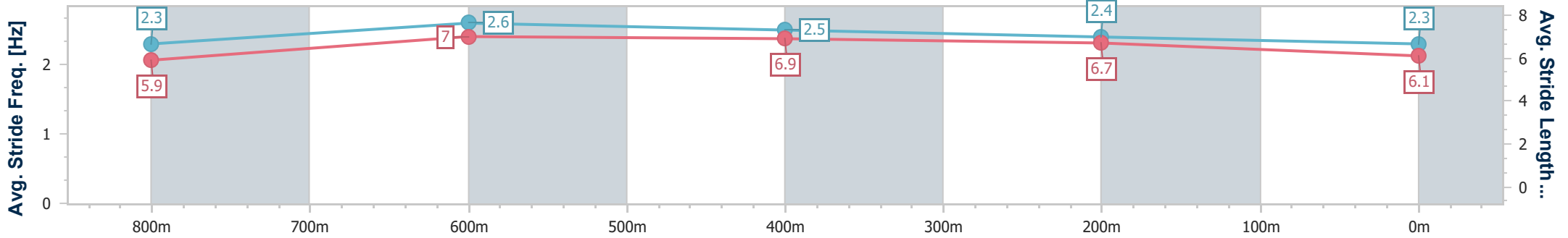
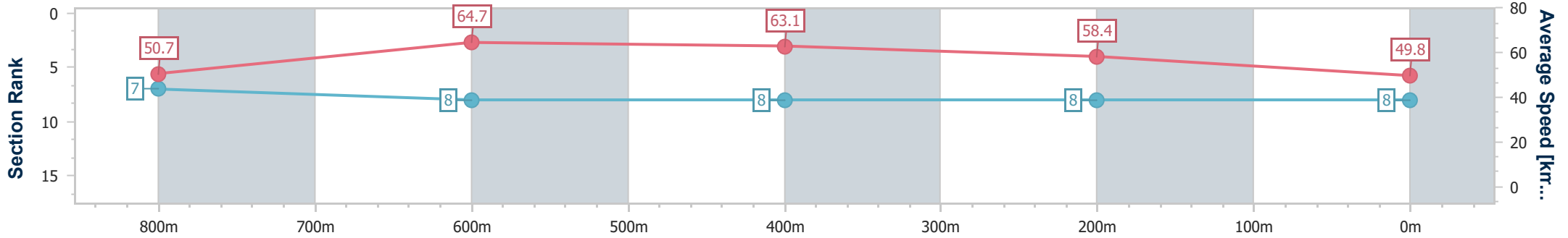
Sunshine Coast QLD Professional
 Race 4: SUNSHINE COAST BUSINESS SOLUTIONS Class 6
 Plate (4YO only QTIS bonuses applicable) - 1000m



06 July 2024 - 14:10

Track Rating: Heavy 10, Weather: Showers, Rail Position: True

Section	Overall	800m	600m	400m	200m
Section Times	1:04.22 [8] (0:14.21)	0:50.01 [7] (0:11.40)	0:38.61 [8] (0:11.84)	0:26.77 [8] (0:12.29)	0:14.48 [8] (0:14.48)
Average Speed [km/h]	50.7	64.7	63.1	58.4	49.8
Top Speed [km/h]	64.4	66.0	64.0	60.6	55.3
Avg. Dist. to Rail [m]	13.7	7.6	5.7	10.6	11.6
Avg. Stride Freq. [Hz]	2.3	2.6	2.5	2.4	2.3
Avg. Stride Length [m]	5.9	7.0	6.9	6.7	6.1



- [] Ranking at each section and finish
- .-.- No data available at this section
- NA No data available