

Track Rating: Soft 7, Weather: Fine, Rail Position: +4m Entire

Section		Field Times										Last 600m	
		Overall	1200m	1000m	800m	600m	400m					0:35.95	
		(0:11.63)	(0:11.67)	(0:12.56)	(0:12.59)	(0:12.27)	(0:11.72)						
Rank	TAB	Horse/Jockey	Barrier	Top Speed [km/h]	Fastest Section							Distance Travelled [m]	
1	7	MAJESTIC TEAKO	11	63.7	0:11.64	1:24.40 [1]	1:12.76 [2]	1:01.10 [1]	0:48.54 [1]	0:35.95 [1]	0:23.68 [1]	0:35.95	
		Rikki Jamieson		1200m	Overall	(0:11.64)	(0:11.66)	(0:12.56)	(0:12.59)	(0:12.27)	(0:11.72)		
2	2	BRING ME SAKI	10	63.0	0:11.63	1:24.47 [2]	1:12.84 [1]	1:00.99 [2]	0:48.30 [2]	0:35.90 [2]	0:23.66 [2]	0:35.90	+3
		Dale Smith		Overall	Overall	(0:11.63)	(0:11.85)	(0:12.69)	(0:12.40)	(0:12.24)	(0:11.76)		
3	12	MISS PALLADIUM	8	62.3	0:11.74	1:24.91 [3]	1:13.17 [3]	1:01.16 [3]	0:48.64 [3]	0:36.07 [3]	0:23.80 [3]	0:36.07	+0
		Kyle Wilson-Taylor		400m	Overall	(0:11.74)	(0:12.01)	(0:12.52)	(0:12.57)	(0:12.27)	(0:11.88)		
4	1	PICKAXE	1	62.1	0:11.83	1:25.10 [4]	1:13.16 [5]	1:01.04 [5]	0:48.48 [5]	0:36.06 [5]	0:23.76 [4]	0:36.06	-1
		Cody Collis		400m	200m	(0:11.94)	(0:12.12)	(0:12.56)	(0:12.42)	(0:12.30)	(0:11.93)		
5	5	STROMA ASTER	3	62.0	0:11.81	1:25.63 [5]	1:13.16 [12]	1:01.03 [11]	0:48.46 [11]	0:36.07 [9]	0:23.73 [10]	0:36.07	-1
		Marnu Potgieter		200m	200m	(0:12.47)	(0:12.13)	(0:12.57)	(0:12.39)	(0:12.34)	(0:11.92)		
6	8	THE VOCALIST	7	60.9	0:12.01	1:25.72 [6]	1:13.55 [8]	1:01.54 [7]	0:48.93 [7]	0:36.38 [8]	0:24.29 [6]	0:36.38	+9
		Micheal Hellyer		1200m	1200m	(0:12.17)	(0:12.01)	(0:12.61)	(0:12.55)	(0:12.09)	(0:12.21)		
7	13	ARIK LAD	2	61.0	0:12.05	1:25.74 [7]	1:13.49 [9]	1:01.41 [8]	0:48.84 [8]	0:36.43 [7]	0:24.18 [7]	0:36.43	-1
		Nozi Tomizawa		400m	400m	(0:12.25)	(0:12.08)	(0:12.57)	(0:12.41)	(0:12.25)	(0:12.05)		
8	10	JENNY'S ROSE	4	62.3	0:11.70	1:25.84 [8]	1:13.55 [10]	1:01.42 [9]	0:48.80 [9]	0:36.20 [11]	0:23.83 [12]	0:36.20	+4
		Angela Jones		200m	200m	(0:12.29)	(0:12.13)	(0:12.62)	(0:12.60)	(0:12.37)	(0:12.13)		
9	11	CHASING POINT	9	61.4	0:11.76	1:26.14 [9]	1:14.38 [4]	1:02.37 [4]	0:49.67 [4]	0:37.18 [4]	0:24.79 [5]	0:37.18	+5
		Damien Thornton		Overall	Overall	(0:11.76)	(0:12.01)	(0:12.70)	(0:12.49)	(0:12.39)	(0:12.38)		
10	14	BEAU MONDE	12	61.3	0:12.07	1:26.20 [10]	1:13.87 [11]	1:01.46 [12]	0:48.99 [12]	0:36.38 [12]	0:24.24 [11]	0:36.38	+3
		Noriyuki Masuda		600m	400m	(0:12.33)	(0:12.41)	(0:12.47)	(0:12.61)	(0:12.14)	(0:12.07)		

Scratched: Mystic Mac (#3), Explicable (#6), Better Than Anyone (#15), Express Payment (#4)



Ipswich QLD Professional
 Race 5: TAB Maiden Handicap - 1350m
 05 July 2024 - 14:34



Track Rating: Soft 7, Weather: Fine, Rail Position: +4m Entire

Section	Overall	1200m	1000m	800m	600m	400m	Last 600m
Field Times	1:24.40 (0:11.63)	1:12.77 (0:11.67)	1:01.10 (0:12.56)	0:48.54 (0:12.59)	0:35.95 (0:12.27)	0:23.68 (0:11.72)	0:35.95

Rank	TAB	Horse/Jockey	Barrier	Top Speed [km/h]	Fastest Section	Overall	1200m	1000m	800m	600m	400m	Last 600m	Distance Travelled [m]
11	16	LUCIFER THE CAT Karl Zechner	15	61.1 Overall	0:12.10 Overall	1:26.49 [11] (0:12.10)	1:14.39 [7] (0:12.45)	1:01.94 [10] (0:12.61)	0:49.33 [10] (0:12.46)	0:36.87 [10] (0:12.12)	0:24.75 [9] (0:12.21)	0:36.87	+9
12	9	ANIMAL OF WAR Madeleine Wishart	6	60.0 1200m	0:11.99 Overall	1:26.81 [12] (0:11.99)	1:14.82 [6] (0:12.13)	1:02.69 [6] (0:12.61)	0:50.08 [6] (0:12.51)	0:37.57 [6] (0:12.39)	0:25.18 [8] (0:12.43)	0:37.57	+5

Scratched: Mystic Mac (#3), Explicable (#6), Better Than Anyone (#15), Express Payment (#4)

Track Rating: Soft 7, Weather: Fine, Rail Position: +4m Entire

Section				200m				Last 600m	
Field Times				0:11.96 (0:11.96)				0:35.95	
Rank	TAB	Horse/Jockey	Barrier	Top Speed [km/h]	Fastest Section	Margin			Distance Travelled [m]
1	7	MAJESTIC TEAKO Rikki Jamieson	11	63.7 1200m	0:11.64 Overall	0:11.96 [1] (0:11.96)	1:24.40		0:35.95
2	2	BRING ME SAKI Dale Smith	10	63.0 Overall	0:11.63 Overall	0:11.90 [2] (0:11.90)	0.43L		0:35.90 +3
3	12	MISS PALLADIUM Kyle Wilson-Taylor	8	62.3 400m	0:11.74 Overall	0:11.92 [3] (0:11.92)	3.04L		0:36.07 +0
4	1	PICKAXE Cody Collis	1	62.1 400m	0:11.83 200m	0:11.83 [4] (0:11.83)	4.14L		0:36.06 -1
5	5	STROMA ASTER Marnu Potgieter	3	62.0 200m	0:11.81 200m	0:11.81 [8] (0:11.81)	7.28L		0:36.07 -1
6	8	THE VOCALIST Micheal Hellyer	7	60.9 1200m	0:12.01 1200m	0:12.08 [6] (0:12.08)	7.8L		0:36.38 +9
7	13	ARIK LAD Nozi Tomizawa	2	61.0 400m	0:12.05 400m	0:12.13 [5] (0:12.13)	7.88L		0:36.43 -1
8	10	JENNY'S ROSE Angela Jones	4	62.3 200m	0:11.70 200m	0:11.70 [12] (0:11.70)	8.52L		0:36.20 +4
9	11	CHASING POINT Damien Thornton	9	61.4 Overall	0:11.76 Overall	0:12.41 [7] (0:12.41)	10.24L		0:37.18 +5
10	14	BEAU MONDE Noriyuki Masuda	12	61.3 600m	0:12.07 400m	0:12.17 [10] (0:12.17)	10.61L		0:36.38 +3

Scratched: Mystic Mac (#3), Explicable (#6), Better Than Anyone (#15), Express Payment (#4)



Ipswich QLD Professional
 Race 5: TAB Maiden Handicap - 1350m
 05 July 2024 - 14:34



Track Rating: Soft 7, Weather: Fine, Rail Position: +4m Entire

Section				200m				Last 600m		
Field Times				0:11.96 (0:11.96)				0:35.95		
Rank	TAB	Horse/Jockey	Barrier	Top Speed [km/h]	Fastest Section	Margin			Distance Travelled [m]	
11	16	LUCIFER THE CAT	15	61.1	0:12.10	0:12.54 [9]	12.34L		0:36.87	+9
		Karl Zechner		Overall	Overall	(0:12.54)				
12	9	ANIMAL OF WAR	6	60.0	0:11.99	0:12.75 [11]	14.2L		0:37.57	+5
		Madeleine Wishart		1200m	Overall	(0:12.75)				

Scratched: Mystic Mac (#3), Explicable (#6), Better Than Anyone (#15), Express Payment (#4)



Horse/Jockey Name	Majestic Teako
Final Rank	1
Fastest Section Time (Section)	0:11.64 (Overall)
Top Speed [km/h] (Section)	63.7 (1200m)
Race State	Finished



Ipswich QLD Professional

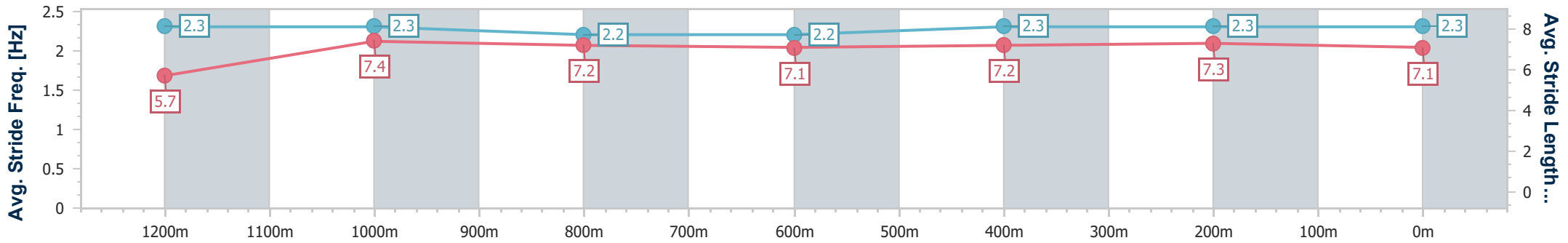
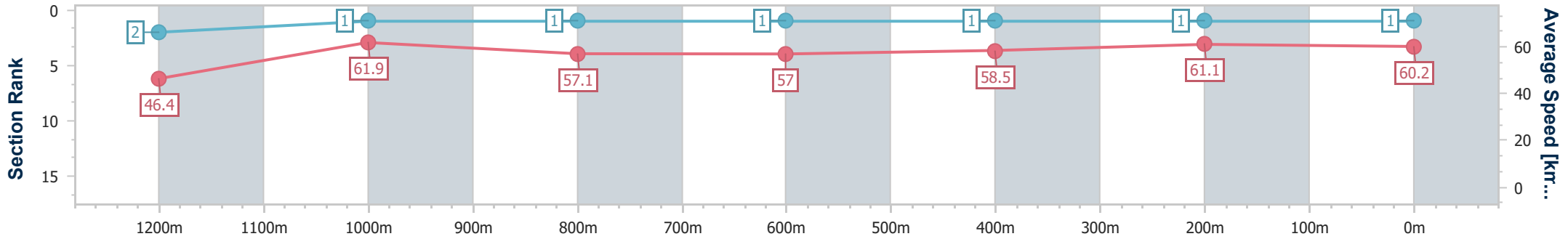
Race 5: TAB Maiden Handicap - 1350m

05 July 2024 - 14:34



Track Rating: Soft 7, Weather: Fine, Rail Position: +4m Entire

Section	Overall	1200m	1000m	800m	600m	400m	200m
Section Times	1:24.40 [1] (0:11.64)	1:12.76 [2] (0:11.66)	1:01.10 [1] (0:12.56)	0:48.54 [1] (0:12.59)	0:35.95 [1] (0:12.27)	0:23.68 [1] (0:11.72)	0:11.96 [1] (0:11.96)
Average Speed [km/h]	46.4	61.9	57.1	57.0	58.5	61.1	60.2
Top Speed [km/h]	63.6	63.7	60.4	58.8	60.0	62.5	62.6
Avg. Dist. to Rail [m]	8.3	4.0	0.7	1.3	1.4	0.7	0.6
Avg. Stride Freq. [Hz]	2.3	2.3	2.2	2.2	2.3	2.3	2.3
Avg. Stride Length [m]	5.7	7.4	7.2	7.1	7.2	7.3	7.1



- [] Ranking at each section and finish
- .-.- No data available at this section
- NA No data available



Horse/Jockey Name	Bring Me Saki
Final Rank	2
Fastest Section Time (Section)	0:11.63 (Overall)
Top Speed [km/h] (Section)	63.0 (Overall)
Race State	Finished



Ipswich QLD Professional

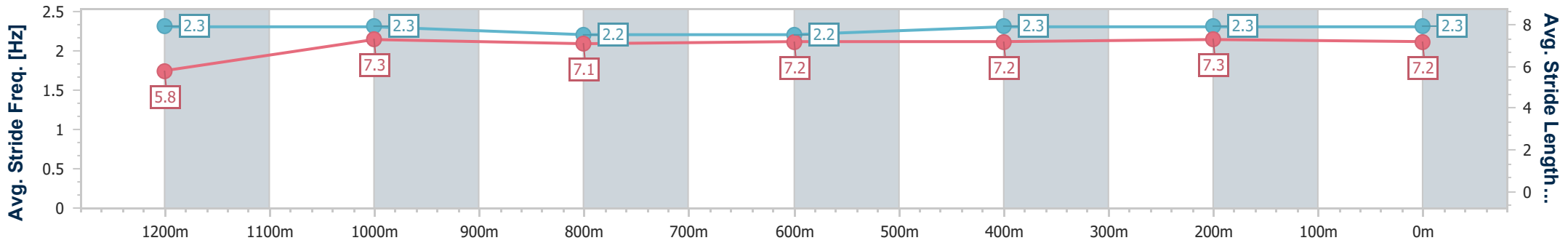
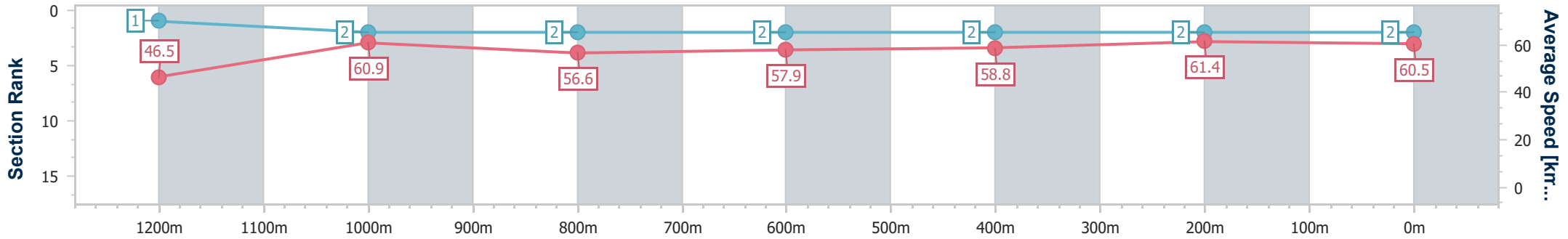
Race 5: TAB Maiden Handicap - 1350m

05 July 2024 - 14:34



Track Rating: Soft 7, Weather: Fine, Rail Position: +4m Entire

Section	Overall	1200m	1000m	800m	600m	400m	200m
Section Times	1:24.47 [2] (0:11.63)	1:12.84 [1] (0:11.85)	1:00.99 [2] (0:12.69)	0:48.30 [2] (0:12.40)	0:35.90 [2] (0:12.24)	0:23.66 [2] (0:11.76)	0:11.90 [2] (0:11.90)
Average Speed [km/h]	46.5	60.9	56.6	57.9	58.8	61.4	60.5
Top Speed [km/h]	63.0	62.2	58.0	59.0	60.6	63.0	62.0
Avg. Dist. to Rail [m]	6.9	2.3	0.5	0.8	0.2	1.4	2.2
Avg. Stride Freq. [Hz]	2.3	2.3	2.2	2.2	2.3	2.3	2.3
Avg. Stride Length [m]	5.8	7.3	7.1	7.2	7.2	7.3	7.2



- [] Ranking at each section and finish
- .-.- No data available at this section
- NA No data available



Horse/Jockey Name	Miss Palladium
Final Rank	3
Fastest Section Time (Section)	0:11.74 (Overall)
Top Speed [km/h] (Section)	62.3 (400m)
Race State	Finished



Ipswich QLD Professional

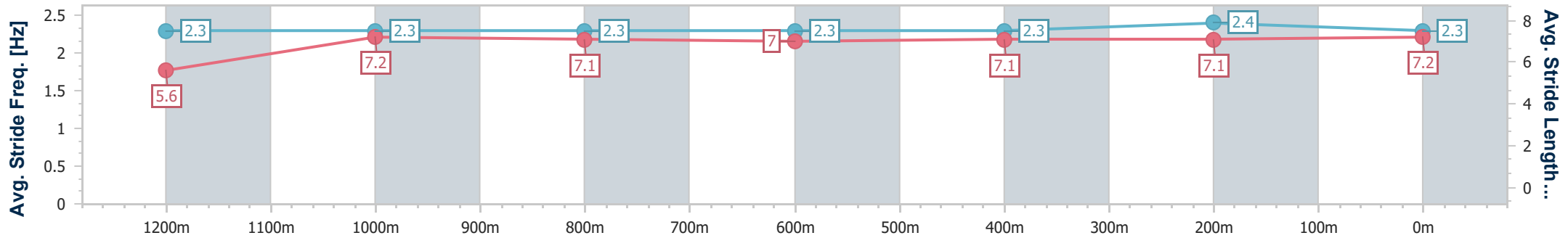
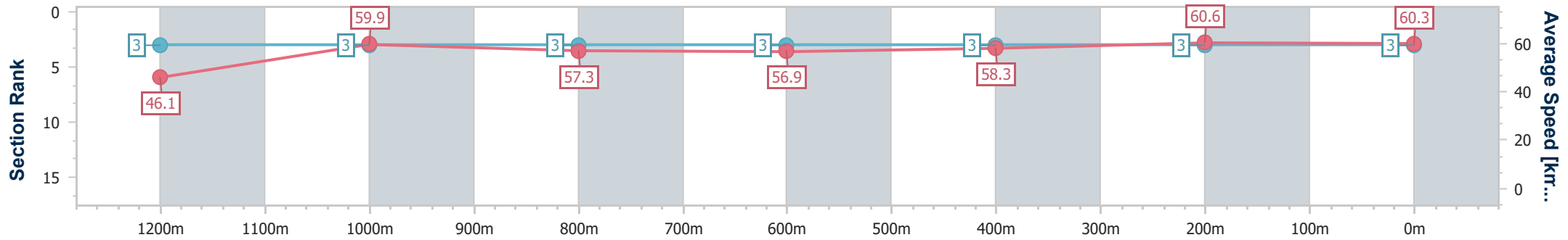
Race 5: TAB Maiden Handicap - 1350m

05 July 2024 - 14:34



Track Rating: Soft 7, Weather: Fine, Rail Position: +4m Entire

Section	Overall	1200m	1000m	800m	600m	400m	200m
Section Times	1:24.91 [3] (0:11.74)	1:13.17 [3] (0:12.01)	1:01.16 [3] (0:12.52)	0:48.64 [3] (0:12.57)	0:36.07 [3] (0:12.27)	0:23.80 [3] (0:11.88)	0:11.92 [3] (0:11.92)
Average Speed [km/h]	46.1	59.9	57.3	56.9	58.3	60.6	60.3
Top Speed [km/h]	61.5	61.0	58.6	58.3	59.4	62.3	62.2
Avg. Dist. to Rail [m]	5.1	1.3	0.6	1.5	1.3	0.7	1.8
Avg. Stride Freq. [Hz]	2.3	2.3	2.3	2.3	2.3	2.4	2.3
Avg. Stride Length [m]	5.6	7.2	7.1	7.0	7.1	7.1	7.2



- [] Ranking at each section and finish
- .-.- No data available at this section
- NA No data available



Horse/Jockey Name	Pickaxe
Final Rank	4
Fastest Section Time (Section)	0:11.83 (200m)
Top Speed [km/h] (Section)	62.1 (400m)
Race State	Finished



Ipswich QLD Professional

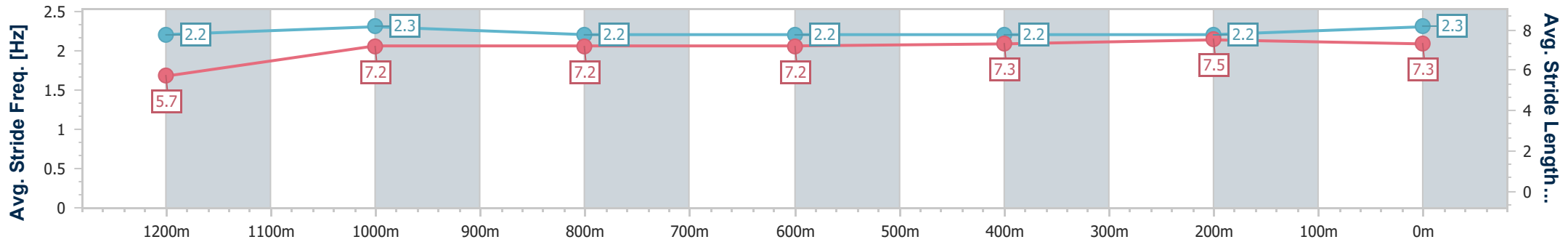
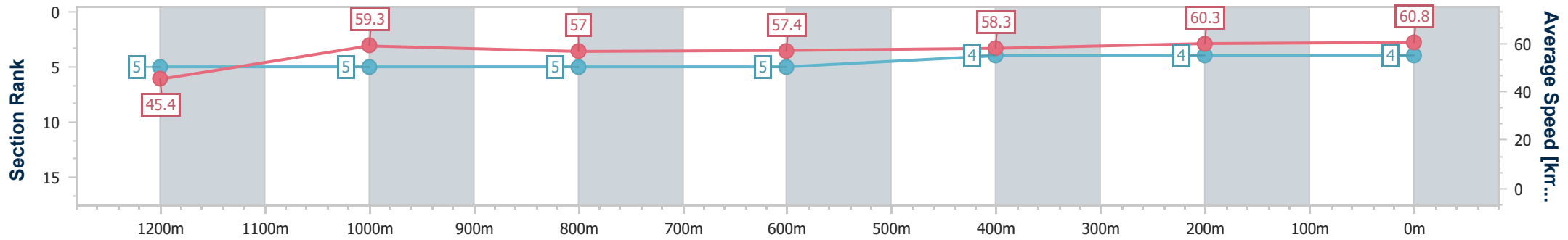
Race 5: TAB Maiden Handicap - 1350m

05 July 2024 - 14:34



Track Rating: Soft 7, Weather: Fine, Rail Position: +4m Entire

Section	Overall	1200m	1000m	800m	600m	400m	200m
Section Times	1:25.10 [4] (0:11.94)	1:13.16 [5] (0:12.12)	1:01.04 [5] (0:12.56)	0:48.48 [5] (0:12.42)	0:36.06 [5] (0:12.30)	0:23.76 [4] (0:11.93)	0:11.83 [4] (0:11.83)
Average Speed [km/h]	45.4	59.3	57.0	57.4	58.3	60.3	60.8
Top Speed [km/h]	61.1	60.4	58.4	58.2	59.5	62.1	62.0
Avg. Dist. to Rail [m]	1.0	0.7	1.6	2.2	1.4	1.1	3.6
Avg. Stride Freq. [Hz]	2.2	2.3	2.2	2.2	2.2	2.2	2.3
Avg. Stride Length [m]	5.7	7.2	7.2	7.2	7.3	7.5	7.3



- [] Ranking at each section and finish
- .-.- No data available at this section
- NA No data available



Horse/Jockey Name	Stroma Aster
Final Rank	5
Fastest Section Time (Section)	0:11.81 (200m)
Top Speed [km/h] (Section)	62.0 (200m)
Race State	Finished



Ipswich QLD Professional

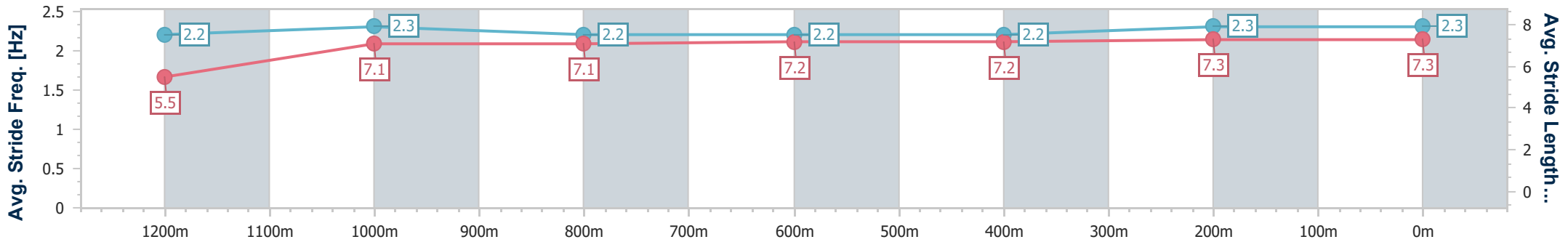
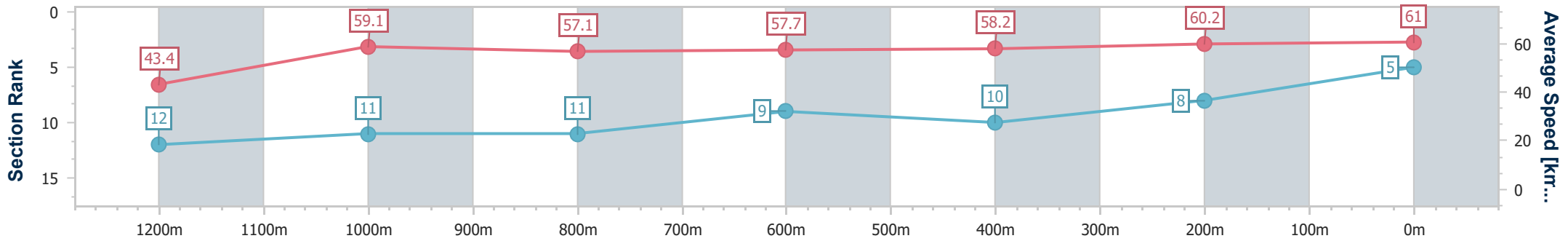
Race 5: TAB Maiden Handicap - 1350m

05 July 2024 - 14:34



Track Rating: Soft 7, Weather: Fine, Rail Position: +4m Entire

Section	Overall	1200m	1000m	800m	600m	400m	200m
Section Times	1:25.63 [5] (0:12.47)	1:13.16 [12] (0:12.13)	1:01.03 [11] (0:12.57)	0:48.46 [11] (0:12.39)	0:36.07 [9] (0:12.34)	0:23.73 [10] (0:11.92)	0:11.81 [8] (0:11.81)
Average Speed [km/h]	43.4	59.1	57.1	57.7	58.2	60.2	61.0
Top Speed [km/h]	58.9	60.4	58.0	59.4	59.4	61.4	62.0
Avg. Dist. to Rail [m]	1.2	0.6	1.0	1.7	1.2	1.3	2.8
Avg. Stride Freq. [Hz]	2.2	2.3	2.2	2.2	2.2	2.3	2.3
Avg. Stride Length [m]	5.5	7.1	7.1	7.2	7.2	7.3	7.3



- [] Ranking at each section and finish
- .-.- No data available at this section
- NA No data available



Horse/Jockey Name	The Vocalist
Final Rank	6
Fastest Section Time (Section)	0:12.01 (1200m)
Top Speed [km/h] (Section)	60.9 (1200m)
Race State	Finished

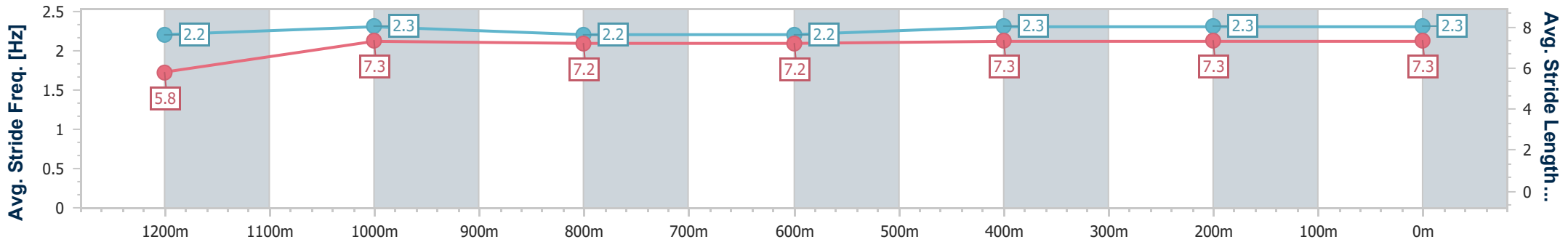
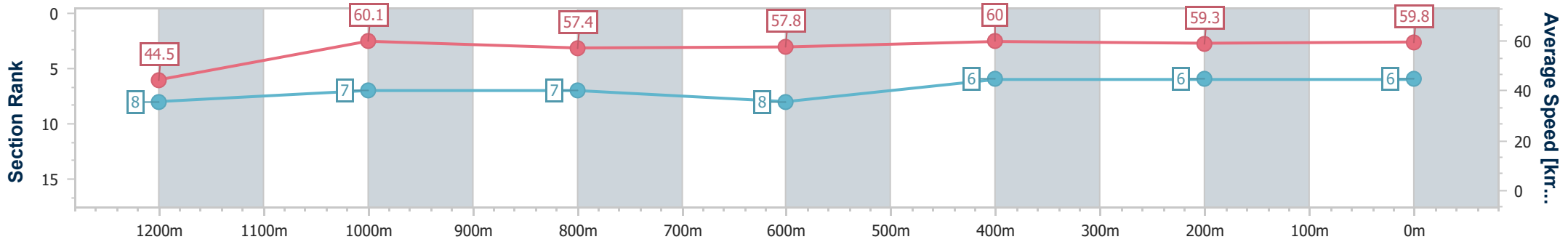


Ipswich QLD Professional
 Race 5: TAB Maiden Handicap - 1350m
 05 July 2024 - 14:34



Track Rating: Soft 7, Weather: Fine, Rail Position: +4m Entire

Section	Overall	1200m	1000m	800m	600m	400m	200m
Section Times	1:25.72 [6] (0:12.17)	1:13.55 [8] (0:12.01)	1:01.54 [7] (0:12.61)	0:48.93 [7] (0:12.55)	0:36.38 [8] (0:12.09)	0:24.29 [6] (0:12.21)	0:12.08 [6] (0:12.08)
Average Speed [km/h]	44.5	60.1	57.4	57.8	60.0	59.3	59.8
Top Speed [km/h]	60.7	60.9	59.8	59.9	60.9	60.4	60.5
Avg. Dist. to Rail [m]	4.2	2.9	2.5	1.7	1.7	2.3	5.1
Avg. Stride Freq. [Hz]	2.2	2.3	2.2	2.2	2.3	2.3	2.3
Avg. Stride Length [m]	5.8	7.3	7.2	7.2	7.3	7.3	7.3



- [] Ranking at each section and finish
- .-.- No data available at this section
- NA No data available



Horse/Jockey Name	Arik Lad
Final Rank	7
Fastest Section Time (Section)	0:12.05 (400m)
Top Speed [km/h] (Section)	61.0 (400m)
Race State	Finished



Ipswich QLD Professional

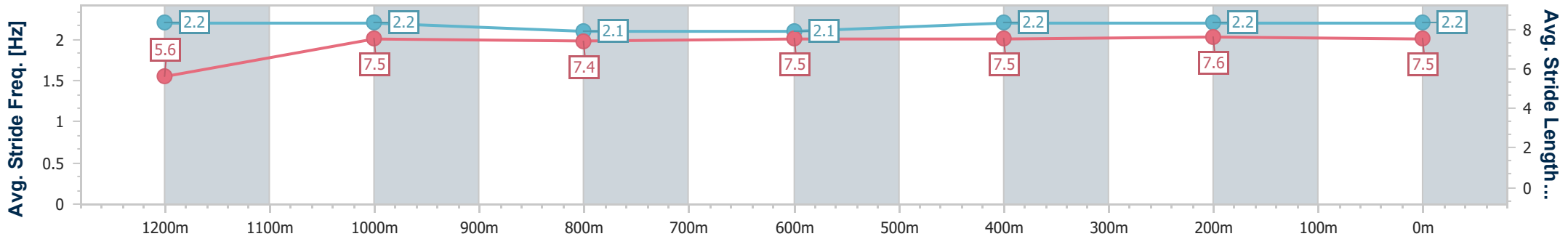
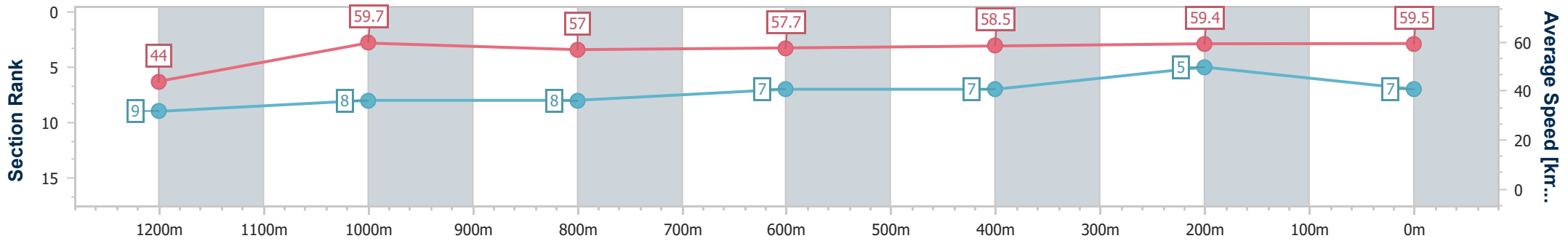
Race 5: TAB Maiden Handicap - 1350m

05 July 2024 - 14:34



Track Rating: Soft 7, Weather: Fine, Rail Position: +4m Entire

Section	Overall	1200m	1000m	800m	600m	400m	200m
Section Times	1:25.74 [7] (0:12.25)	1:13.49 [9] (0:12.08)	1:01.41 [8] (0:12.57)	0:48.84 [8] (0:12.41)	0:36.43 [7] (0:12.25)	0:24.18 [7] (0:12.05)	0:12.13 [5] (0:12.13)
Average Speed [km/h]	44.0	59.7	57.0	57.7	58.5	59.4	59.5
Top Speed [km/h]	59.7	60.6	57.8	58.7	59.1	61.0	60.8
Avg. Dist. to Rail [m]	1.3	0.5	1.0	1.8	1.5	0.7	0.9
Avg. Stride Freq. [Hz]	2.2	2.2	2.1	2.1	2.2	2.2	2.2
Avg. Stride Length [m]	5.6	7.5	7.4	7.5	7.5	7.6	7.5



- [] Ranking at each section and finish
- .-.- No data available at this section
- NA No data available



Horse/Jockey Name	Jenny's Rose
Final Rank	8
Fastest Section Time (Section)	0:11.70 (200m)
Top Speed [km/h] (Section)	62.3 (200m)
Race State	Finished

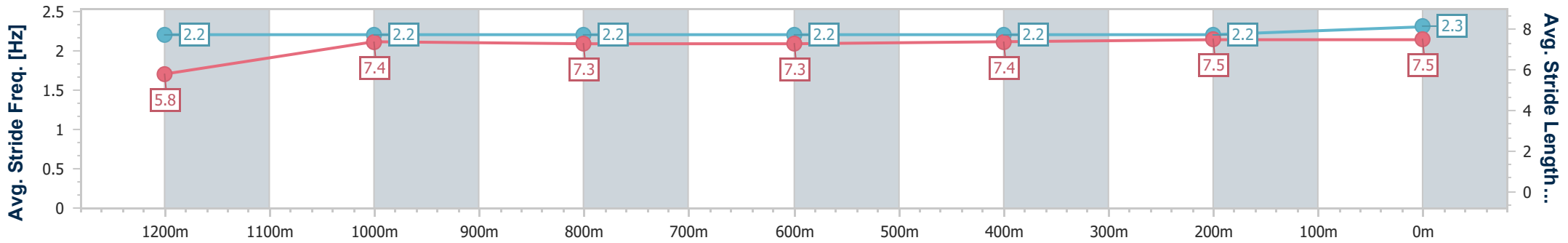
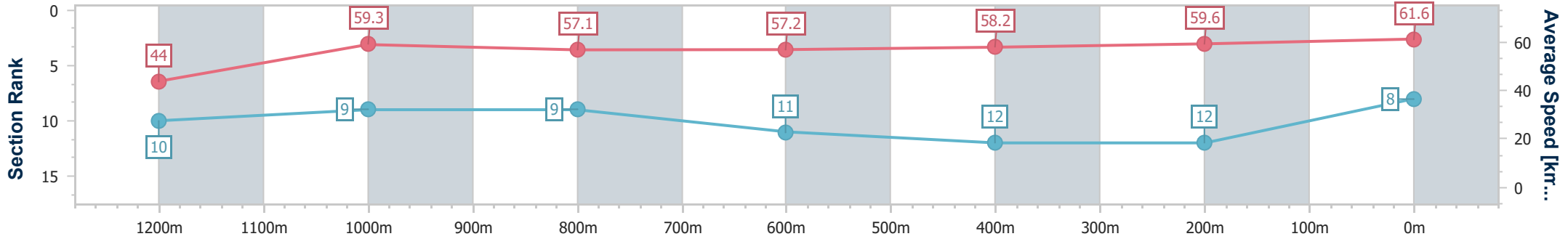


Ipswich QLD Professional
 Race 5: TAB Maiden Handicap - 1350m
 05 July 2024 - 14:34



Track Rating: Soft 7, Weather: Fine, Rail Position: +4m Entire

Section	Overall	1200m	1000m	800m	600m	400m	200m
Section Times	1:25.84 [8] (0:12.29)	1:13.55 [10] (0:12.13)	1:01.42 [9] (0:12.62)	0:48.80 [9] (0:12.60)	0:36.20 [11] (0:12.37)	0:23.83 [12] (0:12.13)	0:11.70 [12] (0:11.70)
Average Speed [km/h]	44.0	59.3	57.1	57.2	58.2	59.6	61.6
Top Speed [km/h]	61.3	61.0	58.2	59.5	59.7	61.6	62.3
Avg. Dist. to Rail [m]	2.8	1.3	0.6	0.3	0.3	0.6	0.9
Avg. Stride Freq. [Hz]	2.2	2.2	2.2	2.2	2.2	2.2	2.3
Avg. Stride Length [m]	5.8	7.4	7.3	7.3	7.4	7.5	7.5



- [] Ranking at each section and finish
- .-.- No data available at this section
- NA No data available



Horse/Jockey Name	Chasing Point
Final Rank	9
Fastest Section Time (Section)	0:11.76 (Overall)
Top Speed [km/h] (Section)	61.4 (Overall)
Race State	Finished

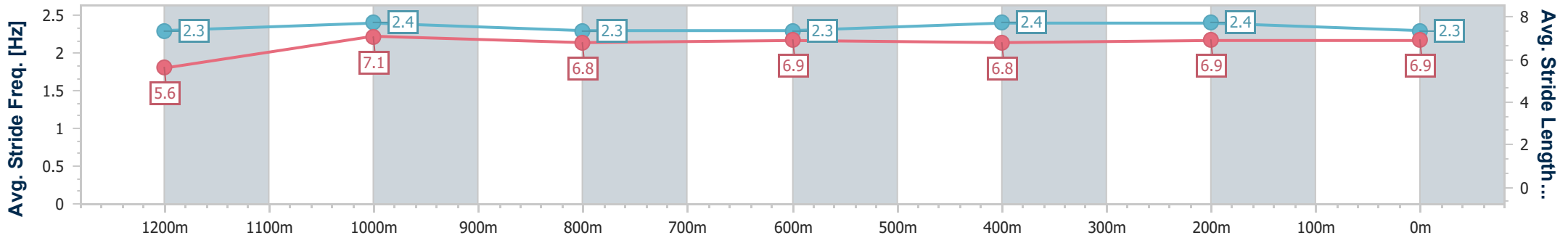
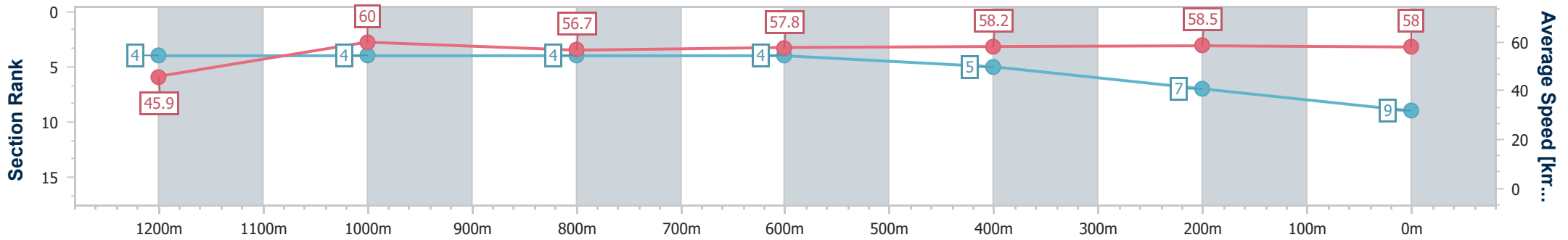


Ipswich QLD Professional
 Race 5: TAB Maiden Handicap - 1350m
 05 July 2024 - 14:34



Track Rating: Soft 7, Weather: Fine, Rail Position: +4m Entire

Section	Overall	1200m	1000m	800m	600m	400m	200m
Section Times	1:26.14 [9] (0:11.76)	1:14.38 [4] (0:12.01)	1:02.37 [4] (0:12.70)	0:49.67 [4] (0:12.49)	0:37.18 [4] (0:12.39)	0:24.79 [5] (0:12.38)	0:12.41 [7] (0:12.41)
Average Speed [km/h]	45.9	60.0	56.7	57.8	58.2	58.5	58.0
Top Speed [km/h]	61.4	61.0	59.1	59.0	59.6	59.5	59.6
Avg. Dist. to Rail [m]	5.6	2.1	0.3	0.5	0.8	1.7	3.6
Avg. Stride Freq. [Hz]	2.3	2.4	2.3	2.3	2.4	2.4	2.3
Avg. Stride Length [m]	5.6	7.1	6.8	6.9	6.8	6.9	6.9





Horse/Jockey Name	Beau Monde
Final Rank	10
Fastest Section Time (Section)	0:12.07 (400m)
Top Speed [km/h] (Section)	61.3 (600m)
Race State	Finished

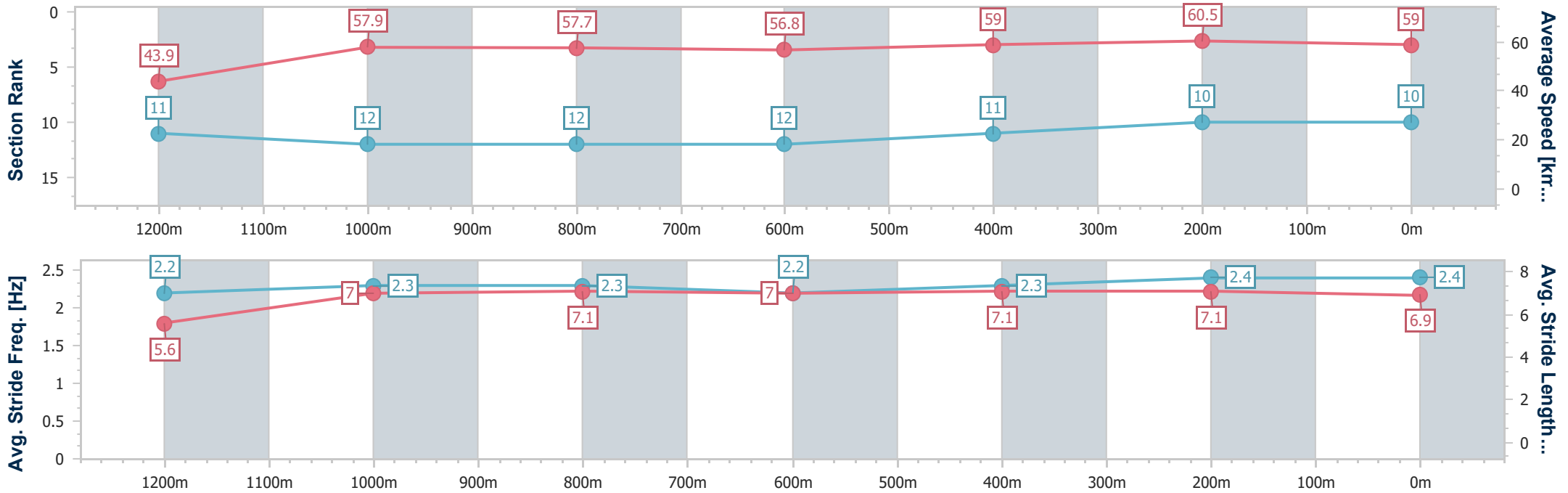


Ipswich QLD Professional
 Race 5: TAB Maiden Handicap - 1350m
 05 July 2024 - 14:34



Track Rating: Soft 7, Weather: Fine, Rail Position: +4m Entire

Section	Overall	1200m	1000m	800m	600m	400m	200m
Section Times	1:26.20 [10] (0:12.33)	1:13.87 [11] (0:12.41)	1:01.46 [12] (0:12.47)	0:48.99 [12] (0:12.61)	0:36.38 [12] (0:12.14)	0:24.24 [11] (0:12.07)	0:12.17 [10] (0:12.17)
Average Speed [km/h]	43.9	57.9	57.7	56.8	59.0	60.5	59.0
Top Speed [km/h]	59.0	58.5	58.4	58.7	61.3	61.1	61.2
Avg. Dist. to Rail [m]	8.0	1.6	1.0	1.4	0.4	4.1	8.7
Avg. Stride Freq. [Hz]	2.2	2.3	2.3	2.2	2.3	2.4	2.4
Avg. Stride Length [m]	5.6	7.0	7.1	7.0	7.1	7.1	6.9



- [] Ranking at each section and finish
- .-.- No data available at this section
- NA No data available



Horse/Jockey Name	Lucifer The Cat
Final Rank	11
Fastest Section Time (Section)	0:12.10 (Overall)
Top Speed [km/h] (Section)	61.1 (Overall)
Race State	Finished



Ipswich QLD Professional

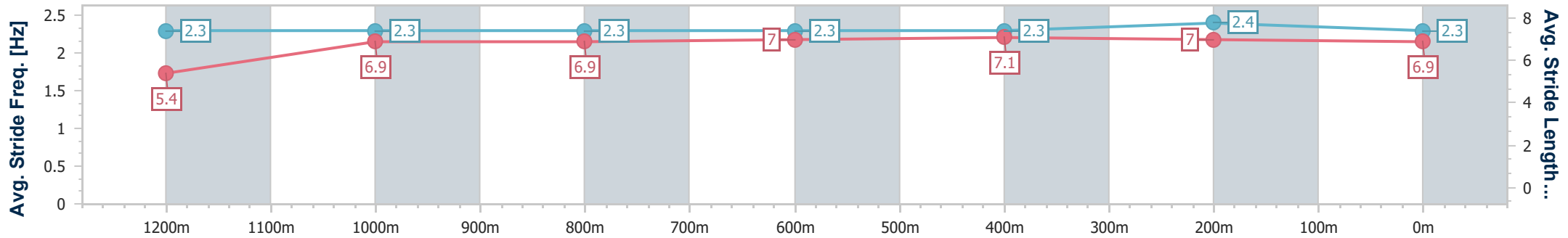
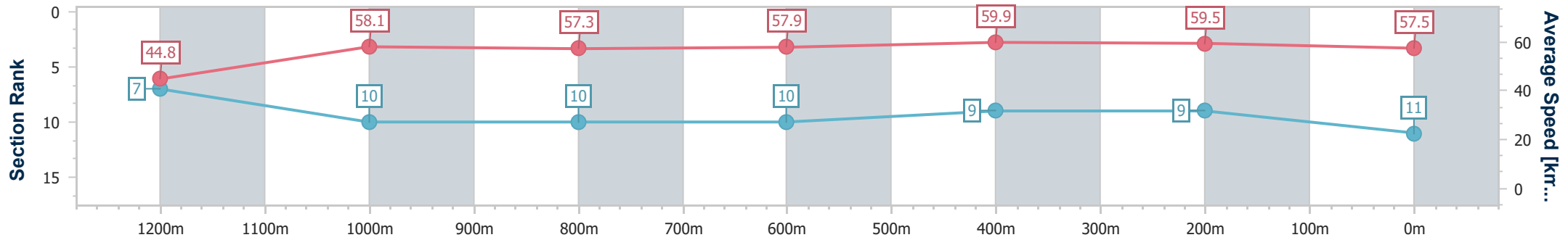
Race 5: TAB Maiden Handicap - 1350m

05 July 2024 - 14:34



Track Rating: Soft 7, Weather: Fine, Rail Position: +4m Entire

Section	Overall	1200m	1000m	800m	600m	400m	200m
Section Times	1:26.49 [11] (0:12.10)	1:14.39 [7] (0:12.45)	1:01.94 [10] (0:12.61)	0:49.33 [10] (0:12.46)	0:36.87 [10] (0:12.12)	0:24.75 [9] (0:12.21)	0:12.54 [9] (0:12.54)
Average Speed [km/h]	44.8	58.1	57.3	57.9	59.9	59.5	57.5
Top Speed [km/h]	61.1	61.0	58.9	59.4	60.4	60.4	60.3
Avg. Dist. to Rail [m]	9.6	3.8	1.6	0.7	1.5	3.3	5.2
Avg. Stride Freq. [Hz]	2.3	2.3	2.3	2.3	2.3	2.4	2.3
Avg. Stride Length [m]	5.4	6.9	6.9	7.0	7.1	7.0	6.9



- [] Ranking at each section and finish
- .-.- No data available at this section
- NA No data available



Horse/Jockey Name	Animal Of War
Final Rank	12
Fastest Section Time (Section)	0:11.99 (Overall)
Top Speed [km/h] (Section)	60.0 (1200m)
Race State	Finished



Ipswich QLD Professional

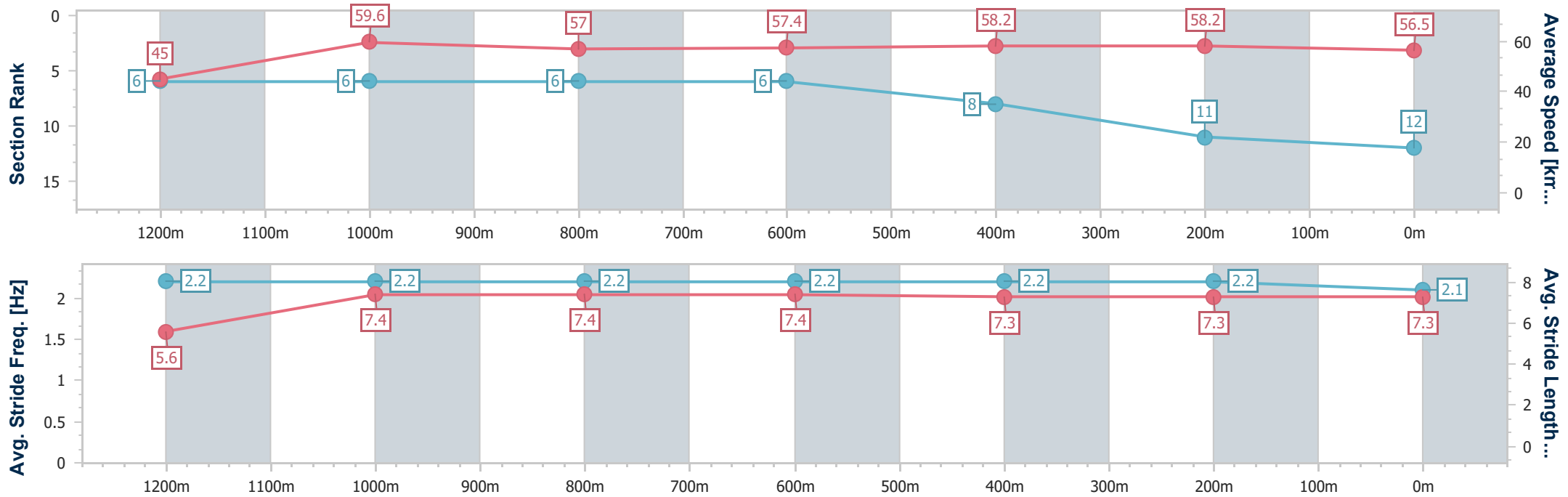
Race 5: TAB Maiden Handicap - 1350m

05 July 2024 - 14:34



Track Rating: Soft 7, Weather: Fine, Rail Position: +4m Entire

Section	Overall	1200m	1000m	800m	600m	400m	200m
Section Times	1:26.81 [12] (0:11.99)	1:14.82 [6] (0:12.13)	1:02.69 [6] (0:12.61)	0:50.08 [6] (0:12.51)	0:37.57 [6] (0:12.39)	0:25.18 [8] (0:12.43)	0:12.75 [11] (0:12.75)
Average Speed [km/h]	45.0	59.6	57.0	57.4	58.2	58.2	56.5
Top Speed [km/h]	60.0	60.0	59.2	58.9	59.4	59.5	57.6
Avg. Dist. to Rail [m]	3.7	1.5	0.4	0.4	0.4	1.9	4.3
Avg. Stride Freq. [Hz]	2.2	2.2	2.2	2.2	2.2	2.2	2.1
Avg. Stride Length [m]	5.6	7.4	7.4	7.4	7.3	7.3	7.3



- [] Ranking at each section and finish
- .-.- No data available at this section
- NA No data available