

Track Rating: Soft 7, Weather: Fine, Rail Position: +4m Entire

| Section | | | | | | | | | | | | Last 600m | | |
|-------------|-----|-------------------------------------------|----------------------|----------------------|----------------------|---------------------------|---------------------------|---------------------------|---------------------------|---------------------------|---------------------------|-----------|------------------------|----|
| Field Times | | Overall | 1000m | 800m | 600m | 400m | 200m | | | | | | 0:35.34 | |
| | | 1:12.36 (0:13.97) | 0:58.39 (0:11.41) | 0:46.98 (0:11.64) | 0:35.34 (0:11.93) | 0:23.41 (0:11.66) | 0:11.75 (0:11.75) | | | | | | | |
| Rank | TAB | Horse/Jockey | Barrier | Top Speed [km/h] | Fastest Section | | | | | | | Margin | Distance Travelled [m] | |
| 1 | 7 | ADDRIEL Damien Thornton | 2 | 65.1 400m | 0:11.42 1000m | 1:12.36 [1] (0:14.16) | 0:58.20 [3] (0:11.42) | 0:46.78 [4] (0:11.66) | 0:35.12 [3] (0:11.93) | 0:23.19 [4] (0:11.49) | 0:11.70 [2] (0:11.70) | 1:12.36 | 0:35.12 | |
| 2 | 9 | SISTINE EXPLORER Sean Cormack | 1 | 66.3 Overall | 0:11.41 1000m | 1:12.54 [2] (0:13.97) | 0:58.57 [1] (0:11.41) | 0:47.16 [1] (0:11.64) | 0:35.52 [1] (0:11.93) | 0:23.59 [1] (0:11.66) | 0:11.93 [1] (0:11.93) | 1.04L | 0:35.52 | +1 |
| 3 | 1 | ZUMA CALIFORNIA Boris Thornton | 7 | 64.6 Overall | 0:11.51 1000m | 1:12.91 [3] (0:13.97) | 0:58.94 [2] (0:11.51) | 0:47.43 [3] (0:11.77) | 0:35.66 [4] (0:11.84) | 0:23.82 [3] (0:11.71) | 0:12.11 [4] (0:12.11) | 3.22L | 0:35.66 | +5 |
| 4 | 10 | CHILLIWACK Angela Jones | 12 | 65.8 1000m | 0:11.24 1000m | 1:12.93 [4] (0:14.17) | 0:58.76 [4] (0:11.24) | 0:47.52 [2] (0:11.62) | 0:35.90 [2] (0:12.01) | 0:23.89 [2] (0:11.75) | 0:12.14 [3] (0:12.14) | 3.35L | 0:35.90 | +4 |
| 5 | 5 | FIGHTING IDOL Justin Stanley | 10 | 64.7 1000m | 0:11.47 1000m | 1:13.08 [5] (0:14.73) | 0:58.35 [9] (0:11.47) | 0:46.88 [9] (0:11.53) | 0:35.35 [9] (0:11.97) | 0:23.38 [9] (0:11.54) | 0:11.84 [6] (0:11.84) | 4.24L | 0:35.35 | +0 |
| 6 | 4 | LAST CHANCE SALOON Michael Rodd | 8 | 65.0 200m | 0:11.51 1000m | 1:13.33 [6] (0:14.68) | 0:58.65 [8] (0:11.51) | 0:47.14 [8] (0:11.67) | 0:35.47 [10] (0:12.02) | 0:23.45 [10] (0:11.64) | 0:11.81 [10] (0:11.81) | 5.67L | 0:35.47 | +8 |
| 7 | 2 | MICRO Michael Cahill | 11 | 65.4 1000m | 0:11.20 1000m | 1:13.37 [7] (0:15.03) | 0:58.34 [10] (0:11.20) | 0:47.14 [10] (0:11.43) | 0:35.71 [8] (0:11.84) | 0:23.87 [7] (0:11.80) | 0:12.07 [7] (0:12.07) | 5.95L | 0:35.71 | +7 |
| 8 | 11 | PIANIST Micheal Hellyer | 4 | 66.4 Overall | 0:11.43 1000m | 1:13.41 [8] (0:14.40) | 0:59.01 [7] (0:11.43) | 0:47.58 [6] (0:11.65) | 0:35.93 [6] (0:11.90) | 0:24.03 [5] (0:11.71) | 0:12.32 [5] (0:12.32) | 6.18L | 0:35.93 | +1 |
| 9 | 12 | ANNAKURI Karl Zechner | 5 | 65.9 1000m | 0:11.33 1000m | 1:13.42 [9] (0:14.36) | 0:59.06 [5] (0:11.33) | 0:47.73 [5] (0:11.75) | 0:35.98 [5] (0:11.98) | 0:24.00 [6] (0:11.99) | 0:12.01 [8] (0:12.01) | 6.25L | 0:35.98 | +4 |
| 10 | 3 | AIR MARSHAL Nikita Beriman | 6 | 65.8 Overall | 0:11.49 1000m | 1:13.67 [10] (0:14.36) | 0:59.31 [6] (0:11.49) | 0:47.82 [7] (0:11.78) | 0:36.04 [7] (0:12.02) | 0:24.02 [8] (0:11.84) | 0:12.18 [9] (0:12.18) | 7.68L | 0:36.04 | +5 |

Scratched: Thankful Heart (#6), Drop The Mic (#8)



| | |
|--------------------------------|-----------------|
| Horse/Jockey Name | Addriel |
| Final Rank | 1 |
| Fastest Section Time (Section) | 0:11.42 (1000m) |
| Top Speed [km/h] (Section) | 65.1 (400m) |
| Race State | Finished |



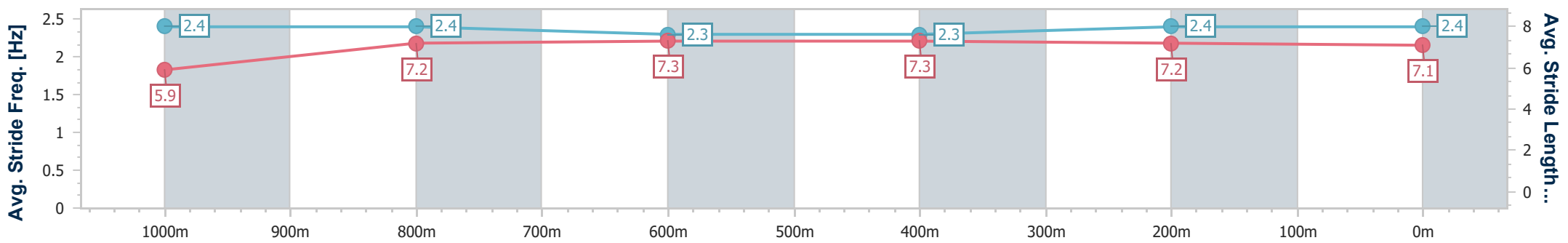
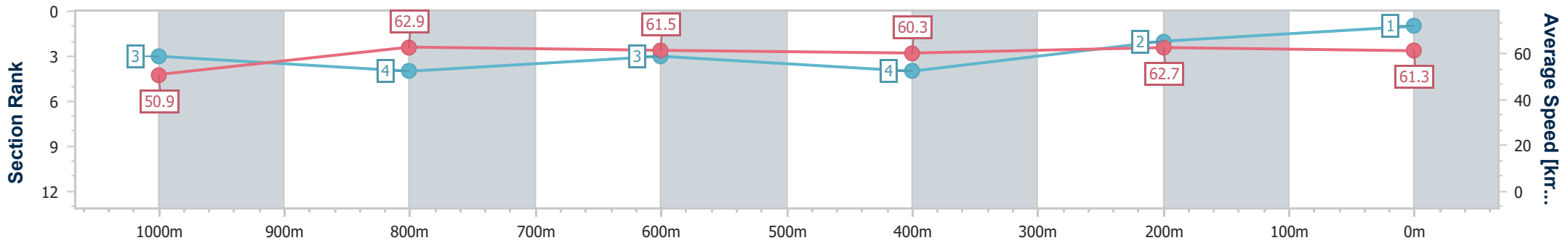
Ipswich QLD Professional
Race 4: SCHWEPPE'S Class 5 Handicap - 1200m



05 July 2024 - 13:58

Track Rating: Soft 7, Weather: Fine, Rail Position: +4m Entire

| Section | Overall | 1000m | 800m | 600m | 400m | 200m |
|------------------------|--------------------------|--------------------------|--------------------------|--------------------------|--------------------------|--------------------------|
| Section Times | 1:12.36 [1] (0:14.16) | 0:58.20 [3] (0:11.42) | 0:46.78 [4] (0:11.66) | 0:35.12 [3] (0:11.93) | 0:23.19 [4] (0:11.49) | 0:11.70 [2] (0:11.70) |
| Average Speed [km/h] | 50.9 | 62.9 | 61.5 | 60.3 | 62.7 | 61.3 |
| Top Speed [km/h] | 64.6 | 64.2 | 63.2 | 61.0 | 65.1 | 65.0 |
| Avg. Dist. to Rail [m] | 2.7 | 0.6 | 0.7 | 0.4 | 1.5 | 3.2 |
| Avg. Stride Freq. [Hz] | 2.4 | 2.4 | 2.3 | 2.3 | 2.4 | 2.4 |
| Avg. Stride Length [m] | 5.9 | 7.2 | 7.3 | 7.3 | 7.2 | 7.1 |



- [] Ranking at each section and finish
- .-.- No data available at this section
- NA No data available



| | |
|--------------------------------|------------------|
| Horse/Jockey Name | Sistine Explorer |
| Final Rank | 2 |
| Fastest Section Time (Section) | 0:11.41 (1000m) |
| Top Speed [km/h] (Section) | 66.3 (Overall) |
| Race State | Finished |

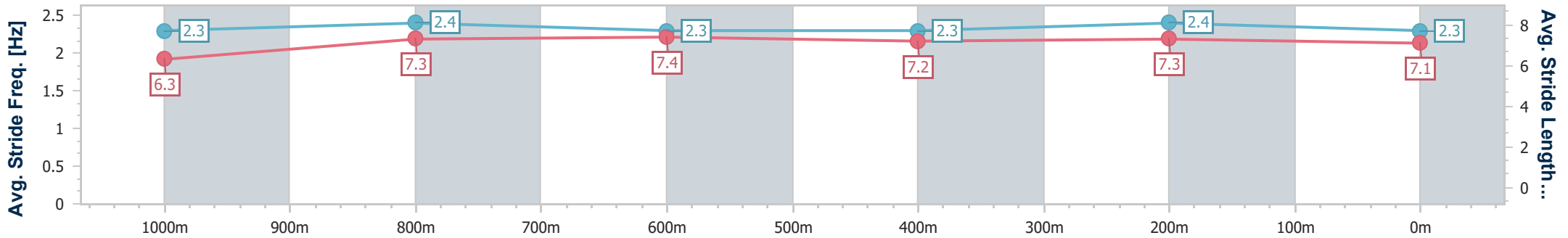
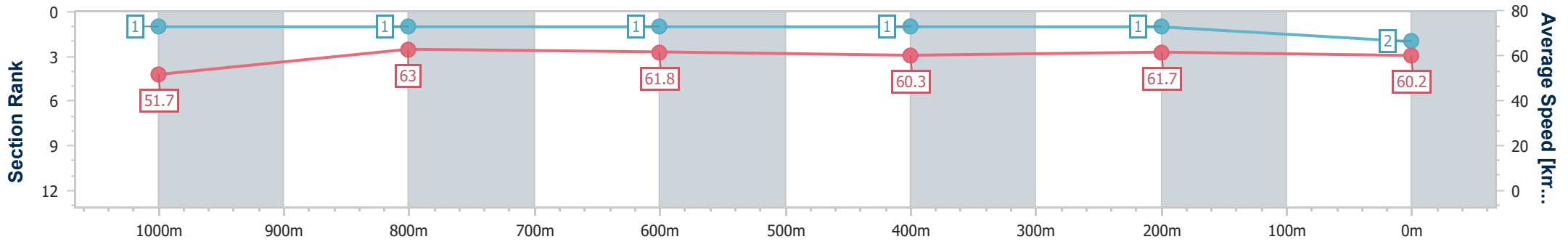


Ipswich QLD Professional
Race 4: SCHWEPES Class 5 Handicap - 1200m



05 July 2024 - 13:58
Track Rating: Soft 7, Weather: Fine, Rail Position: +4m Entire

| Section | Overall | 1000m | 800m | 600m | 400m | 200m |
|------------------------|--------------------------|--------------------------|--------------------------|--------------------------|--------------------------|--------------------------|
| Section Times | 1:12.54 [2] (0:13.97) | 0:58.57 [1] (0:11.41) | 0:47.16 [1] (0:11.64) | 0:35.52 [1] (0:11.93) | 0:23.59 [1] (0:11.66) | 0:11.93 [1] (0:11.93) |
| Average Speed [km/h] | 51.7 | 63.0 | 61.8 | 60.3 | 61.7 | 60.2 |
| Top Speed [km/h] | 66.3 | 66.3 | 63.2 | 60.9 | 62.9 | 61.8 |
| Avg. Dist. to Rail [m] | 1.4 | 0.3 | 0.3 | 0.6 | 1.5 | 3.4 |
| Avg. Stride Freq. [Hz] | 2.3 | 2.4 | 2.3 | 2.3 | 2.4 | 2.3 |
| Avg. Stride Length [m] | 6.3 | 7.3 | 7.4 | 7.2 | 7.3 | 7.1 |



- [] Ranking at each section and finish
- .-.- No data available at this section
- NA No data available



| | |
|--------------------------------|-----------------|
| Horse/Jockey Name | Zuma California |
| Final Rank | 3 |
| Fastest Section Time (Section) | 0:11.51 (1000m) |
| Top Speed [km/h] (Section) | 64.6 (Overall) |
| Race State | Finished |



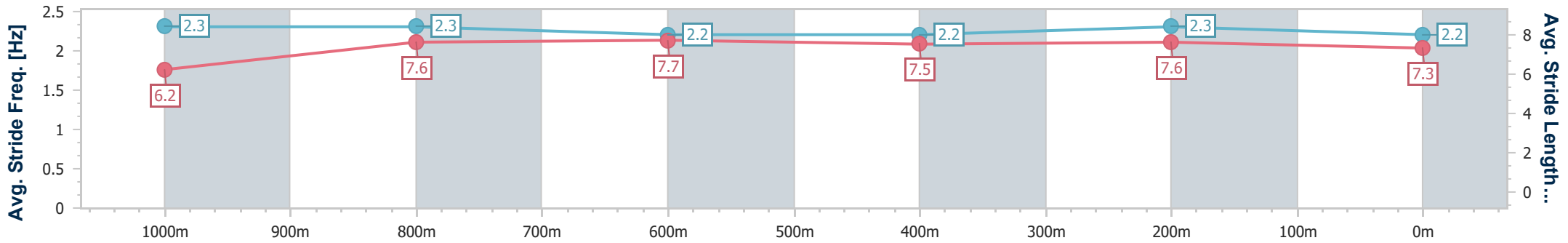
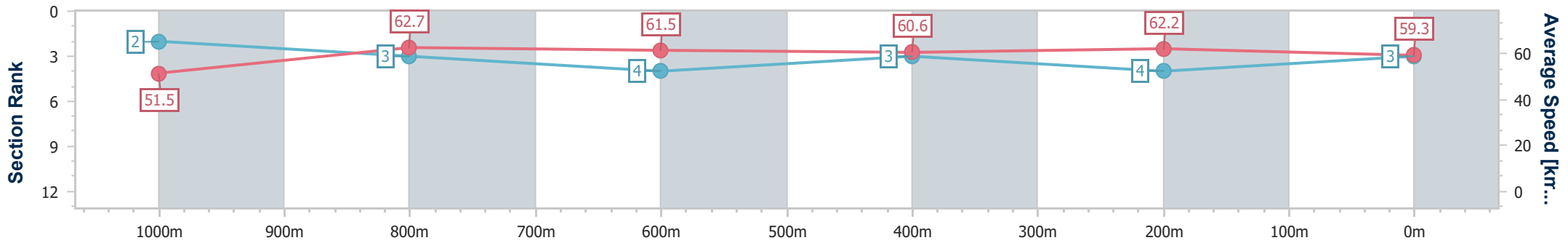
Ipswich QLD Professional
Race 4: SCHWEPPE'S Class 5 Handicap - 1200m



05 July 2024 - 13:58

Track Rating: Soft 7, Weather: Fine, Rail Position: +4m Entire

| Section | Overall | 1000m | 800m | 600m | 400m | 200m |
|------------------------|--------------------------|--------------------------|--------------------------|--------------------------|--------------------------|--------------------------|
| Section Times | 1:12.91 [3] (0:13.97) | 0:58.94 [2] (0:11.51) | 0:47.43 [3] (0:11.77) | 0:35.66 [4] (0:11.84) | 0:23.82 [3] (0:11.71) | 0:12.11 [4] (0:12.11) |
| Average Speed [km/h] | 51.5 | 62.7 | 61.5 | 60.6 | 62.2 | 59.3 |
| Top Speed [km/h] | 64.6 | 64.0 | 62.5 | 62.0 | 62.5 | 61.6 |
| Avg. Dist. to Rail [m] | 5.5 | 1.9 | 0.6 | 0.6 | 2.7 | 5.5 |
| Avg. Stride Freq. [Hz] | 2.3 | 2.3 | 2.2 | 2.2 | 2.3 | 2.2 |
| Avg. Stride Length [m] | 6.2 | 7.6 | 7.7 | 7.5 | 7.6 | 7.3 |



- [] Ranking at each section and finish
- .-.- No data available at this section
- NA No data available



| | |
|--------------------------------|-----------------|
| Horse/Jockey Name | Chilliwick |
| Final Rank | 4 |
| Fastest Section Time (Section) | 0:11.24 (1000m) |
| Top Speed [km/h] (Section) | 65.8 (1000m) |
| Race State | Finished |



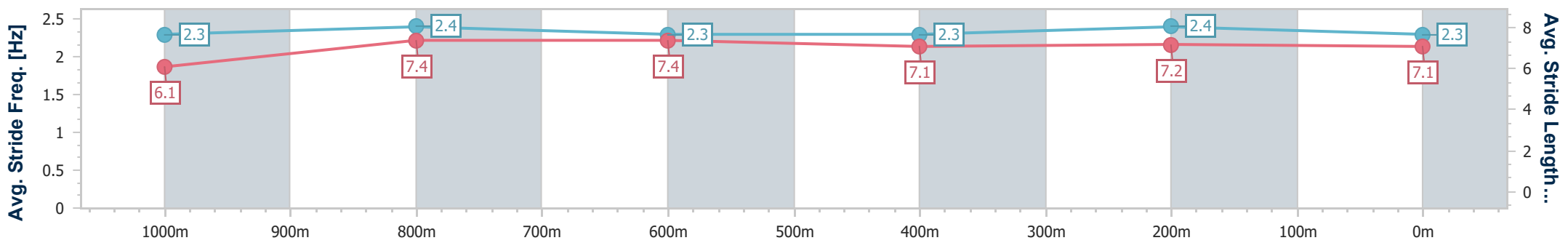
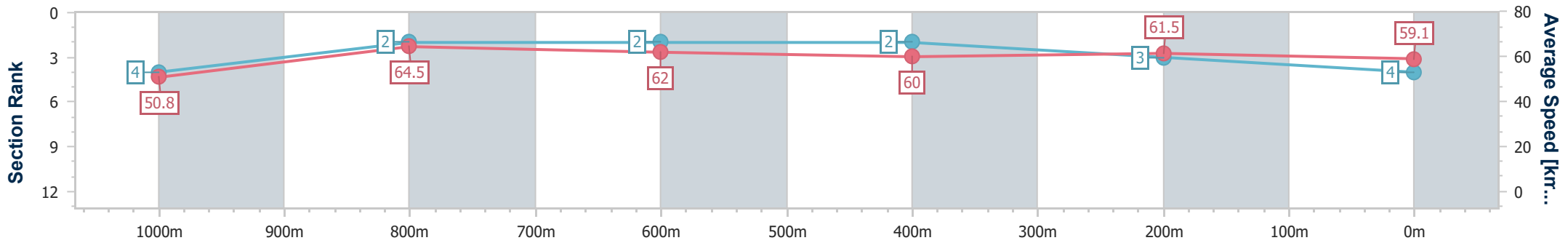
Ipswich QLD Professional
Race 4: SCHWEPPE'S Class 5 Handicap - 1200m



05 July 2024 - 13:58

Track Rating: Soft 7, Weather: Fine, Rail Position: +4m Entire

| Section | Overall | 1000m | 800m | 600m | 400m | 200m |
|------------------------|--------------------------|--------------------------|--------------------------|--------------------------|--------------------------|--------------------------|
| Section Times | 1:12.93 [4] (0:14.17) | 0:58.76 [4] (0:11.24) | 0:47.52 [2] (0:11.62) | 0:35.90 [2] (0:12.01) | 0:23.89 [2] (0:11.75) | 0:12.14 [3] (0:12.14) |
| Average Speed [km/h] | 50.8 | 64.5 | 62.0 | 60.0 | 61.5 | 59.1 |
| Top Speed [km/h] | 65.8 | 65.8 | 64.6 | 61.3 | 63.4 | 62.3 |
| Avg. Dist. to Rail [m] | 7.8 | 2.2 | 0.5 | 0.2 | 2.2 | 4.8 |
| Avg. Stride Freq. [Hz] | 2.3 | 2.4 | 2.3 | 2.3 | 2.4 | 2.3 |
| Avg. Stride Length [m] | 6.1 | 7.4 | 7.4 | 7.1 | 7.2 | 7.1 |



- [] Ranking at each section and finish
- .-.- No data available at this section
- NA No data available



| | |
|--------------------------------|-----------------|
| Horse/Jockey Name | Fighting Idol |
| Final Rank | 5 |
| Fastest Section Time (Section) | 0:11.47 (1000m) |
| Top Speed [km/h] (Section) | 64.7 (1000m) |
| Race State | Finished |



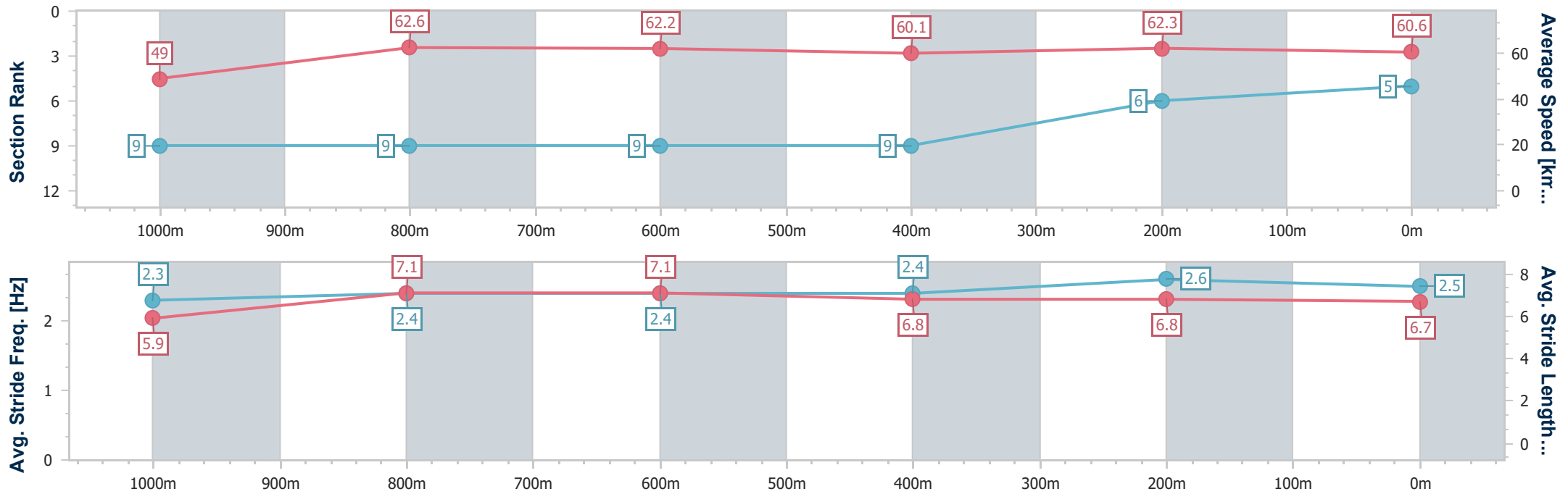
Ipswich QLD Professional
Race 4: SCHWEPPE'S Class 5 Handicap - 1200m



05 July 2024 - 13:58

Track Rating: Soft 7, Weather: Fine, Rail Position: +4m Entire

| Section | Overall | 1000m | 800m | 600m | 400m | 200m |
|------------------------|--------------------------|--------------------------|--------------------------|--------------------------|--------------------------|--------------------------|
| Section Times | 1:13.08 [5] (0:14.73) | 0:58.35 [9] (0:11.47) | 0:46.88 [9] (0:11.53) | 0:35.35 [9] (0:11.97) | 0:23.38 [9] (0:11.54) | 0:11.84 [6] (0:11.84) |
| Average Speed [km/h] | 49.0 | 62.6 | 62.2 | 60.1 | 62.3 | 60.6 |
| Top Speed [km/h] | 64.4 | 64.7 | 63.4 | 61.9 | 62.9 | 63.0 |
| Avg. Dist. to Rail [m] | 5.5 | 0.1 | 0.9 | 0.7 | 0.7 | 0.7 |
| Avg. Stride Freq. [Hz] | 2.3 | 2.4 | 2.4 | 2.4 | 2.6 | 2.5 |
| Avg. Stride Length [m] | 5.9 | 7.1 | 7.1 | 6.8 | 6.8 | 6.7 |



- [] Ranking at each section and finish
- .-.- No data available at this section
- NA No data available



| | |
|--------------------------------|--------------------|
| Horse/Jockey Name | Last Chance Saloon |
| Final Rank | 6 |
| Fastest Section Time (Section) | 0:11.51 (1000m) |
| Top Speed [km/h] (Section) | 65.0 (200m) |
| Race State | Finished |

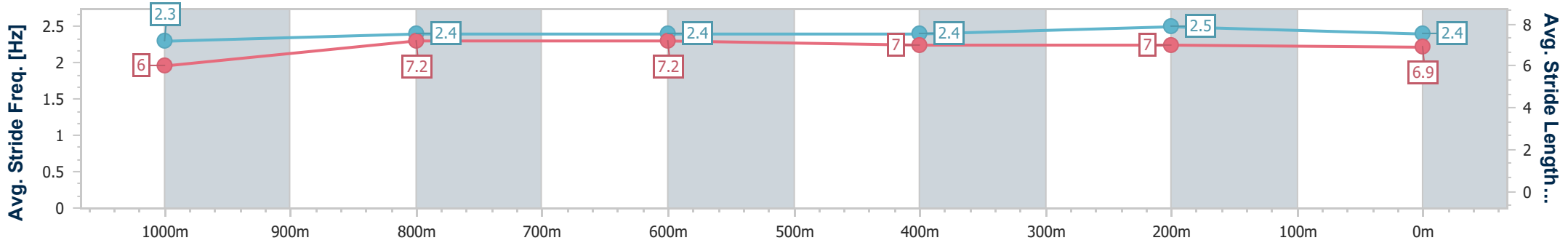
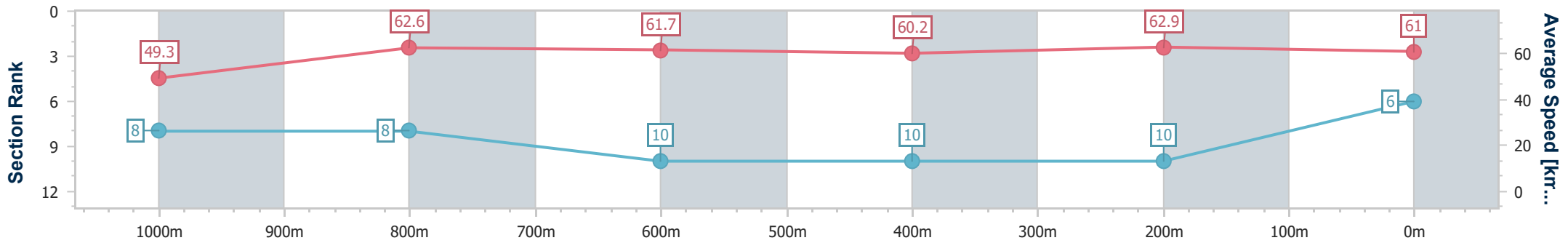


Ipswich QLD Professional
Race 4: SCHWEPPE'S Class 5 Handicap - 1200m



05 July 2024 - 13:58
Track Rating: Soft 7, Weather: Fine, Rail Position: +4m Entire

| Section | Overall | 1000m | 800m | 600m | 400m | 200m |
|------------------------|--------------------------|--------------------------|--------------------------|---------------------------|---------------------------|---------------------------|
| Section Times | 1:13.33 [6] (0:14.68) | 0:58.65 [8] (0:11.51) | 0:47.14 [8] (0:11.67) | 0:35.47 [10] (0:12.02) | 0:23.45 [10] (0:11.64) | 0:11.81 [10] (0:11.81) |
| Average Speed [km/h] | 49.3 | 62.6 | 61.7 | 60.2 | 62.9 | 61.0 |
| Top Speed [km/h] | 63.7 | 64.0 | 62.6 | 62.6 | 65.0 | 65.0 |
| Avg. Dist. to Rail [m] | 5.9 | 0.5 | 0.2 | 1.2 | 5.8 | 7.8 |
| Avg. Stride Freq. [Hz] | 2.3 | 2.4 | 2.4 | 2.4 | 2.5 | 2.4 |
| Avg. Stride Length [m] | 6.0 | 7.2 | 7.2 | 7.0 | 7.0 | 6.9 |



- [] Ranking at each section and finish
- .-.- No data available at this section
- NA No data available



| | |
|--------------------------------|-----------------|
| Horse/Jockey Name | Micro |
| Final Rank | 7 |
| Fastest Section Time (Section) | 0:11.20 (1000m) |
| Top Speed [km/h] (Section) | 65.4 (1000m) |
| Race State | Finished |



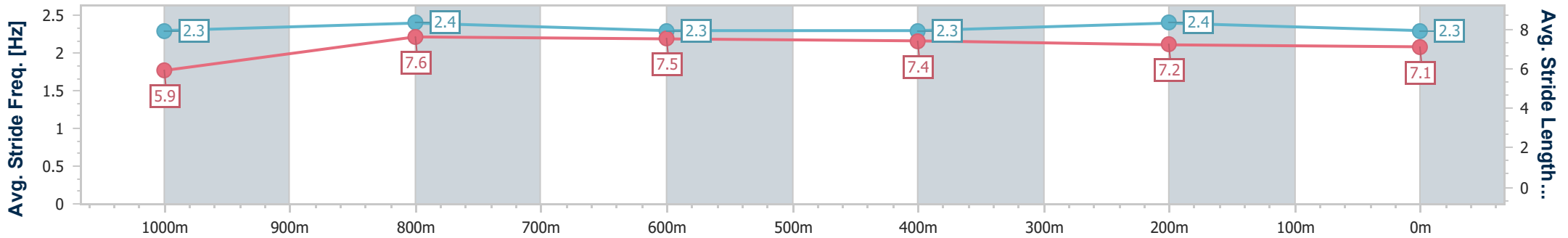
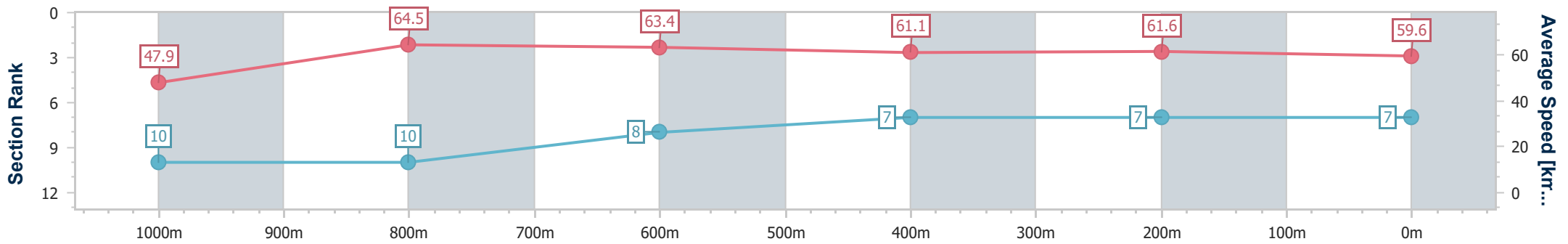
Ipswich QLD Professional
Race 4: SCHWEPPE'S Class 5 Handicap - 1200m



05 July 2024 - 13:58

Track Rating: Soft 7, Weather: Fine, Rail Position: +4m Entire

| Section | Overall | 1000m | 800m | 600m | 400m | 200m |
|------------------------|--------------------------|---------------------------|---------------------------|--------------------------|--------------------------|--------------------------|
| Section Times | 1:13.37 [7] (0:15.03) | 0:58.34 [10] (0:11.20) | 0:47.14 [10] (0:11.43) | 0:35.71 [8] (0:11.84) | 0:23.87 [7] (0:11.80) | 0:12.07 [7] (0:12.07) |
| Average Speed [km/h] | 47.9 | 64.5 | 63.4 | 61.1 | 61.6 | 59.6 |
| Top Speed [km/h] | 64.3 | 65.4 | 64.6 | 62.4 | 62.2 | 60.7 |
| Avg. Dist. to Rail [m] | 6.9 | 1.7 | 1.1 | 1.2 | 3.5 | 6.2 |
| Avg. Stride Freq. [Hz] | 2.3 | 2.4 | 2.3 | 2.3 | 2.4 | 2.3 |
| Avg. Stride Length [m] | 5.9 | 7.6 | 7.5 | 7.4 | 7.2 | 7.1 |



- [] Ranking at each section and finish
- .-.- No data available at this section
- NA No data available



| | |
|--------------------------------|-----------------|
| Horse/Jockey Name | Pianist |
| Final Rank | 8 |
| Fastest Section Time (Section) | 0:11.43 (1000m) |
| Top Speed [km/h] (Section) | 66.4 (Overall) |
| Race State | Finished |



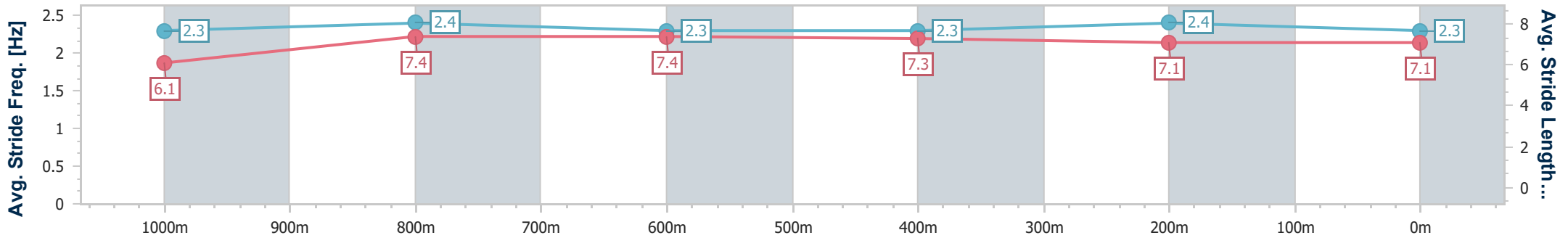
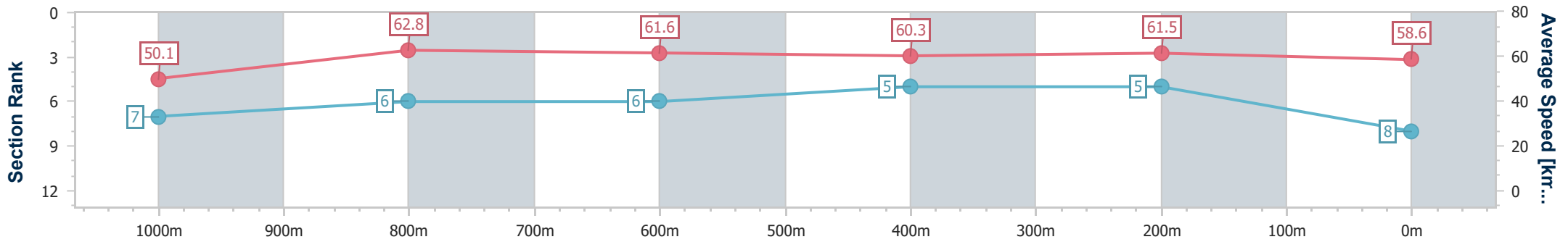
Ipswich QLD Professional
Race 4: SCHWEPPE'S Class 5 Handicap - 1200m



05 July 2024 - 13:58

Track Rating: Soft 7, Weather: Fine, Rail Position: +4m Entire

| Section | Overall | 1000m | 800m | 600m | 400m | 200m |
|------------------------|--------------------------|--------------------------|--------------------------|--------------------------|--------------------------|--------------------------|
| Section Times | 1:13.41 [8] (0:14.40) | 0:59.01 [7] (0:11.43) | 0:47.58 [6] (0:11.65) | 0:35.93 [6] (0:11.90) | 0:24.03 [5] (0:11.71) | 0:12.32 [5] (0:12.32) |
| Average Speed [km/h] | 50.1 | 62.8 | 61.6 | 60.3 | 61.5 | 58.6 |
| Top Speed [km/h] | 66.4 | 65.6 | 62.1 | 61.2 | 61.9 | 61.4 |
| Avg. Dist. to Rail [m] | 3.0 | 0.3 | 0.6 | 0.4 | 0.9 | 3.2 |
| Avg. Stride Freq. [Hz] | 2.3 | 2.4 | 2.3 | 2.3 | 2.4 | 2.3 |
| Avg. Stride Length [m] | 6.1 | 7.4 | 7.4 | 7.3 | 7.1 | 7.1 |



- [] Ranking at each section and finish
- .-.- No data available at this section
- NA No data available



| | |
|--------------------------------|-----------------|
| Horse/Jockey Name | Annakuri |
| Final Rank | 9 |
| Fastest Section Time (Section) | 0:11.33 (1000m) |
| Top Speed [km/h] (Section) | 65.9 (1000m) |
| Race State | Finished |



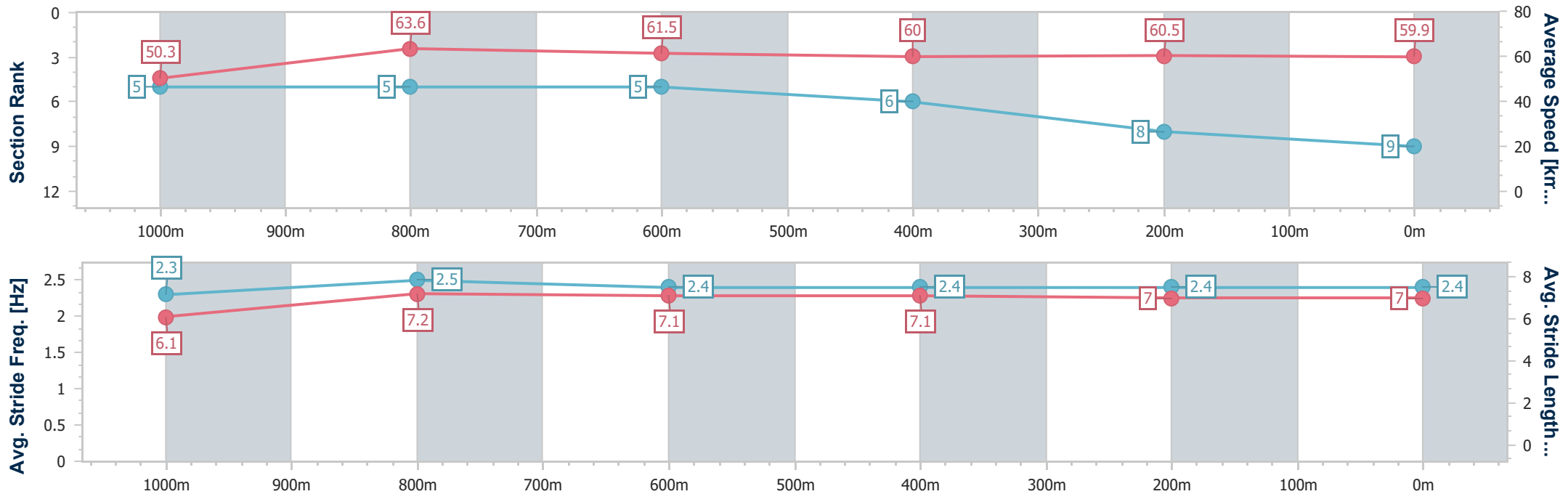
Ipswich QLD Professional
Race 4: SCHWEPES Class 5 Handicap - 1200m



05 July 2024 - 13:58

Track Rating: Soft 7, Weather: Fine, Rail Position: +4m Entire

| Section | Overall | 1000m | 800m | 600m | 400m | 200m |
|------------------------|--------------------------|--------------------------|--------------------------|--------------------------|--------------------------|--------------------------|
| Section Times | 1:13.42 [9] (0:14.36) | 0:59.06 [5] (0:11.33) | 0:47.73 [5] (0:11.75) | 0:35.98 [5] (0:11.98) | 0:24.00 [6] (0:11.99) | 0:12.01 [8] (0:12.01) |
| Average Speed [km/h] | 50.3 | 63.6 | 61.5 | 60.0 | 60.5 | 59.9 |
| Top Speed [km/h] | 64.1 | 65.9 | 62.7 | 61.5 | 61.3 | 62.0 |
| Avg. Dist. to Rail [m] | 4.0 | 1.6 | 0.4 | 0.3 | 2.2 | 4.5 |
| Avg. Stride Freq. [Hz] | 2.3 | 2.5 | 2.4 | 2.4 | 2.4 | 2.4 |
| Avg. Stride Length [m] | 6.1 | 7.2 | 7.1 | 7.1 | 7.0 | 7.0 |



- [] Ranking at each section and finish
- .-.- No data available at this section
- NA No data available



| | |
|--------------------------------|-----------------|
| Horse/Jockey Name | Air Marshal |
| Final Rank | 10 |
| Fastest Section Time (Section) | 0:11.49 (1000m) |
| Top Speed [km/h] (Section) | 65.8 (Overall) |
| Race State | Finished |

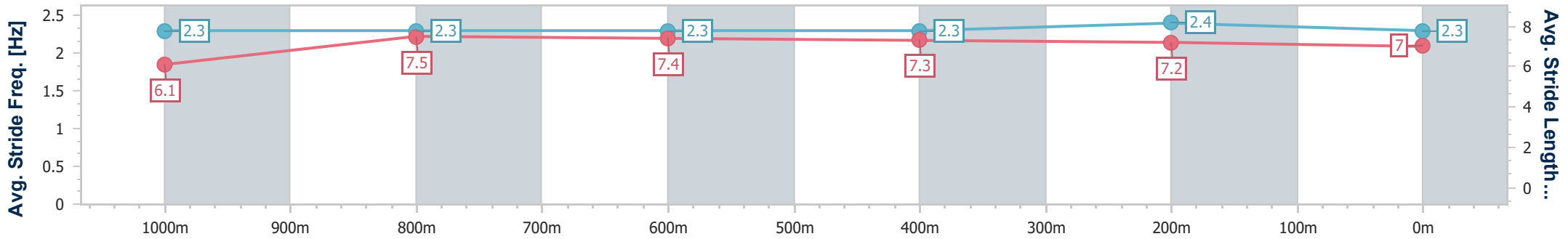
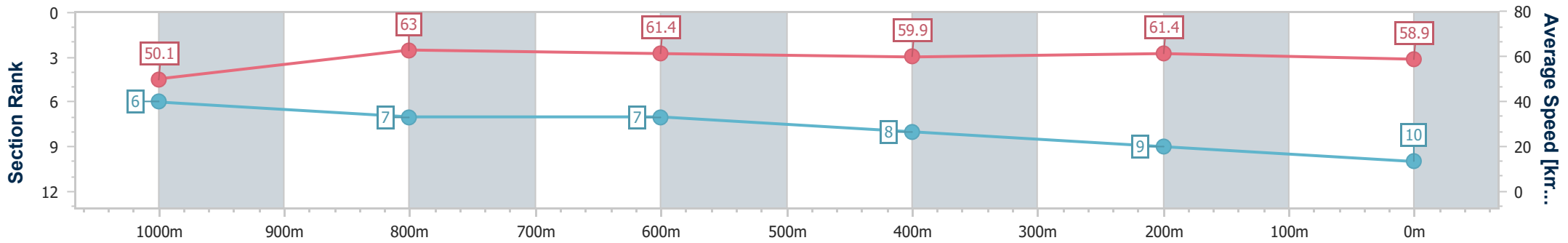


Ipswich QLD Professional
Race 4: SCHWEPPE'S Class 5 Handicap - 1200m



05 July 2024 - 13:58
Track Rating: Soft 7, Weather: Fine, Rail Position: +4m Entire

| Section | Overall | 1000m | 800m | 600m | 400m | 200m |
|------------------------|---------------------------|--------------------------|--------------------------|--------------------------|--------------------------|--------------------------|
| Section Times | 1:13.67 [10] (0:14.36) | 0:59.31 [6] (0:11.49) | 0:47.82 [7] (0:11.78) | 0:36.04 [7] (0:12.02) | 0:24.02 [8] (0:11.84) | 0:12.18 [9] (0:12.18) |
| Average Speed [km/h] | 50.1 | 63.0 | 61.4 | 59.9 | 61.4 | 58.9 |
| Top Speed [km/h] | 65.8 | 65.6 | 61.9 | 61.0 | 62.6 | 61.9 |
| Avg. Dist. to Rail [m] | 4.2 | 1.2 | 0.8 | 0.5 | 3.7 | 6.8 |
| Avg. Stride Freq. [Hz] | 2.3 | 2.3 | 2.3 | 2.3 | 2.4 | 2.3 |
| Avg. Stride Length [m] | 6.1 | 7.5 | 7.4 | 7.3 | 7.2 | 7.0 |



- [] Ranking at each section and finish
- .-.- No data available at this section
- NA No data available