

Track Rating: Soft 7, Weather: Fine, Rail Position: +4m Entire

Section		Field Times										Last 600m					
		Overall	1000m	800m	600m	400m	200m						0:36.93				
		1:13.23 (0:13.84)	0:59.39 (0:10.85)	0:48.54 (0:11.61)	0:36.93 (0:12.14)	0:24.79 (0:12.20)	0:12.59 (0:12.59)										
Rank	TAB	Horse/Jockey	Barrier	Top Speed [km/h]	Fastest Section											Margin	Distance Travelled [m]
1	2	SIBELIUS Jag Guthmann-Chester	10	65.8	0:11.18	1:13.23 [1] (0:14.20)	0:59.03 [5] (0:11.18)	0:47.85 [5] (0:11.58)	0:36.27 [5] (0:12.00)	0:24.27 [4] (0:11.98)	0:12.29 [3] (0:12.29)	1:13.23	0:36.27				
2	1	ENTERPRISE DEFENCE Cody Collis	7	66.3	0:11.32	1:13.25 [2] (0:14.37)	0:58.88 [8] (0:11.32)	0:47.56 [8] (0:11.49)	0:36.07 [7] (0:12.00)	0:24.07 [8] (0:12.05)	0:12.02 [6] (0:12.02)	0.17L	0:36.07	-1			
3	10	OCEAN PROUD Michael Cahill	5	67.5	0:10.91	1:13.47 [3] (0:13.97)	0:59.50 [3] (0:10.91)	0:48.59 [2] (0:11.61)	0:36.98 [2] (0:12.10)	0:24.88 [2] (0:12.05)	0:12.83 [1] (0:12.83)	1.42L	0:36.98	-2			
4	7	FRATIANNO Ryan Wiggins	13	66.7	0:11.23	1:13.50 [4] (0:14.79)	0:58.71 [12] (0:11.23)	0:47.48 [11] (0:11.46)	0:36.02 [11] (0:11.99)	0:24.03 [11] (0:11.93)	0:12.10 [9] (0:12.10)	1.61L	0:36.02	-3			
5	11	SPIRITED Robbie Dolan	11	66.0	0:11.26	1:13.54 [5] (0:14.58)	0:58.96 [10] (0:11.26)	0:47.70 [9] (0:11.42)	0:36.28 [9] (0:11.97)	0:24.31 [9] (0:12.04)	0:12.27 [8] (0:12.27)	1.88L	0:36.28	-2			
6	8	MISHANI HERCULES Boris Thornton	14	65.2	0:11.30	1:13.68 [6] (0:14.33)	0:59.35 [7] (0:11.30)	0:48.05 [7] (0:11.56)	0:36.49 [8] (0:11.84)	0:24.65 [6] (0:12.05)	0:12.60 [4] (0:12.60)	2.67L	0:36.49	+2			
7	9	MYTHBUSTA Dale Smith	2	66.5	0:11.21	1:13.84 [7] (0:14.32)	0:59.52 [6] (0:11.21)	0:48.31 [6] (0:11.49)	0:36.82 [6] (0:12.09)	0:24.73 [7] (0:12.06)	0:12.67 [5] (0:12.67)	3.62L	0:36.82	-6			
8	12	MADAME LEXIS Samantha Collett	16	64.4	0:11.37	1:13.88 [8] (0:14.50)	0:59.38 [9] (0:11.37)	0:48.01 [10] (0:11.52)	0:36.49 [10] (0:11.94)	0:24.55 [10] (0:12.17)	0:12.38 [10] (0:12.38)	3.82L	0:36.49	+3			
9	6	BEST COFFEE Nikita Beriman	17	68.3	0:10.85	1:14.11 [9] (0:13.84)	1:00.27 [1] (0:10.85)	0:49.42 [1] (0:11.61)	0:37.81 [1] (0:12.14)	0:25.67 [1] (0:12.46)	0:13.21 [2] (0:13.21)	5.21L	0:37.81	-4			
10	15	ZOU ZOUTUKATUKIA Taylor Marshall	4	65.9	0:11.11	1:14.43 [10] (0:14.13)	1:00.30 [4] (0:11.11)	0:49.19 [4] (0:11.44)	0:37.75 [3] (0:12.18)	0:25.57 [3] (0:12.37)	0:13.20 [7] (0:13.20)	7.1L	0:37.75	-4			

Scratched: Zephyrz Zoom (#17), Toro Strike (#3), What Artists Do (#4), Umabett (#13), Zouchase (#5), Sidled (#18)



Ipswich QLD Professional
Race 2: GREAT NORTHERN QTIS Two-Year-Old Maiden Handicap - 1200m
 05 July 2024 - 12:42



Track Rating: Soft 7, Weather: Fine, Rail Position: +4m Entire

Section	Overall	1000m	800m	600m	400m	200m	Last 600m
Field Times	1:13.23 (0:13.84)	0:59.39 (0:10.85)	0:48.54 (0:11.61)	0:36.93 (0:12.14)	0:24.79 (0:12.20)	0:12.59 (0:12.59)	0:36.93

Rank	TAB	Horse/Jockey	Barrier	Top Speed [km/h]	Fastest Section	Overall	1000m	800m	600m	400m	200m	Margin	Distance Travelled [m]
11	16	MISHANI VOLTAGE Madeleine Wishart	8	62.8 800m	0:11.68 1000m	1:14.54 [11] (0:14.77)	0:59.77 [11] (0:11.68)	0:48.09 [12] (0:11.75)	0:36.34 [12] (0:11.95)	0:24.39 [12] (0:12.28)	0:12.11 [12] (0:12.11)	7.76L	0:36.34 +1
12	14	MAGIC MADGE Georgina Cartwright	6	67.8 1000m	0:11.17 1000m	1:15.67 [12] (0:13.97)	1:01.70 [2] (0:11.17)	0:50.53 [3] (0:11.57)	0:38.96 [4] (0:12.29)	0:26.67 [5] (0:12.59)	0:14.08 [11] (0:14.08)	14.4L	0:38.96 -3

Scratched: Zephyrz Zoom (#17), Toro Strike (#3), What Artists Do (#4), Umabett (#13), Zouchase (#5), Sidled (#18)



Horse/Jockey Name	Sibelius
Final Rank	1
Fastest Section Time (Section)	0:11.18 (1000m)
Top Speed [km/h] (Section)	65.8 (1000m)
Race State	Finished

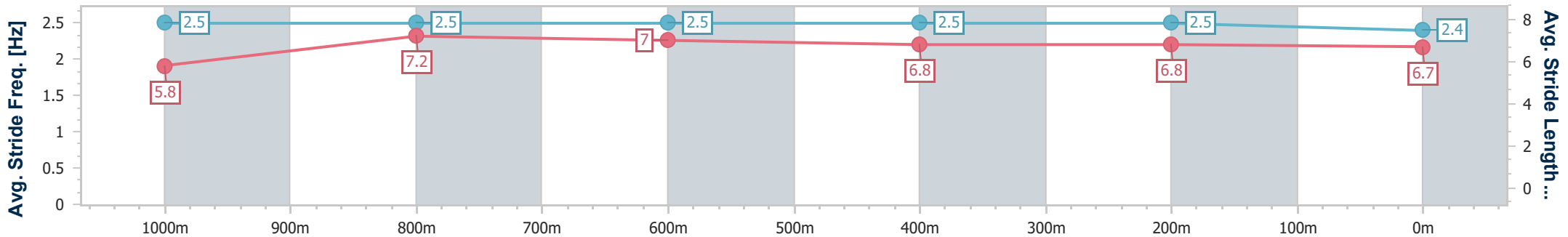
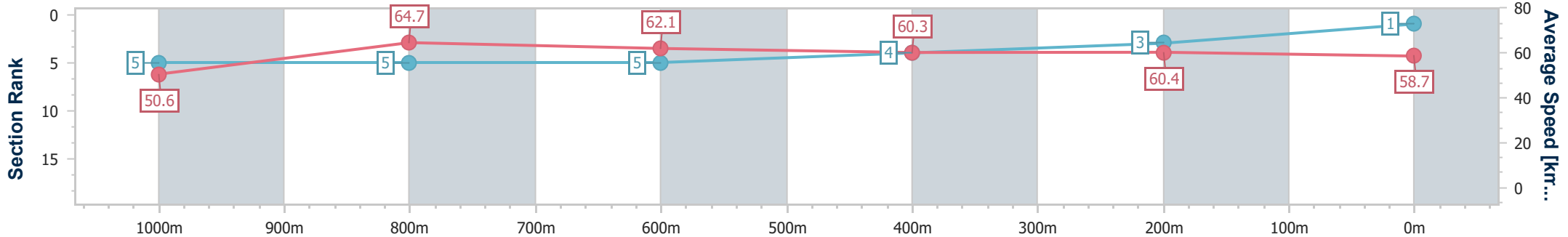


Ipswich QLD Professional
 Race 2: GREAT NORTHERN QTIS Two-Year-Old Maiden
 Handicap - 1200m
 05 July 2024 - 12:42



Track Rating: Soft 7, Weather: Fine, Rail Position: +4m Entire

Section	Overall	1000m	800m	600m	400m	200m
Section Times	1:13.23 [1] (0:14.20)	0:59.03 [5] (0:11.18)	0:47.85 [5] (0:11.58)	0:36.27 [5] (0:12.00)	0:24.27 [4] (0:11.98)	0:12.29 [3] (0:12.29)
Average Speed [km/h]	50.6	64.7	62.1	60.3	60.4	58.7
Top Speed [km/h]	65.6	65.8	63.0	60.9	61.0	60.6
Avg. Dist. to Rail [m]	7.2	1.5	0.3	1.0	1.4	3.4
Avg. Stride Freq. [Hz]	2.5	2.5	2.5	2.5	2.5	2.4
Avg. Stride Length [m]	5.8	7.2	7.0	6.8	6.8	6.7



- [] Ranking at each section and finish
- .-.- No data available at this section
- NA No data available



Horse/Jockey Name	Enterprise Defence
Final Rank	2
Fastest Section Time (Section)	0:11.32 (1000m)
Top Speed [km/h] (Section)	66.3 (Overall)
Race State	Finished

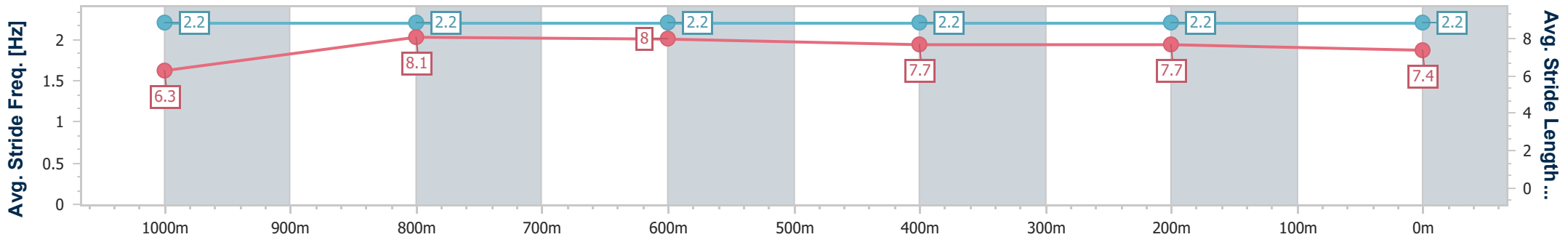
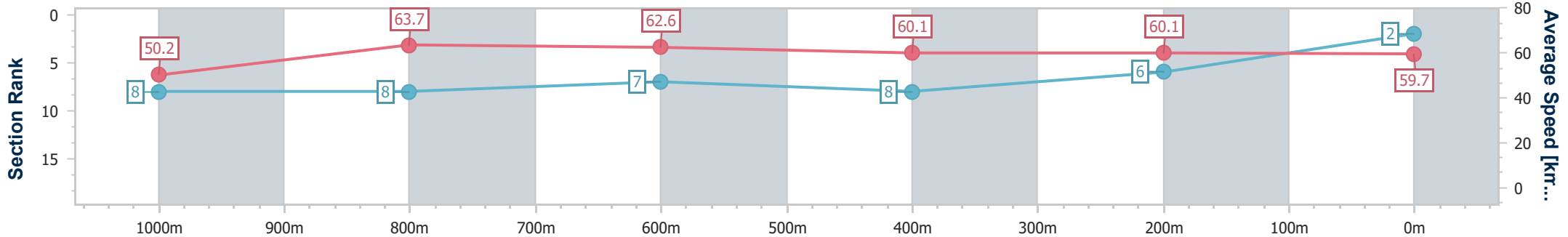


Ipswich QLD Professional
 Race 2: GREAT NORTHERN QTIS Two-Year-Old Maiden
 Handicap - 1200m
 05 July 2024 - 12:42



Track Rating: Soft 7, Weather: Fine, Rail Position: +4m Entire

Section	Overall	1000m	800m	600m	400m	200m
Section Times	1:13.25 [2] (0:14.37)	0:58.88 [8] (0:11.32)	0:47.56 [8] (0:11.49)	0:36.07 [7] (0:12.00)	0:24.07 [8] (0:12.05)	0:12.02 [6] (0:12.02)
Average Speed [km/h]	50.2	63.7	62.6	60.1	60.1	59.7
Top Speed [km/h]	66.3	66.2	63.3	61.8	60.5	60.3
Avg. Dist. to Rail [m]	5.2	0.9	0.4	0.5	2.7	5.6
Avg. Stride Freq. [Hz]	2.2	2.2	2.2	2.2	2.2	2.2
Avg. Stride Length [m]	6.3	8.1	8.0	7.7	7.7	7.4



- [] Ranking at each section and finish
- .-.- No data available at this section
- NA No data available



Horse/Jockey Name	Ocean Proud
Final Rank	3
Fastest Section Time (Section)	0:10.91 (1000m)
Top Speed [km/h] (Section)	67.5 (1000m)
Race State	Finished

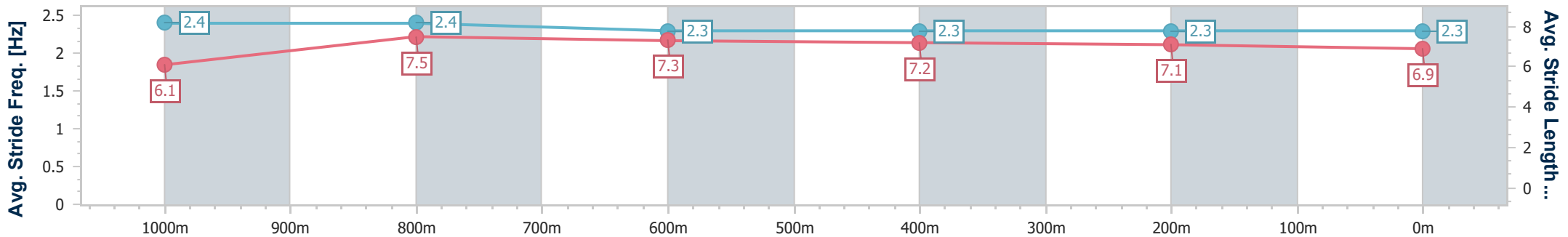
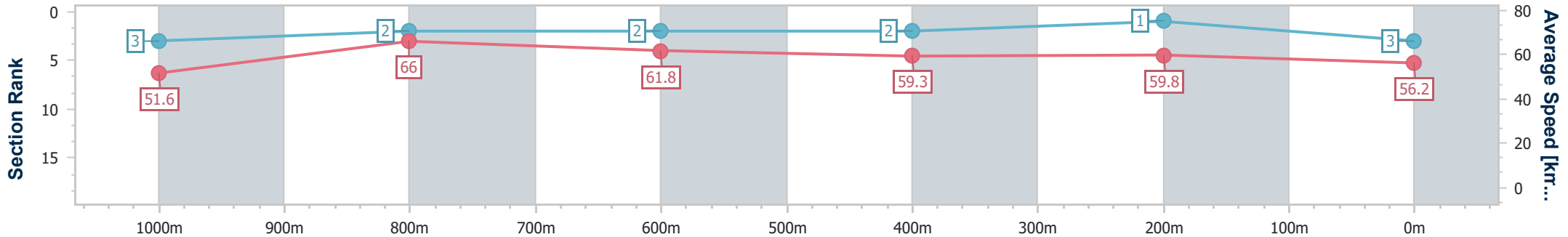


Ipswich QLD Professional
 Race 2: GREAT NORTHERN QTIS Two-Year-Old Maiden
 Handicap - 1200m
 05 July 2024 - 12:42



Track Rating: Soft 7, Weather: Fine, Rail Position: +4m Entire

Section	Overall	1000m	800m	600m	400m	200m
Section Times	1:13.47 [3] (0:13.97)	0:59.50 [3] (0:10.91)	0:48.59 [2] (0:11.61)	0:36.98 [2] (0:12.10)	0:24.88 [2] (0:12.05)	0:12.83 [1] (0:12.83)
Average Speed [km/h]	51.6	66.0	61.8	59.3	59.8	56.2
Top Speed [km/h]	67.5	67.5	65.1	61.0	60.4	59.3
Avg. Dist. to Rail [m]	3.3	0.6	0.6	0.4	1.1	2.5
Avg. Stride Freq. [Hz]	2.4	2.4	2.3	2.3	2.3	2.3
Avg. Stride Length [m]	6.1	7.5	7.3	7.2	7.1	6.9



- [] Ranking at each section and finish
- .-.- No data available at this section
- NA No data available



Horse/Jockey Name	Fратианно
Final Rank	4
Fastest Section Time (Section)	0:11.23 (1000m)
Top Speed [km/h] (Section)	66.7 (1000m)
Race State	Finished

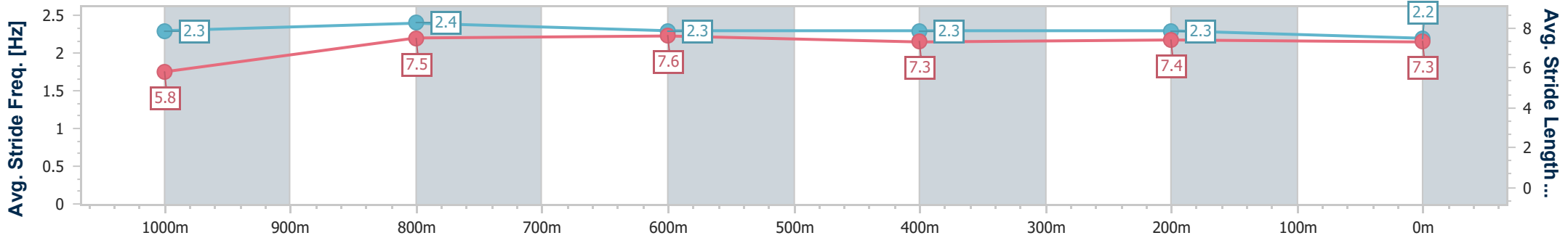
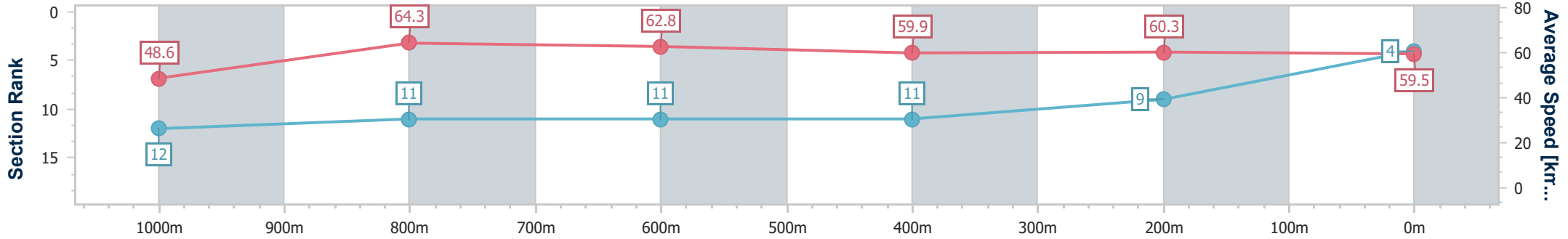


Ipswich QLD Professional
 Race 2: GREAT NORTHERN QTIS Two-Year-Old Maiden
 Handicap - 1200m
 05 July 2024 - 12:42



Track Rating: Soft 7, Weather: Fine, Rail Position: +4m Entire

Section	Overall	1000m	800m	600m	400m	200m
Section Times	1:13.50 [4] (0:14.79)	0:58.71 [12] (0:11.23)	0:47.48 [11] (0:11.46)	0:36.02 [11] (0:11.99)	0:24.03 [11] (0:11.93)	0:12.10 [9] (0:12.10)
Average Speed [km/h]	48.6	64.3	62.8	59.9	60.3	59.5
Top Speed [km/h]	66.4	66.7	63.5	62.7	61.8	60.9
Avg. Dist. to Rail [m]	7.6	1.2	0.4	0.8	2.0	3.4
Avg. Stride Freq. [Hz]	2.3	2.4	2.3	2.3	2.3	2.2
Avg. Stride Length [m]	5.8	7.5	7.6	7.3	7.4	7.3



- [] Ranking at each section and finish
- .-.- No data available at this section
- NA No data available



Horse/Jockey Name	Spirited
Final Rank	5
Fastest Section Time (Section)	0:11.26 (1000m)
Top Speed [km/h] (Section)	66.0 (1000m)
Race State	Finished

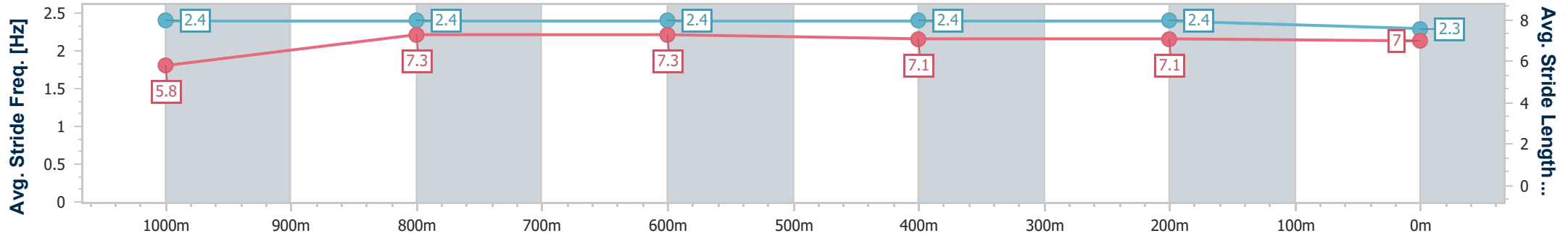
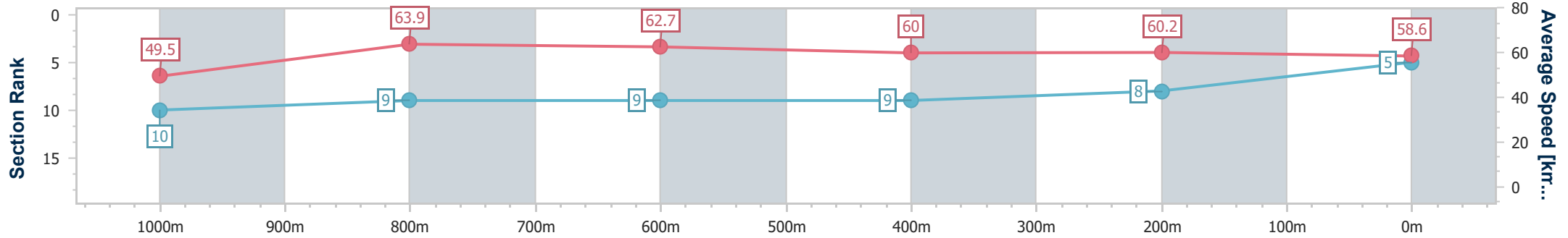


Ipswich QLD Professional
 Race 2: GREAT NORTHERN QTIS Two-Year-Old Maiden
 Handicap - 1200m
 05 July 2024 - 12:42



Track Rating: Soft 7, Weather: Fine, Rail Position: +4m Entire

Section	Overall	1000m	800m	600m	400m	200m
Section Times	1:13.54 [5] (0:14.58)	0:58.96 [10] (0:11.26)	0:47.70 [9] (0:11.42)	0:36.28 [9] (0:11.97)	0:24.31 [9] (0:12.04)	0:12.27 [8] (0:12.27)
Average Speed [km/h]	49.5	63.9	62.7	60.0	60.2	58.6
Top Speed [km/h]	65.8	66.0	63.6	61.7	61.6	60.6
Avg. Dist. to Rail [m]	6.5	0.9	1.1	0.6	1.9	2.1
Avg. Stride Freq. [Hz]	2.4	2.4	2.4	2.4	2.4	2.3
Avg. Stride Length [m]	5.8	7.3	7.3	7.1	7.1	7.0



- [] Ranking at each section and finish
- .-.- No data available at this section
- NA No data available



Horse/Jockey Name	Mishani Hercules
Final Rank	6
Fastest Section Time (Section)	0:11.30 (1000m)
Top Speed [km/h] (Section)	65.2 (1000m)
Race State	Finished

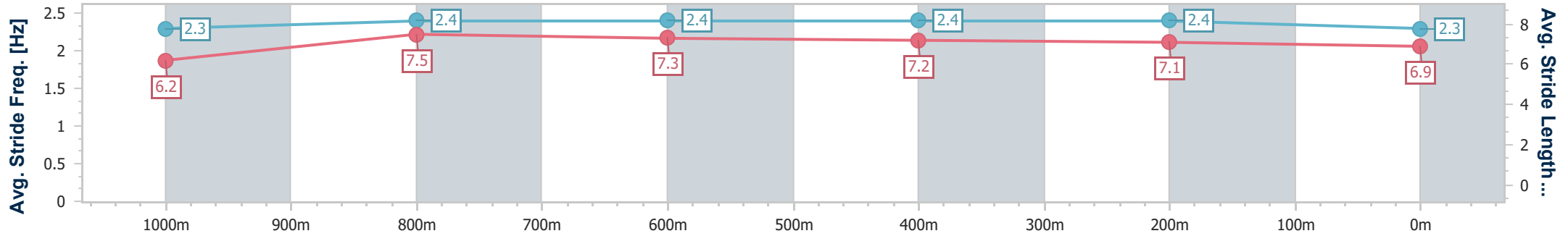
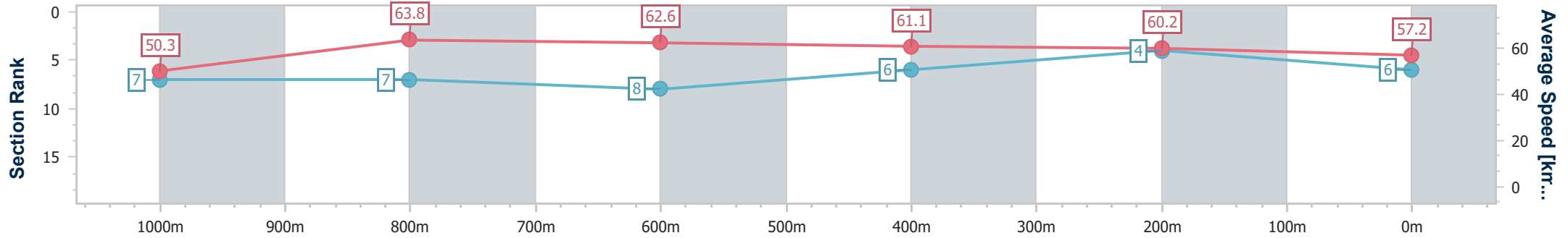


Ipswich QLD Professional
 Race 2: GREAT NORTHERN QTIS Two-Year-Old Maiden
 Handicap - 1200m
 05 July 2024 - 12:42



Track Rating: Soft 7, Weather: Fine, Rail Position: +4m Entire

Section	Overall	1000m	800m	600m	400m	200m
Section Times	1:13.68 [6] (0:14.33)	0:59.35 [7] (0:11.30)	0:48.05 [7] (0:11.56)	0:36.49 [8] (0:11.84)	0:24.65 [6] (0:12.05)	0:12.60 [4] (0:12.60)
Average Speed [km/h]	50.3	63.8	62.6	61.1	60.2	57.2
Top Speed [km/h]	64.0	65.2	63.4	62.0	61.1	59.6
Avg. Dist. to Rail [m]	8.6	2.5	1.2	1.8	2.8	4.9
Avg. Stride Freq. [Hz]	2.3	2.4	2.4	2.4	2.4	2.3
Avg. Stride Length [m]	6.2	7.5	7.3	7.2	7.1	6.9



- [] Ranking at each section and finish
- .-.- No data available at this section
- NA No data available



Horse/Jockey Name	Mythbusta
Final Rank	7
Fastest Section Time (Section)	0:11.21 (1000m)
Top Speed [km/h] (Section)	66.5 (1000m)
Race State	Finished

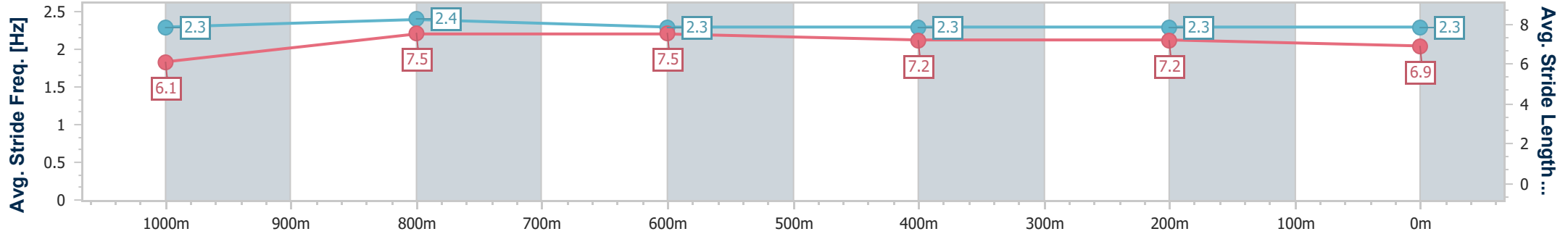
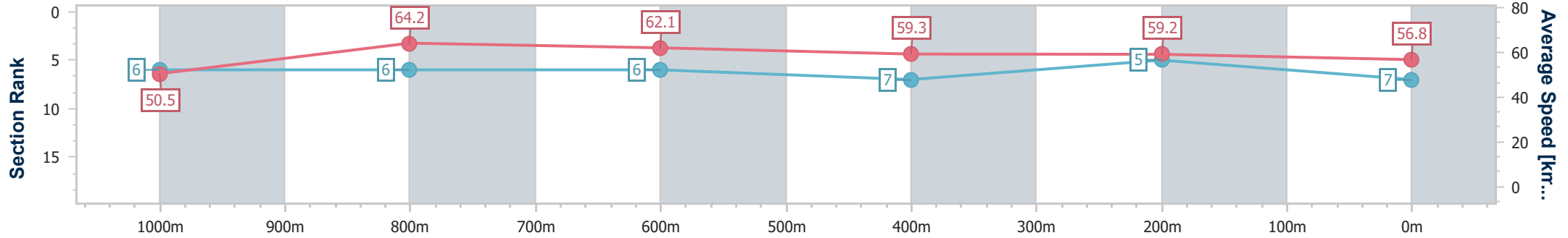


Ipswich QLD Professional
 Race 2: GREAT NORTHERN QTIS Two-Year-Old Maiden
 Handicap - 1200m
 05 July 2024 - 12:42



Track Rating: Soft 7, Weather: Fine, Rail Position: +4m Entire

Section	Overall	1000m	800m	600m	400m	200m
Section Times	1:13.84 [7] (0:14.32)	0:59.52 [6] (0:11.21)	0:48.31 [6] (0:11.49)	0:36.82 [6] (0:12.09)	0:24.73 [7] (0:12.06)	0:12.67 [5] (0:12.67)
Average Speed [km/h]	50.5	64.2	62.1	59.3	59.2	56.8
Top Speed [km/h]	66.1	66.5	63.6	61.3	60.1	59.5
Avg. Dist. to Rail [m]	2.1	0.5	1.2	1.6	1.1	0.5
Avg. Stride Freq. [Hz]	2.3	2.4	2.3	2.3	2.3	2.3
Avg. Stride Length [m]	6.1	7.5	7.5	7.2	7.2	6.9



- [] Ranking at each section and finish
- .-.- No data available at this section
- NA No data available



Horse/Jockey Name	Madame Lexis
Final Rank	8
Fastest Section Time (Section)	0:11.37 (1000m)
Top Speed [km/h] (Section)	64.4 (1000m)
Race State	Finished

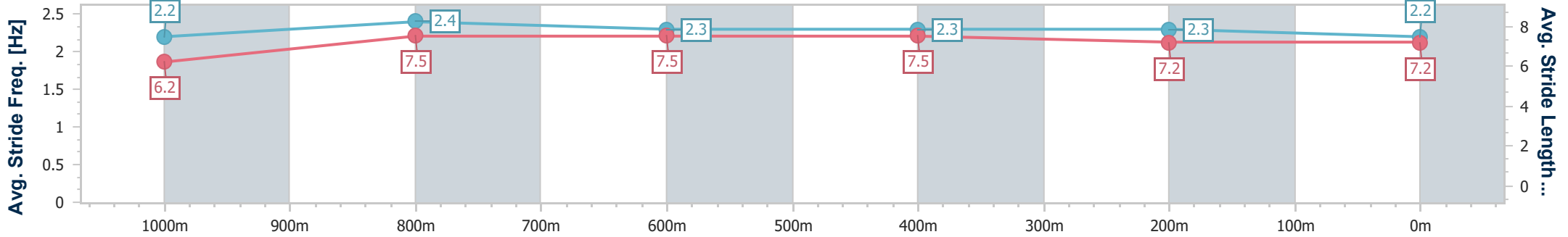
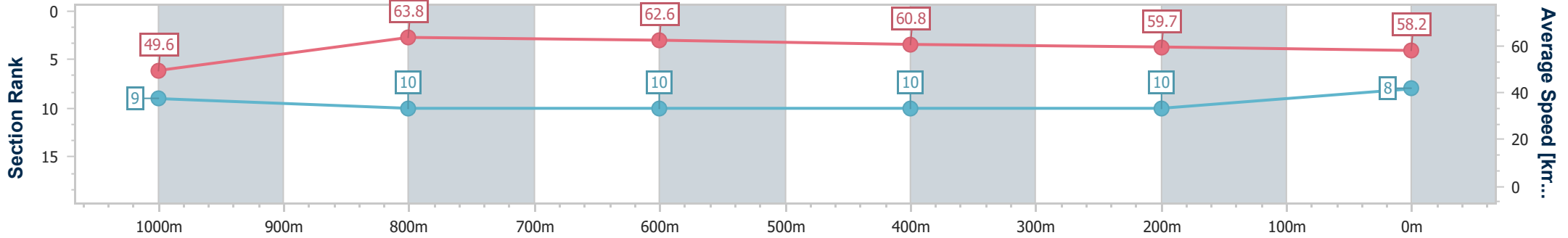


Ipswich QLD Professional
 Race 2: GREAT NORTHERN QTIS Two-Year-Old Maiden
 Handicap - 1200m
 05 July 2024 - 12:42



Track Rating: Soft 7, Weather: Fine, Rail Position: +4m Entire

Section	Overall	1000m	800m	600m	400m	200m
Section Times	1:13.88 [8] (0:14.50)	0:59.38 [9] (0:11.37)	0:48.01 [10] (0:11.52)	0:36.49 [10] (0:11.94)	0:24.55 [10] (0:12.17)	0:12.38 [10] (0:12.38)
Average Speed [km/h]	49.6	63.8	62.6	60.8	59.7	58.2
Top Speed [km/h]	63.9	64.4	63.6	62.6	60.6	59.1
Avg. Dist. to Rail [m]	9.3	2.4	1.0	1.8	3.8	6.0
Avg. Stride Freq. [Hz]	2.2	2.4	2.3	2.3	2.3	2.2
Avg. Stride Length [m]	6.2	7.5	7.5	7.5	7.2	7.2



- [] Ranking at each section and finish
- .-.- No data available at this section
- NA No data available



Horse/Jockey Name	Best Coffee
Final Rank	9
Fastest Section Time (Section)	0:10.85 (1000m)
Top Speed [km/h] (Section)	68.3 (Overall)
Race State	Finished

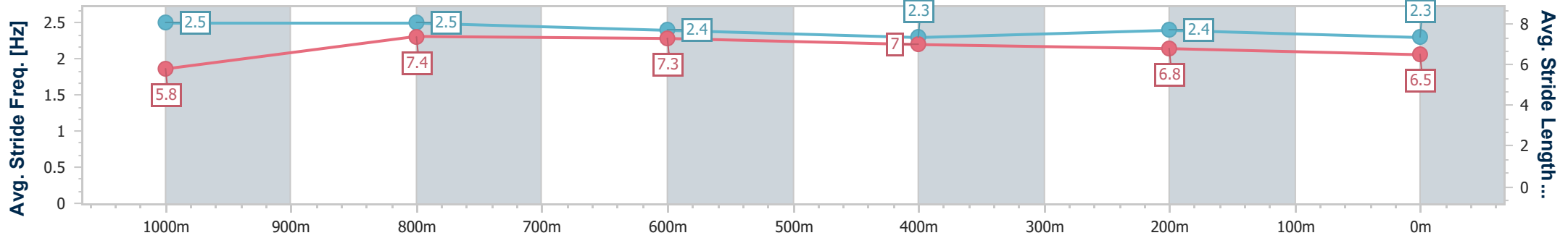
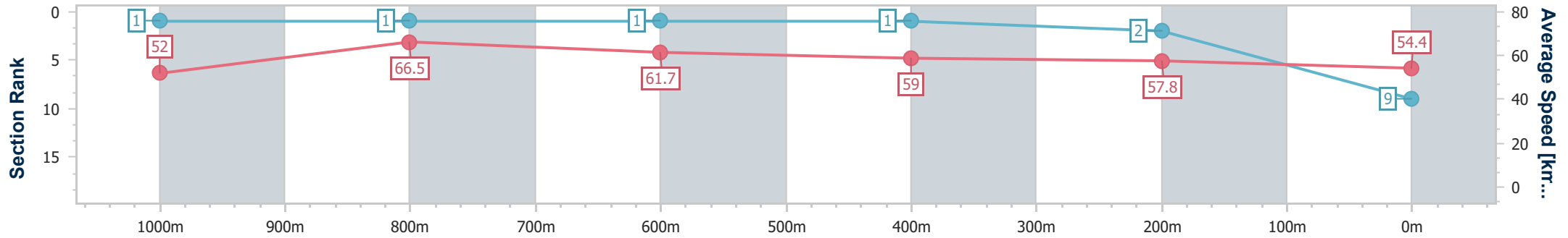


Ipswich QLD Professional
 Race 2: GREAT NORTHERN QTIS Two-Year-Old Maiden
 Handicap - 1200m
 05 July 2024 - 12:42



Track Rating: Soft 7, Weather: Fine, Rail Position: +4m Entire

Section	Overall	1000m	800m	600m	400m	200m
Section Times	1:14.11 [9] (0:13.84)	1:00.27 [1] (0:10.85)	0:49.42 [1] (0:11.61)	0:37.81 [1] (0:12.14)	0:25.67 [1] (0:12.46)	0:13.21 [2] (0:13.21)
Average Speed [km/h]	52.0	66.5	61.7	59.0	57.8	54.4
Top Speed [km/h]	68.3	68.3	63.6	59.9	58.7	56.4
Avg. Dist. to Rail [m]	9.5	1.7	1.0	1.2	0.8	1.0
Avg. Stride Freq. [Hz]	2.5	2.5	2.4	2.3	2.4	2.3
Avg. Stride Length [m]	5.8	7.4	7.3	7.0	6.8	6.5



- [] Ranking at each section and finish
- .-.- No data available at this section
- NA No data available



Horse/Jockey Name	Zou Zoutukatukia
Final Rank	10
Fastest Section Time (Section)	0:11.11 (1000m)
Top Speed [km/h] (Section)	65.9 (Overall)
Race State	Finished

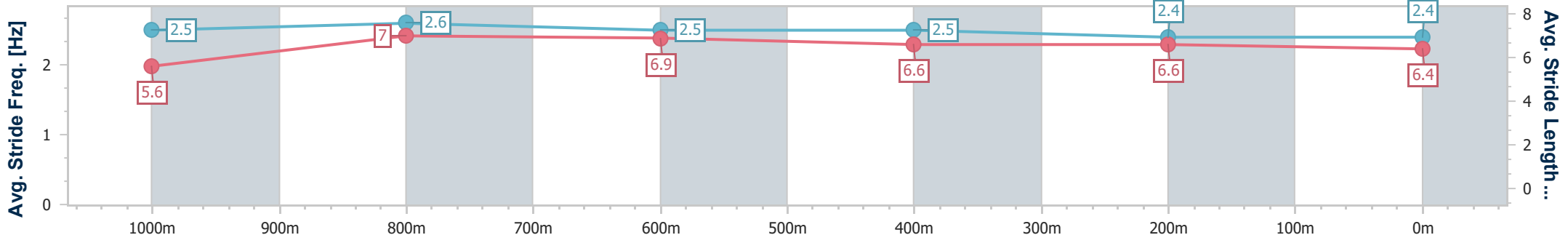
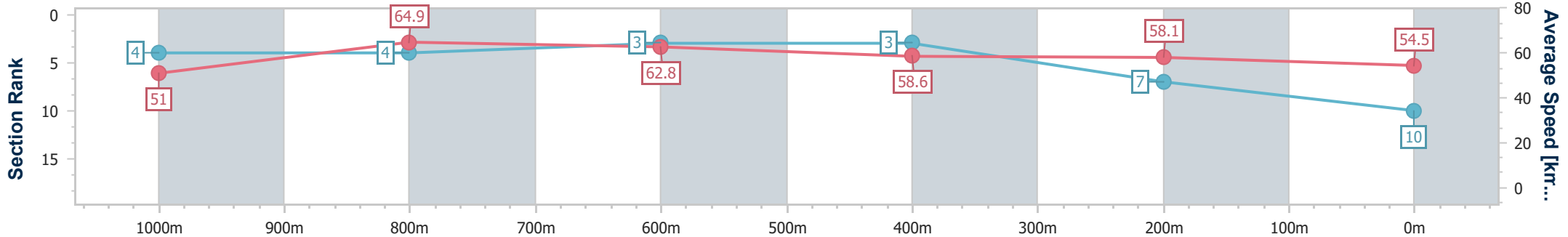


Ipswich QLD Professional
 Race 2: GREAT NORTHERN QTIS Two-Year-Old Maiden
 Handicap - 1200m
 05 July 2024 - 12:42



Track Rating: Soft 7, Weather: Fine, Rail Position: +4m Entire

Section	Overall	1000m	800m	600m	400m	200m
Section Times	1:14.43 [10] (0:14.13)	1:00.30 [4] (0:11.11)	0:49.19 [4] (0:11.44)	0:37.75 [3] (0:12.18)	0:25.57 [3] (0:12.37)	0:13.20 [7] (0:13.20)
Average Speed [km/h]	51.0	64.9	62.8	58.6	58.1	54.5
Top Speed [km/h]	65.9	65.9	64.7	60.7	59.1	57.2
Avg. Dist. to Rail [m]	3.1	0.9	0.8	1.3	1.0	2.2
Avg. Stride Freq. [Hz]	2.5	2.6	2.5	2.5	2.4	2.4
Avg. Stride Length [m]	5.6	7.0	6.9	6.6	6.6	6.4



- [] Ranking at each section and finish
- .-.- No data available at this section
- NA No data available



Horse/Jockey Name	Mishani Voltage
Final Rank	11
Fastest Section Time (Section)	0:11.68 (1000m)
Top Speed [km/h] (Section)	62.8 (800m)
Race State	Finished

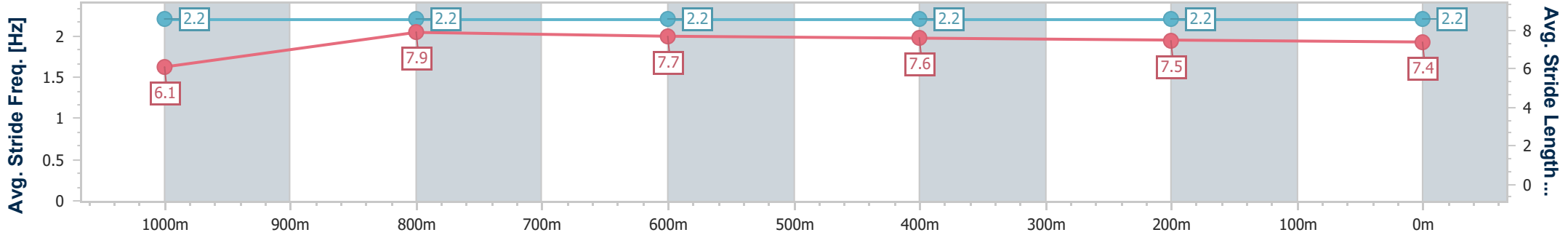
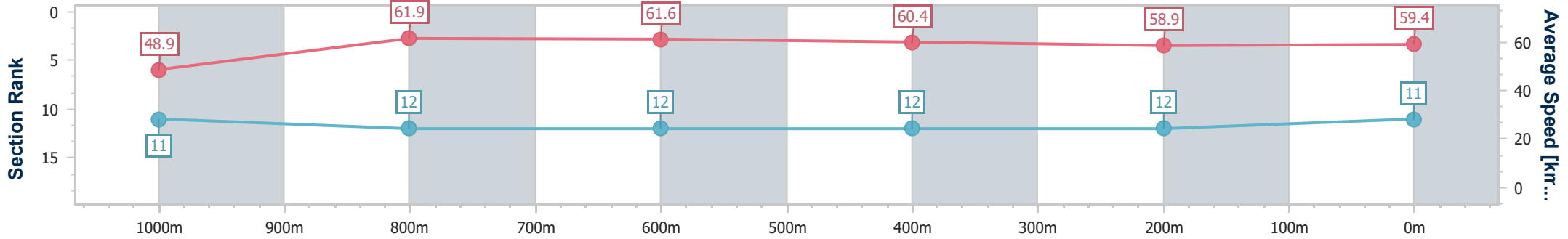


Ipswich QLD Professional
 Race 2: GREAT NORTHERN QTIS Two-Year-Old Maiden Handicap - 1200m
 05 July 2024 - 12:42



Track Rating: Soft 7, Weather: Fine, Rail Position: +4m Entire

Section	Overall	1000m	800m	600m	400m	200m
Section Times	1:14.54 [11] (0:14.77)	0:59.77 [11] (0:11.68)	0:48.09 [12] (0:11.75)	0:36.34 [12] (0:11.95)	0:24.39 [12] (0:12.28)	0:12.11 [12] (0:12.11)
Average Speed [km/h]	48.9	61.9	61.6	60.4	58.9	59.4
Top Speed [km/h]	62.7	62.5	62.8	61.3	59.5	59.9
Avg. Dist. to Rail [m]	5.8	1.3	1.1	1.0	2.6	6.0
Avg. Stride Freq. [Hz]	2.2	2.2	2.2	2.2	2.2	2.2
Avg. Stride Length [m]	6.1	7.9	7.7	7.6	7.5	7.4



- [] Ranking at each section and finish
- .-.- No data available at this section
- NA No data available



Horse/Jockey Name	Magic Mudge
Final Rank	12
Fastest Section Time (Section)	0:11.17 (1000m)
Top Speed [km/h] (Section)	67.8 (1000m)
Race State	Finished



Ipswich QLD Professional
 Race 2: GREAT NORTHERN QTIS Two-Year-Old Maiden
 Handicap - 1200m
 05 July 2024 - 12:42



Track Rating: Soft 7, Weather: Fine, Rail Position: +4m Entire

Section	Overall	1000m	800m	600m	400m	200m
Section Times	1:15.67 [12] (0:13.97)	1:01.70 [2] (0:11.17)	0:50.53 [3] (0:11.57)	0:38.96 [4] (0:12.29)	0:26.67 [5] (0:12.59)	0:14.08 [11] (0:14.08)
Average Speed [km/h]	51.6	64.5	62.3	58.5	56.8	51.2
Top Speed [km/h]	67.8	67.8	64.0	59.9	58.9	55.8
Avg. Dist. to Rail [m]	4.9	1.6	0.4	0.6	0.6	0.3
Avg. Stride Freq. [Hz]	2.5	2.5	2.4	2.4	2.4	2.3
Avg. Stride Length [m]	5.8	7.1	7.2	6.8	6.7	6.3

