



# Mackay QLD Professional

## Race 1: SKY RACING QTIS Two-Year-Old Handicap - 1200m

04 July 2024 - 11:54



MACKAY TURF CLUB  
Ooralea Racecourse

Track Rating: Good 4, Weather: Fine, Rail Position: True

Section		Overall	1000m	800m	600m	400m	200m	Last 600m					
Field Times		1:11.16 (0:13.57)	0:57.59 (0:11.21)	0:46.38 (0:11.30)	0:35.08 (0:11.52)	0:23.56 (0:11.72)	0:11.84 (0:11.84)	0:35.08					
Rank	TAB Horse/Jockey	Barrier	Top Speed [km/h]	Fastest Section								Margin	Distance Travelled [m]
1	1 ACEDROD Justin Huxtable	5	66.5 1000m	0:11.16 1000m	1:11.16 [1] (0:13.71)	0:57.45 [2] (0:11.16)	0:46.29 [2] (0:11.60)	0:34.69 [2] (0:11.72)	0:22.97 [2] (0:11.27)	0:11.70 [2] (0:11.70)	1:11.16	0:34.69	
2	8 DALT JAZ Leah Martyn	3	66.1 1000m	0:11.21 1000m	1:11.39 [2] (0:13.57)	0:57.82 [1] (0:11.21)	0:46.61 [1] (0:11.30)	0:35.31 [1] (0:11.52)	0:23.79 [1] (0:11.72)	0:12.07 [1] (0:12.07)	1.35L	0:35.31	-9
3	5 MISHANI DESTINY Adrian Layt	6	66.4 1000m	0:11.24 1000m	1:11.59 [3] (0:14.15)	0:57.44 [6] (0:11.24)	0:46.20 [6] (0:11.53)	0:34.67 [6] (0:11.61)	0:23.06 [5] (0:11.28)	0:11.78 [4] (0:11.78)	2.56L	0:34.67	+0
4	2 OUTBACK BANDIT Justin Stanley	2	66.6 1000m	0:11.21 1000m	1:11.72 [4] (0:13.90)	0:57.82 [5] (0:11.21)	0:46.61 [4] (0:11.51)	0:35.10 [4] (0:11.61)	0:23.49 [3] (0:11.50)	0:11.99 [3] (0:11.99)	3.28L	0:35.10	-3
5	6 MISHANI OPAL Nathan Thomas	1	65.1 Overall	0:11.34 1000m	1:12.04 [5] (0:13.89)	0:58.15 [4] (0:11.34)	0:46.81 [5] (0:11.52)	0:35.29 [5] (0:11.72)	0:23.57 [4] (0:11.54)	0:12.03 [5] (0:12.03)	5.19L	0:35.29	-9
6	7 SAVVY MISS Warwick Satherley	8	66.4 1000m	0:11.10 1000m	1:19.04 [6] (0:13.84)	1:05.20 [3] (0:11.10)	0:54.10 [3] (0:11.54)	0:42.56 [3] (0:12.66)	0:29.90 [6] (0:13.12)	0:16.78 [6] (0:16.78)	46.34L	0:42.56	-1

Scratched: Kobayastar (#3), Simply Tina (#4)



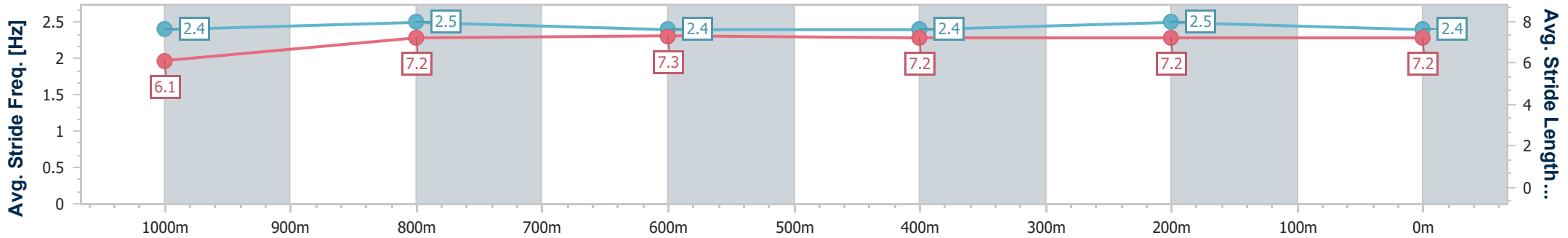
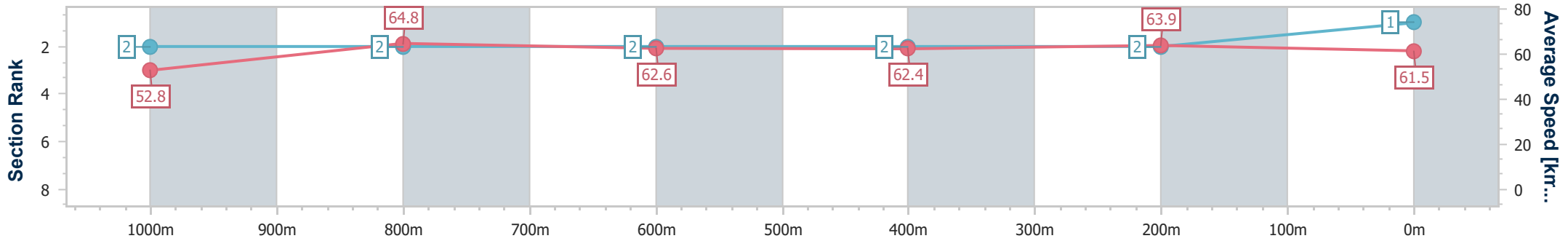
Horse/Jockey Name	Acedrod
Final Rank	1
Fastest Section Time (Section)	0:11.16 (1000m)
Top Speed [km/h] (Section)	66.5 (1000m)
Race State	Finished



Mackay QLD Professional  
 Race 1: SKY RACING QTIS Two-Year-Old Handicap - 1200m  
 04 July 2024 - 11:54  
 Track Rating: Good 4, Weather: Fine, Rail Position: True



Section	Overall	1000m	800m	600m	400m	200m
Section Times	1:11.16 [1] (0:13.71)	0:57.45 [2] (0:11.16)	0:46.29 [2] (0:11.60)	0:34.69 [2] (0:11.72)	0:22.97 [2] (0:11.27)	0:11.70 [2] (0:11.70)
Average Speed [km/h]	52.8	64.8	62.6	62.4	63.9	61.5
Top Speed [km/h]	64.2	66.5	64.0	63.6	65.1	64.9
Avg. Dist. to Rail [m]	5.0	1.9	2.7	1.7	1.0	2.0
Avg. Stride Freq. [Hz]	2.4	2.5	2.4	2.4	2.5	2.4
Avg. Stride Length [m]	6.1	7.2	7.3	7.2	7.2	7.2



- [ ] Ranking at each section and finish
- .-.- No data available at this section
- NA No data available



Horse/Jockey Name	Dalt Jaz
Final Rank	2
Fastest Section Time (Section)	0:11.21 (1000m)
Top Speed [km/h] (Section)	66.1 (1000m)
Race State	Finished



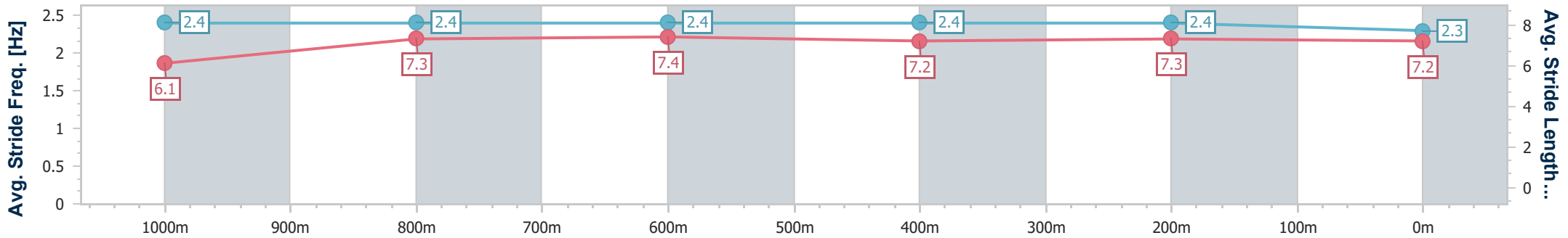
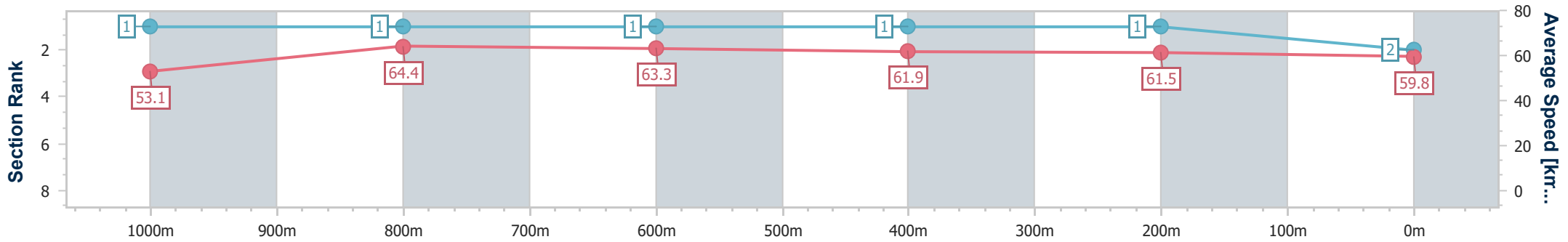
Mackay QLD Professional  
Race 1: SKY RACING QTIS Two-Year-Old Handicap - 1200m



04 July 2024 - 11:54

Track Rating: Good 4, Weather: Fine, Rail Position: True

Section	Overall	1000m	800m	600m	400m	200m
Section Times	1:11.39 [2] (0:13.57)	0:57.82 [1] (0:11.21)	0:46.61 [1] (0:11.30)	0:35.31 [1] (0:11.52)	0:23.79 [1] (0:11.72)	0:12.07 [1] (0:12.07)
Average Speed [km/h]	53.1	64.4	63.3	61.9	61.5	59.8
Top Speed [km/h]	64.2	66.1	64.5	64.0	62.6	62.6
Avg. Dist. to Rail [m]	3.3	0.5	1.5	1.4	1.2	1.0
Avg. Stride Freq. [Hz]	2.4	2.4	2.4	2.4	2.4	2.3
Avg. Stride Length [m]	6.1	7.3	7.4	7.2	7.3	7.2



- [ ] Ranking at each section and finish
- .-.- No data available at this section
- NA No data available



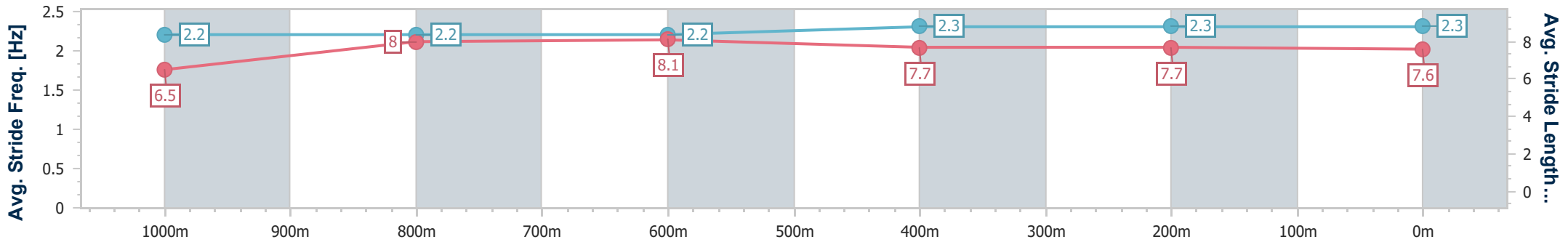
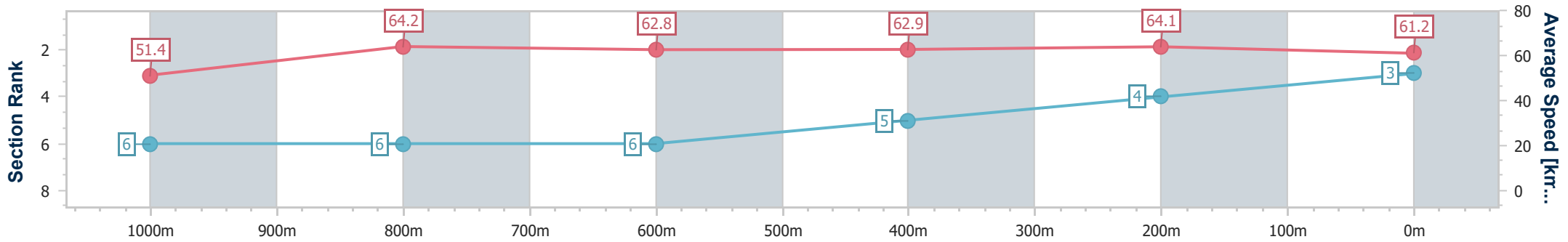
Horse/Jockey Name	Mishani Destiny
Final Rank	3
Fastest Section Time (Section)	0:11.24 (1000m)
Top Speed [km/h] (Section)	66.4 (1000m)
Race State	Finished



Mackay QLD Professional  
 Race 1: SKY RACING QTIS Two-Year-Old Handicap - 1200m  
 04 July 2024 - 11:54  
 Track Rating: Good 4, Weather: Fine, Rail Position: True



Section	Overall	1000m	800m	600m	400m	200m
Section Times	1:11.59 [3] (0:14.15)	0:57.44 [6] (0:11.24)	0:46.20 [6] (0:11.53)	0:34.67 [6] (0:11.61)	0:23.06 [5] (0:11.28)	0:11.78 [4]
Average Speed [km/h]	51.4	64.2	62.8	62.9	64.1	61.2
Top Speed [km/h]	63.3	66.4	64.0	63.8	65.6	63.8
Avg. Dist. to Rail [m]	5.5	1.9	1.2	1.8	4.1	4.7
Avg. Stride Freq. [Hz]	2.2	2.2	2.2	2.3	2.3	2.3
Avg. Stride Length [m]	6.5	8.0	8.1	7.7	7.7	7.6



- [ ] Ranking at each section and finish
- .-.- No data available at this section
- NA No data available



Horse/Jockey Name	Outback Bandit
Final Rank	4
Fastest Section Time (Section)	0:11.21 (1000m)
Top Speed [km/h] (Section)	66.6 (1000m)
Race State	Finished

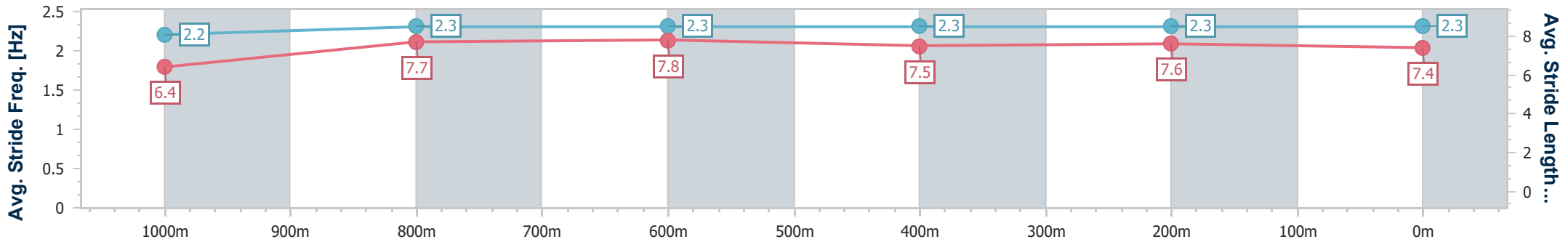
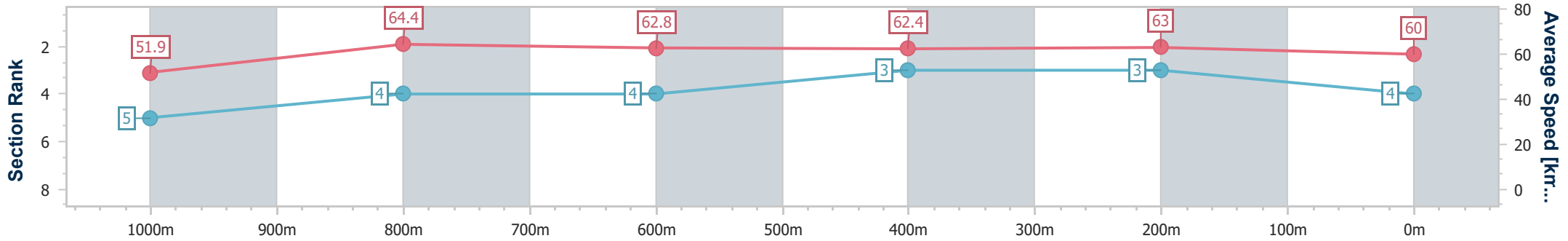


Mackay QLD Professional  
Race 1: SKY RACING QTIS Two-Year-Old Handicap - 1200m



04 July 2024 - 11:54  
Track Rating: Good 4, Weather: Fine, Rail Position: True

Section	Overall	1000m	800m	600m	400m	200m
Section Times	1:11.72 [4] (0:13.90)	0:57.82 [5] (0:11.21)	0:46.61 [4] (0:11.51)	0:35.10 [4] (0:11.61)	0:23.49 [3] (0:11.50)	0:11.99 [3] (0:11.99)
Average Speed [km/h]	51.9	64.4	62.8	62.4	63.0	60.0
Top Speed [km/h]	63.9	66.6	63.3	63.5	64.1	63.0
Avg. Dist. to Rail [m]	1.8	1.2	0.9	0.9	2.8	3.6
Avg. Stride Freq. [Hz]	2.2	2.3	2.3	2.3	2.3	2.3
Avg. Stride Length [m]	6.4	7.7	7.8	7.5	7.6	7.4



- [ ] Ranking at each section and finish
- .-.- No data available at this section
- NA No data available



Horse/Jockey Name	Mishani Opal
Final Rank	5
Fastest Section Time (Section)	0:11.34 (1000m)
Top Speed [km/h] (Section)	65.1 (Overall)
Race State	Finished

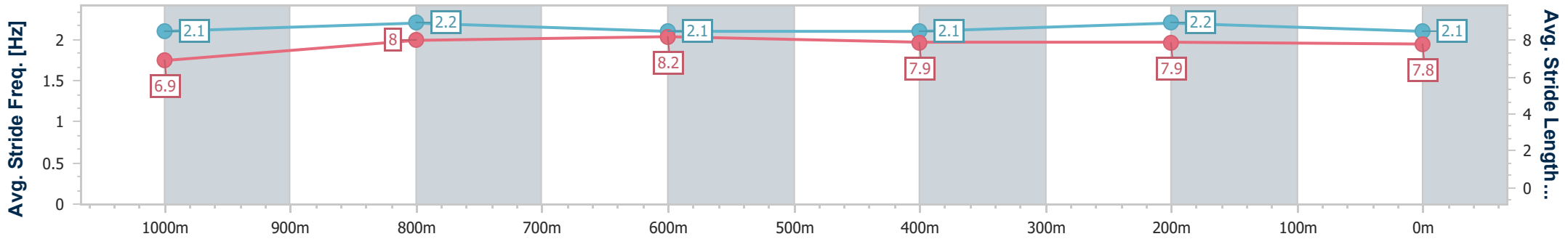
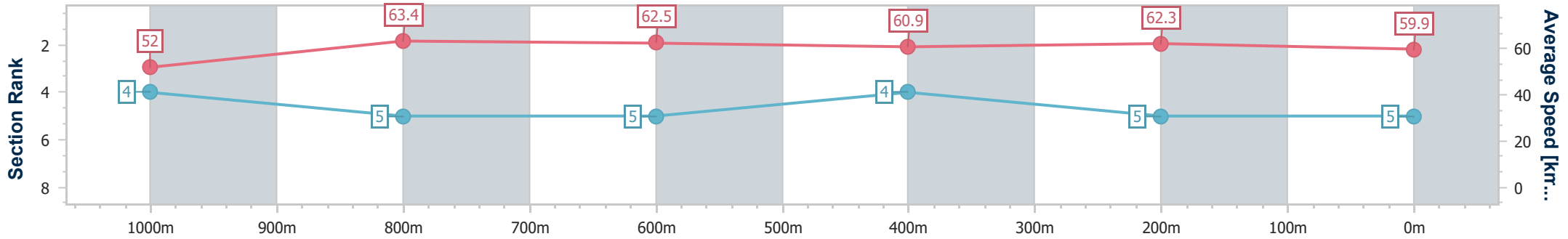


Mackay QLD Professional  
Race 1: SKY RACING QTIS Two-Year-Old Handicap - 1200m



04 July 2024 - 11:54  
Track Rating: Good 4, Weather: Fine, Rail Position: True

Section	Overall	1000m	800m	600m	400m	200m
Section Times	1:12.04 [5] (0:13.89)	0:58.15 [4] (0:11.34)	0:46.81 [5] (0:11.52)	0:35.29 [5] (0:11.72)	0:23.57 [4] (0:11.54)	0:12.03 [5] (0:12.03)
Average Speed [km/h]	52.0	63.4	62.5	60.9	62.3	59.9
Top Speed [km/h]	65.1	64.9	63.1	61.7	63.4	62.2
Avg. Dist. to Rail [m]	2.2	0.5	0.8	1.3	1.8	2.4
Avg. Stride Freq. [Hz]	2.1	2.2	2.1	2.1	2.2	2.1
Avg. Stride Length [m]	6.9	8.0	8.2	7.9	7.9	7.8



- [ ] Ranking at each section and finish
- .-.- No data available at this section
- NA No data available



Horse/Jockey Name	Savvy Miss
Final Rank	6
Fastest Section Time (Section)	0:11.10 (1000m)
Top Speed [km/h] (Section)	66.4 (1000m)
Race State	Finished



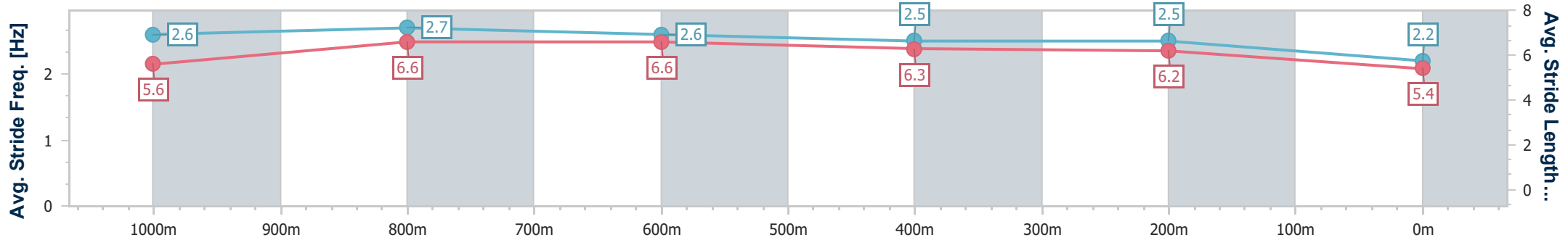
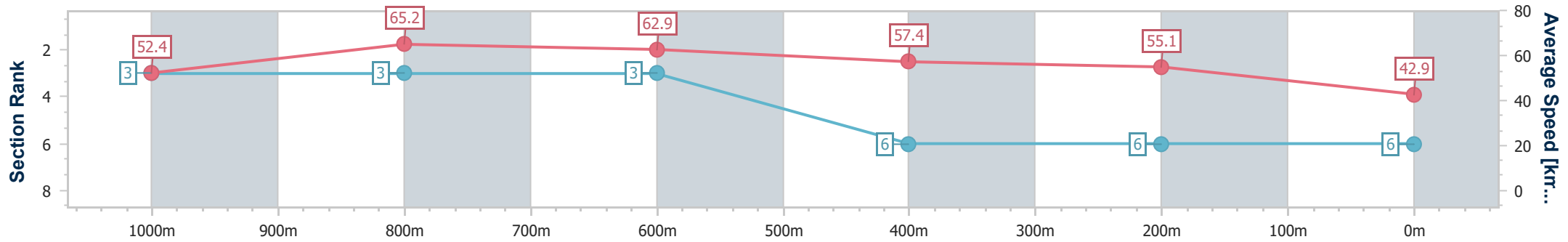
Mackay QLD Professional  
Race 1: SKY RACING QTIS Two-Year-Old Handicap - 1200m



04 July 2024 - 11:54

Track Rating: Good 4, Weather: Fine, Rail Position: True

Section	Overall	1000m	800m	600m	400m	200m
Section Times	1:19.04 [6] (0:13.84)	1:05.20 [3] (0:11.10)	0:54.10 [3] (0:11.54)	0:42.56 [3] (0:12.66)	0:29.90 [6] (0:13.12)	0:16.78 [6] (0:16.78)
Average Speed [km/h]	52.4	65.2	62.9	57.4	55.1	42.9
Top Speed [km/h]	65.7	66.4	63.9	61.0	57.2	51.7
Avg. Dist. to Rail [m]	5.9	2.3	2.2	1.5	1.2	1.3
Avg. Stride Freq. [Hz]	2.6	2.7	2.6	2.5	2.5	2.2
Avg. Stride Length [m]	5.6	6.6	6.6	6.3	6.2	5.4



- [ ] Ranking at each section and finish
- .-.- No data available at this section
- NA No data available



# Mackay QLD Professional

## Race 2: BOOK EVENT CENTRE FOR FUNCTIONS Maiden Handicap - 1100m

04 July 2024 - 12:31



MACKAY TURF CLUB  
Ooralea Racecourse

Track Rating: Good 4, Weather: Fine, Rail Position: True

Section													Last 600m	
Field Times		Overall	1000m	800m	600m	400m	200m						0:33.82	
		1:03.70 (0:07.74)	0:55.96 (0:11.09)	0:44.87 (0:11.05)	0:33.82 (0:11.38)	0:22.44 (0:10.86)	0:11.58 (0:11.58)							
Rank	TAB	Horse/Jockey	Barrier	Top Speed [km/h]	Fastest Section							Margin	Distance Travelled [m]	
1	2	<b>GOLD ACADEMY</b> Warwick Satherley	2	67.6 400m	0:07.74 Overall	1:03.70 [1] (0:07.74)	0:55.96 [1] (0:11.15)	0:44.81 [2] (0:10.99)	0:33.82 [1] (0:11.38)	0:22.44 [2] (0:10.86)	0:11.58 [1] (0:11.58)	1:03.70	0:33.82	
2	3	<b>IRRESISTIBLE FORCE</b> Justin Stanley	1	67.0 1000m	0:07.87 Overall	1:04.34 [2] (0:07.87)	0:56.47 [3] (0:11.19)	0:45.28 [4] (0:11.04)	0:34.24 [5] (0:11.39)	0:22.85 [3] (0:11.20)	0:11.65 [3] (0:11.65)	3.83L	0:34.24	+2
3	1	<b>EARLY FUSION</b> McKenzie Apel	6	67.4 1000m	0:07.97 Overall	1:04.59 [3] (0:07.97)	0:56.62 [4] (0:11.24)	0:45.38 [6] (0:11.10)	0:34.28 [6] (0:11.41)	0:22.87 [6] (0:11.26)	0:11.61 [4] (0:11.61)	5.2L	0:34.28	+7
4	8	<b>SPEC OF SILVER</b> Leah Martyn	8	69.0 1000m	0:08.05 Overall	1:04.83 [4] (0:08.05)	0:56.78 [6] (0:10.78)	0:46.00 [1] (0:11.13)	0:34.87 [2] (0:11.30)	0:23.57 [1] (0:11.41)	0:12.16 [2] (0:12.16)	6.64L	0:34.87	+3
5	6	<b>EFFEMINATE</b> Ryan Wiggins	10	66.6 1000m	0:08.18 Overall	1:05.21 [5] (0:08.18)	0:57.03 [8] (0:11.30)	0:45.73 [8] (0:11.21)	0:34.52 [8] (0:11.27)	0:23.25 [8] (0:11.35)	0:11.90 [7] (0:11.90)	8.85L	0:34.52	+6
6	14	<b>MACFARLANE</b> Adrian Layt	12	67.8 1000m	0:08.51 Overall	1:05.39 [6] (0:08.51)	0:56.88 [10] (0:11.19)	0:45.69 [10] (0:11.12)	0:34.57 [9] (0:11.33)	0:23.24 [10] (0:11.38)	0:11.86 [10] (0:11.86)	10.01L	0:34.57	+8
7	9	<b>ZABOOG</b> Zac Sprie	14	67.9 800m	0:08.01 Overall	1:05.41 [7] (0:08.01)	0:57.40 [5] (0:11.10)	0:46.30 [5] (0:10.89)	0:35.41 [3] (0:11.50)	0:23.91 [4] (0:11.53)	0:12.38 [5] (0:12.38)	10.07L	0:35.41	+10
8	5	<b>MR SQUIGGLE'S MATE</b> Karl Zechner	11	66.8 1000m	0:08.30 Overall	1:05.47 [8] (0:08.30)	0:57.17 [9] (0:11.27)	0:45.90 [9] (0:11.25)	0:34.65 [10] (0:11.28)	0:23.37 [9] (0:11.37)	0:12.00 [9] (0:12.00)	10.41L	0:34.65	+6
9	11	<b>ARACELI</b> Ron Stewart	7	68.2 800m	0:08.15 Overall	1:05.73 [9] (0:08.15)	0:57.58 [7] (0:11.29)	0:46.29 [7] (0:11.06)	0:35.23 [7] (0:11.34)	0:23.89 [7] (0:11.53)	0:12.36 [8] (0:12.36)	11.96L	0:35.23	+6
10	7	<b>LADY DE VEGA</b> Nathan Thomas	4	67.4 1000m	0:07.83 Overall	1:05.80 [10] (0:07.83)	0:57.97 [2] (0:11.18)	0:46.79 [3] (0:11.06)	0:35.73 [4] (0:11.47)	0:24.26 [5] (0:11.68)	0:12.58 [6] (0:12.58)	12.32L	0:35.73	+8

Scratched: Stillwater (#16), Latin Love (#4), Fairybower Flyer (#15), Devilish Dancer (#12), Just Like Rosie (#13)

Report Created: Thu 4 July 2024 12:51 GMT+10 (Note: Timing is based on position data)

Page 1/13

[ ] Ranking at each section and finish  
 -:-:- No data available at this section  
 NA No data available  
 SCN Saddle cloth number  
 DNF Did not finish  
 DNT Did not track

data processed by TRIPLES DATA





**Mackay QLD Professional**  
**Race 2: BOOK EVENT CENTRE FOR FUNCTIONS Maiden Handicap - 1100m**  
**04 July 2024 - 12:31**



MACKAY TURF CLUB  
 Ooralea Racecourse

Track Rating: Good 4, Weather: Fine, Rail Position: True

Section		Overall	1000m	800m	600m	400m	200m	Last 600m					
Field Times		1:03.70 (0:07.74)	0:55.96 (0:11.09)	0:44.87 (0:11.05)	0:33.82 (0:11.38)	0:22.44 (0:10.86)	0:11.58 (0:11.58)	0:33.82					
Rank	TAB Horse/Jockey	Barrier	Top Speed [km/h]	Fastest Section	Margin						Distance Travelled [m]		
11	10 POLLY HOFFA	3	65.2	0:08.55	1:06.72 [11]	0:58.17 [11]	0:46.61 [11]	0:35.14 [11]	0:23.63 [11]	0:12.14 [11]	17.78L	0:35.14	+7
	Chelsea Jokic		800m	Overall	(0:08.55)	(0:11.56)	(0:11.47)	(0:11.51)	(0:11.49)	(0:12.14)			

Scratched: Stillwater (#16), Latin Love (#4), Fairybower Flyer (#15), Devilish Dancer (#12), Just Like Rosie (#13)

[ ] Ranking at each section and finish  
 -:--:-- No data available at this section  
 NA No data available

SCN Saddle cloth number  
 DNF Did not finish  
 DNT Did not track



Horse/Jockey Name	Gold Academy
Final Rank	1
Fastest Section Time (Section)	0:07.74 (Overall)
Top Speed [km/h] (Section)	67.6 (400m)
Race State	Finished

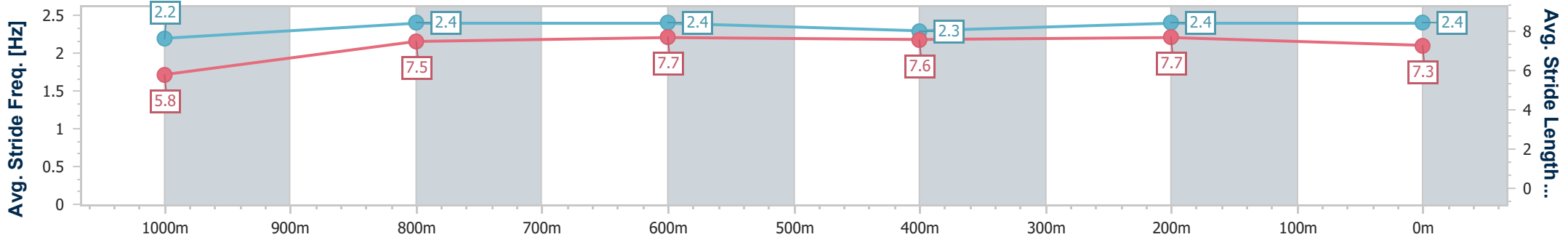
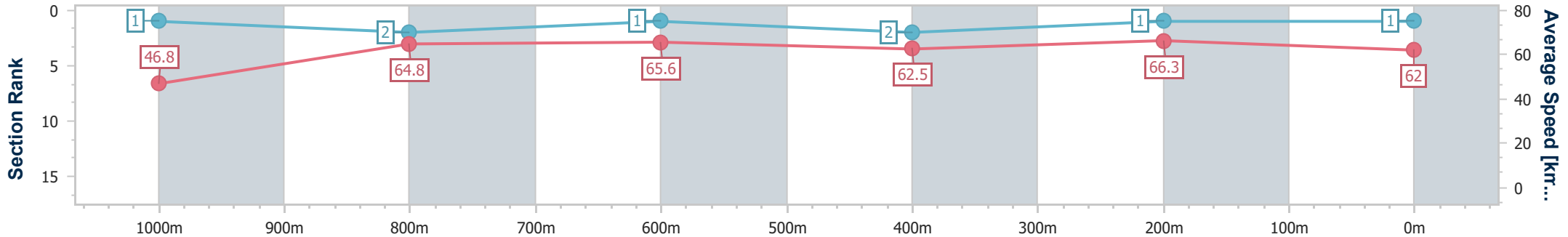


Mackay QLD Professional  
 Race 2: BOOK EVENT CENTRE FOR FUNCTIONS Maiden  
 Handicap - 1100m  
 04 July 2024 - 12:31



Track Rating: Good 4, Weather: Fine, Rail Position: True

Section	Overall	1000m	800m	600m	400m	200m
Section Times	1:03.70 [1] (0:07.74)	0:55.96 [1] (0:11.15)	0:44.81 [2] (0:10.99)	0:33.82 [1] (0:11.38)	0:22.44 [2] (0:10.86)	0:11.58 [1] (0:11.58)
Average Speed [km/h]	46.8	64.8	65.6	62.5	66.3	62.0
Top Speed [km/h]	65.0	66.1	67.2	63.4	67.6	65.7
Avg. Dist. to Rail [m]	3.1	1.7	0.7	1.1	0.7	1.5
Avg. Stride Freq. [Hz]	2.2	2.4	2.4	2.3	2.4	2.4
Avg. Stride Length [m]	5.8	7.5	7.7	7.6	7.7	7.3



- [ ] Ranking at each section and finish
- .-.- No data available at this section
- NA No data available



Horse/Jockey Name	Irresistible Force
Final Rank	2
Fastest Section Time (Section)	0:07.87 (Overall)
Top Speed [km/h] (Section)	67.0 (1000m)
Race State	Finished

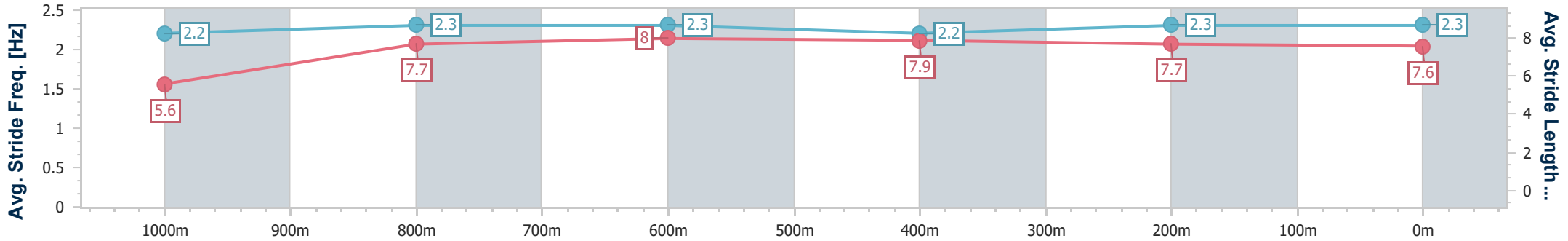
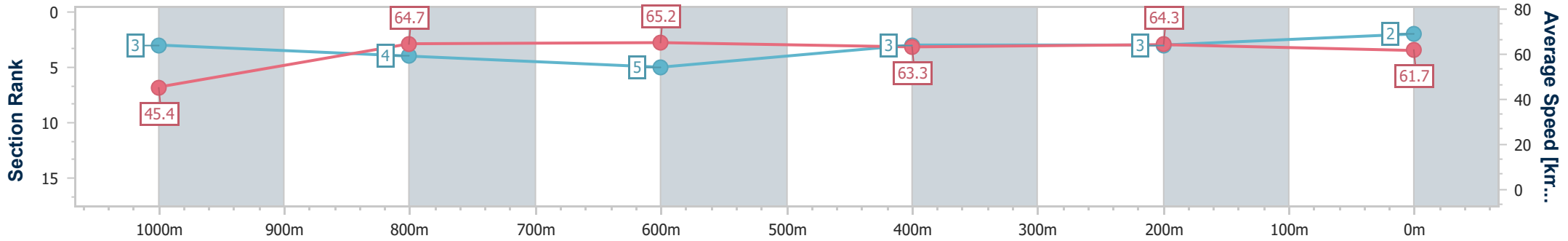


Mackay QLD Professional  
 Race 2: BOOK EVENT CENTRE FOR FUNCTIONS Maiden  
 Handicap - 1100m  
 04 July 2024 - 12:31



Track Rating: Good 4, Weather: Fine, Rail Position: True

Section	Overall	1000m	800m	600m	400m	200m
Section Times	1:04.34 [2] (0:07.87)	0:56.47 [3] (0:11.19)	0:45.28 [4] (0:11.04)	0:34.24 [5] (0:11.39)	0:22.85 [3] (0:11.20)	0:11.65 [3] (0:11.65)
Average Speed [km/h]	45.4	64.7	65.2	63.3	64.3	61.7
Top Speed [km/h]	63.0	67.0	66.1	63.7	65.3	64.6
Avg. Dist. to Rail [m]	2.2	1.0	1.1	0.2	0.9	0.8
Avg. Stride Freq. [Hz]	2.2	2.3	2.3	2.2	2.3	2.3
Avg. Stride Length [m]	5.6	7.7	8.0	7.9	7.7	7.6



- [ ] Ranking at each section and finish
- .-.- No data available at this section
- NA No data available



Horse/Jockey Name	Early Fusion
Final Rank	3
Fastest Section Time (Section)	0:07.97 (Overall)
Top Speed [km/h] (Section)	67.4 (1000m)
Race State	Finished

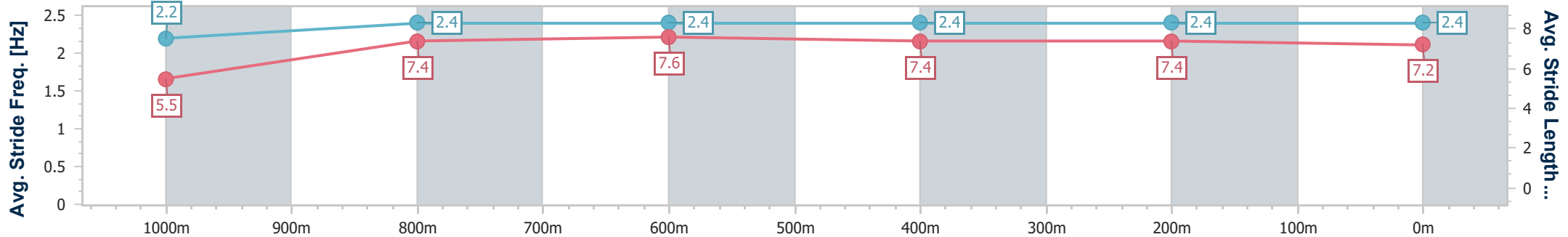
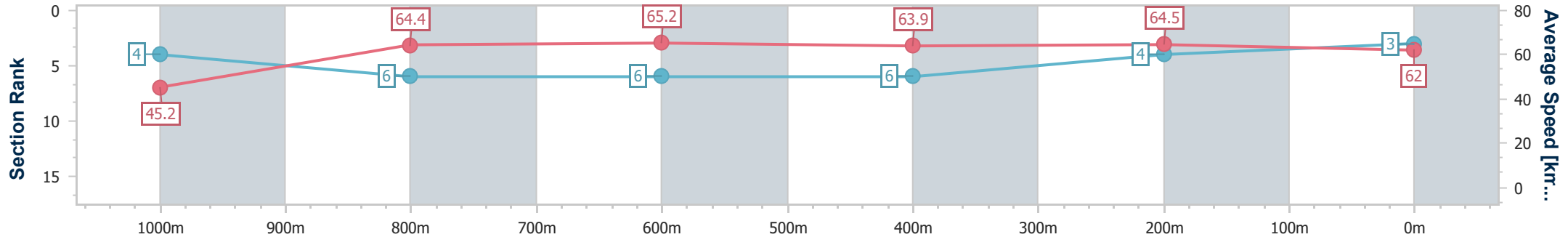


Mackay QLD Professional  
 Race 2: BOOK EVENT CENTRE FOR FUNCTIONS Maiden  
 Handicap - 1100m  
 04 July 2024 - 12:31



Track Rating: Good 4, Weather: Fine, Rail Position: True

Section	Overall	1000m	800m	600m	400m	200m
Section Times	1:04.59 [3] (0:07.97)	0:56.62 [4] (0:11.24)	0:45.38 [6] (0:11.10)	0:34.28 [6] (0:11.41)	0:22.87 [6] (0:11.26)	0:11.61 [4] (0:11.61)
Average Speed [km/h]	45.2	64.4	65.2	63.9	64.5	62.0
Top Speed [km/h]	62.2	67.4	66.9	65.8	65.5	64.7
Avg. Dist. to Rail [m]	5.3	1.8	1.3	1.9	5.3	6.8
Avg. Stride Freq. [Hz]	2.2	2.4	2.4	2.4	2.4	2.4
Avg. Stride Length [m]	5.5	7.4	7.6	7.4	7.4	7.2



- [ ] Ranking at each section and finish
- .-.- No data available at this section
- NA No data available



Horse/Jockey Name	Spec Of Silver
Final Rank	4
Fastest Section Time (Section)	0:08.05 (Overall)
Top Speed [km/h] (Section)	69.0 (1000m)
Race State	Finished

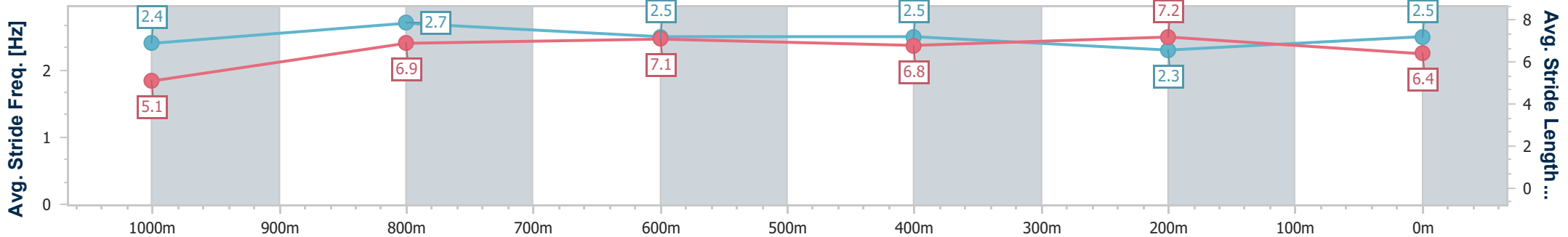
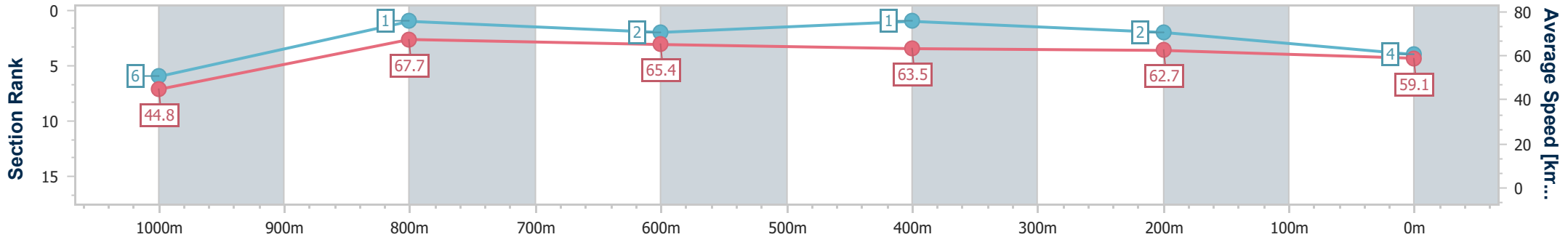


Mackay QLD Professional  
 Race 2: BOOK EVENT CENTRE FOR FUNCTIONS Maiden  
 Handicap - 1100m  
 04 July 2024 - 12:31



Track Rating: Good 4, Weather: Fine, Rail Position: True

Section	Overall	1000m	800m	600m	400m	200m
Section Times	1:04.83 [4] (0:08.05)	0:56.78 [6] (0:10.78)	0:46.00 [1] (0:11.13)	0:34.87 [2] (0:11.30)	0:23.57 [1] (0:11.41)	0:12.16 [2] (0:12.16)
Average Speed [km/h]	44.8	67.7	65.4	63.5	62.7	59.1
Top Speed [km/h]	64.6	69.0	66.9	65.2	65.0	62.7
Avg. Dist. to Rail [m]	7.6	3.9	3.8	1.4	2.9	1.7
Avg. Stride Freq. [Hz]	2.4	2.7	2.5	2.5	2.3	2.5
Avg. Stride Length [m]	5.1	6.9	7.1	6.8	7.2	6.4



- [ ] Ranking at each section and finish
- .-.- No data available at this section
- NA No data available



Horse/Jockey Name	Effeminate
Final Rank	5
Fastest Section Time (Section)	0:08.18 (Overall)
Top Speed [km/h] (Section)	66.6 (1000m)
Race State	Finished

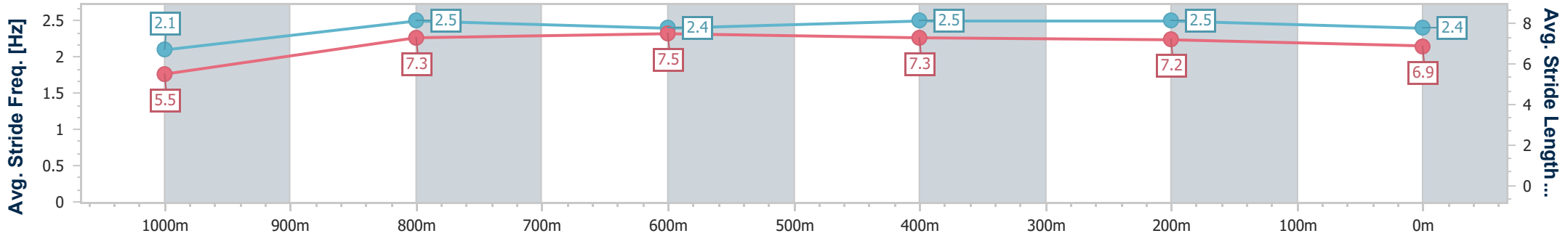
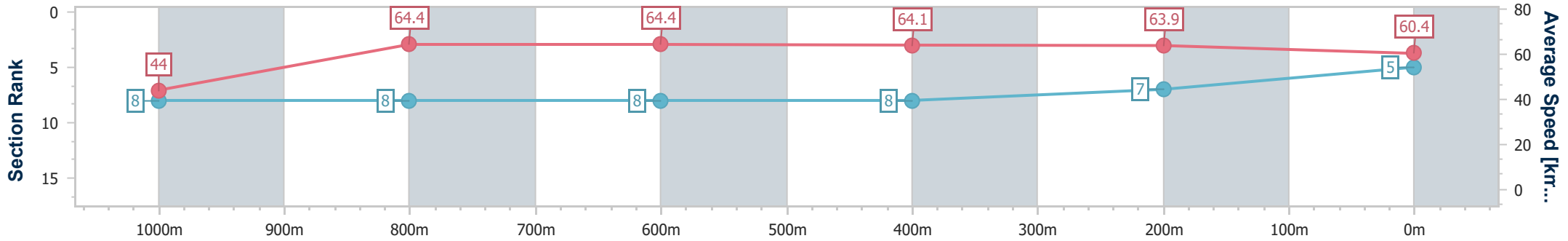


Mackay QLD Professional  
 Race 2: BOOK EVENT CENTRE FOR FUNCTIONS Maiden  
 Handicap - 1100m  
 04 July 2024 - 12:31



Track Rating: Good 4, Weather: Fine, Rail Position: True

Section	Overall	1000m	800m	600m	400m	200m
Section Times	1:05.21 [5] (0:08.18)	0:57.03 [8] (0:11.30)	0:45.73 [8] (0:11.21)	0:34.52 [8] (0:11.27)	0:23.25 [8] (0:11.35)	0:11.90 [7] (0:11.90)
Average Speed [km/h]	44.0	64.4	64.4	64.1	63.9	60.4
Top Speed [km/h]	63.8	66.6	65.6	65.6	65.5	65.1
Avg. Dist. to Rail [m]	7.5	3.6	1.8	0.4	5.5	7.2
Avg. Stride Freq. [Hz]	2.1	2.5	2.4	2.5	2.5	2.4
Avg. Stride Length [m]	5.5	7.3	7.5	7.3	7.2	6.9



- [ ] Ranking at each section and finish
- .-.- No data available at this section
- NA No data available



Horse/Jockey Name	Macfarlane
Final Rank	6
Fastest Section Time (Section)	0:08.51 (Overall)
Top Speed [km/h] (Section)	67.8 (1000m)
Race State	Finished

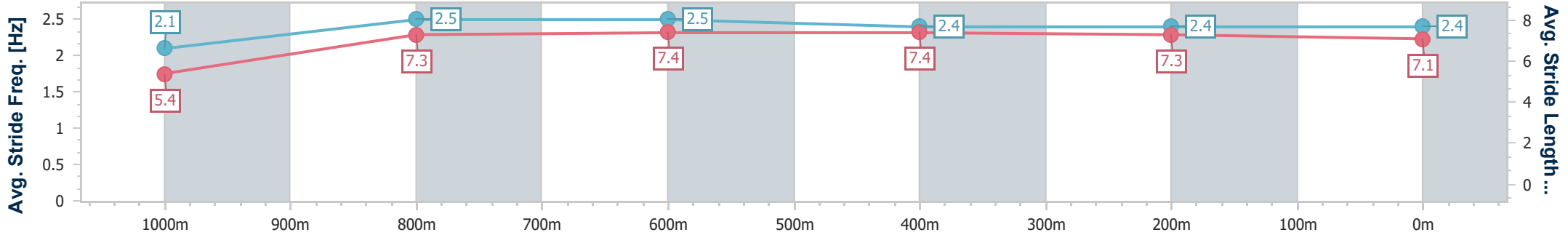
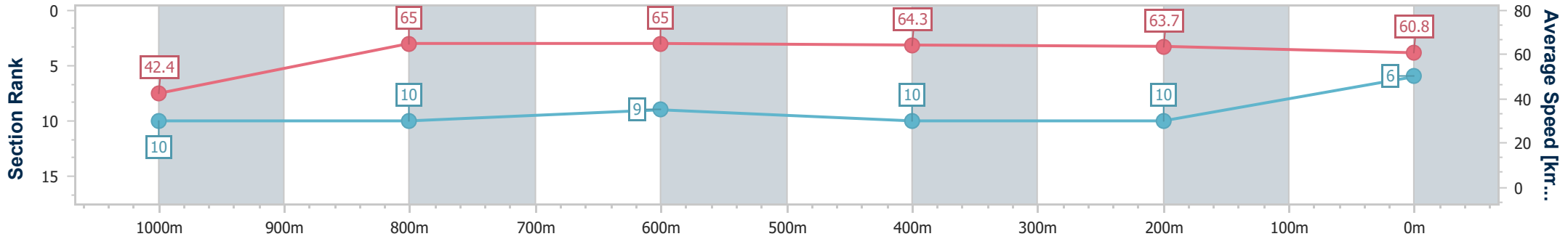


Mackay QLD Professional  
 Race 2: BOOK EVENT CENTRE FOR FUNCTIONS Maiden  
 Handicap - 1100m  
 04 July 2024 - 12:31



Track Rating: Good 4, Weather: Fine, Rail Position: True

Section	Overall	1000m	800m	600m	400m	200m
Section Times	1:05.39 [6] (0:08.51)	0:56.88 [10] (0:11.19)	0:45.69 [10] (0:11.12)	0:34.57 [9] (0:11.33)	0:23.24 [10] (0:11.38)	0:11.86 [10] (0:11.86)
Average Speed [km/h]	42.4	65.0	65.0	64.3	63.7	60.8
Top Speed [km/h]	59.3	67.8	67.7	65.4	65.0	63.5
Avg. Dist. to Rail [m]	9.5	3.0	1.2	1.4	6.1	8.3
Avg. Stride Freq. [Hz]	2.1	2.5	2.5	2.4	2.4	2.4
Avg. Stride Length [m]	5.4	7.3	7.4	7.4	7.3	7.1



- [ ] Ranking at each section and finish
- .-.- No data available at this section
- NA No data available



Horse/Jockey Name	Zaboog
Final Rank	7
Fastest Section Time (Section)	0:08.01 (Overall)
Top Speed [km/h] (Section)	67.9 (800m)
Race State	Finished

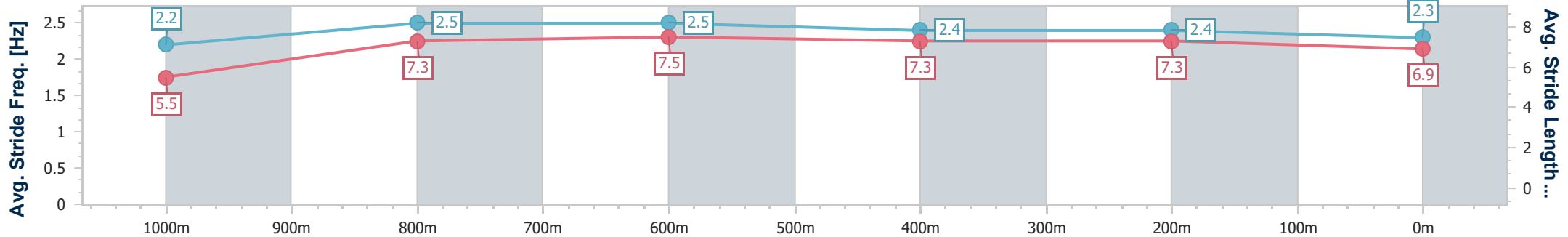
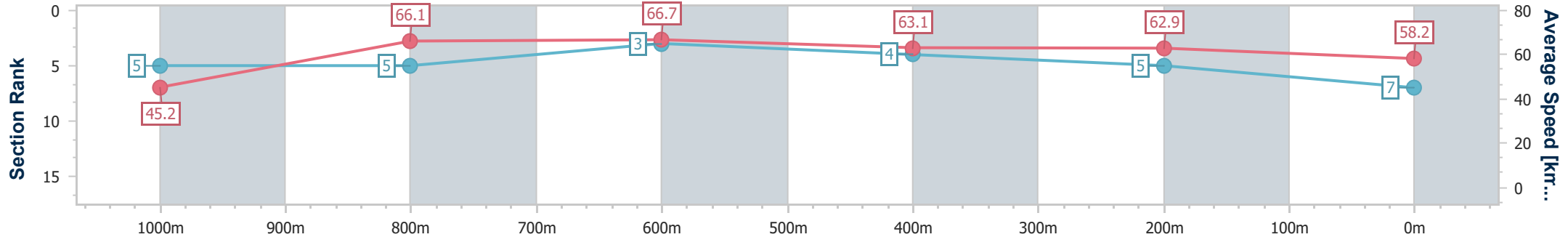


Mackay QLD Professional  
 Race 2: BOOK EVENT CENTRE FOR FUNCTIONS Maiden  
 Handicap - 1100m  
 04 July 2024 - 12:31



Track Rating: Good 4, Weather: Fine, Rail Position: True

Section	Overall	1000m	800m	600m	400m	200m
Section Times	1:05.41 [7] (0:08.01)	0:57.40 [5] (0:11.10)	0:46.30 [5] (0:10.89)	0:35.41 [3] (0:11.50)	0:23.91 [4] (0:11.53)	0:12.38 [5] (0:12.38)
Average Speed [km/h]	45.2	66.1	66.7	63.1	62.9	58.2
Top Speed [km/h]	62.1	67.9	67.9	64.6	64.2	61.9
Avg. Dist. to Rail [m]	11.8	6.4	3.1	1.2	3.3	4.9
Avg. Stride Freq. [Hz]	2.2	2.5	2.5	2.4	2.4	2.3
Avg. Stride Length [m]	5.5	7.3	7.5	7.3	7.3	6.9



- [ ] Ranking at each section and finish
- .-.- No data available at this section
- NA No data available





Horse/Jockey Name	Mr Squiggle's Mate
Final Rank	8
Fastest Section Time (Section)	0:08.30 (Overall)
Top Speed [km/h] (Section)	66.8 (1000m)
Race State	Finished

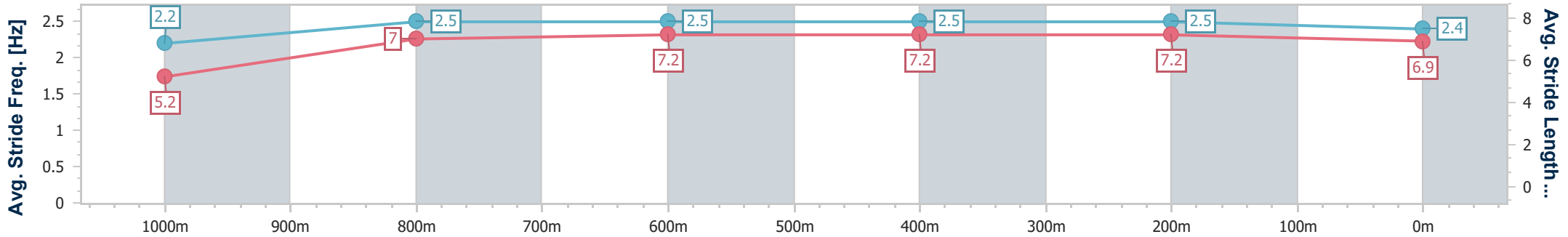
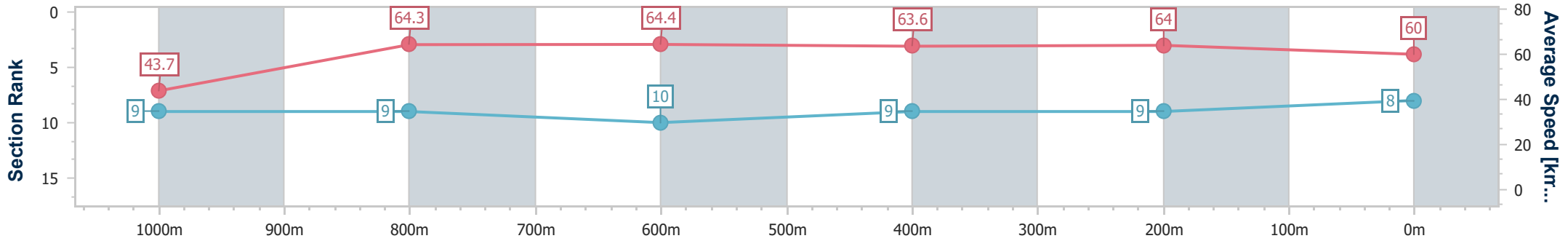


Mackay QLD Professional  
 Race 2: BOOK EVENT CENTRE FOR FUNCTIONS Maiden  
 Handicap - 1100m  
 04 July 2024 - 12:31



Track Rating: Good 4, Weather: Fine, Rail Position: True

Section	Overall	1000m	800m	600m	400m	200m
Section Times	1:05.47 [8] (0:08.30)	0:57.17 [9] (0:11.27)	0:45.90 [9] (0:11.25)	0:34.65 [10] (0:11.28)	0:23.37 [9] (0:11.37)	0:12.00 [9] (0:12.00)
Average Speed [km/h]	43.7	64.3	64.4	63.6	64.0	60.0
Top Speed [km/h]	60.2	66.8	65.3	64.6	65.1	63.1
Avg. Dist. to Rail [m]	9.3	3.0	1.3	0.8	4.2	5.9
Avg. Stride Freq. [Hz]	2.2	2.5	2.5	2.5	2.5	2.4
Avg. Stride Length [m]	5.2	7.0	7.2	7.2	7.2	6.9



- [ ] Ranking at each section and finish
- .-.- No data available at this section
- NA No data available



Horse/Jockey Name	Araceli
Final Rank	9
Fastest Section Time (Section)	0:08.15 (Overall)
Top Speed [km/h] (Section)	68.2 (800m)
Race State	Finished

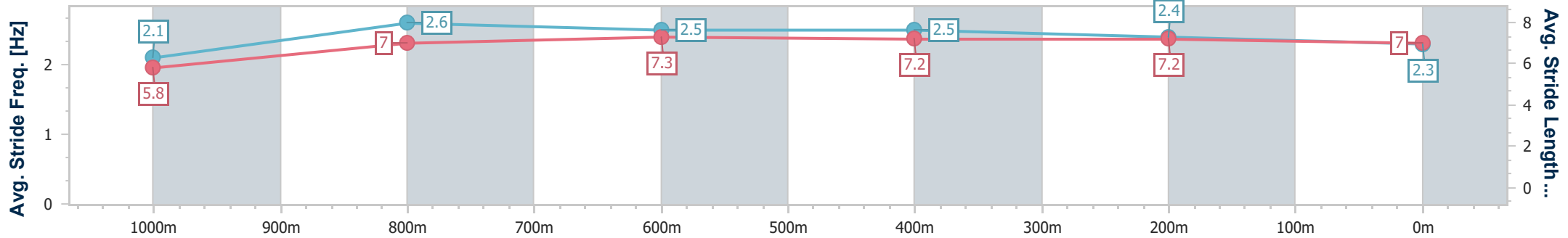
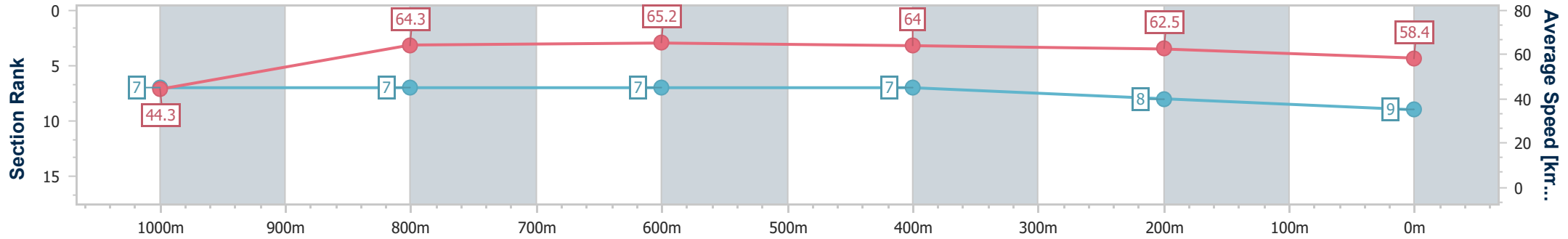


Mackay QLD Professional  
 Race 2: BOOK EVENT CENTRE FOR FUNCTIONS Maiden  
 Handicap - 1100m  
 04 July 2024 - 12:31



Track Rating: Good 4, Weather: Fine, Rail Position: True

Section	Overall	1000m	800m	600m	400m	200m
Section Times	1:05.73 [9] (0:08.15)	0:57.58 [7] (0:11.29)	0:46.29 [7] (0:11.06)	0:35.23 [7] (0:11.34)	0:23.89 [7] (0:11.53)	0:12.36 [8] (0:12.36)
Average Speed [km/h]	44.3	64.3	65.2	64.0	62.5	58.4
Top Speed [km/h]	65.5	66.8	68.2	66.3	64.1	60.8
Avg. Dist. to Rail [m]	5.6	1.6	1.9	0.9	4.0	6.4
Avg. Stride Freq. [Hz]	2.1	2.6	2.5	2.5	2.4	2.3
Avg. Stride Length [m]	5.8	7.0	7.3	7.2	7.2	7.0



- [ ] Ranking at each section and finish
- .-.- No data available at this section
- NA No data available



Horse/Jockey Name	Lady De Vega
Final Rank	10
Fastest Section Time (Section)	0:07.83 (Overall)
Top Speed [km/h] (Section)	67.4 (1000m)
Race State	Finished

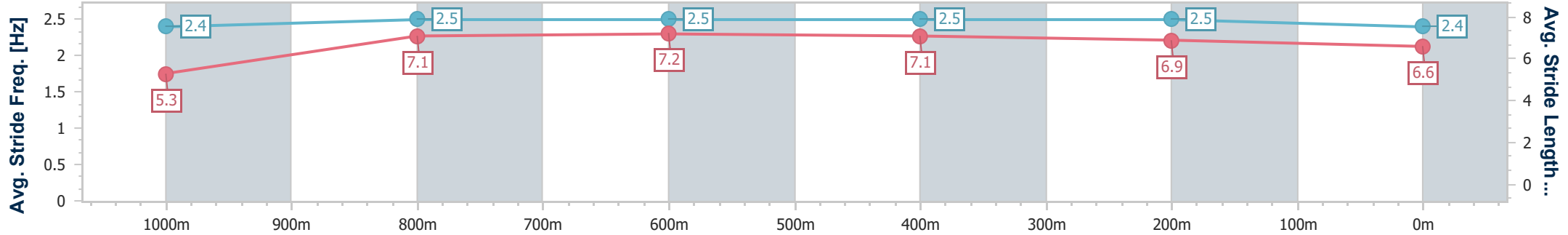
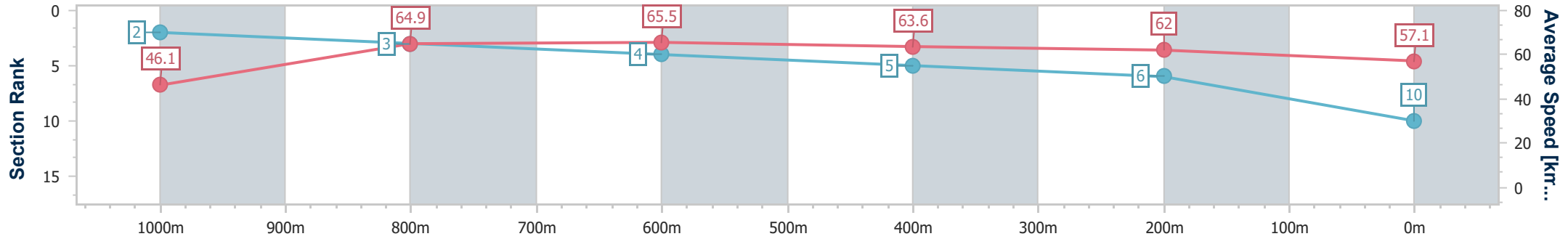


Mackay QLD Professional  
 Race 2: BOOK EVENT CENTRE FOR FUNCTIONS Maiden Handicap - 1100m  
 04 July 2024 - 12:31



Track Rating: Good 4, Weather: Fine, Rail Position: True

Section	Overall	1000m	800m	600m	400m	200m
Section Times	1:05.80 [10] (0:07.83)	0:57.97 [2] (0:11.18)	0:46.79 [3] (0:11.06)	0:35.73 [4] (0:11.47)	0:24.26 [5] (0:11.68)	0:12.58 [6] (0:12.58)
Average Speed [km/h]	46.1	64.9	65.5	63.6	62.0	57.1
Top Speed [km/h]	64.6	67.4	66.0	64.5	63.3	61.3
Avg. Dist. to Rail [m]	3.9	1.9	2.8	1.8	4.0	6.8
Avg. Stride Freq. [Hz]	2.4	2.5	2.5	2.5	2.5	2.4
Avg. Stride Length [m]	5.3	7.1	7.2	7.1	6.9	6.6



- [ ] Ranking at each section and finish
- .-.- No data available at this section
- NA No data available



Horse/Jockey Name	Polly Hoffa
Final Rank	11
Fastest Section Time (Section)	0:08.55 (Overall)
Top Speed [km/h] (Section)	65.2 (800m)
Race State	Finished

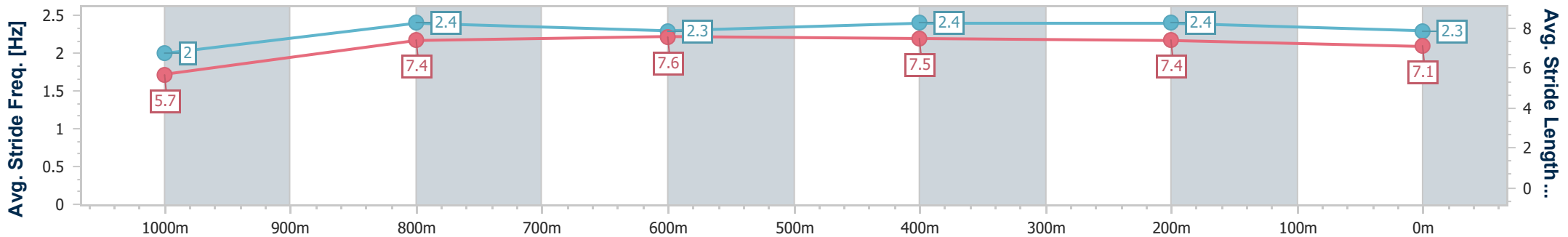
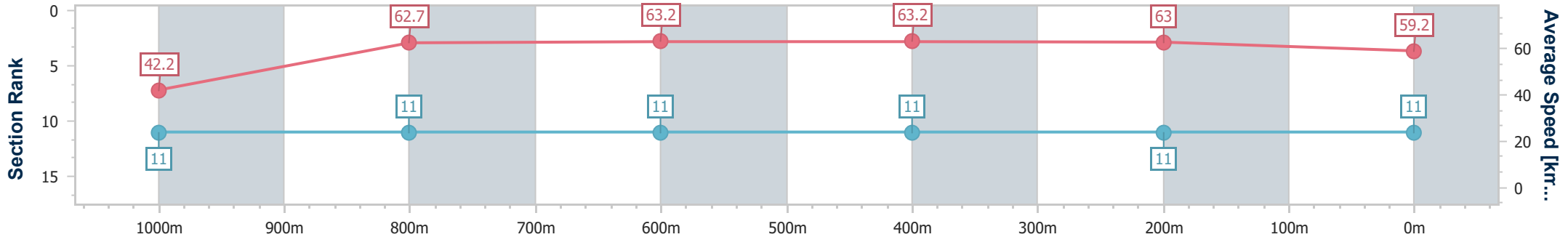


Mackay QLD Professional  
 Race 2: BOOK EVENT CENTRE FOR FUNCTIONS Maiden  
 Handicap - 1100m  
 04 July 2024 - 12:31



Track Rating: Good 4, Weather: Fine, Rail Position: True

Section	Overall	1000m	800m	600m	400m	200m
Section Times	1:06.72 [11] (0:08.55)	0:58.17 [11] (0:11.56)	0:46.61 [11] (0:11.47)	0:35.14 [11] (0:11.51)	0:23.63 [11] (0:11.49)	0:12.14 [11] (0:12.14)
Average Speed [km/h]	42.2	62.7	63.2	63.2	63.0	59.2
Top Speed [km/h]	60.8	64.0	65.2	64.9	64.0	64.2
Avg. Dist. to Rail [m]	4.2	1.7	2.1	1.6	4.0	5.8
Avg. Stride Freq. [Hz]	2.0	2.4	2.3	2.4	2.4	2.3
Avg. Stride Length [m]	5.7	7.4	7.6	7.5	7.4	7.1



- [ ] Ranking at each section and finish
- .-.- No data available at this section
- NA No data available



# Mackay QLD Professional

## Race 3: LADBROKE IT! OPEN Handicap - 1560m



MACKAY TURF CLUB  
Ooralea Racecourse

04 July 2024 - 13:05

Track Rating: Good 4, Weather: Fine, Rail Position: True

Section		Overall	1400m	1200m	1000m	800m	600m	400m	Last 600m				
Field Times		1:33.78 (0:11.31)	1:22.47 (0:12.28)	1:10.19 (0:11.60)	0:58.59 (0:11.18)	0:47.41 (0:11.54)	0:35.87 (0:11.83)	0:24.04 (0:11.97)	0:35.87				
Rank	TAB Horse/Jockey	Barrier	Top Speed [km/h]	Fastest Section									Distance Travelled [m]
1	6 ACROPHOBIC Justin Stanley	6	64.2 1000m	0:11.41 1000m	1:33.78 [1] (0:11.47)	1:22.31 [2] (0:12.34)	1:09.97 [2] (0:11.78)	0:58.19 [3] (0:11.41)	0:46.78 [3] (0:11.50)	0:35.28 [3] (0:11.54)	0:23.74 [3] (0:11.67)	0:35.28	
2	2 FIGHTING COMMANDO McKenzie Apel	3	63.6 1000m	0:11.46 1000m	1:34.56 [2] (0:11.74)	1:22.82 [4] (0:12.18)	1:10.64 [4] (0:11.90)	0:58.74 [4] (0:11.46)	0:47.28 [4] (0:11.68)	0:35.60 [4] (0:11.63)	0:23.97 [4] (0:11.63)	0:35.60	+0
3	5 AWOL Ron Stewart	2	65.2 1200m	0:11.31 Overall	1:34.60 [3] (0:11.31)	1:23.29 [1] (0:12.28)	1:11.01 [1] (0:11.61)	0:59.40 [2] (0:11.47)	0:47.93 [2] (0:11.52)	0:36.41 [2] (0:11.69)	0:24.72 [2] (0:11.96)	0:36.41	+4
4	9 SUCH A WHIT Chelsea Jokic	4	63.4 1000m	0:11.50 1000m	1:34.63 [4] (0:12.22)	1:22.41 [8] (0:12.22)	1:10.19 [6] (0:11.84)	0:58.35 [6] (0:11.50)	0:46.85 [6] (0:11.61)	0:35.24 [6] (0:11.58)	0:23.66 [6] (0:11.54)	0:35.24	-5
5	8 CLASS OF ROYALTY Corey Bayliss	9	63.5 600m	0:11.57 1000m	1:34.78 [5] (0:11.64)	1:23.14 [3] (0:12.36)	1:10.78 [5] (0:11.95)	0:58.83 [5] (0:11.57)	0:47.26 [5] (0:11.66)	0:35.60 [5] (0:11.60)	0:24.00 [5] (0:11.73)	0:35.60	+4
6	7 JETSKI Karl Zechner	8	63.9 400m	0:11.48 1000m	1:34.82 [6] (0:12.00)	1:22.82 [7] (0:12.55)	1:10.27 [8] (0:11.96)	0:58.31 [8] (0:11.48)	0:46.83 [8] (0:11.55)	0:35.28 [8] (0:11.50)	0:23.78 [7] (0:11.51)	0:35.28	+8
7	3 SAVVY LEGEND Leah Martyn	1	65.8 1200m	0:11.18 1000m	1:34.87 [7] (0:11.89)	1:22.98 [5] (0:11.97)	1:11.01 [3] (0:11.33)	0:59.68 [1] (0:11.18)	0:48.50 [1] (0:11.54)	0:36.96 [1] (0:11.83)	0:25.13 [1] (0:12.18)	0:36.96	+2
8	4 THE DRILLER Jake Bayliss	7	64.0 600m	0:11.53 1000m	1:35.89 [8] (0:11.97)	1:23.92 [6] (0:12.55)	1:11.37 [7] (0:11.83)	0:59.54 [7] (0:11.53)	0:48.01 [7] (0:11.63)	0:36.38 [7] (0:11.63)	0:24.75 [8] (0:11.91)	0:36.38	+12

Scratched: Namazu (#1)



# Mackay QLD Professional

## Race 3: LADBROKE IT! OPEN Handicap - 1560m

04 July 2024 - 13:05



MACKAY TURF CLUB  
Ooralea Racecourse

Track Rating: Good 4, Weather: Fine, Rail Position: True

Section				200m				Last 600m	
Field Times				0:12.07				0:35.87	
				(0:12.07)					
Rank	TAB	Horse/Jockey	Barrier	Top Speed [km/h]	Fastest Section	Margin			Distance Travelled [m]
1	6	ACROPHOBIC	6	64.2	0:11.41	0:12.07 [1]	1:33.78		0:35.28
		Justin Stanley		1000m	1000m	(0:12.07)			
2	2	FIGHTING COMMANDO	3	63.6	0:11.46	0:12.34 [4]	4.57L		0:35.60
		McKenzie Apel		1000m	1000m	(0:12.34)			+0
3	5	AWOL	2	65.2	0:11.31	0:12.76 [2]	4.84L		0:36.41
		Ron Stewart		1200m	Overall	(0:12.76)			+4
4	9	SUCH A WHIT	4	63.4	0:11.50	0:12.12 [6]	5.01L		0:35.24
		Chelsea Jokic		1000m	1000m	(0:12.12)			-5
5	8	CLASS OF ROYALTY	9	63.5	0:11.57	0:12.27 [5]	5.89L		0:35.60
		Corey Bayliss		600m	1000m	(0:12.27)			+4
6	7	JETSKI	8	63.9	0:11.48	0:12.27 [7]	6.08L		0:35.28
		Karl Zechner		400m	1000m	(0:12.27)			+8
7	3	SAVVY LEGEND	1	65.8	0:11.18	0:12.95 [3]	6.39L		0:36.96
		Leah Martyn		1200m	1000m	(0:12.95)			+2
8	4	THE DRILLER	7	64.0	0:11.53	0:12.84 [8]	12.41L		0:36.38
		Jake Bayliss		600m	1000m	(0:12.84)			+12

Scratched: Namazu (#1)



Horse/Jockey Name	Acrophobic
Final Rank	1
Fastest Section Time (Section)	0:11.41 (1000m)
Top Speed [km/h] (Section)	64.2 (1000m)
Race State	Finished



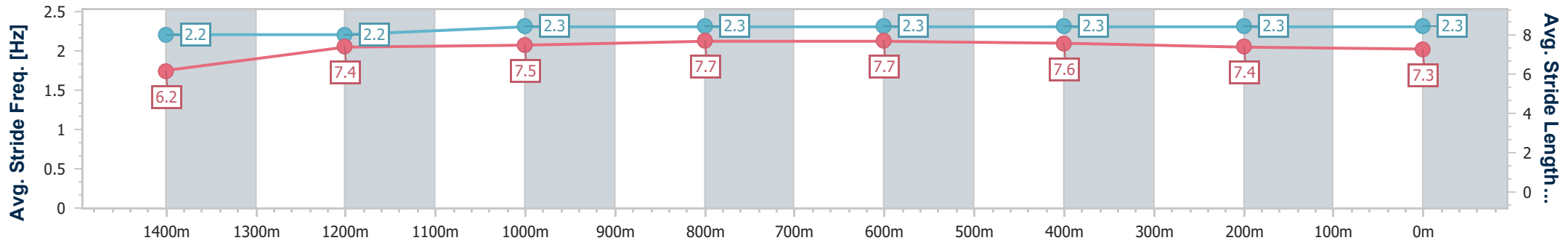
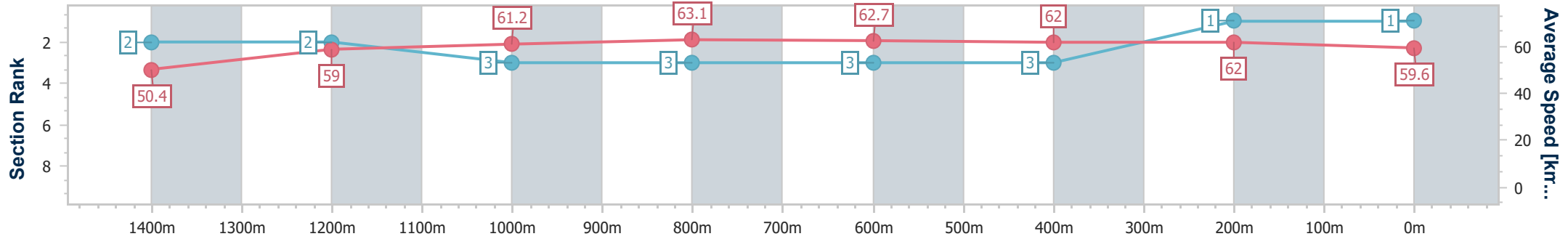
Mackay QLD Professional  
Race 3: LADBROKE IT! OPEN Handicap - 1560m



04 July 2024 - 13:05

Track Rating: Good 4, Weather: Fine, Rail Position: True

Section	Overall	1400m	1200m	1000m	800m	600m	400m	200m
Section Times	1:33.78 [1] (0:11.47)	1:22.31 [2] (0:12.34)	1:09.97 [2] (0:11.78)	0:58.19 [3] (0:11.41)	0:46.78 [3] (0:11.50)	0:35.28 [3] (0:11.54)	0:23.74 [3] (0:11.67)	0:12.07 [1] (0:12.07)
Average Speed [km/h]	50.4	59.0	61.2	63.1	62.7	62.0	62.0	59.6
Top Speed [km/h]	61.7	61.7	64.1	64.2	63.3	63.5	62.7	61.2
Avg. Dist. to Rail [m]	6.9	2.5	1.9	0.9	0.6	0.8	1.8	1.6
Avg. Stride Freq. [Hz]	2.2	2.2	2.3	2.3	2.3	2.3	2.3	2.3
Avg. Stride Length [m]	6.2	7.4	7.5	7.7	7.7	7.6	7.4	7.3



- [ ] Ranking at each section and finish
- .-.- No data available at this section
- NA No data available



Horse/Jockey Name	Fighting Commando
Final Rank	2
Fastest Section Time (Section)	0:11.46 (1000m)
Top Speed [km/h] (Section)	63.6 (1000m)
Race State	Finished

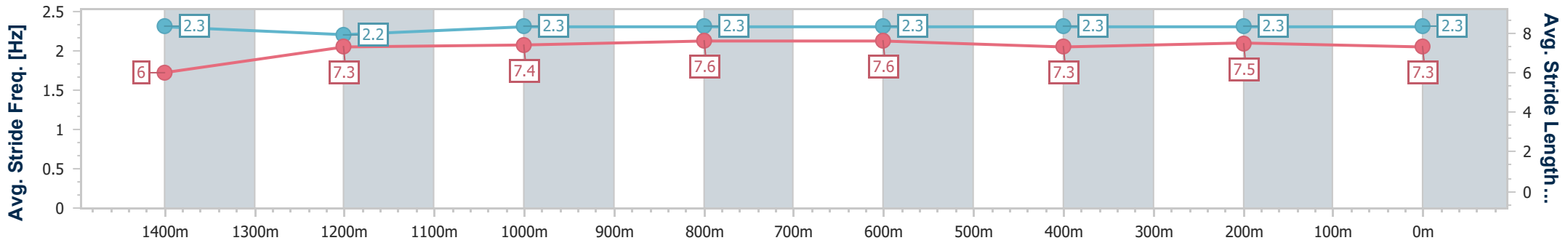
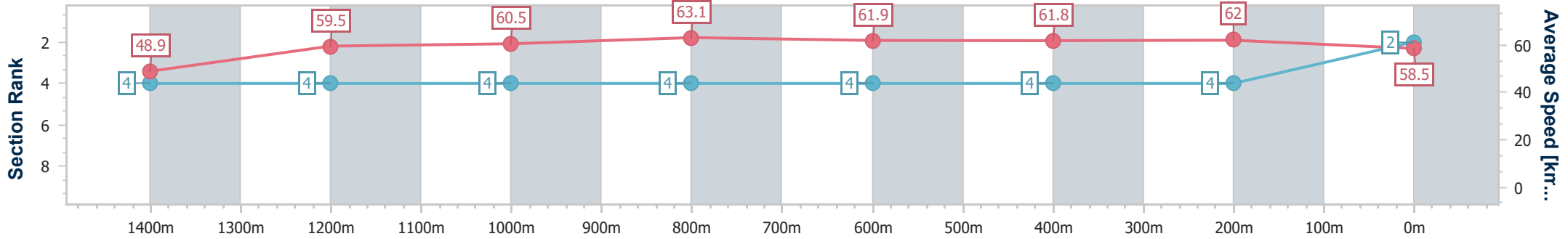


Mackay QLD Professional  
Race 3: LADBROKE IT! OPEN Handicap - 1560m



04 July 2024 - 13:05  
Track Rating: Good 4, Weather: Fine, Rail Position: True

Section	Overall	1400m	1200m	1000m	800m	600m	400m	200m
Section Times	1:34.56 [2] (0:11.74)	1:22.82 [4] (0:12.18)	1:10.64 [4] (0:11.90)	0:58.74 [4] (0:11.46)	0:47.28 [4] (0:11.68)	0:35.60 [4] (0:11.63)	0:23.97 [4] (0:11.63)	0:12.34 [4] (0:12.34)
Average Speed [km/h]	48.9	59.5	60.5	63.1	61.9	61.8	62.0	58.5
Top Speed [km/h]	60.8	60.8	62.3	63.6	62.7	62.8	62.6	61.3
Avg. Dist. to Rail [m]	5.1	1.2	0.7	0.8	1.0	0.4	2.3	4.6
Avg. Stride Freq. [Hz]	2.3	2.2	2.3	2.3	2.3	2.3	2.3	2.3
Avg. Stride Length [m]	6.0	7.3	7.4	7.6	7.6	7.3	7.5	7.3



- [ ] Ranking at each section and finish
- .-.- No data available at this section
- NA No data available





Horse/Jockey Name	Awol
Final Rank	3
Fastest Section Time (Section)	0:11.31 (Overall)
Top Speed [km/h] (Section)	65.2 (1200m)
Race State	Finished

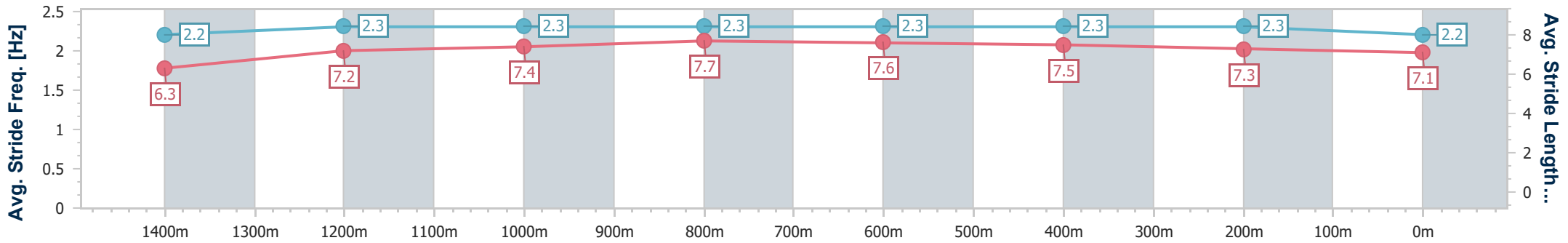
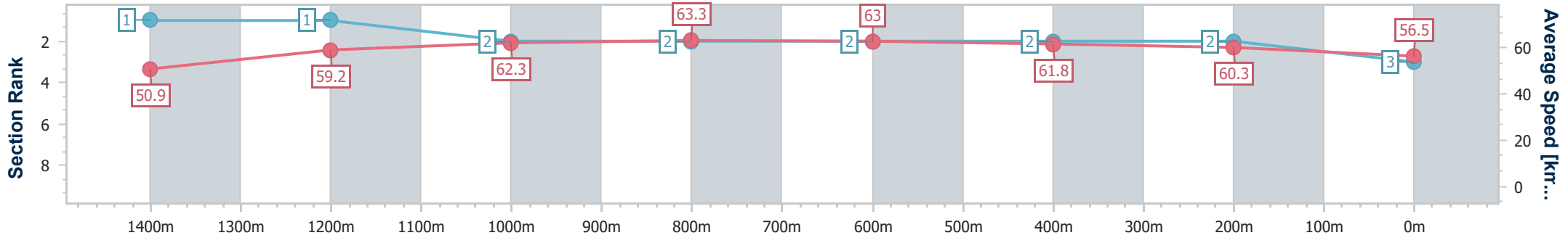


Mackay QLD Professional  
Race 3: LADBROKE IT! OPEN Handicap - 1560m



04 July 2024 - 13:05  
Track Rating: Good 4, Weather: Fine, Rail Position: True

Section	Overall	1400m	1200m	1000m	800m	600m	400m	200m
Section Times	1:34.60 [3] (0:11.31)	1:23.29 [1] (0:12.28)	1:11.01 [1] (0:11.61)	0:59.40 [2] (0:11.47)	0:47.93 [2] (0:11.52)	0:36.41 [2] (0:11.69)	0:24.72 [2] (0:11.96)	0:12.76 [2] (0:12.76)
Average Speed [km/h]	50.9	59.2	62.3	63.3	63.0	61.8	60.3	56.5
Top Speed [km/h]	61.8	60.2	65.2	64.4	63.9	62.7	61.3	59.4
Avg. Dist. to Rail [m]	4.6	2.1	2.4	2.4	2.0	0.6	3.8	5.5
Avg. Stride Freq. [Hz]	2.2	2.3	2.3	2.3	2.3	2.3	2.3	2.2
Avg. Stride Length [m]	6.3	7.2	7.4	7.7	7.6	7.5	7.3	7.1



- [ ] Ranking at each section and finish
- .-.- No data available at this section
- NA No data available



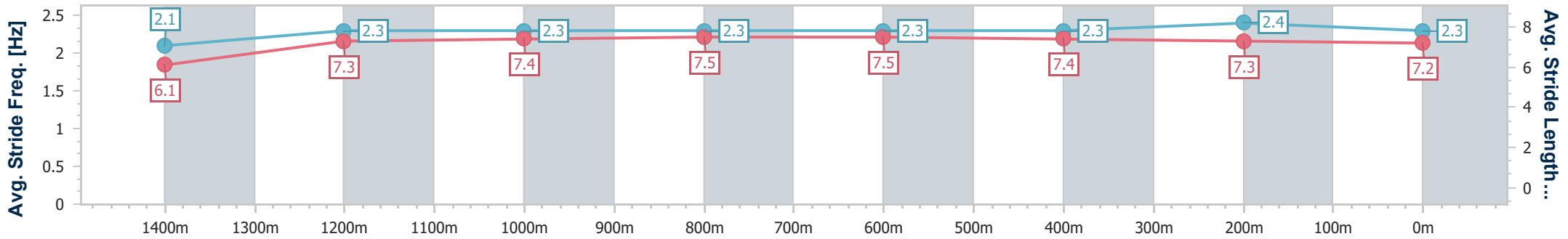
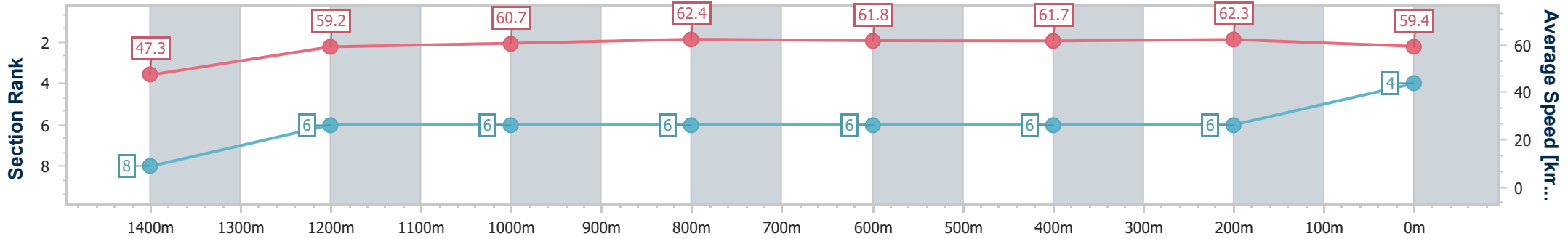
Horse/Jockey Name	Such A Whit
Final Rank	4
Fastest Section Time (Section)	0:11.50 (1000m)
Top Speed [km/h] (Section)	63.4 (1000m)
Race State	Finished



Mackay QLD Professional  
 Race 3: LADBROKE IT! OPEN Handicap - 1560m  
 04 July 2024 - 13:05  
 Track Rating: Good 4, Weather: Fine, Rail Position: True



Section	Overall	1400m	1200m	1000m	800m	600m	400m	200m
Section Times	1:34.63 [4] (0:12.22)	1:22.41 [8] (0:12.22)	1:10.19 [6] (0:11.84)	0:58.35 [6] (0:11.50)	0:46.85 [6] (0:11.61)	0:35.24 [6] (0:11.58)	0:23.66 [6] (0:11.54)	0:12.12 [6] (0:12.12)
Average Speed [km/h]	47.3	59.2	60.7	62.4	61.8	61.7	62.3	59.4
Top Speed [km/h]	59.6	60.8	63.1	63.4	63.3	62.7	63.4	62.9
Avg. Dist. to Rail [m]	4.7	0.8	0.5	0.6	0.5	1.1	2.0	6.1
Avg. Stride Freq. [Hz]	2.1	2.3	2.3	2.3	2.3	2.3	2.4	2.3
Avg. Stride Length [m]	6.1	7.3	7.4	7.5	7.5	7.4	7.3	7.2



- [ ] Ranking at each section and finish
- .-.- No data available at this section
- NA No data available



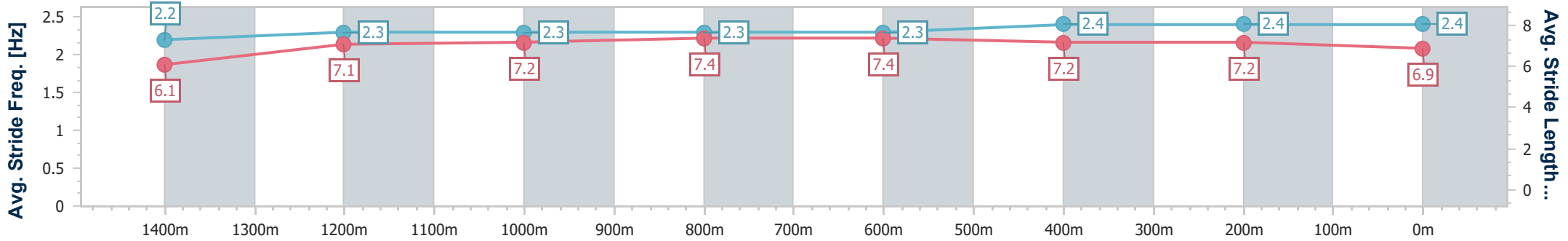
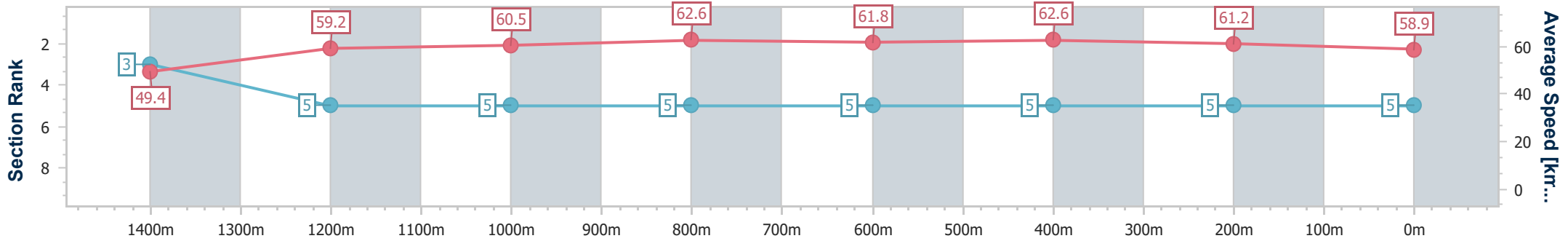
Horse/Jockey Name	Class Of Royalty
Final Rank	5
Fastest Section Time (Section)	0:11.57 (1000m)
Top Speed [km/h] (Section)	63.5 (600m)
Race State	Finished



Mackay QLD Professional  
 Race 3: LADBROKE IT! OPEN Handicap - 1560m  
 04 July 2024 - 13:05  
 Track Rating: Good 4, Weather: Fine, Rail Position: True



Section	Overall	1400m	1200m	1000m	800m	600m	400m	200m
Section Times	1:34.78 [5] (0:11.64)	1:23.14 [3] (0:12.36)	1:10.78 [5] (0:11.95)	0:58.83 [5] (0:11.57)	0:47.26 [5] (0:11.66)	0:35.60 [5] (0:11.60)	0:24.00 [5] (0:11.73)	0:12.27 [5] (0:12.27)
Average Speed [km/h]	49.4	59.2	60.5	62.6	61.8	62.6	61.2	58.9
Top Speed [km/h]	61.3	61.3	62.5	62.9	62.8	63.5	62.4	60.5
Avg. Dist. to Rail [m]	8.9	3.2	2.8	1.6	1.5	0.6	2.4	7.8
Avg. Stride Freq. [Hz]	2.2	2.3	2.3	2.3	2.3	2.4	2.4	2.4
Avg. Stride Length [m]	6.1	7.1	7.2	7.4	7.4	7.2	7.2	6.9



- [ ] Ranking at each section and finish
- .-.- No data available at this section
- NA No data available



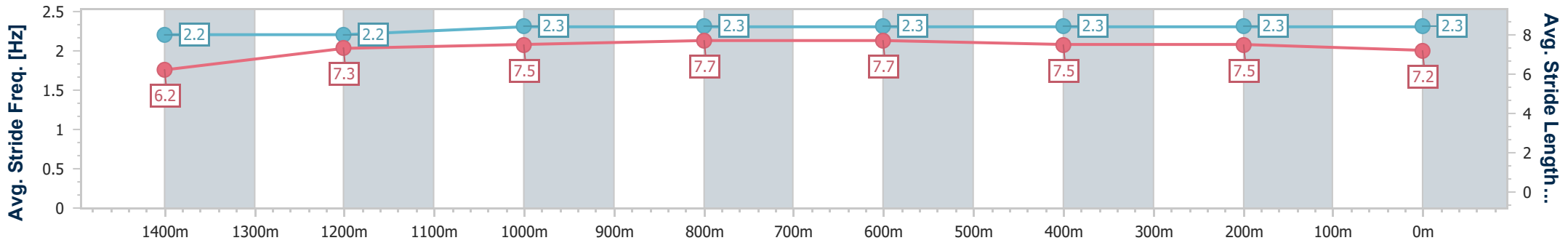
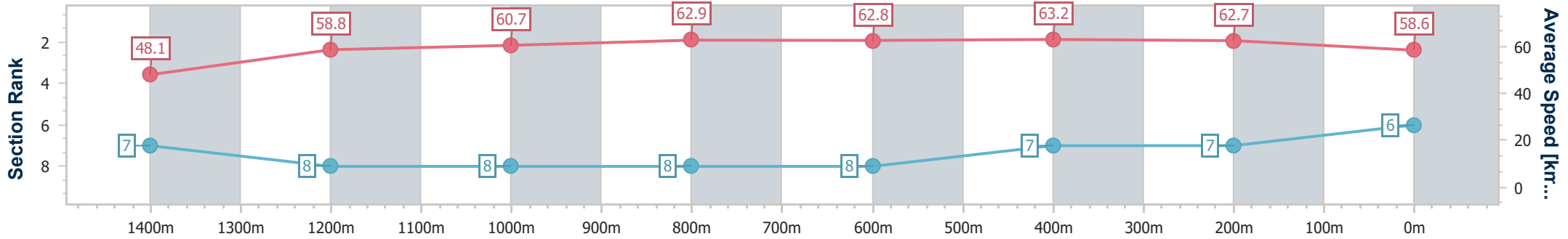
Horse/Jockey Name	Jetski
Final Rank	6
Fastest Section Time (Section)	0:11.48 (1000m)
Top Speed [km/h] (Section)	63.9 (400m)
Race State	Finished



Mackay QLD Professional  
 Race 3: LADBROKE IT! OPEN Handicap - 1560m  
 04 July 2024 - 13:05  
 Track Rating: Good 4, Weather: Fine, Rail Position: True



Section	Overall	1400m	1200m	1000m	800m	600m	400m	200m
Section Times	1:34.82 [6] (0:12.00)	1:22.82 [7] (0:12.55)	1:10.27 [8] (0:11.96)	0:58.31 [8] (0:11.48)	0:46.83 [8] (0:11.55)	0:35.28 [8] (0:11.50)	0:23.78 [7] (0:11.51)	0:12.27 [7] (0:12.27)
Average Speed [km/h]	48.1	58.8	60.7	62.9	62.8	63.2	62.7	58.6
Top Speed [km/h]	58.8	59.7	62.7	63.3	63.1	63.9	63.9	61.5
Avg. Dist. to Rail [m]	8.3	5.0	3.8	1.7	1.3	1.3	4.4	8.7
Avg. Stride Freq. [Hz]	2.2	2.2	2.3	2.3	2.3	2.3	2.3	2.3
Avg. Stride Length [m]	6.2	7.3	7.5	7.7	7.7	7.5	7.5	7.2



- [ ] Ranking at each section and finish
- .-.- No data available at this section
- NA No data available



Horse/Jockey Name	Savvy Legend
Final Rank	7
Fastest Section Time (Section)	0:11.18 (1000m)
Top Speed [km/h] (Section)	65.8 (1200m)
Race State	Finished

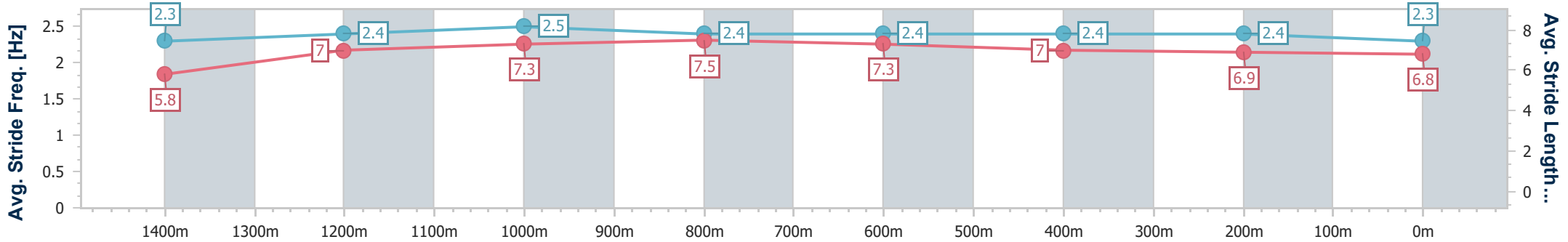
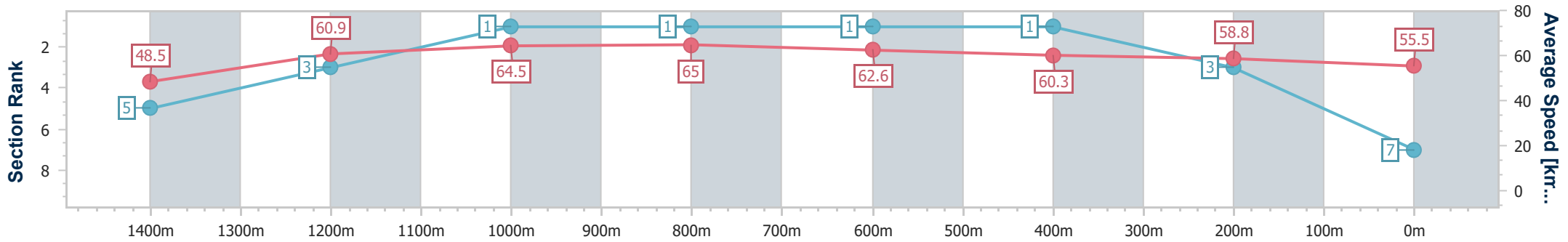


Mackay QLD Professional  
Race 3: LADBROKE IT! OPEN Handicap - 1560m



04 July 2024 - 13:05  
Track Rating: Good 4, Weather: Fine, Rail Position: True

Section	Overall	1400m	1200m	1000m	800m	600m	400m	200m
Section Times	1:34.87 [7] (0:11.89)	1:22.98 [5] (0:11.97)	1:11.01 [3] (0:11.33)	0:59.68 [1] (0:11.18)	0:48.50 [1] (0:11.54)	0:36.96 [1] (0:11.83)	0:25.13 [1] (0:12.18)	0:12.95 [3] (0:12.95)
Average Speed [km/h]	48.5	60.9	64.5	65.0	62.6	60.3	58.8	55.5
Top Speed [km/h]	59.7	62.6	65.8	65.8	64.1	62.3	59.7	57.9
Avg. Dist. to Rail [m]	2.9	3.1	5.6	3.4	1.4	1.3	1.2	0.8
Avg. Stride Freq. [Hz]	2.3	2.4	2.5	2.4	2.4	2.4	2.4	2.3
Avg. Stride Length [m]	5.8	7.0	7.3	7.5	7.3	7.0	6.9	6.8



- [ ] Ranking at each section and finish
- .-.- No data available at this section
- NA No data available



Horse/Jockey Name	The Driller
Final Rank	8
Fastest Section Time (Section)	0:11.53 (1000m)
Top Speed [km/h] (Section)	64.0 (600m)
Race State	Finished



### Mackay QLD Professional

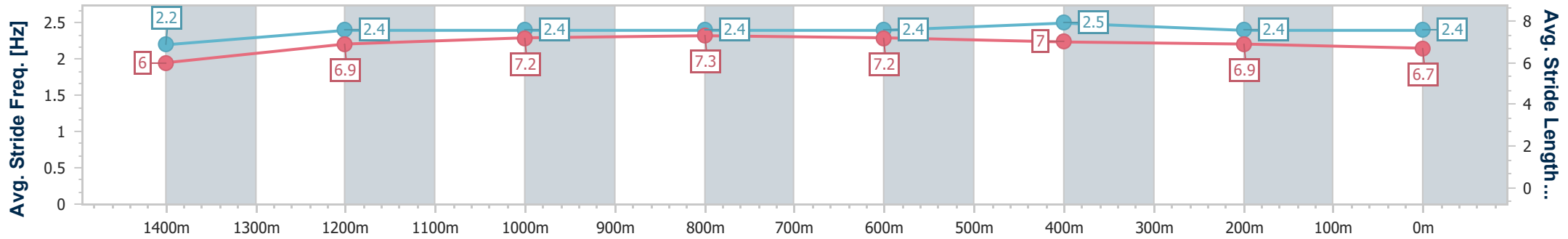
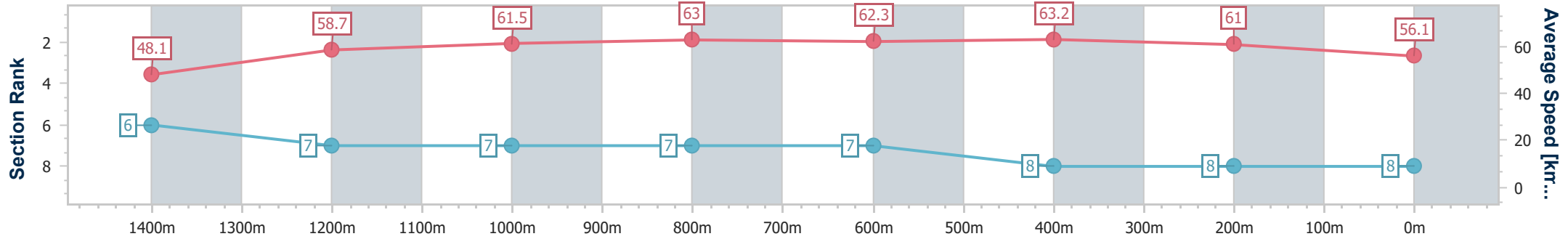
Race 3: LADBROKE IT! OPEN Handicap - 1560m

04 July 2024 - 13:05

Track Rating: Good 4, Weather: Fine, Rail Position: True



Section	Overall	1400m	1200m	1000m	800m	600m	400m	200m
Section Times	1:35.89 [8] (0:11.97)	1:23.92 [6] (0:12.55)	1:11.37 [7] (0:11.83)	0:59.54 [7] (0:11.53)	0:48.01 [7] (0:11.63)	0:36.38 [7] (0:11.63)	0:24.75 [8] (0:11.91)	0:12.84 [8] (0:12.84)
Average Speed [km/h]	48.1	58.7	61.5	63.0	62.3	63.2	61.0	56.1
Top Speed [km/h]	59.5	60.4	63.7	63.7	62.9	64.0	62.1	59.8
Avg. Dist. to Rail [m]	7.8	4.9	4.2	2.7	2.2	2.8	5.0	6.0
Avg. Stride Freq. [Hz]	2.2	2.4	2.4	2.4	2.4	2.5	2.4	2.4
Avg. Stride Length [m]	6.0	6.9	7.2	7.3	7.2	7.0	6.9	6.7



- [ ] Ranking at each section and finish
- .-.- No data available at this section
- NA No data available



**Mackay QLD Professional**  
**Race 4: BOOK FOR LADBROKES SPORTSMAN LUNCHEON FRIDAY 9**  
**AUGUST BENCHMARK 60 Handicap - 1560m**  
**04 July 2024 - 13:41**



Track Rating: Good 4, Weather: Fine, Rail Position: True

Section		Overall	1400m	1200m	1000m	800m	600m	400m	Last 600m				
Field Times		1:34.65 (0:11.25)	1:23.40 (0:11.61)	1:11.79 (0:11.78)	1:00.01 (0:11.97)	0:48.04 (0:12.06)	0:35.98 (0:11.92)	0:24.06 (0:11.80)	0:35.98				
Rank	TAB Horse/Jockey	Barrier	Top Speed [km/h]	Fastest Section	Distance Travelled [m]								
1	2 SIR GRACE Warwick Satherley	4	64.2 400m	0:11.40 400m	1:34.65 [1] (0:11.90)	1:22.75 [8] (0:11.84)	1:10.91 [6] (0:11.84)	0:59.07 [5] (0:11.57)	0:47.50 [5] (0:12.09)	0:35.41 [5] (0:11.89)	0:23.52 [5] (0:11.40)	0:35.41	
2	5 LUVIN' OUR GRACE Ryan Wiggins	9	64.2 Overall	0:11.36 Overall	1:34.80 [2] (0:11.36)	1:23.44 [2] (0:11.69)	1:11.75 [3] (0:11.93)	0:59.82 [3] (0:11.89)	0:47.93 [3] (0:12.09)	0:35.84 [3] (0:11.98)	0:23.86 [3] (0:11.63)	0:35.84	+0
3	1 PAPASITO Justin Stanley	11	65.4 1400m	0:11.25 Overall	1:34.91 [3] (0:11.25)	1:23.66 [1] (0:11.61)	1:12.05 [1] (0:11.78)	1:00.27 [1] (0:11.97)	0:48.30 [1] (0:12.06)	0:36.24 [1] (0:11.92)	0:24.32 [1] (0:11.80)	0:36.24	-3
4	8 ROC DE RUSSIAN Corey Bayliss	3	63.6 400m	0:11.59 Overall	1:35.01 [4] (0:11.59)	1:23.42 [5] (0:12.02)	1:11.40 [5] (0:11.98)	0:59.42 [6] (0:11.78)	0:47.64 [6] (0:11.96)	0:35.68 [6] (0:11.90)	0:23.78 [6] (0:11.60)	0:35.68	+5
5	3 TEXAS STORM Chris Whiteley	1	62.5 600m	0:11.49 Overall	1:35.12 [5] (0:11.49)	1:23.63 [4] (0:11.84)	1:11.79 [4] (0:11.93)	0:59.86 [4] (0:11.76)	0:48.10 [4] (0:12.09)	0:36.01 [4] (0:11.85)	0:24.16 [4] (0:11.73)	0:36.01	+4
6	13 VOLARCHI Karl Zechner	13	65.7 400m	0:11.50 400m	1:35.22 [6] (0:12.16)	1:23.06 [9] (0:12.03)	1:11.03 [9] (0:11.99)	0:59.04 [9] (0:11.80)	0:47.24 [9] (0:11.84)	0:35.40 [10] (0:11.86)	0:23.54 [8] (0:11.50)	0:35.40	+0
7	12 ADMIRAL ASH Jake Bayliss	8	64.2 400m	0:11.55 400m	1:35.29 [7] (0:12.28)	1:23.01 [10] (0:12.00)	1:11.01 [10] (0:12.02)	0:58.99 [10] (0:11.74)	0:47.25 [10] (0:11.72)	0:35.53 [9] (0:11.76)	0:23.77 [7] (0:11.55)	0:35.53	+14
8	11 DENSITY Chelsea Jovic	10	65.1 1400m	0:11.41 Overall	1:35.73 [8] (0:11.41)	1:24.32 [3] (0:11.62)	1:12.70 [2] (0:11.93)	1:00.77 [2] (0:11.84)	0:48.93 [2] (0:12.03)	0:36.90 [2] (0:11.89)	0:25.01 [2] (0:11.98)	0:36.90	-1
9	7 LETS TORQUE A DEEL Jaimee-Lee Devine	2	62.7 800m	0:11.69 1000m	1:36.18 [9] (0:11.89)	1:24.29 [7] (0:12.17)	1:12.12 [8] (0:11.96)	1:00.16 [8] (0:11.69)	0:48.47 [8] (0:11.87)	0:36.60 [8] (0:12.12)	0:24.48 [9] (0:12.13)	0:36.60	+6
10	10 SARNIA Leah Martyn	5	63.0 800m	0:11.78 1000m	1:36.26 [10] (0:11.88)	1:24.38 [6] (0:11.98)	1:12.40 [7] (0:11.92)	1:00.48 [7] (0:11.78)	0:48.70 [7] (0:11.85)	0:36.85 [7] (0:12.32)	0:24.53 [10] (0:12.04)	0:36.85	+9

Scratched: I'm Bluey (#4), Roznamla (#9), Knowitall Jack (#6)

[ ] Ranking at each section and finish  
 -:-:- No data available at this section  
 NA No data available  
 SCN Saddle cloth number  
 DNF Did not finish  
 DNT Did not track



**Mackay QLD Professional**  
**Race 4: BOOK FOR LADBROKES SPORTSMAN LUNCHEON FRIDAY 9**  
**AUGUST BENCHMARK 60 Handicap - 1560m**  
**04 July 2024 - 13:41**



Track Rating: Good 4, Weather: Fine, Rail Position: True

Section				200m				Last 600m		
Field Times				0:12.26 (0:12.26)				0:35.98		
Rank	TAB	Horse/Jockey	Barrier	Top Speed [km/h]	Fastest Section	Margin			Distance Travelled [m]	
1	2	<b>SIR GRACE</b> Warwick Satherley	4	64.2 400m	0:11.40 400m	0:12.12 [2] (0:12.12)	1:34.65		0:35.41	
2	5	<b>LUVIN' OUR GRACE</b> Ryan Wiggins	9	64.2 Overall	0:11.36 Overall	0:12.23 [3] (0:12.23)	0.92L		0:35.84	+0
3	1	<b>PAPASITO</b> Justin Stanley	11	65.4 1400m	0:11.25 Overall	0:12.52 [1] (0:12.52)	1.53L		0:36.24	-3
4	8	<b>ROC DE RUSSIAN</b> Corey Bayliss	3	63.6 400m	0:11.59 Overall	0:12.18 [6] (0:12.18)	2.11L		0:35.68	+5
5	3	<b>TEXAS STORM</b> Chris Whiteley	1	62.5 600m	0:11.49 Overall	0:12.43 [4] (0:12.43)	2.76L		0:36.01	+4
6	13	<b>VOLARCHI</b> Karl Zechner	13	65.7 400m	0:11.50 400m	0:12.04 [8] (0:12.04)	3.37L		0:35.40	+0
7	12	<b>ADMIRAL ASH</b> Jake Bayliss	8	64.2 400m	0:11.55 400m	0:12.22 [7] (0:12.22)	3.8L		0:35.53	+14
8	11	<b>DENSITY</b> Chelsea Jokic	10	65.1 1400m	0:11.41 Overall	0:13.03 [5] (0:13.03)	6.38L		0:36.90	-1
9	7	<b>LETS TORQUE A DEEL</b> Jaimee-Lee Devine	2	62.7 800m	0:11.69 1000m	0:12.35 [10] (0:12.35)	9L		0:36.60	+6
10	10	<b>SARNIA</b> Leah Martyn	5	63.0 800m	0:11.78 1000m	0:12.49 [9] (0:12.49)	9.49L		0:36.85	+9

Scratched: I'm Bluey (#4), Roznamla (#9), Knowitall Jack (#6)

[ ] Ranking at each section and finish  
 -:-:- No data available at this section  
 NA No data available

SCN Saddle cloth number  
 DNF Did not finish  
 DNT Did not track





Horse/Jockey Name	Sir Grace
Final Rank	1
Fastest Section Time (Section)	0:11.40 (400m)
Top Speed [km/h] (Section)	64.2 (400m)
Race State	Finished



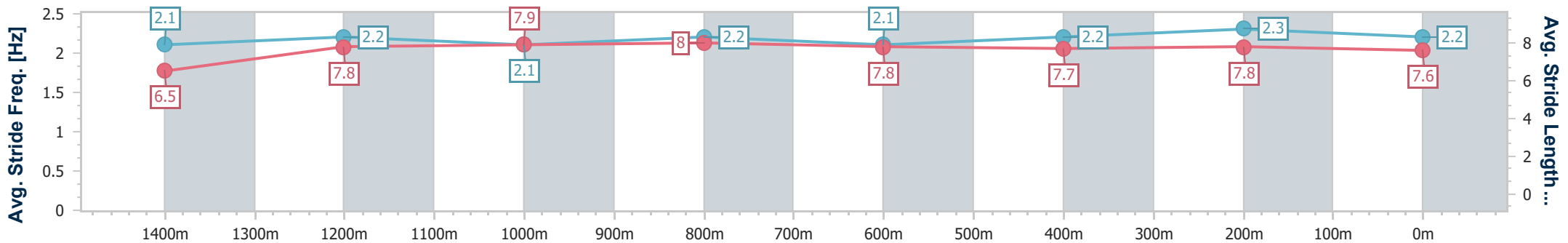
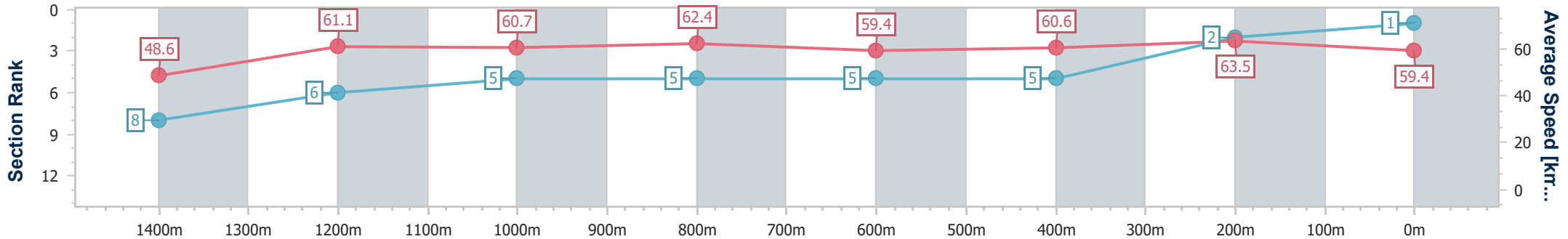
Mackay QLD Professional  
 Race 4: BOOK FOR LADBROKES SPORTSMAN LUNCHEON  
 FRIDAY 9 AUGUST BENCHMARK 60 Handicap - 1560m



04 July 2024 - 13:41

Track Rating: Good 4, Weather: Fine, Rail Position: True

Section	Overall	1400m	1200m	1000m	800m	600m	400m	200m
Section Times	1:34.65 [1] (0:11.90)	1:22.75 [8] (0:11.84)	1:10.91 [6] (0:11.84)	0:59.07 [5] (0:11.57)	0:47.50 [5] (0:12.09)	0:35.41 [5] (0:11.89)	0:23.52 [5] (0:11.40)	0:12.12 [2] (0:12.12)
Average Speed [km/h]	48.6	61.1	60.7	62.4	59.4	60.6	63.5	59.4
Top Speed [km/h]	63.0	62.9	63.1	63.4	60.1	62.5	64.2	63.5
Avg. Dist. to Rail [m]	5.0	0.9	0.5	0.2	0.4	0.8	3.6	4.0
Avg. Stride Freq. [Hz]	2.1	2.2	2.1	2.2	2.1	2.2	2.3	2.2
Avg. Stride Length [m]	6.5	7.8	7.9	8.0	7.8	7.7	7.8	7.6



- [ ] Ranking at each section and finish
- .-.- No data available at this section
- NA No data available



Horse/Jockey Name	Luv'in Our Grace
Final Rank	2
Fastest Section Time (Section)	0:11.36 (Overall)
Top Speed [km/h] (Section)	64.2 (Overall)
Race State	Finished



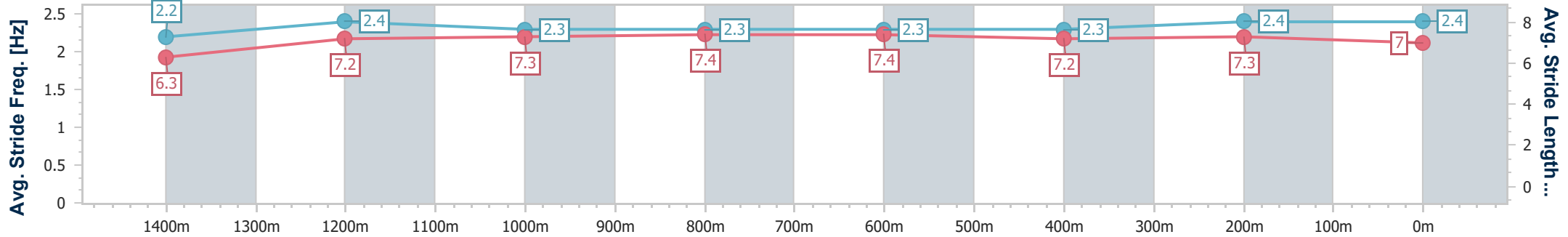
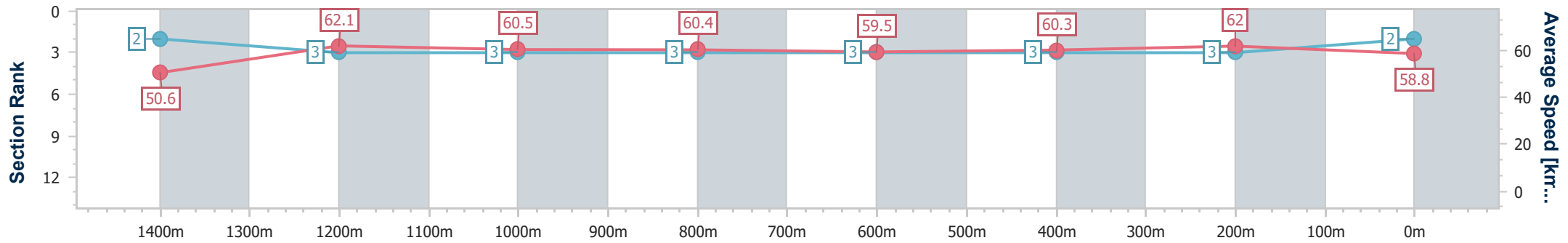
Mackay QLD Professional  
 Race 4: BOOK FOR LABROKES SPORTSMAN LUNCHEON  
 FRIDAY 9 AUGUST BENCHMARK 60 Handicap - 1560m



04 July 2024 - 13:41

Track Rating: Good 4, Weather: Fine, Rail Position: True

Section	Overall	1400m	1200m	1000m	800m	600m	400m	200m
Section Times	1:34.80 [2] (0:11.36)	1:23.44 [2] (0:11.69)	1:11.75 [3] (0:11.93)	0:59.82 [3] (0:11.89)	0:47.93 [3] (0:12.09)	0:35.84 [3] (0:11.98)	0:23.86 [3] (0:11.63)	0:12.23 [3] (0:12.23)
Average Speed [km/h]	50.6	62.1	60.5	60.4	59.5	60.3	62.0	58.8
Top Speed [km/h]	64.2	64.2	62.2	62.3	60.3	61.3	62.9	62.0
Avg. Dist. to Rail [m]	7.5	1.4	0.7	0.4	0.3	0.4	1.3	2.6
Avg. Stride Freq. [Hz]	2.2	2.4	2.3	2.3	2.3	2.3	2.4	2.4
Avg. Stride Length [m]	6.3	7.2	7.3	7.4	7.4	7.2	7.3	7.0



- [ ] Ranking at each section and finish
- .-.- No data available at this section
- NA No data available



Horse/Jockey Name	Papasio
Final Rank	3
Fastest Section Time (Section)	0:11.25 (Overall)
Top Speed [km/h] (Section)	65.4 (1400m)
Race State	Finished



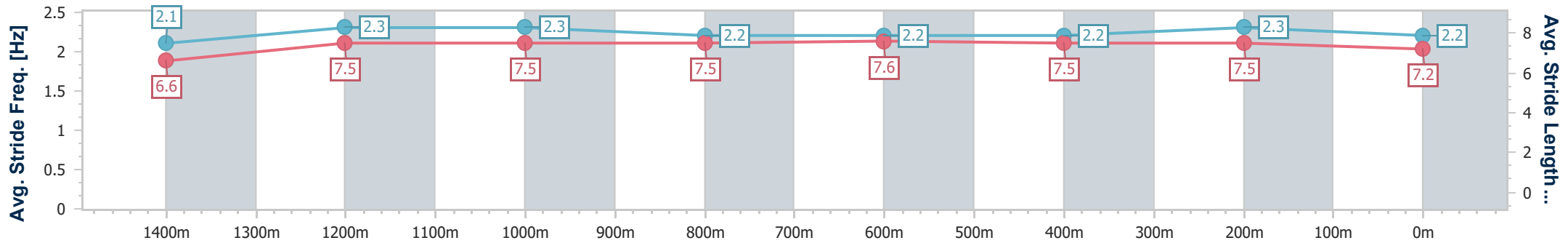
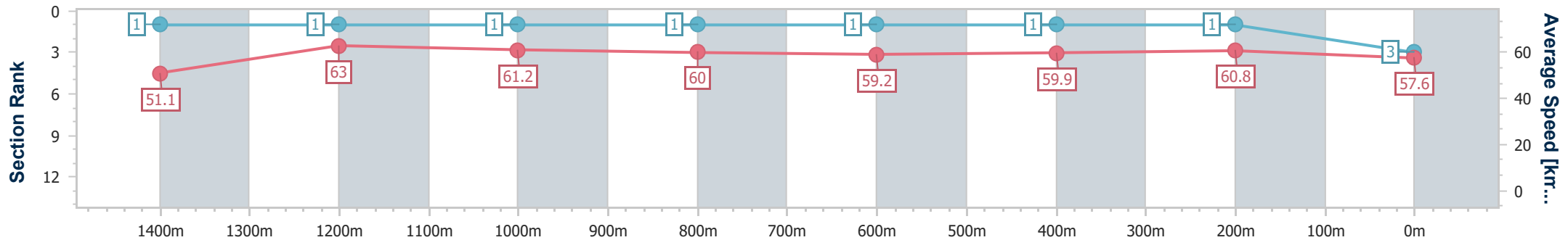
Mackay QLD Professional  
 Race 4: BOOK FOR LADBROKES SPORTSMAN LUNCHEON  
 FRIDAY 9 AUGUST BENCHMARK 60 Handicap - 1560m



04 July 2024 - 13:41

Track Rating: Good 4, Weather: Fine, Rail Position: True

Section	Overall	1400m	1200m	1000m	800m	600m	400m	200m
Section Times	1:34.91 [3] (0:11.25)	1:23.66 [1] (0:11.61)	1:12.05 [1] (0:11.78)	1:00.27 [1] (0:11.97)	0:48.30 [1] (0:12.06)	0:36.24 [1] (0:11.92)	0:24.32 [1] (0:11.80)	0:12.52 [1] (0:12.52)
Average Speed [km/h]	51.1	63.0	61.2	60.0	59.2	59.9	60.8	57.6
Top Speed [km/h]	64.0	65.4	62.6	61.3	59.8	60.9	61.6	60.6
Avg. Dist. to Rail [m]	9.2	2.6	0.7	0.5	1.4	1.1	0.6	0.9
Avg. Stride Freq. [Hz]	2.1	2.3	2.3	2.2	2.2	2.2	2.3	2.2
Avg. Stride Length [m]	6.6	7.5	7.5	7.5	7.6	7.5	7.5	7.2



- [ ] Ranking at each section and finish
- .-.- No data available at this section
- NA No data available



Horse/Jockey Name	Roc De Russian
Final Rank	4
Fastest Section Time (Section)	0:11.59 (Overall)
Top Speed [km/h] (Section)	63.6 (400m)
Race State	Finished



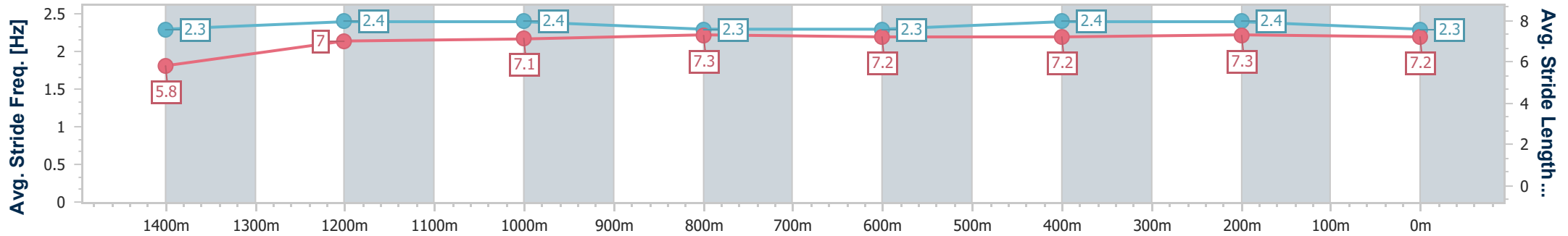
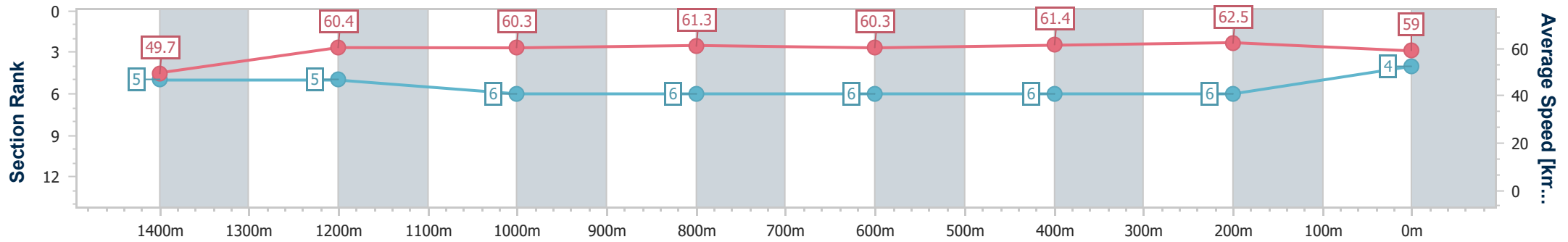
Mackay QLD Professional  
 Race 4: BOOK FOR LADBROKES SPORTSMAN LUNCHEON  
 FRIDAY 9 AUGUST BENCHMARK 60 Handicap - 1560m



04 July 2024 - 13:41

Track Rating: Good 4, Weather: Fine, Rail Position: True

Section	Overall	1400m	1200m	1000m	800m	600m	400m	200m
Section Times	1:35.01 [4] (0:11.59)	1:23.42 [5] (0:12.02)	1:11.40 [5] (0:11.98)	0:59.42 [6] (0:11.78)	0:47.64 [6] (0:11.96)	0:35.68 [6] (0:11.90)	0:23.78 [6] (0:11.60)	0:12.18 [6] (0:12.18)
Average Speed [km/h]	49.7	60.4	60.3	61.3	60.3	61.4	62.5	59.0
Top Speed [km/h]	61.0	61.3	61.4	62.0	60.8	62.8	63.6	62.3
Avg. Dist. to Rail [m]	4.7	1.9	2.6	1.3	0.4	1.8	4.1	4.1
Avg. Stride Freq. [Hz]	2.3	2.4	2.4	2.3	2.3	2.4	2.4	2.3
Avg. Stride Length [m]	5.8	7.0	7.1	7.3	7.2	7.2	7.3	7.2



- [ ] Ranking at each section and finish
- .-.- No data available at this section
- NA No data available



Horse/Jockey Name	Texas Storm
Final Rank	5
Fastest Section Time (Section)	0:11.49 (Overall)
Top Speed [km/h] (Section)	62.5 (600m)
Race State	Finished



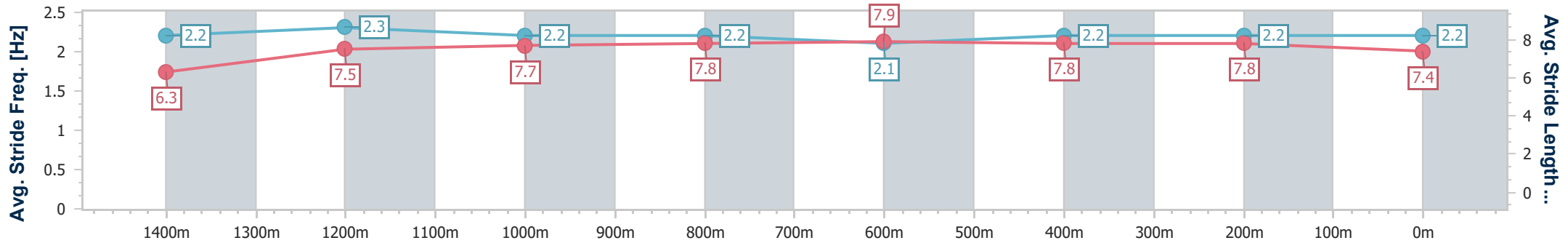
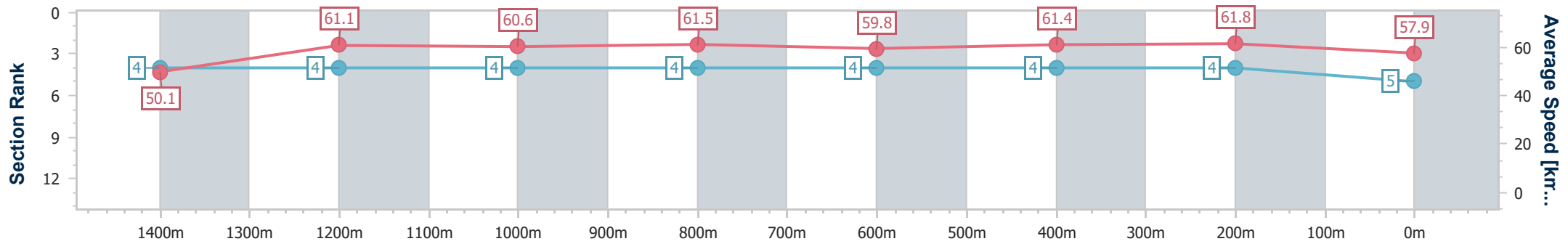
Mackay QLD Professional  
 Race 4: BOOK FOR LADBROKES SPORTSMAN LUNCHEON  
 FRIDAY 9 AUGUST BENCHMARK 60 Handicap - 1560m



04 July 2024 - 13:41

Track Rating: Good 4, Weather: Fine, Rail Position: True

Section	Overall	1400m	1200m	1000m	800m	600m	400m	200m
Section Times	1:35.12 [5] (0:11.49)	1:23.63 [4] (0:11.84)	1:11.79 [4] (0:11.93)	0:59.86 [4] (0:11.76)	0:48.10 [4] (0:12.09)	0:36.01 [4] (0:11.85)	0:24.16 [4] (0:11.73)	0:12.43 [4] (0:12.43)
Average Speed [km/h]	50.1	61.1	60.6	61.5	59.8	61.4	61.8	57.9
Top Speed [km/h]	61.0	61.9	61.7	62.2	60.3	62.5	62.4	60.9
Avg. Dist. to Rail [m]	2.6	1.1	1.5	2.0	1.6	1.4	3.9	5.3
Avg. Stride Freq. [Hz]	2.2	2.3	2.2	2.2	2.1	2.2	2.2	2.2
Avg. Stride Length [m]	6.3	7.5	7.7	7.8	7.9	7.8	7.8	7.4



- [ ] Ranking at each section and finish
- .-.- No data available at this section
- NA No data available



Horse/Jockey Name	Volarchi
Final Rank	6
Fastest Section Time (Section)	0:11.50 (400m)
Top Speed [km/h] (Section)	65.7 (400m)
Race State	Finished



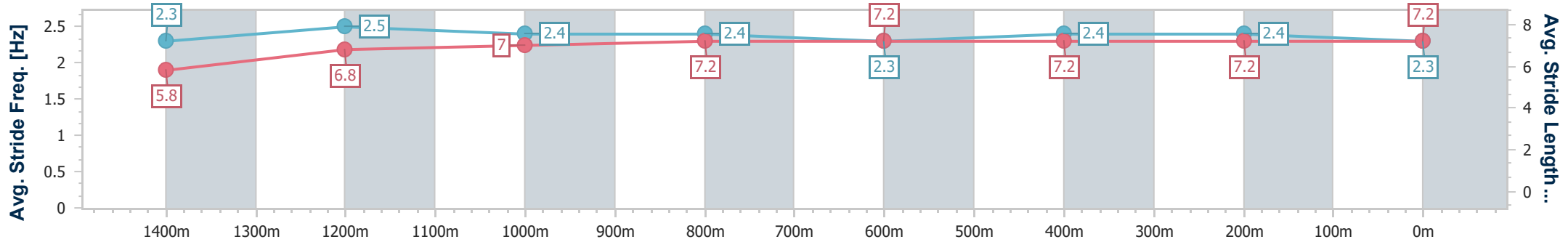
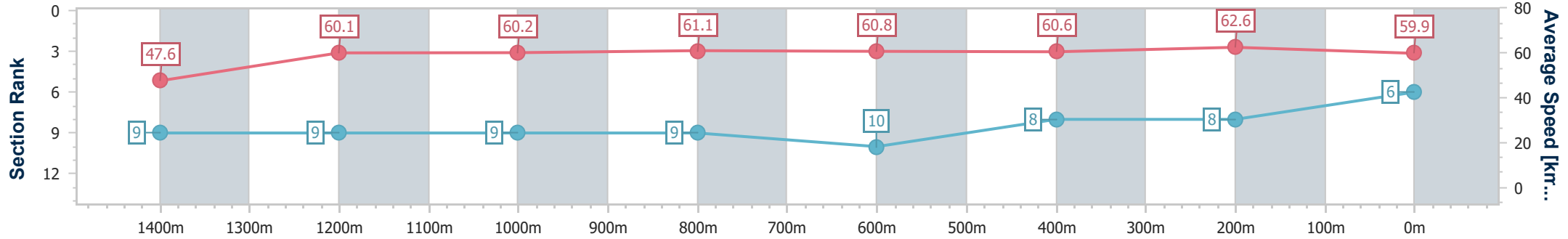
Mackay QLD Professional  
 Race 4: BOOK FOR LADBROKES SPORTSMAN LUNCHEON  
 FRIDAY 9 AUGUST BENCHMARK 60 Handicap - 1560m



04 July 2024 - 13:41

Track Rating: Good 4, Weather: Fine, Rail Position: True

Section	Overall	1400m	1200m	1000m	800m	600m	400m	200m
Section Times	1:35.22 [6] (0:12.16)	1:23.06 [9] (0:12.03)	1:11.03 [9] (0:11.99)	0:59.04 [9] (0:11.80)	0:47.24 [9] (0:11.84)	0:35.40 [10] (0:11.86)	0:23.54 [8] (0:11.50)	0:12.04 [8] (0:12.04)
Average Speed [km/h]	47.6	60.1	60.2	61.1	60.8	60.6	62.6	59.9
Top Speed [km/h]	58.7	61.3	61.6	62.2	62.6	62.2	65.7	63.7
Avg. Dist. to Rail [m]	9.7	1.4	0.7	0.5	0.4	0.5	1.5	4.1
Avg. Stride Freq. [Hz]	2.3	2.5	2.4	2.4	2.3	2.4	2.4	2.3
Avg. Stride Length [m]	5.8	6.8	7.0	7.2	7.2	7.2	7.2	7.2



- [ ] Ranking at each section and finish
- .-.- No data available at this section
- NA No data available



Horse/Jockey Name	Admiral Ash
Final Rank	7
Fastest Section Time (Section)	0:11.55 (400m)
Top Speed [km/h] (Section)	64.2 (400m)
Race State	Finished



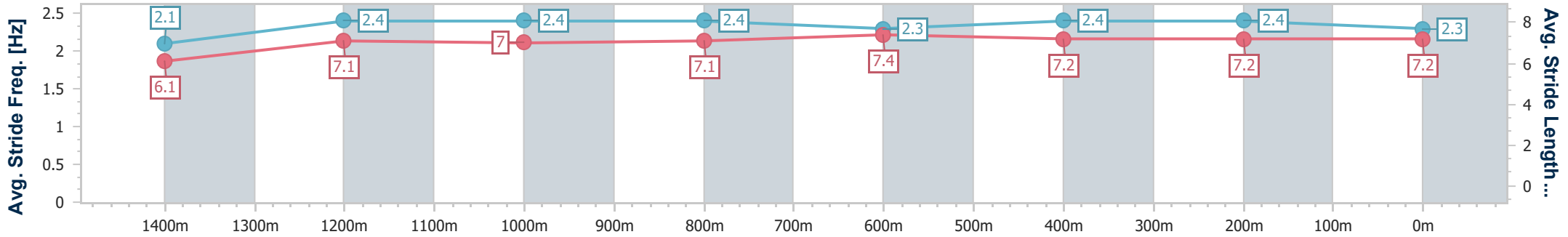
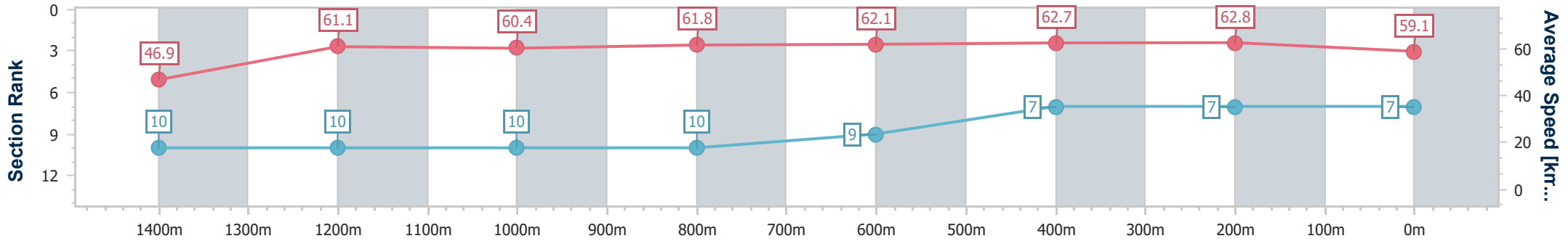
Mackay QLD Professional  
 Race 4: BOOK FOR LADBROKES SPORTSMAN LUNCHEON  
 FRIDAY 9 AUGUST BENCHMARK 60 Handicap - 1560m



04 July 2024 - 13:41

Track Rating: Good 4, Weather: Fine, Rail Position: True

Section	Overall	1400m	1200m	1000m	800m	600m	400m	200m
Section Times	1:35.29 [7] (0:12.28)	1:23.01 [10] (0:12.00)	1:11.01 [10] (0:12.02)	0:58.99 [10] (0:11.74)	0:47.25 [10] (0:11.72)	0:35.53 [9] (0:11.76)	0:23.77 [7] (0:11.55)	0:12.22 [7] (0:12.22)
Average Speed [km/h]	46.9	61.1	60.4	61.8	62.1	62.7	62.8	59.1
Top Speed [km/h]	60.4	61.8	60.8	63.5	63.8	63.8	64.2	63.1
Avg. Dist. to Rail [m]	7.1	3.8	4.0	3.5	3.6	3.2	4.1	6.3
Avg. Stride Freq. [Hz]	2.1	2.4	2.4	2.4	2.3	2.4	2.4	2.3
Avg. Stride Length [m]	6.1	7.1	7.0	7.1	7.4	7.2	7.2	7.2



- [ ] Ranking at each section and finish
- .-.- No data available at this section
- NA No data available



Horse/Jockey Name	Density
Final Rank	8
Fastest Section Time (Section)	0:11.41 (Overall)
Top Speed [km/h] (Section)	65.1 (1400m)
Race State	Finished



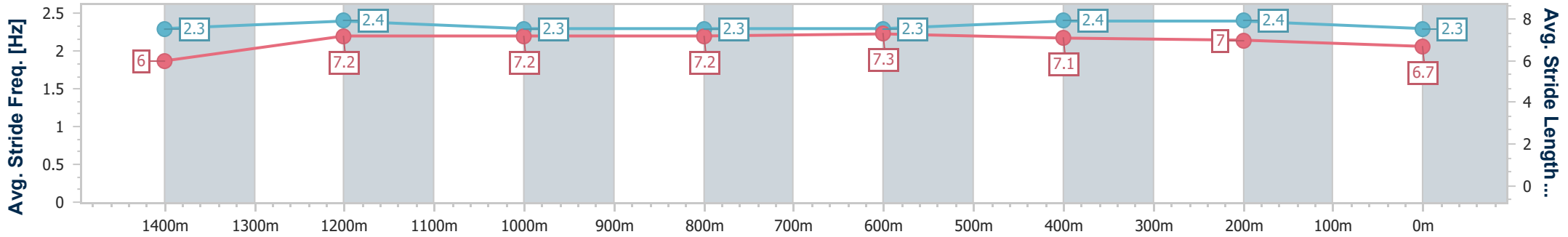
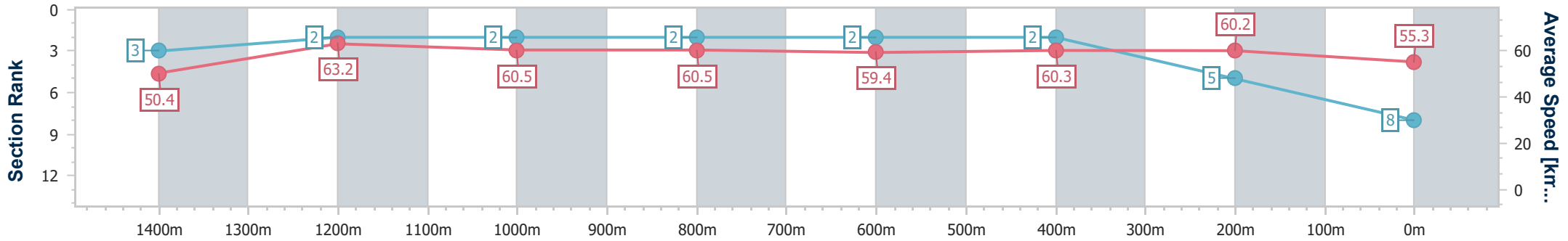
Mackay QLD Professional  
 Race 4: BOOK FOR LADBROKES SPORTSMAN LUNCHEON  
 FRIDAY 9 AUGUST BENCHMARK 60 Handicap - 1560m



04 July 2024 - 13:41

Track Rating: Good 4, Weather: Fine, Rail Position: True

Section	Overall	1400m	1200m	1000m	800m	600m	400m	200m
Section Times	1:35.73 [8] (0:11.41)	1:24.32 [3] (0:11.62)	1:12.70 [2] (0:11.93)	1:00.77 [2] (0:11.84)	0:48.93 [2] (0:12.03)	0:36.90 [2] (0:11.89)	0:25.01 [2] (0:11.98)	0:13.03 [5] (0:13.03)
Average Speed [km/h]	50.4	63.2	60.5	60.5	59.4	60.3	60.2	55.3
Top Speed [km/h]	64.8	65.1	61.7	61.8	60.4	62.2	62.2	58.6
Avg. Dist. to Rail [m]	9.6	3.7	0.6	1.1	1.8	0.8	1.5	3.1
Avg. Stride Freq. [Hz]	2.3	2.4	2.3	2.3	2.3	2.4	2.4	2.3
Avg. Stride Length [m]	6.0	7.2	7.2	7.2	7.3	7.1	7.0	6.7



- [ ] Ranking at each section and finish
- .-.- No data available at this section
- NA No data available





Horse/Jockey Name	Lets Torque A Deel
Final Rank	9
Fastest Section Time (Section)	0:11.69 (1000m)
Top Speed [km/h] (Section)	62.7 (800m)
Race State	Finished



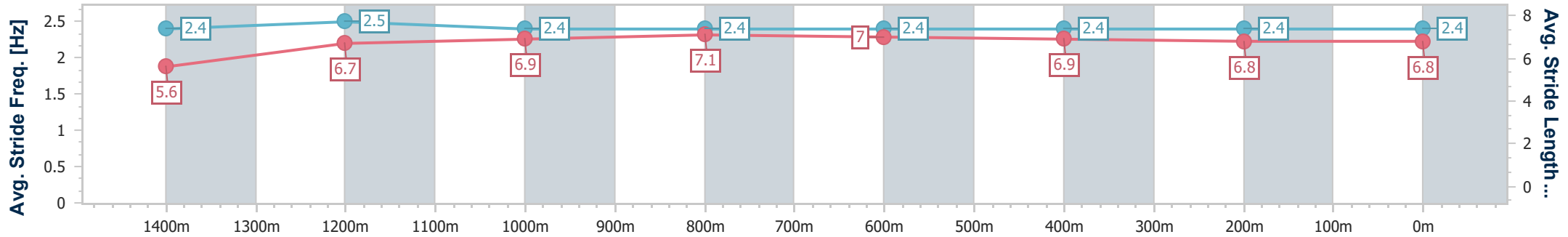
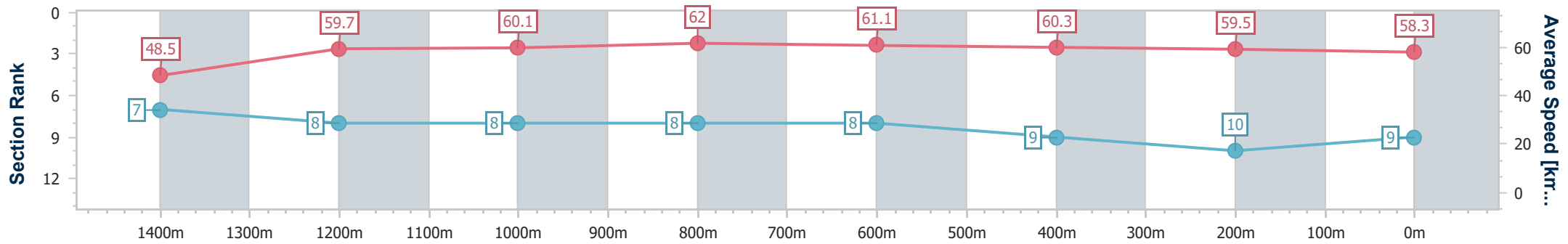
Mackay QLD Professional  
 Race 4: BOOK FOR LADBROKES SPORTSMAN LUNCHEON  
 FRIDAY 9 AUGUST BENCHMARK 60 Handicap - 1560m



04 July 2024 - 13:41

Track Rating: Good 4, Weather: Fine, Rail Position: True

Section	Overall	1400m	1200m	1000m	800m	600m	400m	200m
Section Times	1:36.18 [9] (0:11.89)	1:24.29 [7] (0:12.17)	1:12.12 [8] (0:11.96)	1:00.16 [8] (0:11.69)	0:48.47 [8] (0:11.87)	0:36.60 [8] (0:12.12)	0:24.48 [9] (0:12.13)	0:12.35 [10] (0:12.35)
Average Speed [km/h]	48.5	59.7	60.1	62.0	61.1	60.3	59.5	58.3
Top Speed [km/h]	59.8	60.1	60.7	62.4	62.7	60.7	60.7	60.5
Avg. Dist. to Rail [m]	4.2	1.3	1.1	1.9	2.2	1.8	2.5	2.7
Avg. Stride Freq. [Hz]	2.4	2.5	2.4	2.4	2.4	2.4	2.4	2.4
Avg. Stride Length [m]	5.6	6.7	6.9	7.1	7.0	6.9	6.8	6.8



- [ ] Ranking at each section and finish
- .-.- No data available at this section
- NA No data available



Horse/Jockey Name	Sarnia
Final Rank	10
Fastest Section Time (Section)	0:11.78 (1000m)
Top Speed [km/h] (Section)	63.0 (800m)
Race State	Finished



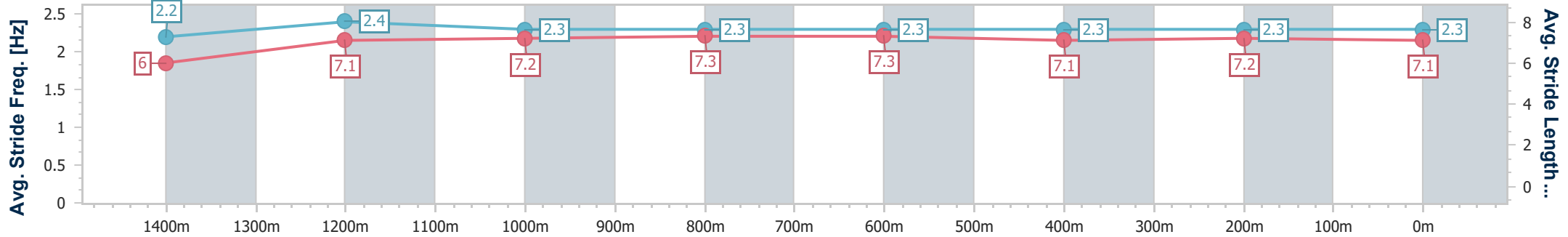
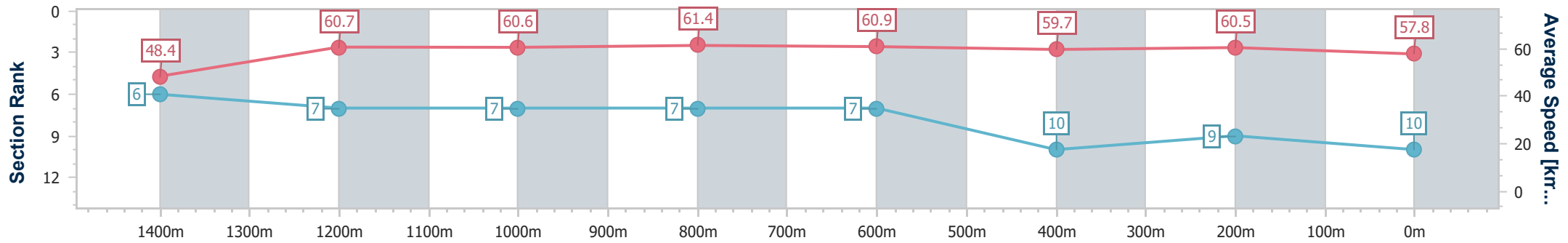
Mackay QLD Professional  
 Race 4: BOOK FOR LADBROKES SPORTSMAN LUNCHEON  
 FRIDAY 9 AUGUST BENCHMARK 60 Handicap - 1560m



04 July 2024 - 13:41

Track Rating: Good 4, Weather: Fine, Rail Position: True

Section	Overall	1400m	1200m	1000m	800m	600m	400m	200m
Section Times	1:36.26 [10] (0:11.88)	1:24.38 [6] (0:11.98)	1:12.40 [7] (0:11.92)	1:00.48 [7] (0:11.78)	0:48.70 [7] (0:11.85)	0:36.85 [7] (0:12.32)	0:24.53 [10] (0:12.04)	0:12.49 [9] (0:12.49)
Average Speed [km/h]	48.4	60.7	60.6	61.4	60.9	59.7	60.5	57.8
Top Speed [km/h]	60.4	62.1	61.3	62.9	63.0	60.7	61.2	60.0
Avg. Dist. to Rail [m]	6.2	2.1	1.2	0.8	1.4	3.0	4.6	4.0
Avg. Stride Freq. [Hz]	2.2	2.4	2.3	2.3	2.3	2.3	2.3	2.3
Avg. Stride Length [m]	6.0	7.1	7.2	7.3	7.3	7.1	7.2	7.1



- [ ] Ranking at each section and finish
- .-.- No data available at this section
- NA No data available



**Mackay QLD Professional**  
**Race 5: LADBROKES COMMUNITIES QTIS Three-Year-Old Class 2**  
**Handicap - 1300m**  
**04 July 2024 - 14:16**



MACKAY TURF CLUB  
 Ooralea Racecourse

Track Rating: Good 4, Weather: Fine, Rail Position: True

Section												Last 600m	
Field Times		Overall	1200m	1000m	800m	600m	400m						
		1:16.78 (0:07.62)	1:09.16 (0:11.07)	0:58.09 (0:10.93)	0:47.16 (0:11.36)	0:35.80 (0:11.85)	0:23.95 (0:11.77)						0:35.80
Rank	TAB	Horse/Jockey	Barrier	Top Speed [km/h]	Fastest Section	Overall	1200m	1000m	800m	600m	400m	Distance Travelled [m]	
1	7	VIENNAWAITSFORYOU Justin Stanley	2	66.0	0:07.94	1:16.78 [1] (0:07.94)	1:08.84 [7] (0:11.10)	0:57.74 [6] (0:11.05)	0:46.69 [5] (0:11.52)	0:35.17 [7] (0:11.95)	0:23.22 [6] (0:11.31)	0:35.17	
2	3	BOOMING LAD Ryan Wiggins	11	68.3	0:07.84	1:16.88 [2] (0:07.84)	1:09.04 [4] (0:10.91)	0:58.13 [2] (0:10.87)	0:47.26 [1] (0:11.36)	0:35.90 [1] (0:11.85)	0:24.05 [1] (0:11.77)	0:35.90	-4
3	8	ISHOTTHEDEPUTY Jason Missen	5	66.2	0:07.87	1:16.92 [3] (0:07.87)	1:09.05 [6] (0:11.12)	0:57.93 [5] (0:11.18)	0:46.75 [6] (0:11.41)	0:35.34 [5] (0:11.88)	0:23.46 [4] (0:11.55)	0:35.34	+2
4	5	I'M BLUEY Justin Huxtable	10	67.0	0:07.79	1:16.92 [4] (0:07.79)	1:09.13 [3] (0:11.03)	0:58.10 [3] (0:11.12)	0:46.98 [3] (0:11.52)	0:35.46 [3] (0:11.83)	0:23.63 [3] (0:11.42)	0:35.46	+1
5	4	I EFF OH Chris Whiteley	4	66.6	0:07.62	1:17.18 [5] (0:07.62)	1:09.56 [1] (0:11.07)	0:58.49 [1] (0:10.98)	0:47.51 [2] (0:11.58)	0:35.93 [2] (0:11.88)	0:24.05 [2] (0:11.71)	0:35.93	-4
6	2	NOBLE HEART Jake Bayliss	6	66.3	0:07.85	1:17.37 [6] (0:07.85)	1:09.52 [5] (0:11.25)	0:58.27 [8] (0:11.17)	0:47.10 [8] (0:11.46)	0:35.64 [8] (0:11.94)	0:23.70 [8] (0:11.67)	0:35.64	+6
7	12	ORCA Adrian Layt	12	66.0	0:08.10	1:17.76 [7] (0:08.10)	1:09.66 [9] (0:11.25)	0:58.41 [9] (0:11.12)	0:47.29 [9] (0:11.40)	0:35.89 [9] (0:11.90)	0:23.99 [9] (0:11.75)	0:35.89	+0
8	15	CHUCKA DUMMY Zac Sprie	1	69.4	0:08.83	1:18.00 [8] (0:08.83)	1:09.17 [10] (0:11.42)	0:57.75 [10] (0:10.63)	0:47.12 [10] (0:11.22)	0:35.90 [10] (0:11.90)	0:24.00 [10] (0:11.84)	0:35.90	+4
9	13	SKREATCH Chelsea Jokic	3	66.9	0:07.73	1:18.01 [9] (0:07.73)	1:10.28 [2] (0:11.22)	0:59.06 [4] (0:11.11)	0:47.95 [4] (0:11.43)	0:36.52 [4] (0:12.07)	0:24.45 [6] (0:11.88)	0:36.52	-9
10	14	MISHANI AVIATOR Nathan Thomas	14	67.7	0:08.04	1:18.52 [10] (0:08.04)	1:10.48 [8] (0:11.05)	0:59.43 [7] (0:11.17)	0:48.26 [7] (0:11.34)	0:36.92 [6] (0:11.89)	0:25.03 [5] (0:11.94)	0:36.92	+4

Scratched: Kai Come (#9), Sailor's Rum (#6), Tahkian Bubbles (#11), Hunt The Hunter (#10), Terminus (#1)

[ ] Ranking at each section and finish  
 -:-:- No data available at this section  
 NA No data available  
 SCN Saddle cloth number  
 DNF Did not finish  
 DNT Did not track



**Mackay QLD Professional**  
**Race 5: LADBROKES COMMUNITIES QTIS Three-Year-Old Class 2**  
**Handicap - 1300m**  
**04 July 2024 - 14:16**



Track Rating: Good 4, Weather: Fine, Rail Position: True

Section				200m				Last 600m	
Field Times				0:12.18 (0:12.18)				0:35.80	
Rank	TAB	Horse/Jockey	Barrier	Top Speed [km/h]	Fastest Section	Margin			Distance Travelled [m]
1	7	<b>VIENNAWAITSFORYOU</b> Justin Stanley	2	66.0 1200m	0:07.94 Overall	0:11.91 [4] (0:11.91)	1:16.78		0:35.17
2	3	<b>BOOMING LAD</b> Ryan Wiggins	11	68.3 1000m	0:07.84 Overall	0:12.28 [1] (0:12.28)	0.55L		0:35.90 -4
3	8	<b>ISHOTTHEDEPUTY</b> Jason Missen	5	66.2 1200m	0:07.87 Overall	0:11.91 [5] (0:11.91)	0.82L		0:35.34 +2
4	5	<b>I'M BLUEY</b> Justin Huxtable	10	67.0 1200m	0:07.79 Overall	0:12.21 [2] (0:12.21)	0.83L		0:35.46 +1
5	4	<b>I EFF OH</b> Chris Whiteley	4	66.6 1000m	0:07.62 Overall	0:12.34 [3] (0:12.34)	2.36L		0:35.93 -4
6	2	<b>NOBLE HEART</b> Jake Bayliss	6	66.3 1000m	0:07.85 Overall	0:12.03 [6] (0:12.03)	3.47L		0:35.64 +6
7	12	<b>ORCA</b> Adrian Layt	12	66.0 800m	0:08.10 Overall	0:12.24 [9] (0:12.24)	5.74L		0:35.89 +0
8	15	<b>CHUCKA DUMMY</b> Zac Sprie	1	69.4 1000m	0:08.83 Overall	0:12.16 [10] (0:12.16)	7.18L		0:35.90 +4
9	13	<b>SKREATCH</b> Chelsea Jokic	3	66.9 1200m	0:07.73 Overall	0:12.57 [8] (0:12.57)	7.2L		0:36.52 -9
10	14	<b>MISHANI AVIATOR</b> Nathan Thomas	14	67.7 1200m	0:08.04 Overall	0:13.09 [7] (0:13.09)	10.25L		0:36.92 +4

Scratched: Kai Come (#9), Sailor's Rum (#6), Tahkian Bubbles (#11), Hunt The Hunter (#10), Terminus (#1)

Report Created: Thu 4 July 2024 15:17 GMT+10 (Note: Timing is based on position data)

Page 2/12

[ ] Ranking at each section and finish  
 -:-:- No data available at this section  
 NA No data available  
 SCN Saddle cloth number  
 DNF Did not finish  
 DNT Did not track

data processed by TRIPLESDATA



Horse/Jockey Name	Viennawaitsforyou
Final Rank	1
Fastest Section Time (Section)	0:07.94 (Overall)
Top Speed [km/h] (Section)	66.0 (1200m)
Race State	Finished



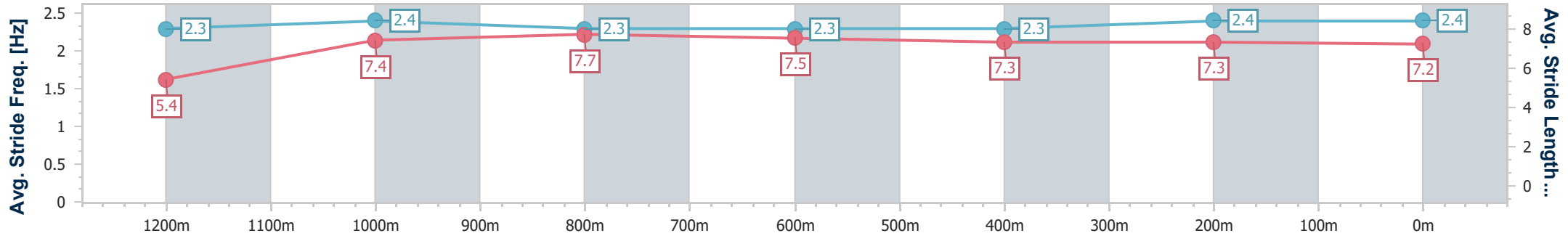
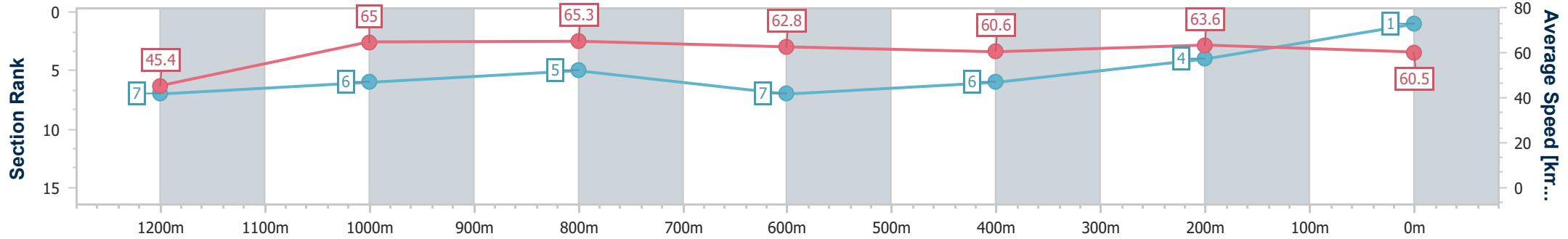
Mackay QLD Professional  
Race 5: LADBROKES COMMUNITIES QTIS Three-Year-Old  
Class 2 Handicap - 1300m



04 July 2024 - 14:16

Track Rating: Good 4, Weather: Fine, Rail Position: True

Section	Overall	1200m	1000m	800m	600m	400m	200m
Section Times	1:16.78 [1] (0:07.94)	1:08.84 [7] (0:11.10)	0:57.74 [6] (0:11.05)	0:46.69 [5] (0:11.52)	0:35.17 [7] (0:11.95)	0:23.22 [6] (0:11.31)	0:11.91 [4]
Average Speed [km/h]	45.4	65.0	65.3	62.8	60.6	63.6	60.5
Top Speed [km/h]	64.0	66.0	65.8	64.9	63.5	64.5	63.0
Avg. Dist. to Rail [m]	5.2	1.4	0.8	0.9	0.8	2.6	4.6
Avg. Stride Freq. [Hz]	2.3	2.4	2.3	2.3	2.3	2.4	2.4
Avg. Stride Length [m]	5.4	7.4	7.7	7.5	7.3	7.3	7.2



- [ ] Ranking at each section and finish
- .-.- No data available at this section
- NA No data available



Horse/Jockey Name	Booming Lad
Final Rank	2
Fastest Section Time (Section)	0:07.84 (Overall)
Top Speed [km/h] (Section)	68.3 (1000m)
Race State	Finished



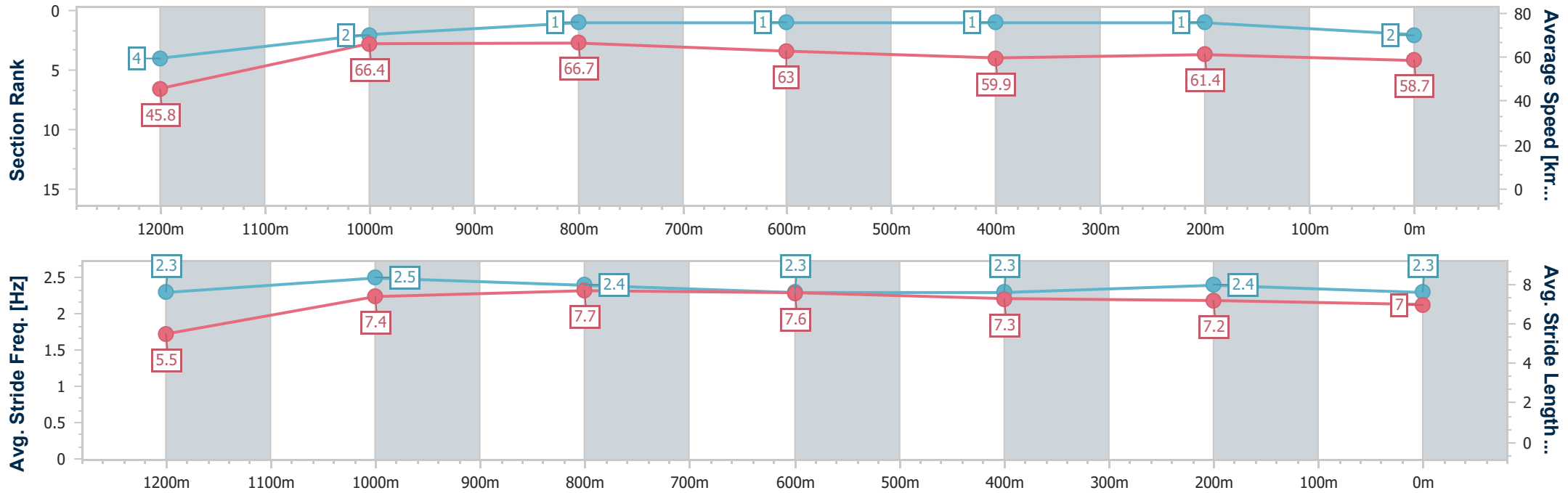
Mackay QLD Professional  
 Race 5: LADBROKES COMMUNITIES QTIS Three-Year-Old  
 Class 2 Handicap - 1300m



04 July 2024 - 14:16

Track Rating: Good 4, Weather: Fine, Rail Position: True

Section	Overall	1200m	1000m	800m	600m	400m	200m
Section Times	1:16.88 [2] (0:07.84)	1:09.04 [4] (0:10.91)	0:58.13 [2] (0:10.87)	0:47.26 [1] (0:11.36)	0:35.90 [1] (0:11.85)	0:24.05 [1] (0:11.77)	0:12.28 [1] (0:12.28)
Average Speed [km/h]	45.8	66.4	66.7	63.0	59.9	61.4	58.7
Top Speed [km/h]	62.2	67.8	68.3	66.7	61.1	62.3	61.7
Avg. Dist. to Rail [m]	11.8	4.7	1.8	1.0	1.7	1.5	2.0
Avg. Stride Freq. [Hz]	2.3	2.5	2.4	2.3	2.3	2.4	2.3
Avg. Stride Length [m]	5.5	7.4	7.7	7.6	7.3	7.2	7.0



- [ ] Ranking at each section and finish
- .-.- No data available at this section
- NA No data available



Horse/Jockey Name	Ishothedeputy
Final Rank	3
Fastest Section Time (Section)	0:07.87 (Overall)
Top Speed [km/h] (Section)	66.2 (1200m)
Race State	Finished



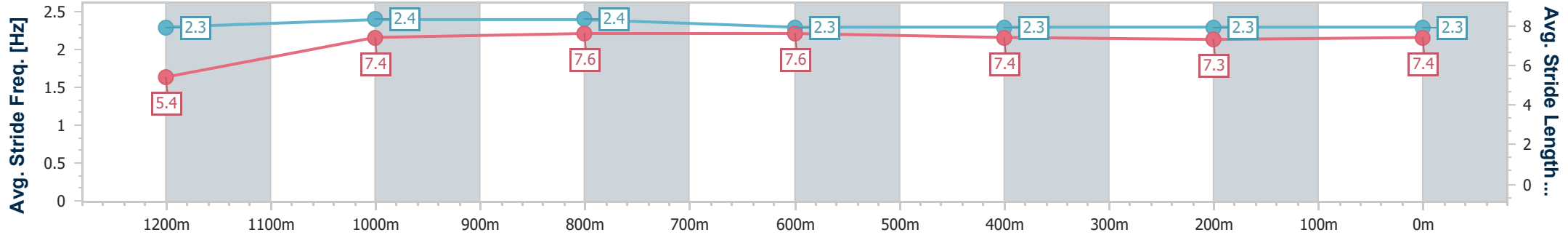
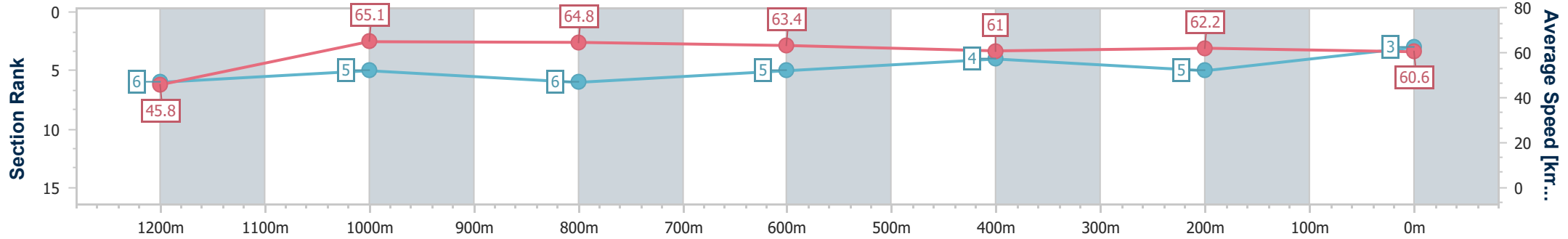
Mackay QLD Professional  
Race 5: LADBROKES COMMUNITIES QTIS Three-Year-Old  
Class 2 Handicap - 1300m



04 July 2024 - 14:16

Track Rating: Good 4, Weather: Fine, Rail Position: True

Section	Overall	1200m	1000m	800m	600m	400m	200m
Section Times	1:16.92 [3] (0:07.87)	1:09.05 [6] (0:11.12)	0:57.93 [5] (0:11.18)	0:46.75 [6] (0:11.41)	0:35.34 [5] (0:11.88)	0:23.46 [4] (0:11.55)	0:11.91 [5]
Average Speed [km/h]	45.8	65.1	64.8	63.4	61.0	62.2	60.6
Top Speed [km/h]	62.0	66.2	65.9	65.1	62.3	63.6	63.2
Avg. Dist. to Rail [m]	9.0	3.0	1.9	1.6	0.8	2.1	4.3
Avg. Stride Freq. [Hz]	2.3	2.4	2.4	2.3	2.3	2.3	2.3
Avg. Stride Length [m]	5.4	7.4	7.6	7.6	7.4	7.3	7.4



- [ ] Ranking at each section and finish
- .-.- No data available at this section
- NA No data available



Horse/Jockey Name	I'm Bluey
Final Rank	4
Fastest Section Time (Section)	0:07.79 (Overall)
Top Speed [km/h] (Section)	67.0 (1200m)
Race State	Finished



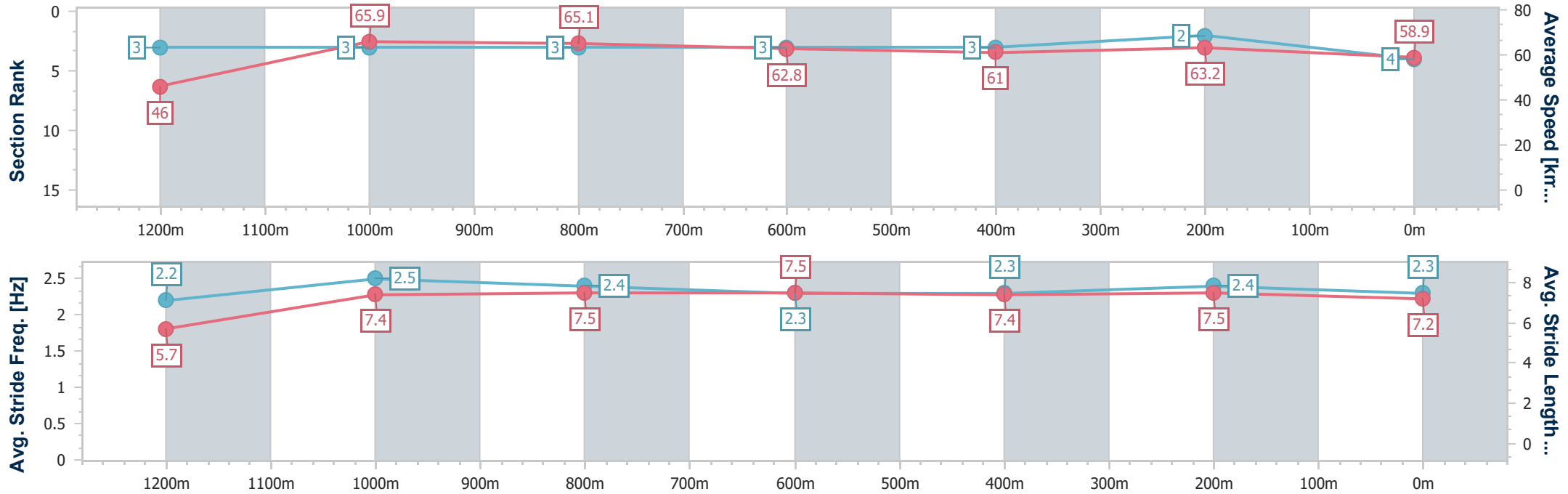
Mackay QLD Professional  
Race 5: LADBROKES COMMUNITIES QTIS Three-Year-Old  
Class 2 Handicap - 1300m



04 July 2024 - 14:16

Track Rating: Good 4, Weather: Fine, Rail Position: True

Section	Overall	1200m	1000m	800m	600m	400m	200m
Section Times	1:16.92 [4] (0:07.79)	1:09.13 [3] (0:11.03)	0:58.10 [3] (0:11.12)	0:46.98 [3] (0:11.52)	0:35.46 [3] (0:11.83)	0:23.63 [3] (0:11.42)	0:12.21 [2] (0:12.21)
Average Speed [km/h]	46.0	65.9	65.1	62.8	61.0	63.2	58.9
Top Speed [km/h]	62.0	67.0	65.8	64.9	62.2	64.7	63.0
Avg. Dist. to Rail [m]	11.4	4.2	2.3	1.4	0.6	1.7	2.9
Avg. Stride Freq. [Hz]	2.2	2.5	2.4	2.3	2.3	2.4	2.3
Avg. Stride Length [m]	5.7	7.4	7.5	7.5	7.4	7.5	7.2



- [ ] Ranking at each section and finish
- .-.- No data available at this section
- NA No data available





Horse/Jockey Name	I Eff Oh
Final Rank	5
Fastest Section Time (Section)	0:07.62 (Overall)
Top Speed [km/h] (Section)	66.6 (1000m)
Race State	Finished



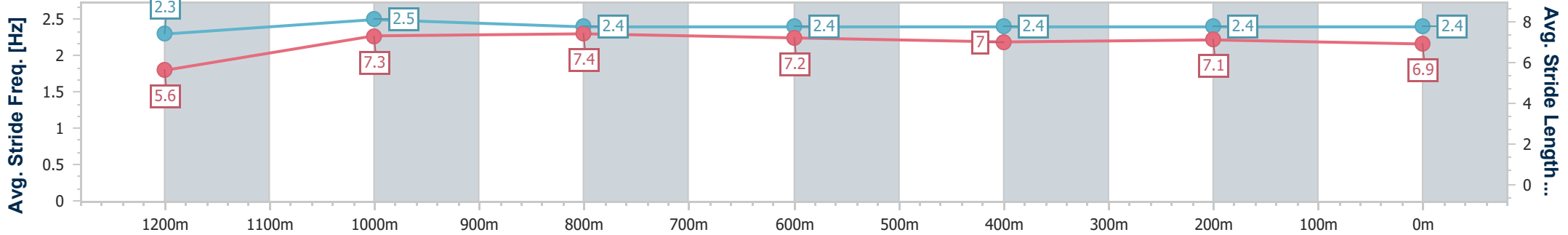
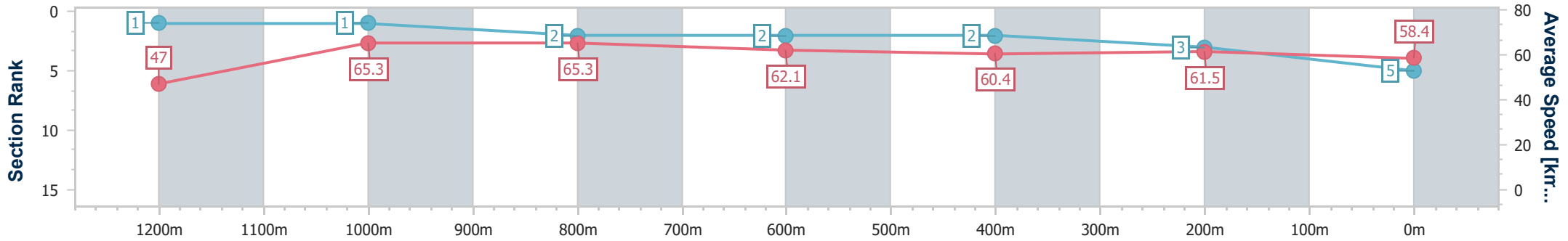
Mackay QLD Professional  
Race 5: LADBROKES COMMUNITIES QTIS Three-Year-Old  
Class 2 Handicap - 1300m



04 July 2024 - 14:16

Track Rating: Good 4, Weather: Fine, Rail Position: True

Section	Overall	1200m	1000m	800m	600m	400m	200m
Section Times	1:17.18 [5] (0:07.62)	1:09.56 [1] (0:11.07)	0:58.49 [1] (0:10.98)	0:47.51 [2] (0:11.58)	0:35.93 [2] (0:11.88)	0:24.05 [2] (0:11.71)	0:12.34 [3] (0:12.34)
Average Speed [km/h]	47.0	65.3	65.3	62.1	60.4	61.5	58.4
Top Speed [km/h]	63.8	66.5	66.6	64.5	62.6	62.4	61.0
Avg. Dist. to Rail [m]	7.7	1.4	0.5	0.6	0.5	0.9	1.8
Avg. Stride Freq. [Hz]	2.3	2.5	2.4	2.4	2.4	2.4	2.4
Avg. Stride Length [m]	5.6	7.3	7.4	7.2	7.0	7.1	6.9



- [ ] Ranking at each section and finish
- .-.- No data available at this section
- NA No data available



Horse/Jockey Name	Noble Heart
Final Rank	6
Fastest Section Time (Section)	0:07.85 (Overall)
Top Speed [km/h] (Section)	66.3 (1000m)
Race State	Finished



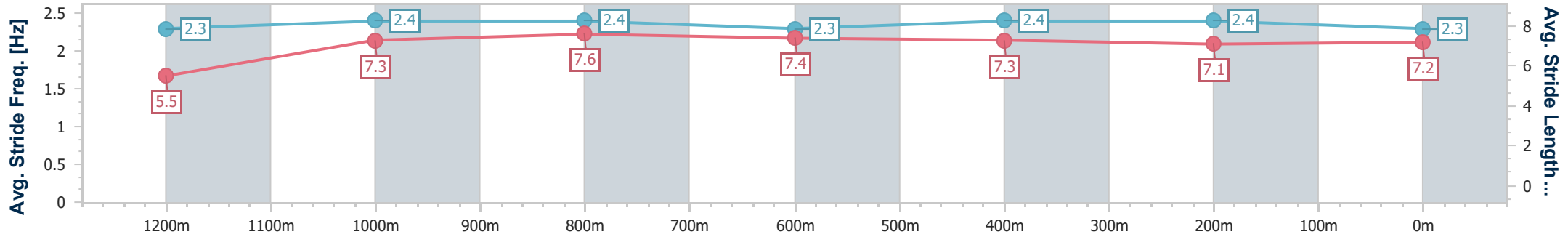
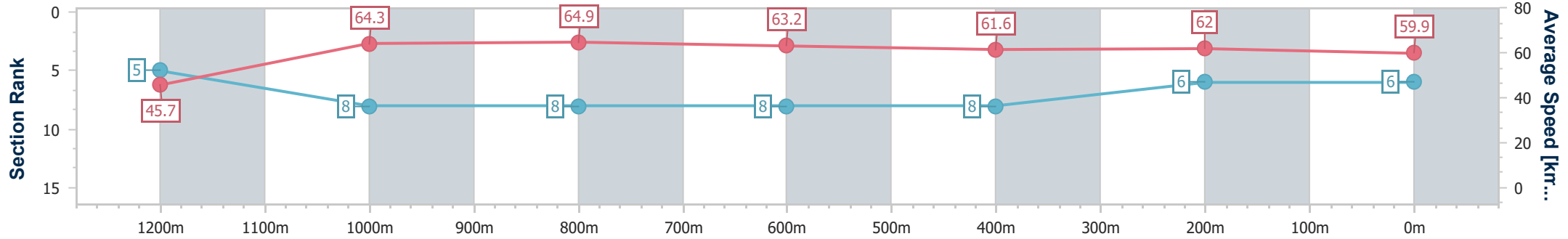
Mackay QLD Professional  
Race 5: LADBROKES COMMUNITIES QTIS Three-Year-Old  
Class 2 Handicap - 1300m



04 July 2024 - 14:16

Track Rating: Good 4, Weather: Fine, Rail Position: True

Section	Overall	1200m	1000m	800m	600m	400m	200m
Section Times	1:17.37 [6] (0:07.85)	1:09.52 [5] (0:11.25)	0:58.27 [8] (0:11.17)	0:47.10 [8] (0:11.46)	0:35.64 [8] (0:11.94)	0:23.70 [8] (0:11.67)	0:12.03 [6] (0:12.03)
Average Speed [km/h]	45.7	64.3	64.9	63.2	61.6	62.0	59.9
Top Speed [km/h]	62.5	65.6	66.3	65.5	62.6	63.2	62.3
Avg. Dist. to Rail [m]	9.8	3.2	1.9	1.8	2.8	4.2	5.1
Avg. Stride Freq. [Hz]	2.3	2.4	2.4	2.3	2.4	2.4	2.3
Avg. Stride Length [m]	5.5	7.3	7.6	7.4	7.3	7.1	7.2



- [ ] Ranking at each section and finish
- .-.- No data available at this section
- NA No data available



Horse/Jockey Name	Orca
Final Rank	7
Fastest Section Time (Section)	0:08.10 (Overall)
Top Speed [km/h] (Section)	66.0 (800m)
Race State	Finished



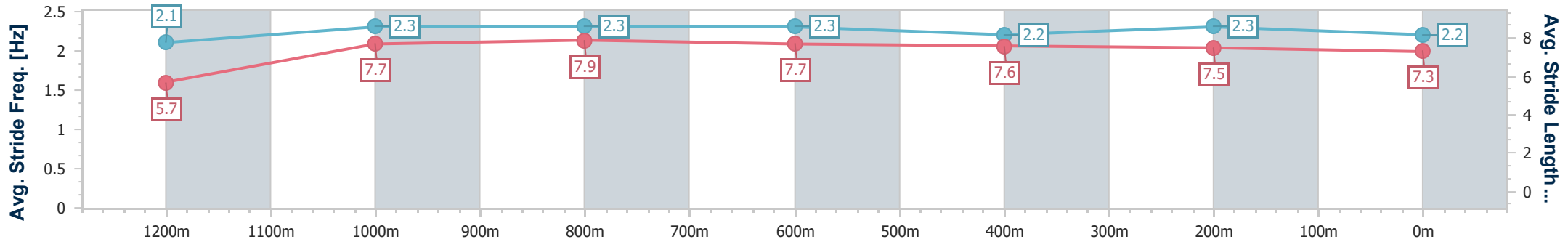
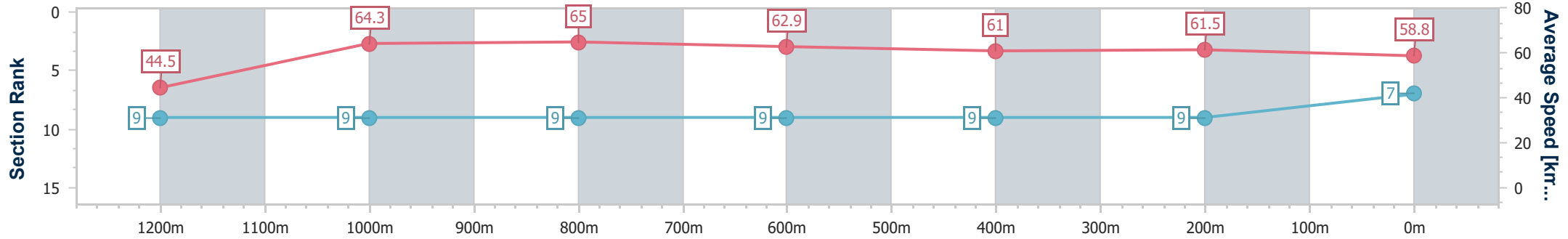
Mackay QLD Professional  
Race 5: LADBROKES COMMUNITIES QTIS Three-Year-Old  
Class 2 Handicap - 1300m



04 July 2024 - 14:16

Track Rating: Good 4, Weather: Fine, Rail Position: True

Section	Overall	1200m	1000m	800m	600m	400m	200m
Section Times	1:17.76 [7] (0:08.10)	1:09.66 [9] (0:11.25)	0:58.41 [9] (0:11.12)	0:47.29 [9] (0:11.40)	0:35.89 [9] (0:11.90)	0:23.99 [9] (0:11.75)	0:12.24 [9] (0:12.24)
Average Speed [km/h]	44.5	64.3	65.0	62.9	61.0	61.5	58.8
Top Speed [km/h]	59.3	65.7	65.5	66.0	61.9	62.4	60.1
Avg. Dist. to Rail [m]	12.3	2.4	0.2	0.4	1.2	2.6	3.5
Avg. Stride Freq. [Hz]	2.1	2.3	2.3	2.3	2.2	2.3	2.2
Avg. Stride Length [m]	5.7	7.7	7.9	7.7	7.6	7.5	7.3



- [ ] Ranking at each section and finish
- .-.- No data available at this section
- NA No data available



Horse/Jockey Name	Chucka Dummy
Final Rank	8
Fastest Section Time (Section)	0:08.83 (Overall)
Top Speed [km/h] (Section)	69.4 (1000m)
Race State	Finished



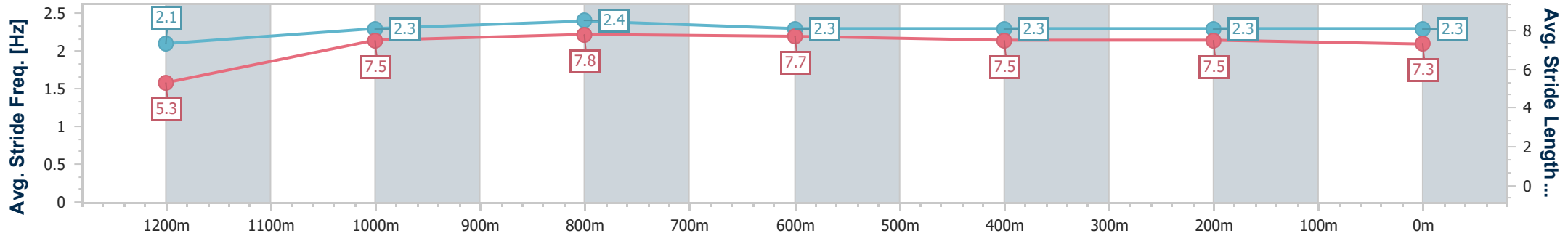
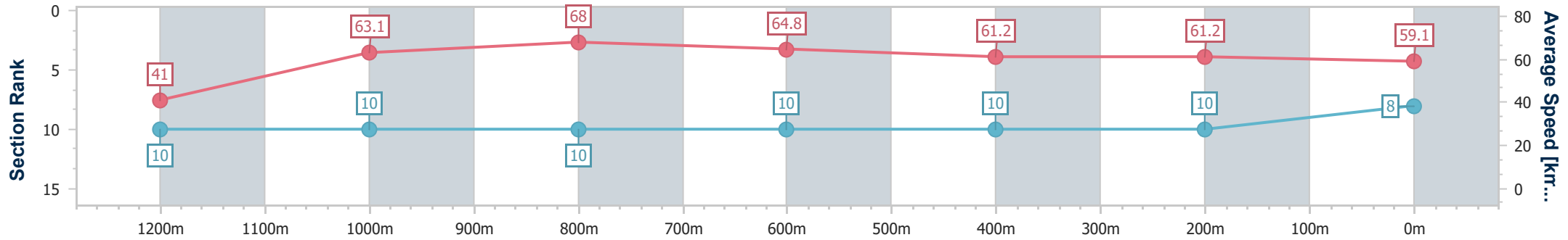
Mackay QLD Professional  
Race 5: LADBROKES COMMUNITIES QTIS Three-Year-Old  
Class 2 Handicap - 1300m



04 July 2024 - 14:16

Track Rating: Good 4, Weather: Fine, Rail Position: True

Section	Overall	1200m	1000m	800m	600m	400m	200m
Section Times	1:18.00 [8] (0:08.83)	1:09.17 [10] (0:11.42)	0:57.75 [10] (0:10.63)	0:47.12 [10] (0:11.22)	0:35.90 [10] (0:11.90)	0:24.00 [10] (0:11.84)	0:12.16 [10] (0:12.16)
Average Speed [km/h]	41.0	63.1	68.0	64.8	61.2	61.2	59.1
Top Speed [km/h]	56.6	68.8	69.4	67.4	61.8	62.2	61.1
Avg. Dist. to Rail [m]	4.9	1.9	1.2	2.5	1.9	3.3	6.5
Avg. Stride Freq. [Hz]	2.1	2.3	2.4	2.3	2.3	2.3	2.3
Avg. Stride Length [m]	5.3	7.5	7.8	7.7	7.5	7.5	7.3



- [ ] Ranking at each section and finish
- .-.- No data available at this section
- NA No data available



Horse/Jockey Name	Skreatch
Final Rank	9
Fastest Section Time (Section)	0:07.73 (Overall)
Top Speed [km/h] (Section)	66.9 (1200m)
Race State	Finished



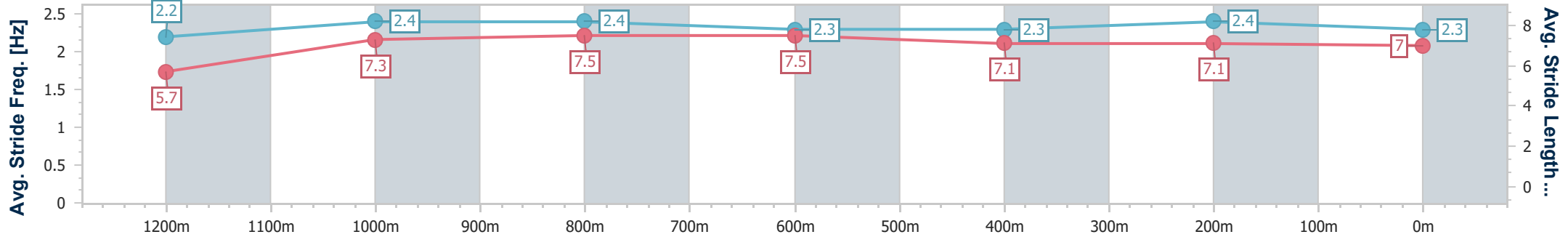
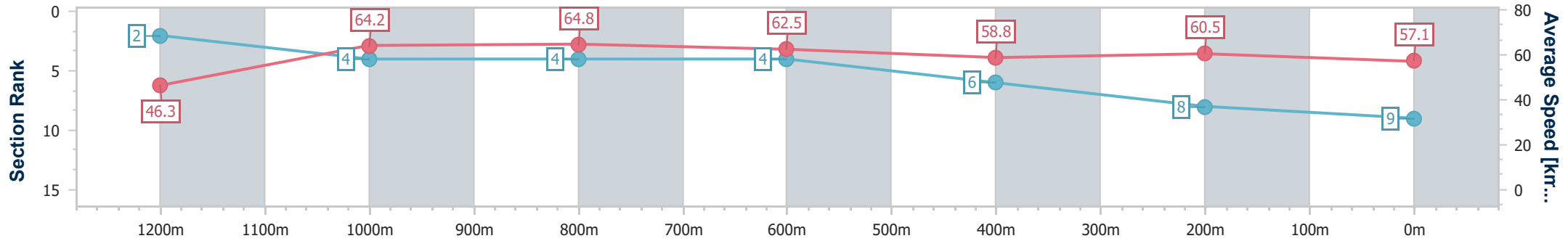
Mackay QLD Professional  
 Race 5: LADBROKES COMMUNITIES QTIS Three-Year-Old  
 Class 2 Handicap - 1300m



04 July 2024 - 14:16

Track Rating: Good 4, Weather: Fine, Rail Position: True

Section	Overall	1200m	1000m	800m	600m	400m	200m
Section Times	1:18.01 [9] (0:07.73)	1:10.28 [2] (0:11.22)	0:59.06 [4] (0:11.11)	0:47.95 [4] (0:11.43)	0:36.52 [4] (0:12.07)	0:24.45 [6] (0:11.88)	0:12.57 [8]
Average Speed [km/h]	46.3	64.2	64.8	62.5	58.8	60.5	57.1
Top Speed [km/h]	62.2	66.9	65.9	64.1	60.7	62.5	59.5
Avg. Dist. to Rail [m]	6.8	0.8	1.0	2.0	1.7	1.1	1.8
Avg. Stride Freq. [Hz]	2.2	2.4	2.4	2.3	2.3	2.4	2.3
Avg. Stride Length [m]	5.7	7.3	7.5	7.5	7.1	7.1	7.0



- [ ] Ranking at each section and finish
- .-.- No data available at this section
- NA No data available



Horse/Jockey Name	Mishani Aviator
Final Rank	10
Fastest Section Time (Section)	0:08.04 (Overall)
Top Speed [km/h] (Section)	67.7 (1200m)
Race State	Finished



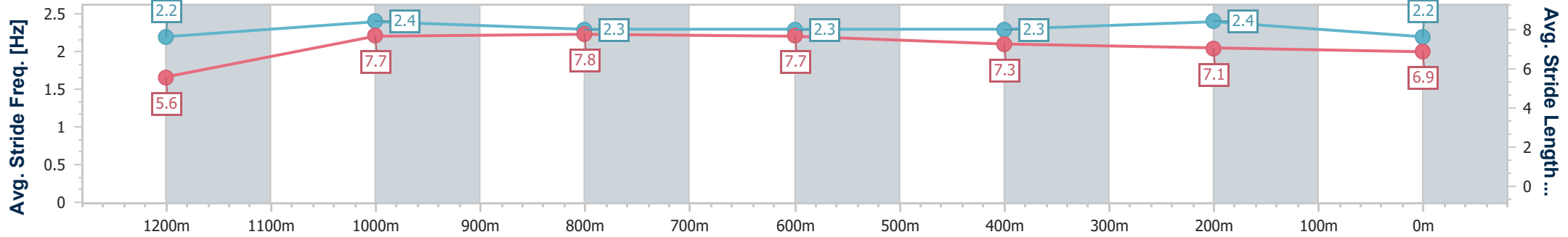
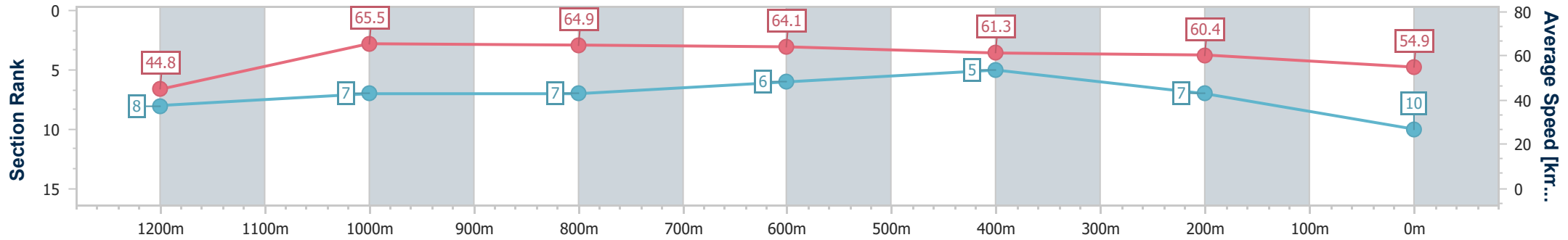
Mackay QLD Professional  
Race 5: LADBROKES COMMUNITIES QTIS Three-Year-Old  
Class 2 Handicap - 1300m



04 July 2024 - 14:16

Track Rating: Good 4, Weather: Fine, Rail Position: True

Section	Overall	1200m	1000m	800m	600m	400m	200m
Section Times	1:18.52 [10] (0:08.04)	1:10.48 [8] (0:11.05)	0:59.43 [7] (0:11.17)	0:48.26 [7] (0:11.34)	0:36.92 [6] (0:11.89)	0:25.03 [5] (0:11.94)	0:13.09 [7]
Average Speed [km/h]	44.8	65.5	64.9	64.1	61.3	60.4	54.9
Top Speed [km/h]	61.6	67.7	66.3	65.0	61.9	61.5	59.2
Avg. Dist. to Rail [m]	13.6	4.8	2.5	2.1	1.9	1.8	3.5
Avg. Stride Freq. [Hz]	2.2	2.4	2.3	2.3	2.3	2.4	2.2
Avg. Stride Length [m]	5.6	7.7	7.8	7.7	7.3	7.1	6.9



- [ ] Ranking at each section and finish
- .-.- No data available at this section
- NA No data available



# Mackay QLD Professional

## Race 6: LADBROKES RACING CLUB Class 6 Plate - 1300m



MACKAY TURF CLUB  
Ooralea Racecourse

04 July 2024 - 14:56

Track Rating: Good 4, Weather: Fine, Rail Position: True

Section		Overall	1200m	1000m	800m	600m	400m	Last 600m				
Field Times		1:16.70 (0:07.66)	1:09.04 (0:11.03)	0:58.01 (0:11.44)	0:46.57 (0:11.72)	0:34.85 (0:11.72)	0:23.13 (0:11.43)	0:34.85				
Rank	TAB Horse/Jockey	Barrier	Top Speed [km/h]	Fastest Section	Distance Travelled [m]							
1	3 CASHIN' CHEX Leah Martyn	11	67.3 1200m	0:08.14 Overall	1:16.70 [1] (0:08.14)	1:08.56 [9] (0:11.16)	0:57.40 [7] (0:11.36)	0:46.04 [6] (0:11.40)	0:34.64 [4] (0:11.58)	0:23.06 [3] (0:11.36)	0:34.64	
2	9 KAHAYLAAN Jake Bayliss	4	66.1 1200m	0:07.74 Overall	1:16.98 [2] (0:07.74)	1:09.24 [3] (0:11.14)	0:58.10 [3] (0:11.44)	0:46.66 [3] (0:11.69)	0:34.97 [2] (0:11.73)	0:23.24 [4] (0:11.48)	0:34.97 -4	
3	5 JUST SUPER McKenzie Apel	5	65.7 1200m	0:07.89 Overall	1:17.18 [3] (0:07.89)	1:09.29 [5] (0:11.23)	0:58.06 [5] (0:11.41)	0:46.65 [4] (0:11.77)	0:34.88 [5] (0:11.46)	0:23.42 [5] (0:11.46)	0:34.88 -6	
4	12 ANDALUS Adrian Layt	3	65.8 1200m	0:07.99 Overall	1:17.18 [4] (0:07.99)	1:09.19 [7] (0:11.19)	0:58.00 [6] (0:11.53)	0:46.47 [7] (0:11.82)	0:34.65 [8] (0:11.48)	0:23.17 [7] (0:11.45)	0:34.65 -8	
5	2 BRINGYATICKET Ashley Butler	12	65.9 400m	0:08.07 Overall	1:17.24 [5] (0:08.07)	1:09.17 [8] (0:11.45)	0:57.72 [9] (0:11.32)	0:46.40 [9] (0:11.77)	0:34.63 [9] (0:11.59)	0:23.04 [9] (0:11.22)	0:34.63 -4	
6	1 OUTBACK ACTION Ryan Wiggins	8	67.0 1200m	0:07.66 Overall	1:17.35 [6] (0:07.66)	1:09.69 [1] (0:11.07)	0:58.62 [2] (0:11.51)	0:47.11 [2] (0:11.77)	0:35.34 [3] (0:11.56)	0:23.78 [1] (0:11.61)	0:35.34 -8	
7	4 COLD POWER Shae Nielson	2	67.1 1200m	0:07.70 Overall	1:17.44 [7] (0:07.70)	1:09.74 [2] (0:10.99)	0:58.75 [1] (0:11.44)	0:47.31 [1] (0:11.72)	0:35.59 [1] (0:11.73)	0:23.86 [2] (0:11.64)	0:35.59 -9	
8	10 KICK ON COMMAND Justin Stanley	9	66.1 1200m	0:07.95 Overall	1:17.51 [8] (0:07.95)	1:09.56 [6] (0:11.48)	0:58.08 [8] (0:11.28)	0:46.80 [8] (0:11.77)	0:35.03 [7] (0:11.69)	0:23.34 [8] (0:11.50)	0:35.03 -10	
9	8 EMMA'S JET Corey Bayliss	6	64.8 1200m	0:07.77 Overall	1:18.28 [9] (0:07.77)	1:10.51 [4] (0:11.31)	0:59.20 [4] (0:11.53)	0:47.67 [5] (0:11.79)	0:35.88 [6] (0:11.59)	0:24.29 [6] (0:11.58)	0:35.88 -3	

Scratched: Sensationabull (#7), Savvy Sovereign (#6), Flying Shamus (#11)

# Mackay QLD Professional

## Race 6: LADBROKES RACING CLUB Class 6 Plate - 1300m



MACKAY TURF CLUB  
Ooralea Racecourse

04 July 2024 - 14:56

Track Rating: Good 4, Weather: Fine, Rail Position: True

Section				200m				Last 600m	
Field Times				0:11.70 (0:11.70)				0:34.85	
Rank	TAB	Horse/Jockey	Barrier	Top Speed [km/h]	Fastest Section	Margin			Distance Travelled [m]
1	3	<b>CASHIN' CHEX</b> Leah Martyn	11	67.3 1200m	0:08.14 Overall	0:11.70 [1] (0:11.70)	1:16.70		0:34.64
2	9	<b>KAHAYLAAN</b> Jake Bayliss	4	66.1 1200m	0:07.74 Overall	0:11.76 [5] (0:11.76)	1.62L		0:34.97 -4
3	5	<b>JUST SUPER</b> McKenzie Apel	5	65.7 1200m	0:07.89 Overall	0:11.96 [4] (0:11.96)	2.8L		0:34.88 -6
4	12	<b>ANDALUS</b> Adrian Layt	3	65.8 1200m	0:07.99 Overall	0:11.72 [7] (0:11.72)	2.81L		0:34.65 -8
5	2	<b>BRINGYATICKET</b> Ashley Butler	12	65.9 400m	0:08.07 Overall	0:11.82 [6] (0:11.82)	3.13L		0:34.63 -4
6	1	<b>OUTBACK ACTION</b> Ryan Wiggins	8	67.0 1200m	0:07.66 Overall	0:12.17 [2] (0:12.17)	3.81L		0:35.34 -8
7	4	<b>COLD POWER</b> Shae Nielson	2	67.1 1200m	0:07.70 Overall	0:12.22 [3] (0:12.22)	4.32L		0:35.59 -9
8	10	<b>KICK ON COMMAND</b> Justin Stanley	9	66.1 1200m	0:07.95 Overall	0:11.84 [9] (0:11.84)	4.73L		0:35.03 -10
9	8	<b>EMMA'S JET</b> Corey Bayliss	6	64.8 1200m	0:07.77 Overall	0:12.71 [8] (0:12.71)	9.3L		0:35.88 -3

Scratched: Sensationabull (#7), Savvy Sovereign (#6), Flying Shamus (#11)





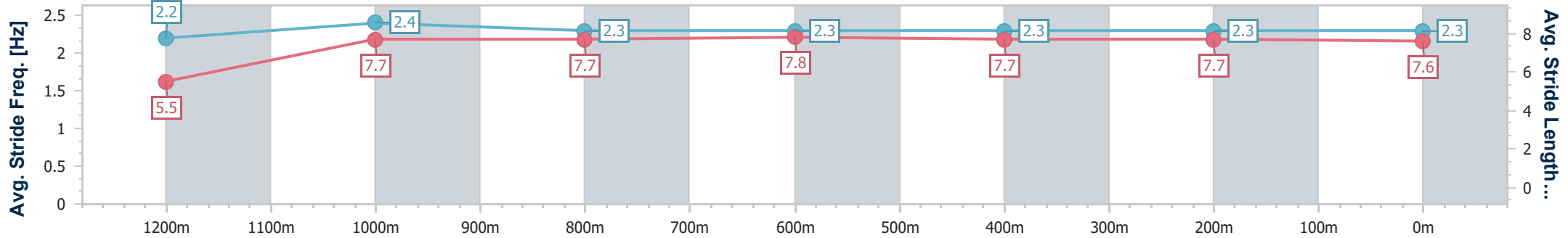
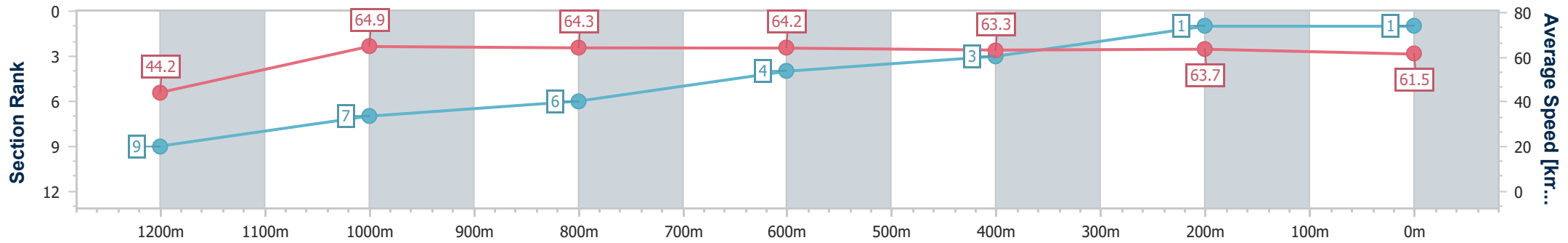
Horse/Jockey Name	Cashin' Chex
Final Rank	1
Fastest Section Time (Section)	0:08.14 (Overall)
Top Speed [km/h] (Section)	67.3 (1200m)
Race State	Finished



Mackay QLD Professional  
 Race 6: LADBROKES RACING CLUB Class 6 Plate - 1300m  
 04 July 2024 - 14:56  
 Track Rating: Good 4, Weather: Fine, Rail Position: True



Section	Overall	1200m	1000m	800m	600m	400m	200m
Section Times	1:16.70 [1] (0:08.14)	1:08.56 [9] (0:11.16)	0:57.40 [7] (0:11.36)	0:46.04 [6] (0:11.40)	0:34.64 [4] (0:11.58)	0:23.06 [3] (0:11.36)	0:11.70 [1] (0:11.70)
Average Speed [km/h]	44.2	64.9	64.3	64.2	63.3	63.7	61.5
Top Speed [km/h]	60.4	67.3	65.8	65.6	63.9	64.7	63.5
Avg. Dist. to Rail [m]	13.6	4.8	5.2	4.8	2.0	4.3	5.1
Avg. Stride Freq. [Hz]	2.2	2.4	2.3	2.3	2.3	2.3	2.3
Avg. Stride Length [m]	5.5	7.7	7.7	7.8	7.7	7.7	7.6



- [ ] Ranking at each section and finish
- .-.- No data available at this section
- NA No data available



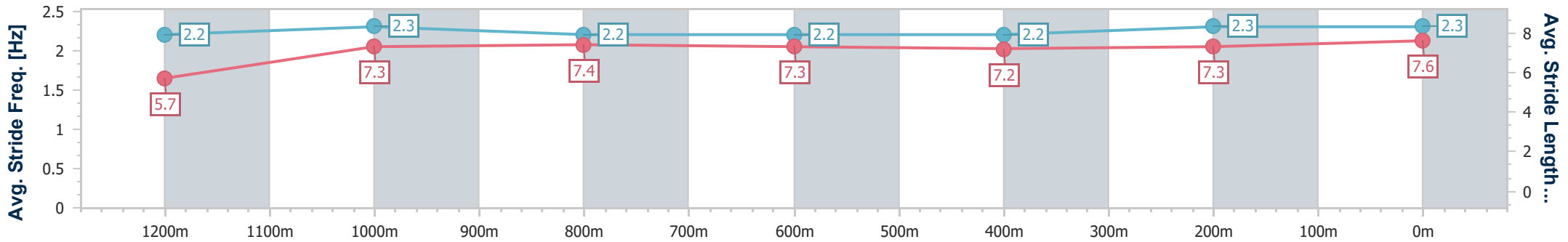
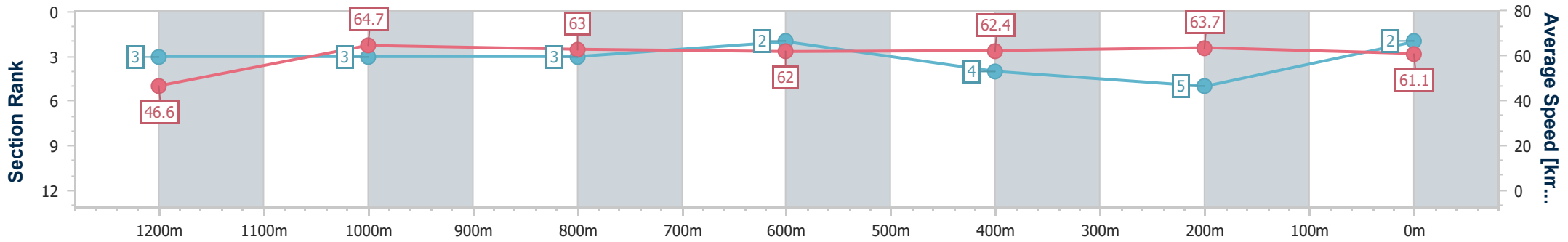
Horse/Jockey Name	Kahaylaan
Final Rank	2
Fastest Section Time (Section)	0:07.74 (Overall)
Top Speed [km/h] (Section)	66.1 (1200m)
Race State	Finished



Mackay QLD Professional  
 Race 6: LADBROKES RACING CLUB Class 6 Plate - 1300m  
 04 July 2024 - 14:56  
 Track Rating: Good 4, Weather: Fine, Rail Position: True



Section	Overall	1200m	1000m	800m	600m	400m	200m
Section Times	1:16.98 [2] (0:07.74)	1:09.24 [3] (0:11.14)	0:58.10 [3] (0:11.44)	0:46.66 [3] (0:11.69)	0:34.97 [2] (0:11.73)	0:23.24 [4] (0:11.48)	0:11.76 [5] (0:11.76)
Average Speed [km/h]	46.6	64.7	63.0	62.0	62.4	63.7	61.1
Top Speed [km/h]	63.2	66.1	64.2	63.0	63.1	64.4	63.7
Avg. Dist. to Rail [m]	8.5	2.5	1.0	0.7	2.8	6.0	6.3
Avg. Stride Freq. [Hz]	2.2	2.3	2.2	2.2	2.2	2.3	2.3
Avg. Stride Length [m]	5.7	7.3	7.4	7.3	7.2	7.3	7.6



- [ ] Ranking at each section and finish
- .-.- No data available at this section
- NA No data available



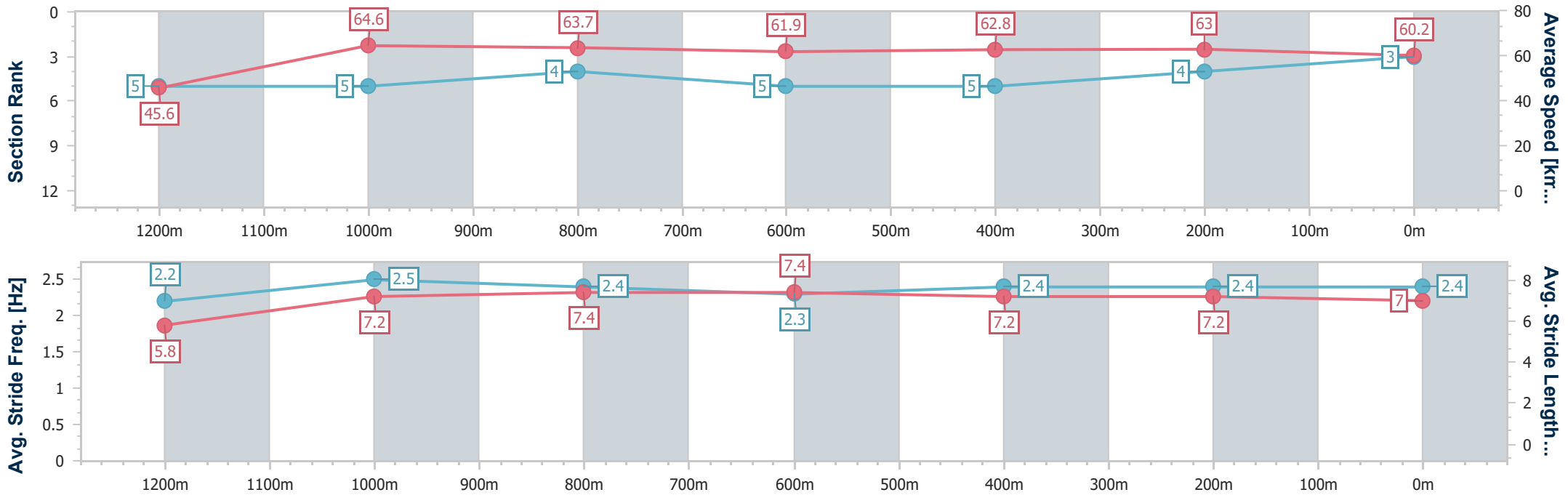
Horse/Jockey Name	Just Super
Final Rank	3
Fastest Section Time (Section)	0:07.89 (Overall)
Top Speed [km/h] (Section)	65.7 (1200m)
Race State	Finished



Mackay QLD Professional  
 Race 6: LADBROKES RACING CLUB Class 6 Plate - 1300m  
 04 July 2024 - 14:56  
 Track Rating: Good 4, Weather: Fine, Rail Position: True



Section	Overall	1200m	1000m	800m	600m	400m	200m
Section Times	1:17.18 [3] (0:07.89)	1:09.29 [5] (0:11.23)	0:58.06 [5] (0:11.41)	0:46.65 [4] (0:11.77)	0:34.88 [5] (0:11.46)	0:23.42 [5] (0:11.46)	0:11.96 [4] (0:11.96)
Average Speed [km/h]	45.6	64.6	63.7	61.9	62.8	63.0	60.2
Top Speed [km/h]	61.4	65.7	65.6	62.4	65.5	64.1	63.9
Avg. Dist. to Rail [m]	9.1	4.1	3.8	3.0	0.3	3.6	6.0
Avg. Stride Freq. [Hz]	2.2	2.5	2.4	2.3	2.4	2.4	2.4
Avg. Stride Length [m]	5.8	7.2	7.4	7.4	7.2	7.2	7.0



- [ ] Ranking at each section and finish
- .-.- No data available at this section
- NA No data available



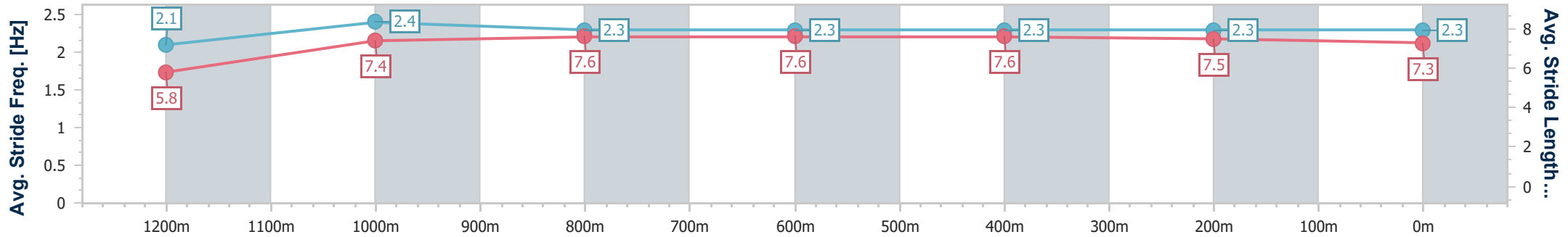
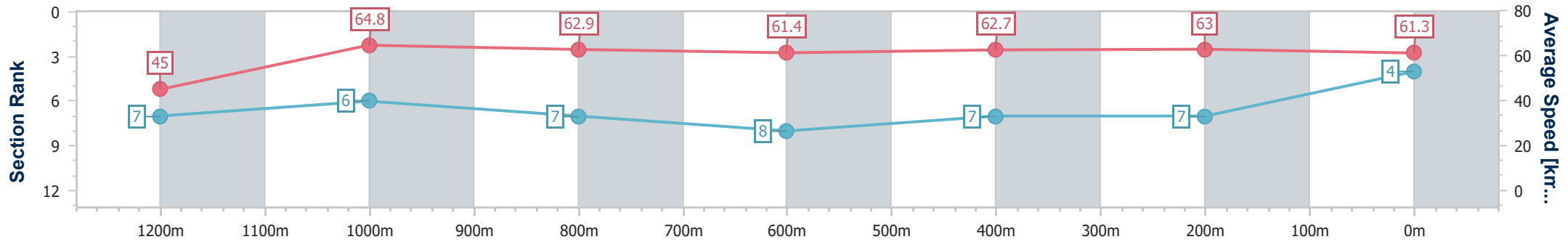
Horse/Jockey Name	Andalus
Final Rank	4
Fastest Section Time (Section)	0:07.99 (Overall)
Top Speed [km/h] (Section)	65.8 (1200m)
Race State	Finished



Mackay QLD Professional  
 Race 6: LADBROKES RACING CLUB Class 6 Plate - 1300m  
 04 July 2024 - 14:56  
 Track Rating: Good 4, Weather: Fine, Rail Position: True



Section	Overall	1200m	1000m	800m	600m	400m	200m
Section Times	1:17.18 [4] (0:07.99)	1:09.19 [7] (0:11.19)	0:58.00 [6] (0:11.53)	0:46.47 [7] (0:11.82)	0:34.65 [8] (0:11.48)	0:23.17 [7] (0:11.45)	0:11.72 [7] (0:11.72)
Average Speed [km/h]	45.0	64.8	62.9	61.4	62.7	63.0	61.3
Top Speed [km/h]	63.2	65.8	63.8	62.8	63.5	64.8	64.8
Avg. Dist. to Rail [m]	8.7	3.7	3.1	2.5	0.4	3.5	7.8
Avg. Stride Freq. [Hz]	2.1	2.4	2.3	2.3	2.3	2.3	2.3
Avg. Stride Length [m]	5.8	7.4	7.6	7.6	7.6	7.5	7.3



- [ ] Ranking at each section and finish
- .-.- No data available at this section
- NA No data available



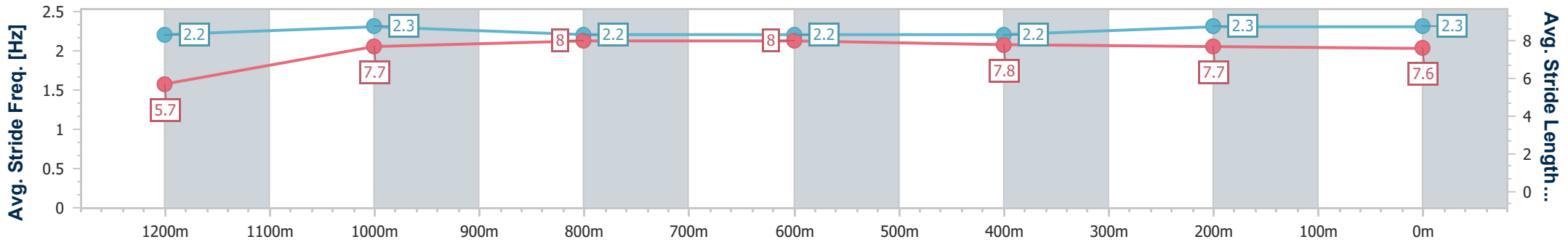
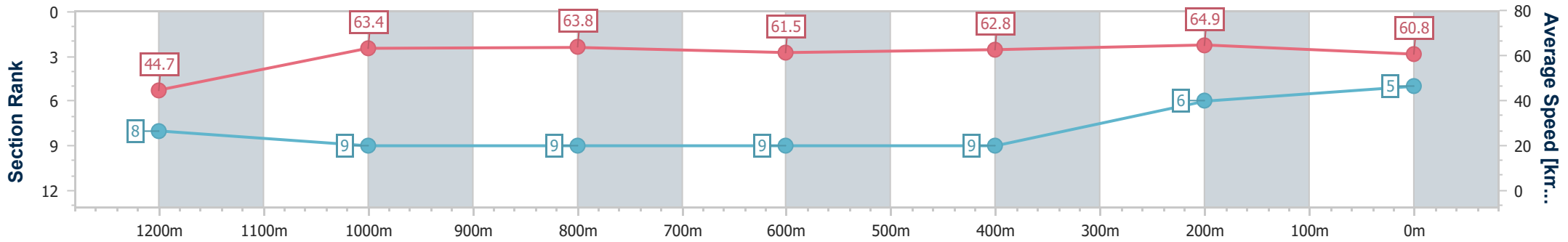
Horse/Jockey Name	Bringyaticket
Final Rank	5
Fastest Section Time (Section)	0:08.07 (Overall)
Top Speed [km/h] (Section)	65.9 (400m)
Race State	Finished



Mackay QLD Professional  
 Race 6: LADBROKES RACING CLUB Class 6 Plate - 1300m  
 04 July 2024 - 14:56  
 Track Rating: Good 4, Weather: Fine, Rail Position: True



Section	Overall	1200m	1000m	800m	600m	400m	200m
Section Times	1:17.24 [5] (0:08.07)	1:09.17 [8] (0:11.45)	0:57.72 [9] (0:11.32)	0:46.40 [9] (0:11.77)	0:34.63 [9] (0:11.59)	0:23.04 [9] (0:11.22)	0:11.82 [6]
Average Speed [km/h]	44.7	63.4	63.8	61.5	62.8	64.9	60.8
Top Speed [km/h]	60.3	65.8	64.9	63.2	64.1	65.9	64.2
Avg. Dist. to Rail [m]	13.9	4.1	1.4	1.6	1.7	6.2	8.8
Avg. Stride Freq. [Hz]	2.2	2.3	2.2	2.2	2.2	2.3	2.3
Avg. Stride Length [m]	5.7	7.7	8.0	8.0	7.8	7.7	7.6



- [ ] Ranking at each section and finish
- .-.- No data available at this section
- NA No data available



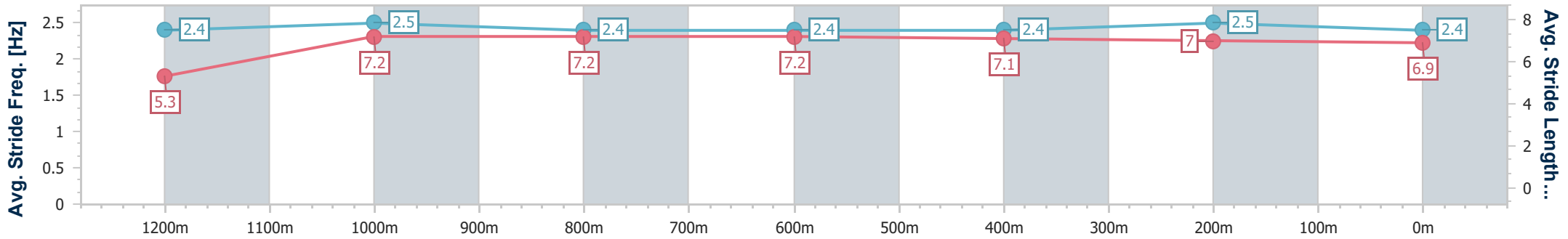
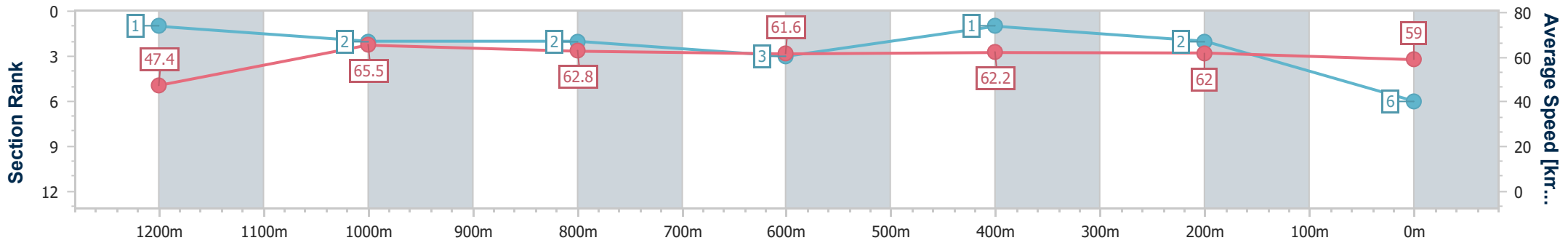
Horse/Jockey Name	Outback Action
Final Rank	6
Fastest Section Time (Section)	0:07.66 (Overall)
Top Speed [km/h] (Section)	67.0 (1200m)
Race State	Finished



Mackay QLD Professional  
 Race 6: LADBROKES RACING CLUB Class 6 Plate - 1300m  
 04 July 2024 - 14:56  
 Track Rating: Good 4, Weather: Fine, Rail Position: True



Section	Overall	1200m	1000m	800m	600m	400m	200m
Section Times	1:17.35 [6] (0:07.66)	1:09.69 [1] (0:11.07)	0:58.62 [2] (0:11.51)	0:47.11 [2] (0:11.77)	0:35.34 [3] (0:11.56)	0:23.78 [1] (0:11.61)	0:12.17 [2]
Average Speed [km/h]	47.4	65.5	62.8	61.6	62.2	62.0	59.0
Top Speed [km/h]	62.4	67.0	65.1	62.7	63.7	63.3	62.5
Avg. Dist. to Rail [m]	11.7	4.2	2.3	1.9	0.5	0.8	2.2
Avg. Stride Freq. [Hz]	2.4	2.5	2.4	2.4	2.4	2.5	2.4
Avg. Stride Length [m]	5.3	7.2	7.2	7.2	7.1	7.0	6.9



- [ ] Ranking at each section and finish
- .-.- No data available at this section
- NA No data available



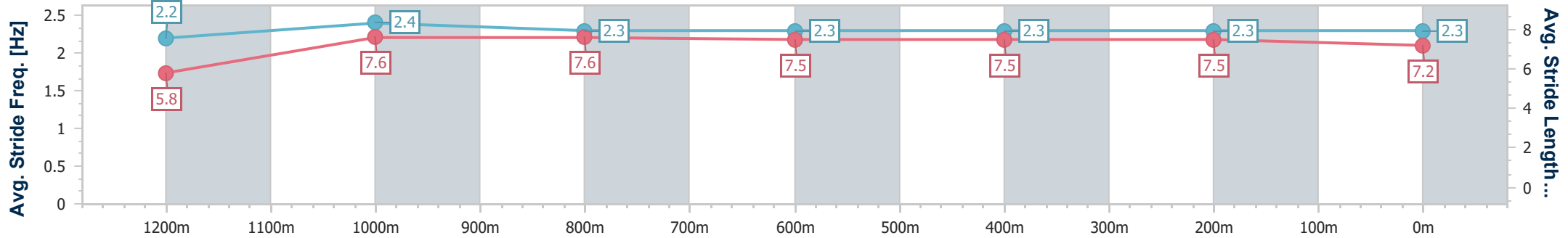
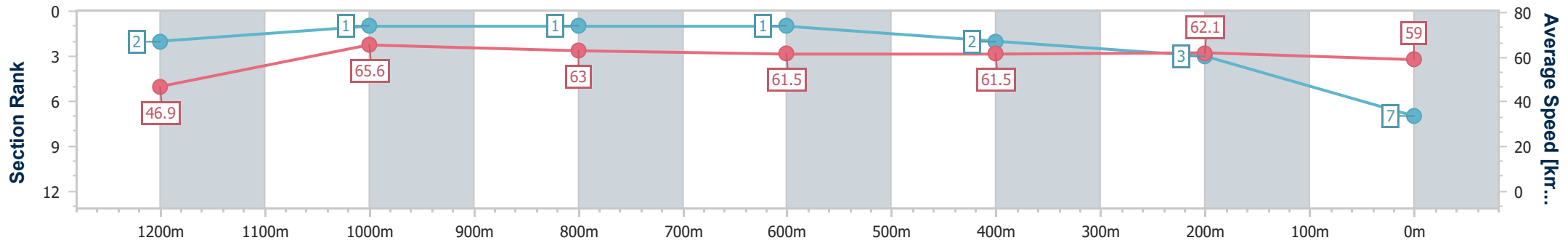
Horse/Jockey Name	Cold Power
Final Rank	7
Fastest Section Time (Section)	0:07.70 (Overall)
Top Speed [km/h] (Section)	67.1 (1200m)
Race State	Finished



Mackay QLD Professional  
 Race 6: LADBROKES RACING CLUB Class 6 Plate - 1300m  
 04 July 2024 - 14:56  
 Track Rating: Good 4, Weather: Fine, Rail Position: True



Section	Overall	1200m	1000m	800m	600m	400m	200m
Section Times	1:17.44 [7] (0:07.70)	1:09.74 [2] (0:10.99)	0:58.75 [1] (0:11.44)	0:47.31 [1] (0:11.72)	0:35.59 [1] (0:11.73)	0:23.86 [2] (0:11.64)	0:12.22 [3] (0:12.22)
Average Speed [km/h]	46.9	65.6	63.0	61.5	61.5	62.1	59.0
Top Speed [km/h]	63.7	67.1	64.6	62.1	62.3	62.7	61.2
Avg. Dist. to Rail [m]	7.0	1.7	1.0	0.8	0.4	1.3	1.5
Avg. Stride Freq. [Hz]	2.2	2.4	2.3	2.3	2.3	2.3	2.3
Avg. Stride Length [m]	5.8	7.6	7.6	7.5	7.5	7.5	7.2



- [ ] Ranking at each section and finish
- .-.- No data available at this section
- NA No data available



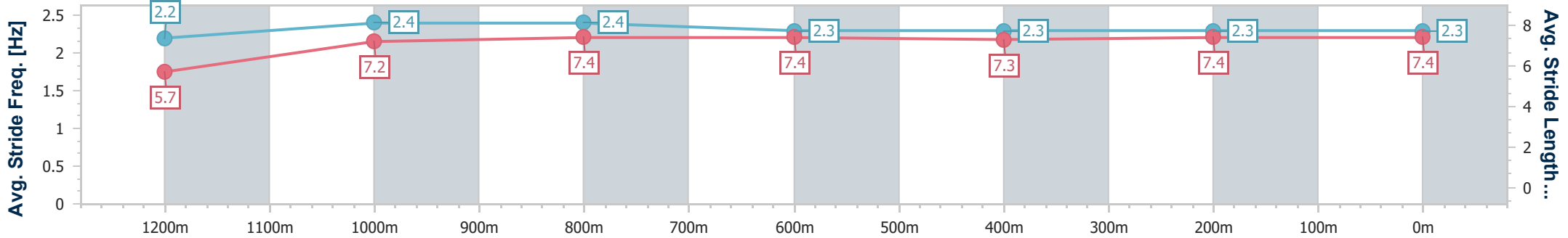
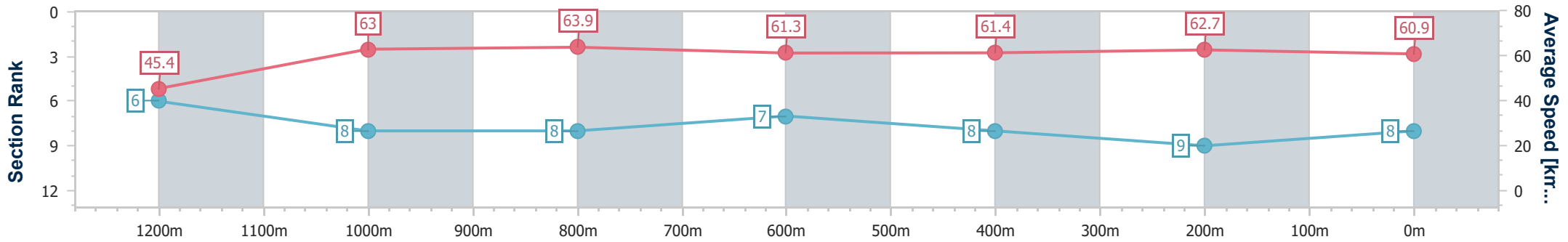
Horse/Jockey Name	Kick On Command
Final Rank	8
Fastest Section Time (Section)	0:07.95 (Overall)
Top Speed [km/h] (Section)	66.1 (1200m)
Race State	Finished



Mackay QLD Professional  
 Race 6: LADBROKES RACING CLUB Class 6 Plate - 1300m  
 04 July 2024 - 14:56  
 Track Rating: Good 4, Weather: Fine, Rail Position: True



Section	Overall	1200m	1000m	800m	600m	400m	200m
Section Times	1:17.51 [8] (0:07.95)	1:09.56 [6] (0:11.48)	0:58.08 [8] (0:11.28)	0:46.80 [8] (0:11.77)	0:35.03 [7] (0:11.69)	0:23.34 [8] (0:11.50)	0:11.84 [9] (0:11.84)
Average Speed [km/h]	45.4	63.0	63.9	61.3	61.4	62.7	60.9
Top Speed [km/h]	61.1	66.1	66.0	63.2	62.4	63.8	63.1
Avg. Dist. to Rail [m]	12.4	2.4	1.0	1.4	0.2	1.0	3.2
Avg. Stride Freq. [Hz]	2.2	2.4	2.4	2.3	2.3	2.3	2.3
Avg. Stride Length [m]	5.7	7.2	7.4	7.4	7.3	7.4	7.4



- [ ] Ranking at each section and finish
- .-.- No data available at this section
- NA No data available





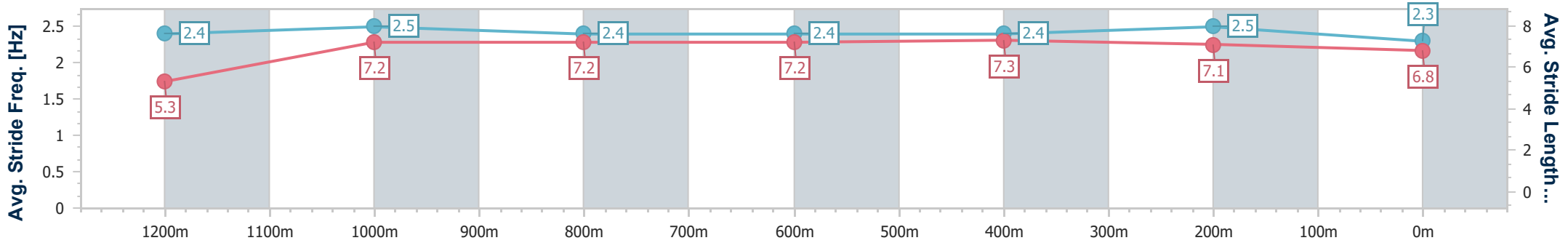
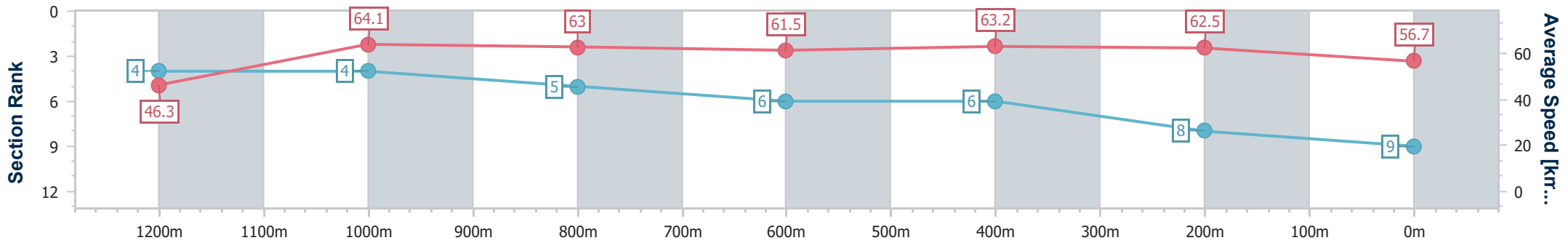
Horse/Jockey Name	Emma's Jet
Final Rank	9
Fastest Section Time (Section)	0:07.77 (Overall)
Top Speed [km/h] (Section)	64.8 (1200m)
Race State	Finished



Mackay QLD Professional  
 Race 6: LADBROKES RACING CLUB Class 6 Plate - 1300m  
 04 July 2024 - 14:56  
 Track Rating: Good 4, Weather: Fine, Rail Position: True



Section	Overall	1200m	1000m	800m	600m	400m	200m
Section Times	1:18.28 [9] (0:07.77)	1:10.51 [4] (0:11.31)	0:59.20 [4] (0:11.53)	0:47.67 [5] (0:11.79)	0:35.88 [6] (0:11.59)	0:24.29 [6] (0:11.58)	0:12.71 [8] (0:12.71)
Average Speed [km/h]	46.3	64.1	63.0	61.5	63.2	62.5	56.7
Top Speed [km/h]	61.2	64.8	64.0	62.9	63.9	64.3	60.8
Avg. Dist. to Rail [m]	10.2	3.9	3.3	2.7	2.1	5.8	7.1
Avg. Stride Freq. [Hz]	2.4	2.5	2.4	2.4	2.4	2.5	2.3
Avg. Stride Length [m]	5.3	7.2	7.2	7.2	7.3	7.1	6.8



- [ ] Ranking at each section and finish
- .-.- No data available at this section
- NA No data available



**Mackay QLD Professional**  
**Race 7: MACKAY CUP SATURDAY 10 AUGUST RATINGS BAND 0 - 58**  
**Handicap - 1300m**  
**04 July 2024 - 15:38**



MACKAY TURF CLUB  
 Ooralea Racecourse

Track Rating: Good 4, Weather: Fine, Rail Position: True

Section												Last 600m	
Field Times		Overall	1200m	1000m	800m	600m	400m						0:36.11
		1:16.76 (0:07.66)	1:09.10 (0:10.83)	0:58.27 (0:10.83)	0:47.44 (0:11.33)	0:36.11 (0:11.77)	0:24.34 (0:12.04)						
Rank	TAB	Horse/Jockey	Barrier	Top Speed [km/h]	Fastest Section							Distance Travelled [m]	
1	10	SAILOR'S RUM	7	67.7	0:07.90	1:16.76 [1]	1:08.86 [7]	0:57.99 [4]	0:46.98 [4]	0:35.51 [3]	0:23.77 [4]	0:35.51	
		Ron Stewart		1200m	Overall	(0:07.90)	(0:10.87)	(0:11.01)	(0:11.47)	(0:11.74)	(0:11.60)		
2	4	OBLIQUITY	10	69.0	0:07.83	1:16.97 [2]	1:09.14 [4]	0:58.31 [3]	0:47.22 [3]	0:35.66 [5]	0:24.00 [3]	0:35.66	+5
		Justin Huxtable		1200m	Overall	(0:07.83)	(0:10.83)	(0:11.09)	(0:11.56)	(0:11.66)	(0:11.79)		
3	9	MIL CIENTO	4	67.6	0:08.18	1:17.02 [3]	1:08.84 [9]	0:57.91 [8]	0:46.69 [10]	0:35.05 [11]	0:23.42 [10]	0:35.05	+0
		Jake Bayliss		1200m	Overall	(0:08.18)	(0:10.93)	(0:11.22)	(0:11.64)	(0:11.63)	(0:11.51)		
4	7	SENNAPROST	12	68.5	0:07.82	1:17.05 [4]	1:09.23 [3]	0:58.44 [2]	0:47.54 [2]	0:36.10 [2]	0:24.44 [2]	0:36.10	+0
		McKenzie Apel		1200m	Overall	(0:07.82)	(0:10.79)	(0:10.90)	(0:11.44)	(0:11.66)	(0:11.88)		
5	2	SKYLIGHT SONG	3	69.4	0:07.66	1:17.48 [5]	1:09.82 [1]	0:58.99 [1]	0:48.16 [1]	0:36.83 [1]	0:25.06 [1]	0:36.83	-5
		Ryan Wiggins		1200m	Overall	(0:07.66)	(0:10.83)	(0:10.83)	(0:11.33)	(0:11.77)	(0:12.04)		
6	12	SENSATIONABULL	2	67.1	0:07.86	1:17.57 [6]	1:09.71 [6]	0:58.73 [5]	0:47.70 [5]	0:36.27 [4]	0:24.44 [5]	0:36.27	-7
		Chelsea Jokic		1200m	Overall	(0:07.86)	(0:10.98)	(0:11.03)	(0:11.43)	(0:11.83)	(0:11.87)		
7	17	DIVINE HUNTER	5	65.7	0:08.23	1:17.66 [7]	1:09.43 [10]	0:58.23 [12]	0:47.15 [12]	0:35.61 [12]	0:23.91 [12]	0:35.61	-9
		Zac Sprie		1000m	Overall	(0:08.23)	(0:11.20)	(0:11.08)	(0:11.54)	(0:11.70)	(0:11.59)		
8	13	WANDJINA SPIRIT	17	66.5	0:08.27	1:17.69 [8]	1:09.42 [11]	0:58.30 [11]	0:47.23 [11]	0:35.76 [10]	0:24.03 [11]	0:35.76	+5
		Leah Martyn		1200m	Overall	(0:08.27)	(0:11.12)	(0:11.07)	(0:11.47)	(0:11.73)	(0:11.70)		
9	19	OUR HEART THROB	1	67.0	0:08.35	1:17.73 [9]	1:09.38 [12]	0:58.52 [10]	0:47.57 [8]	0:36.08 [7]	0:24.28 [8]	0:36.08	-4
		Warwick Satherley		1000m	Overall	(0:08.35)	(0:10.86)	(0:10.95)	(0:11.49)	(0:11.80)	(0:11.81)		
10	15	CHILLI PALMER	11	67.2	0:07.84	1:17.74 [10]	1:09.90 [5]	0:58.83 [7]	0:47.67 [7]	0:36.05 [8]	0:24.38 [7]	0:36.05	+8
		Nathan Thomas		1000m	Overall	(0:07.84)	(0:11.07)	(0:11.16)	(0:11.62)	(0:11.67)	(0:11.81)		

Scratched: Tahkian Bubbles (#14), Mission House (#1), Santorini Summer (#5), Barry's Lane (#3), Bold Zip (#20), Ishotthedeputy (#11)

[ ] Ranking at each section and finish  
 -:-:- No data available at this section  
 NA No data available  
 SCN Saddle cloth number  
 DNF Did not finish  
 DNT Did not track



**Mackay QLD Professional**  
**Race 7: MACKAY CUP SATURDAY 10 AUGUST RATINGS BAND 0 - 58**  
**Handicap - 1300m**  
**04 July 2024 - 15:38**



Track Rating: Good 4, Weather: Fine, Rail Position: True

Section	Overall	1200m	1000m	800m	600m	400m	Last 600m
Field Times	1:16.76 (0:07.66)	1:09.10 (0:10.83)	0:58.27 (0:10.83)	0:47.44 (0:11.33)	0:36.11 (0:11.77)	0:24.34 (0:12.04)	0:36.11

Rank	TAB	Horse/Jockey	Barrier	Top Speed [km/h]	Fastest Section	Overall	1200m	1000m	800m	600m	400m	Last 600m	Distance Travelled [m]
11	16	<b>ROZNAMLA</b> Corey Bayliss	6	65.8	0:08.42	1:17.94 [11] (0:08.42)	1:09.52 [13] (0:11.18)	0:58.34 [13] (0:11.26)	0:47.08 [14] (0:11.71)	0:35.37 [14] (0:11.66)	0:23.71 [14] (0:11.72)	0:35.37	-3
12	18	<b>NINE CARATS</b> Adrian Layt	14	66.8	0:07.99	1:18.02 [12] (0:07.99)	1:10.03 [8] (0:11.17)	0:58.86 [9] (0:11.01)	0:47.85 [9] (0:11.62)	0:36.23 [9] (0:11.71)	0:24.52 [9] (0:11.81)	0:36.23	+0
13	6	<b>MAKE IT FLASHY</b> Karl Zechner	13	67.4	0:08.68	1:18.06 [13] (0:08.68)	1:09.38 [14] (0:11.12)	0:58.26 [14] (0:11.03)	0:47.23 [13] (0:11.35)	0:35.88 [13] (0:11.61)	0:24.27 [13] (0:11.71)	0:35.88	-1
14	8	<b>TEST OF WAR</b> Chris Whiteley	9	66.4	0:07.78	1:18.87 [14] (0:07.78)	1:11.09 [2] (0:11.09)	1:00.00 [6] (0:11.10)	0:48.90 [6] (0:11.51)	0:37.39 [6] (0:11.74)	0:25.65 [6] (0:12.18)	0:37.39	-2

Scratched: Tahkian Bubbles (#14), Mission House (#1), Santorini Summer (#5), Barry's Lane (#3), Bold Zip (#20), Ishotthedeputy (#11)



**Mackay QLD Professional**  
**Race 7: MACKAY CUP SATURDAY 10 AUGUST RATINGS BAND 0 - 58**  
**Handicap - 1300m**  
**04 July 2024 - 15:38**



Track Rating: Good 4, Weather: Fine, Rail Position: True

Section				200m				Last 600m	
Field Times				0:12.30 (0:12.30)				0:36.11	
Rank	TAB	Horse/Jockey	Barrier	Top Speed [km/h]	Fastest Section	Margin			Distance Travelled [m]
1	10	<b>SAILOR'S RUM</b> Ron Stewart	7	67.7 1200m	0:07.90 Overall	0:12.17 [3] (0:12.17)	1:16.76		0:35.51
2	4	<b>OBLIQUITY</b> Justin Huxtable	10	69.0 1200m	0:07.83 Overall	0:12.21 [4] (0:12.21)	1.21L		0:35.66 +5
3	9	<b>MIL CIENTO</b> Jake Bayliss	4	67.6 1200m	0:08.18 Overall	0:11.91 [6] (0:11.91)	1.5L		0:35.05 +0
4	7	<b>SENNAPROST</b> McKenzie Apel	12	68.5 1200m	0:07.82 Overall	0:12.56 [2] (0:12.56)	1.66L		0:36.10 +0
5	2	<b>SKYLIGHT SONG</b> Ryan Wiggins	3	69.4 1200m	0:07.66 Overall	0:13.02 [1] (0:13.02)	4.23L		0:36.83 -5
6	12	<b>SENSATIONABULL</b> Chelsea Jokic	2	67.1 1200m	0:07.86 Overall	0:12.57 [5] (0:12.57)	4.75L		0:36.27 -7
7	17	<b>DIVINE HUNTER</b> Zac Sprie	5	65.7 1000m	0:08.23 Overall	0:12.32 [10] (0:12.32)	5.29L		0:35.61 -9
8	13	<b>WANDJINA SPIRIT</b> Leah Martyn	17	66.5 1200m	0:08.27 Overall	0:12.33 [11] (0:12.33)	5.46L		0:35.76 +5
9	19	<b>OUR HEART THROB</b> Warwick Satherley	1	67.0 1000m	0:08.35 Overall	0:12.47 [8] (0:12.47)	5.67L		0:36.08 -4
10	15	<b>CHILLI PALMER</b> Nathan Thomas	11	67.2 1000m	0:07.84 Overall	0:12.57 [7] (0:12.57)	5.72L		0:36.05 +8

Scratched: Tahkian Bubbles (#14), Mission House (#1), Santorini Summer (#5), Barry's Lane (#3), Bold Zip (#20), Ishotthedeputy (#11)

[ ] Ranking at each section and finish  
 -:-:- No data available at this section  
 NA No data available  
 SCN Saddle cloth number  
 DNF Did not finish  
 DNT Did not track



**Mackay QLD Professional**  
**Race 7: MACKAY CUP SATURDAY 10 AUGUST RATINGS BAND 0 - 58**  
**Handicap - 1300m**  
**04 July 2024 - 15:38**



Track Rating: Good 4, Weather: Fine, Rail Position: True

Section				200m				Last 600m		
Field Times				0:12.30 (0:12.30)				0:36.11		
Rank	TAB	Horse/Jockey	Barrier	Top Speed [km/h]	Fastest Section	Margin			Distance Travelled [m]	
11	16	<b>ROZNAMLA</b>	6	65.8	0:08.42	0:11.99 [14]	6.93L		0:35.37	-3
		Corey Bayliss		1200m	Overall	(0:11.99)				
12	18	<b>NINE CARATS</b>	14	66.8	0:07.99	0:12.71 [9]	7.4L		0:36.23	+0
		Adrian Layt		1000m	Overall	(0:12.71)				
13	6	<b>MAKE IT FLASHY</b>	13	67.4	0:08.68	0:12.56 [13]	7.6L		0:35.88	-1
		Karl Zechner		1200m	Overall	(0:12.56)				
14	8	<b>TEST OF WAR</b>	9	66.4	0:07.78	0:13.47 [12]	12.4L		0:37.39	-2
		Chris Whiteley		1200m	Overall	(0:13.47)				

Scratched: Tahkian Bubbles (#14), Mission House (#1), Santorini Summer (#5), Barry's Lane (#3), Bold Zip (#20), Ishotthedeputy (#11)



Horse/Jockey Name	Sailor's Rum
Final Rank	1
Fastest Section Time (Section)	0:07.90 (Overall)
Top Speed [km/h] (Section)	67.7 (1200m)
Race State	Finished

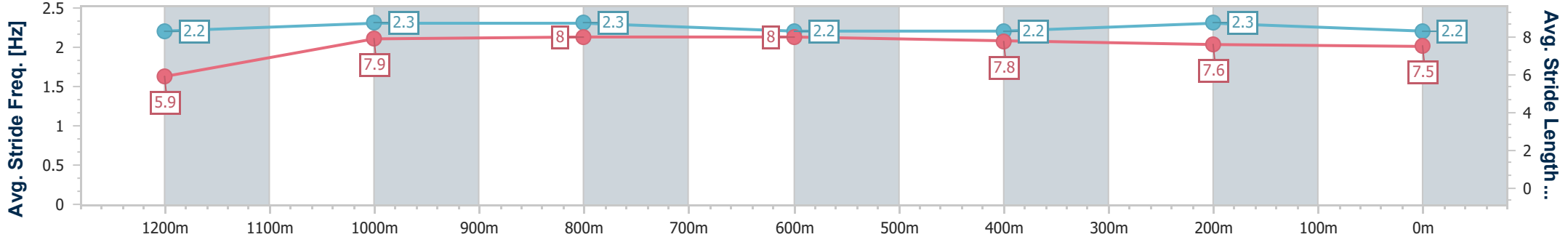
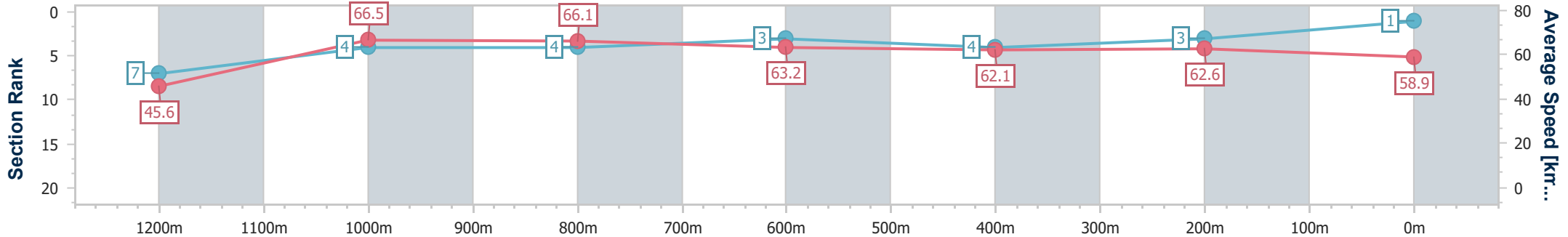


Mackay QLD Professional  
 Race 7: MACKAY CUP SATURDAY 10 AUGUST RATINGS BAND  
 0 - 58 Handicap - 1300m  
 04 July 2024 - 15:38



Track Rating: Good 4, Weather: Fine, Rail Position: True

Section	Overall	1200m	1000m	800m	600m	400m	200m
Section Times	1:16.76 [1] (0:07.90)	1:08.86 [7] (0:10.87)	0:57.99 [4] (0:11.01)	0:46.98 [4] (0:11.47)	0:35.51 [3] (0:11.74)	0:23.77 [4] (0:11.60)	0:12.17 [3] (0:12.17)
Average Speed [km/h]	45.6	66.5	66.1	63.2	62.1	62.6	58.9
Top Speed [km/h]	64.7	67.7	67.1	65.1	62.8	63.4	62.1
Avg. Dist. to Rail [m]	8.7	3.5	2.5	2.8	1.4	5.1	8.8
Avg. Stride Freq. [Hz]	2.2	2.3	2.3	2.2	2.2	2.3	2.2
Avg. Stride Length [m]	5.9	7.9	8.0	8.0	7.8	7.6	7.5



- [ ] Ranking at each section and finish
- .-.- No data available at this section
- NA No data available



Horse/Jockey Name	Obliquity
Final Rank	2
Fastest Section Time (Section)	0:07.83 (Overall)
Top Speed [km/h] (Section)	69.0 (1200m)
Race State	Finished



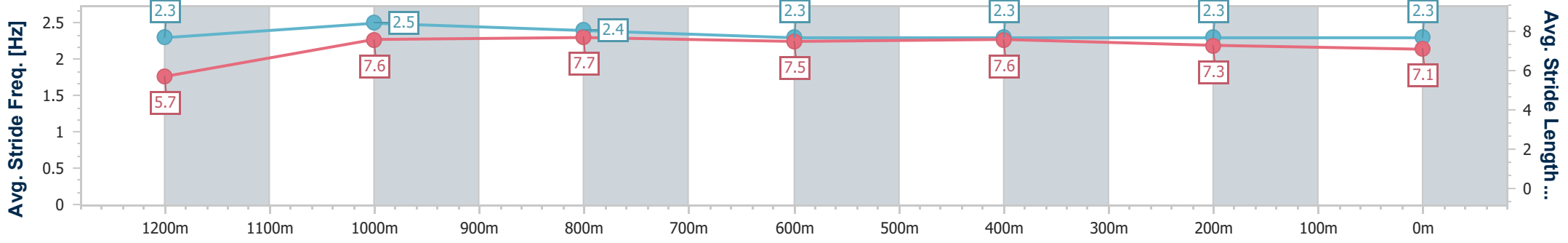
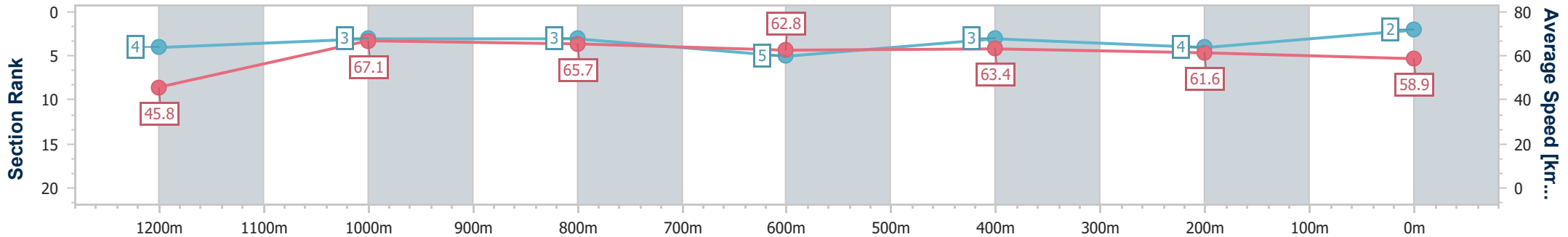
Mackay QLD Professional  
Race 7: MACKAY CUP SATURDAY 10 AUGUST RATINGS BAND  
0 - 58 Handicap - 1300m



04 July 2024 - 15:38

Track Rating: Good 4, Weather: Fine, Rail Position: True

Section	Overall	1200m	1000m	800m	600m	400m	200m
Section Times	1:16.97 [2] (0:07.83)	1:09.14 [4] (0:10.83)	0:58.31 [3] (0:11.09)	0:47.22 [3] (0:11.56)	0:35.66 [5] (0:11.66)	0:24.00 [3] (0:11.79)	0:12.21 [4] (0:12.21)
Average Speed [km/h]	45.8	67.1	65.7	62.8	63.4	61.6	58.9
Top Speed [km/h]	63.8	69.0	68.3	63.9	65.2	62.5	62.7
Avg. Dist. to Rail [m]	10.0	5.3	3.8	4.1	3.1	4.9	6.0
Avg. Stride Freq. [Hz]	2.3	2.5	2.4	2.3	2.3	2.3	2.3
Avg. Stride Length [m]	5.7	7.6	7.7	7.5	7.6	7.3	7.1



- [ ] Ranking at each section and finish
- .-.- No data available at this section
- NA No data available



Horse/Jockey Name	Mil Ciento
Final Rank	3
Fastest Section Time (Section)	0:08.18 (Overall)
Top Speed [km/h] (Section)	67.6 (1200m)
Race State	Finished

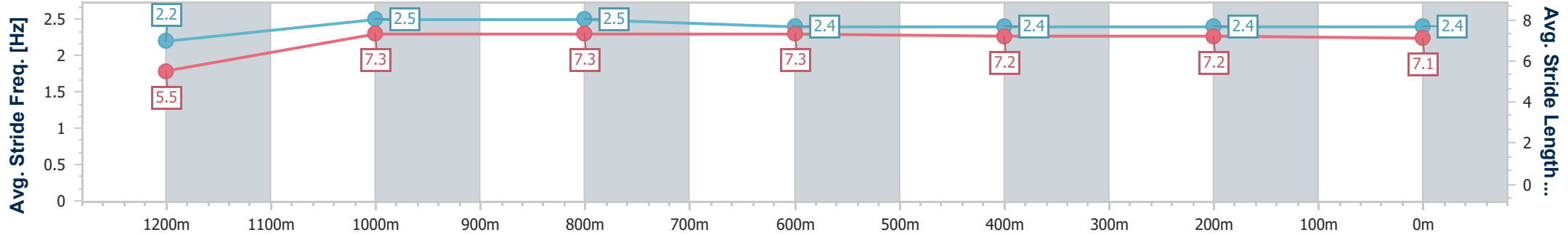
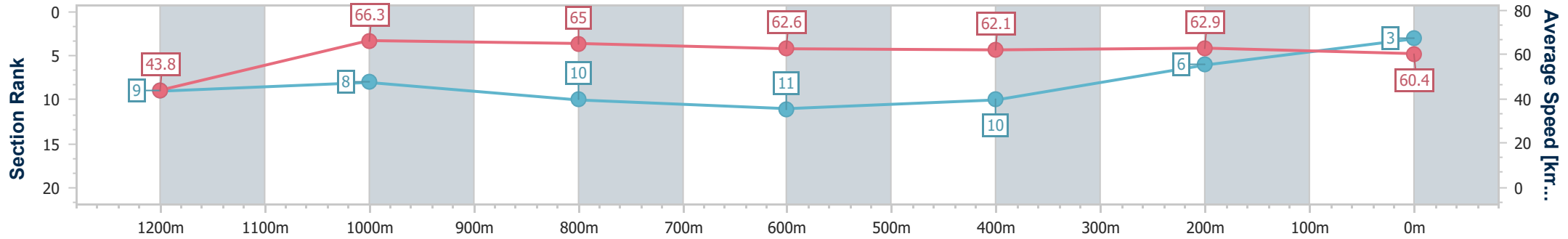


Mackay QLD Professional  
 Race 7: MACKAY CUP SATURDAY 10 AUGUST RATINGS BAND  
 0 - 58 Handicap - 1300m  
 04 July 2024 - 15:38



Track Rating: Good 4, Weather: Fine, Rail Position: True

Section	Overall	1200m	1000m	800m	600m	400m	200m
Section Times	1:17.02 [3] (0:08.18)	1:08.84 [9] (0:10.93)	0:57.91 [8] (0:11.22)	0:46.69 [10] (0:11.64)	0:35.05 [11] (0:11.63)	0:23.42 [10] (0:11.51)	0:11.91 [6] (0:11.91)
Average Speed [km/h]	43.8	66.3	65.0	62.6	62.1	62.9	60.4
Top Speed [km/h]	64.8	67.6	66.8	63.6	63.1	63.7	62.7
Avg. Dist. to Rail [m]	4.8	2.3	4.4	5.0	0.7	3.4	8.6
Avg. Stride Freq. [Hz]	2.2	2.5	2.5	2.4	2.4	2.4	2.4
Avg. Stride Length [m]	5.5	7.3	7.3	7.3	7.2	7.2	7.1



- [ ] Ranking at each section and finish
- .-.- No data available at this section
- NA No data available





Horse/Jockey Name	Sennaprost
Final Rank	4
Fastest Section Time (Section)	0:07.82 (Overall)
Top Speed [km/h] (Section)	68.5 (1200m)
Race State	Finished

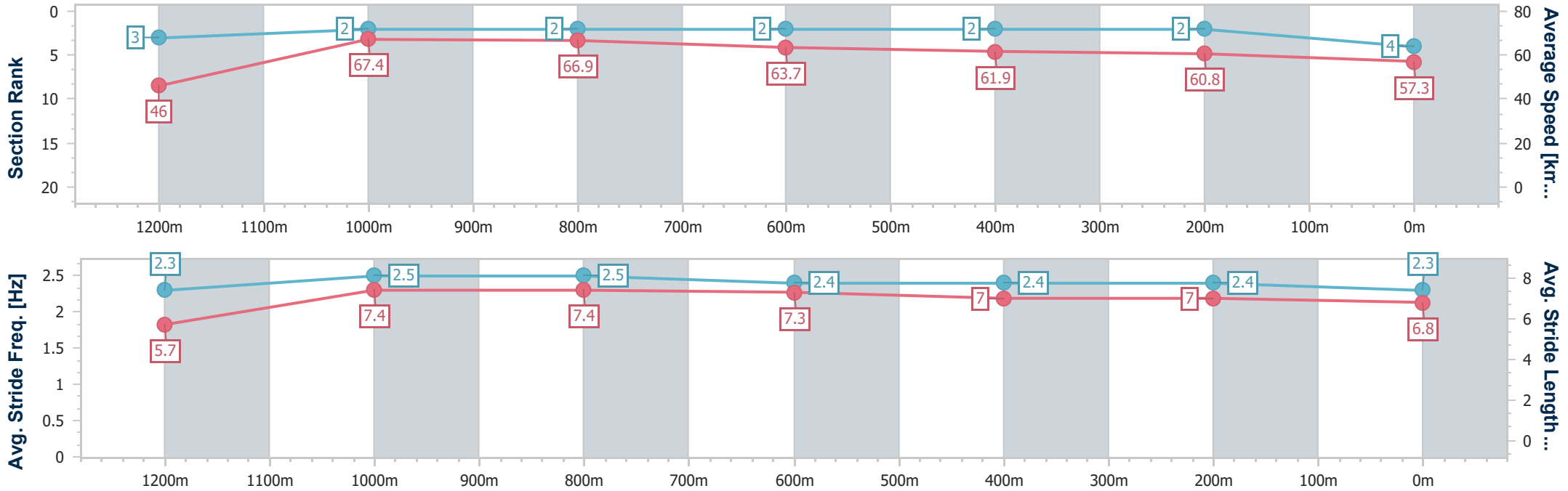


Mackay QLD Professional  
 Race 7: MACKAY CUP SATURDAY 10 AUGUST RATINGS BAND  
 0 - 58 Handicap - 1300m  
 04 July 2024 - 15:38



Track Rating: Good 4, Weather: Fine, Rail Position: True

Section	Overall	1200m	1000m	800m	600m	400m	200m
Section Times	1:17.05 [4] (0:07.82)	1:09.23 [3] (0:10.79)	0:58.44 [2] (0:10.90)	0:47.54 [2] (0:11.44)	0:36.10 [2] (0:11.66)	0:24.44 [2] (0:11.88)	0:12.56 [2] (0:12.56)
Average Speed [km/h]	46.0	67.4	66.9	63.7	61.9	60.8	57.3
Top Speed [km/h]	63.9	68.5	68.3	65.1	63.3	61.7	60.9
Avg. Dist. to Rail [m]	12.5	7.6	4.1	3.3	0.9	3.1	6.8
Avg. Stride Freq. [Hz]	2.3	2.5	2.5	2.4	2.4	2.4	2.3
Avg. Stride Length [m]	5.7	7.4	7.4	7.3	7.0	7.0	6.8



- [ ] Ranking at each section and finish
- .-.- No data available at this section
- NA No data available



Horse/Jockey Name	Skylight Song
Final Rank	5
Fastest Section Time (Section)	0:07.66 (Overall)
Top Speed [km/h] (Section)	69.4 (1200m)
Race State	Finished

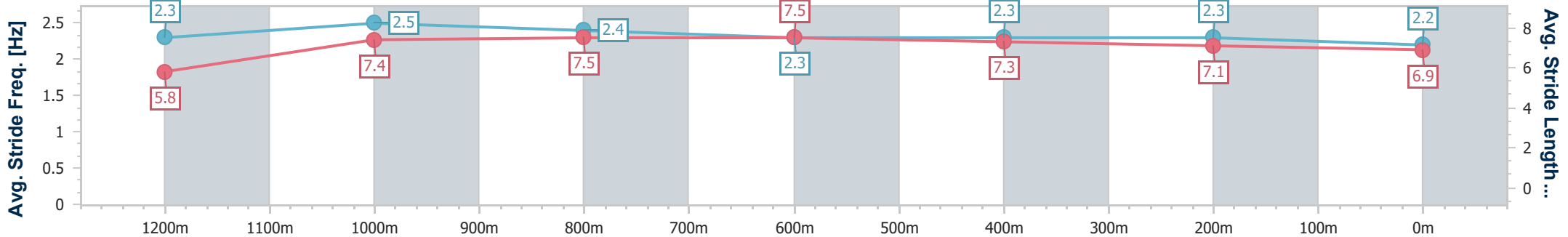
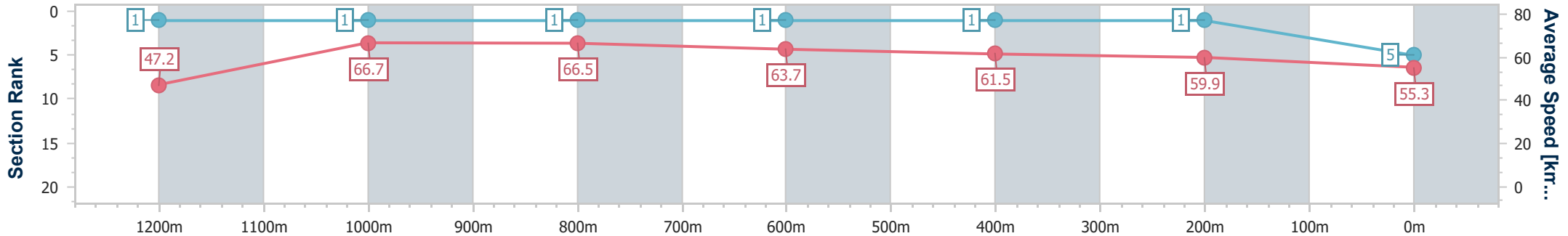


Mackay QLD Professional  
 Race 7: MACKAY CUP SATURDAY 10 AUGUST RATINGS BAND  
 0 - 58 Handicap - 1300m  
 04 July 2024 - 15:38



Track Rating: Good 4, Weather: Fine, Rail Position: True

Section	Overall	1200m	1000m	800m	600m	400m	200m
Section Times	1:17.48 [5] (0:07.66)	1:09.82 [1] (0:10.83)	0:58.99 [1] (0:10.83)	0:48.16 [1] (0:11.33)	0:36.83 [1] (0:11.77)	0:25.06 [1] (0:12.04)	0:13.02 [1] (0:13.02)
Average Speed [km/h]	47.2	66.7	66.5	63.7	61.5	59.9	55.3
Top Speed [km/h]	64.4	69.4	67.5	64.9	62.2	61.9	58.2
Avg. Dist. to Rail [m]	4.8	2.3	1.4	1.3	0.5	2.7	5.0
Avg. Stride Freq. [Hz]	2.3	2.5	2.4	2.3	2.3	2.3	2.2
Avg. Stride Length [m]	5.8	7.4	7.5	7.5	7.3	7.1	6.9



- [ ] Ranking at each section and finish
- .-.- No data available at this section
- NA No data available



Horse/Jockey Name	Sensationabull
Final Rank	6
Fastest Section Time (Section)	0:07.86 (Overall)
Top Speed [km/h] (Section)	67.1 (1200m)
Race State	Finished

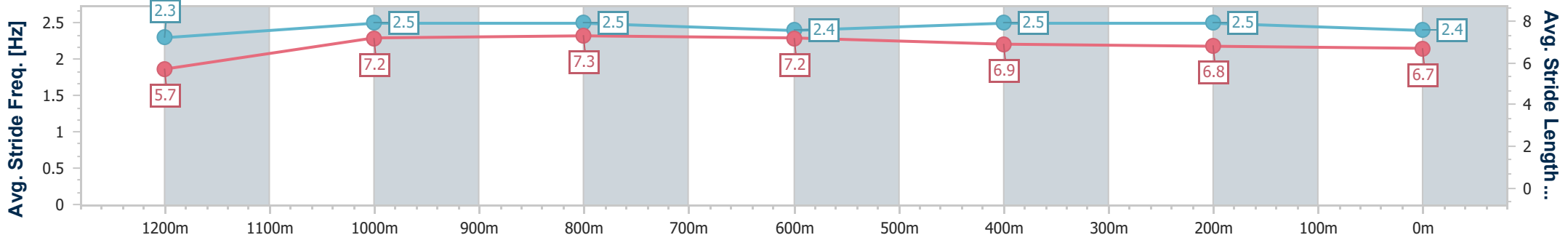
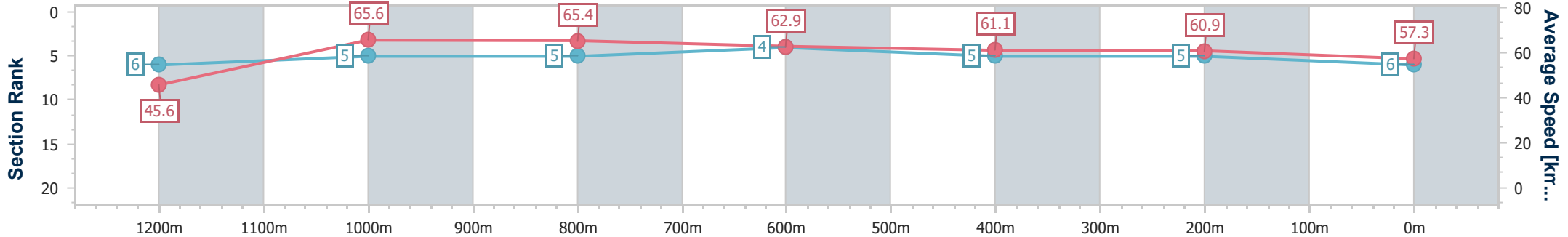


Mackay QLD Professional  
 Race 7: MACKAY CUP SATURDAY 10 AUGUST RATINGS BAND  
 0 - 58 Handicap - 1300m  
 04 July 2024 - 15:38



Track Rating: Good 4, Weather: Fine, Rail Position: True

Section	Overall	1200m	1000m	800m	600m	400m	200m
Section Times	1:17.57 [6] (0:07.86)	1:09.71 [6] (0:10.98)	0:58.73 [5] (0:11.03)	0:47.70 [5] (0:11.43)	0:36.27 [4] (0:11.83)	0:24.44 [5] (0:11.87)	0:12.57 [5] (0:12.57)
Average Speed [km/h]	45.6	65.6	65.4	62.9	61.1	60.9	57.3
Top Speed [km/h]	63.1	67.1	67.0	64.1	61.9	61.2	60.3
Avg. Dist. to Rail [m]	2.6	0.5	0.4	0.8	0.4	1.9	1.7
Avg. Stride Freq. [Hz]	2.3	2.5	2.5	2.4	2.5	2.5	2.4
Avg. Stride Length [m]	5.7	7.2	7.3	7.2	6.9	6.8	6.7



- [ ] Ranking at each section and finish
- .-.- No data available at this section
- NA No data available



Horse/Jockey Name	Divine Hunter
Final Rank	7
Fastest Section Time (Section)	0:08.23 (Overall)
Top Speed [km/h] (Section)	65.7 (1000m)
Race State	Finished

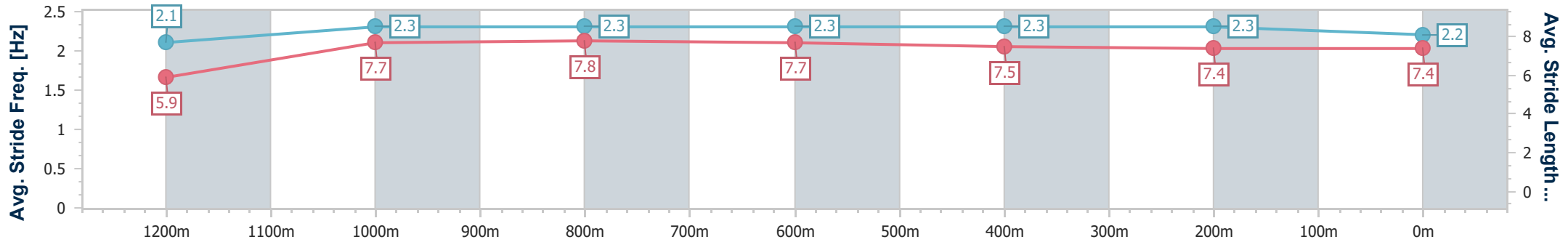
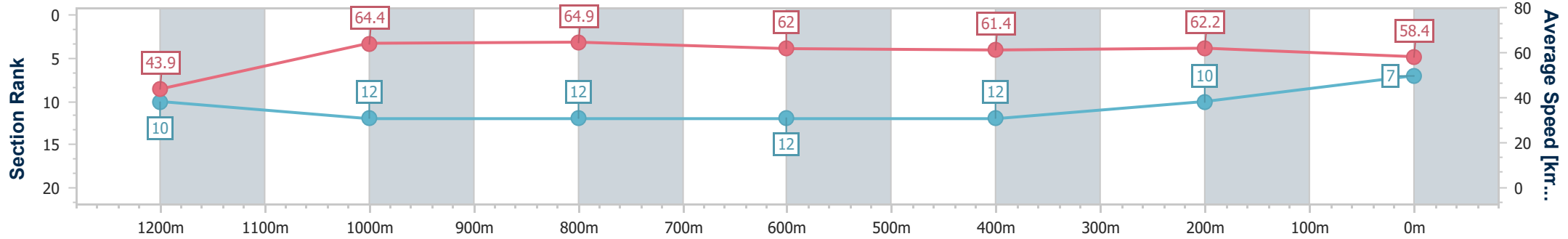


Mackay QLD Professional  
 Race 7: MACKAY CUP SATURDAY 10 AUGUST RATINGS BAND  
 0 - 58 Handicap - 1300m  
 04 July 2024 - 15:38



Track Rating: Good 4, Weather: Fine, Rail Position: True

Section	Overall	1200m	1000m	800m	600m	400m	200m
Section Times	1:17.66 [7] (0:08.23)	1:09.43 [10] (0:11.20)	0:58.23 [12] (0:11.08)	0:47.15 [12] (0:11.54)	0:35.61 [12] (0:11.70)	0:23.91 [12] (0:11.59)	0:12.32 [10] (0:12.32)
Average Speed [km/h]	43.9	64.4	64.9	62.0	61.4	62.2	58.4
Top Speed [km/h]	61.3	64.9	65.7	63.4	63.0	63.0	61.1
Avg. Dist. to Rail [m]	5.7	1.6	0.9	1.1	0.8	2.9	6.3
Avg. Stride Freq. [Hz]	2.1	2.3	2.3	2.3	2.3	2.3	2.2
Avg. Stride Length [m]	5.9	7.7	7.8	7.7	7.5	7.4	7.4



- [ ] Ranking at each section and finish
- .-.- No data available at this section
- NA No data available



Horse/Jockey Name	Wandjina Spirit
Final Rank	8
Fastest Section Time (Section)	0:08.27 (Overall)
Top Speed [km/h] (Section)	66.5 (1200m)
Race State	Finished

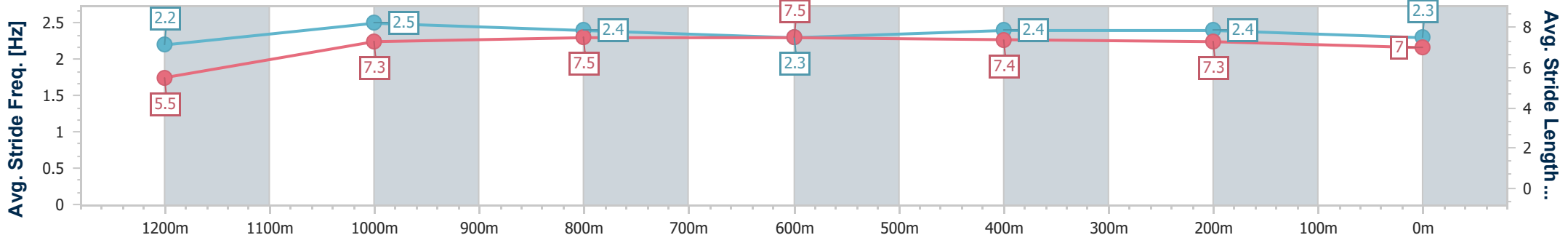
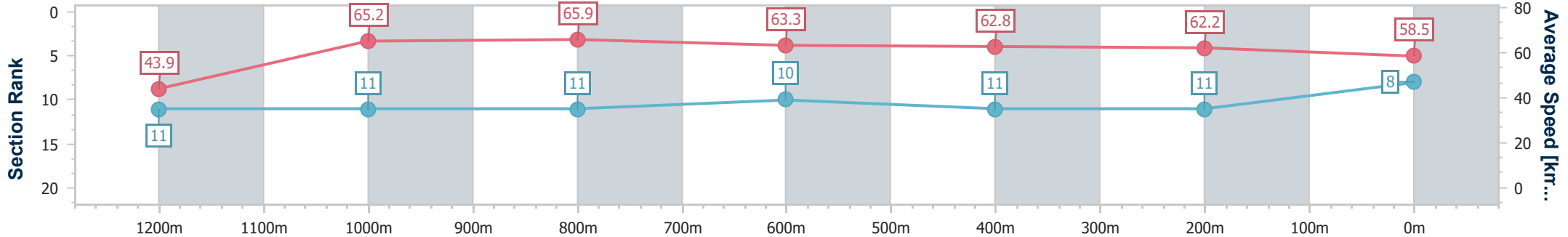


Mackay QLD Professional  
 Race 7: MACKAY CUP SATURDAY 10 AUGUST RATINGS BAND  
 0 - 58 Handicap - 1300m  
 04 July 2024 - 15:38



Track Rating: Good 4, Weather: Fine, Rail Position: True

Section	Overall	1200m	1000m	800m	600m	400m	200m
Section Times	1:17.69 [8] (0:08.27)	1:09.42 [11] (0:11.12)	0:58.30 [11] (0:11.07)	0:47.23 [11] (0:11.47)	0:35.76 [10] (0:11.73)	0:24.03 [11] (0:11.70)	0:12.33 [11] (0:12.33)
Average Speed [km/h]	43.9	65.2	65.9	63.3	62.8	62.2	58.5
Top Speed [km/h]	61.9	66.5	66.5	65.9	63.6	62.7	61.7
Avg. Dist. to Rail [m]	14.1	6.8	3.3	3.4	2.8	6.5	8.8
Avg. Stride Freq. [Hz]	2.2	2.5	2.4	2.3	2.4	2.4	2.3
Avg. Stride Length [m]	5.5	7.3	7.5	7.5	7.4	7.3	7.0



- [ ] Ranking at each section and finish
- .-.- No data available at this section
- NA No data available



Horse/Jockey Name	Our Heart Throb
Final Rank	9
Fastest Section Time (Section)	0:08.35 (Overall)
Top Speed [km/h] (Section)	67.0 (1000m)
Race State	Finished

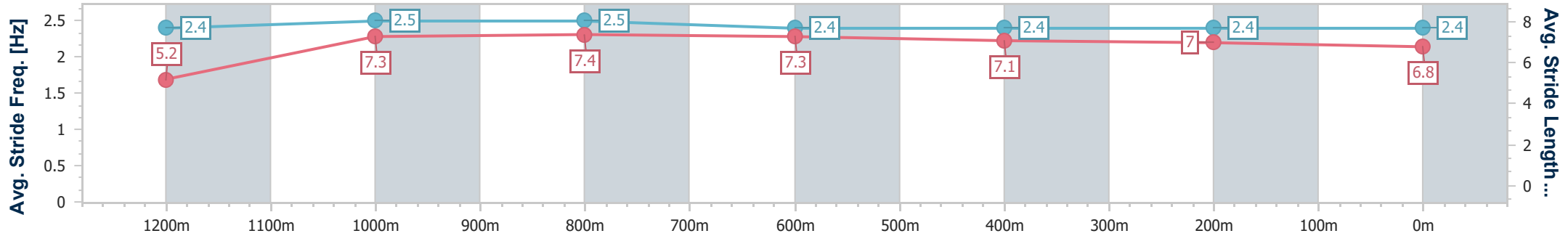
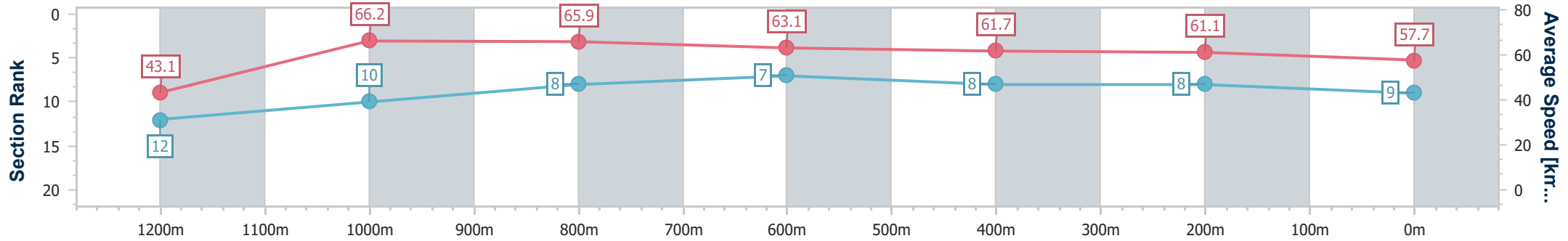


Mackay QLD Professional  
 Race 7: MACKAY CUP SATURDAY 10 AUGUST RATINGS BAND  
 0 - 58 Handicap - 1300m  
 04 July 2024 - 15:38



Track Rating: Good 4, Weather: Fine, Rail Position: True

Section	Overall	1200m	1000m	800m	600m	400m	200m
Section Times	1:17.73 [9] (0:08.35)	1:09.38 [12] (0:10.86)	0:58.52 [10] (0:10.95)	0:47.57 [8] (0:11.49)	0:36.08 [7] (0:11.80)	0:24.28 [8] (0:11.81)	0:12.47 [8] (0:12.47)
Average Speed [km/h]	43.1	66.2	65.9	63.1	61.7	61.1	57.7
Top Speed [km/h]	64.2	66.9	67.0	64.1	62.6	61.8	60.3
Avg. Dist. to Rail [m]	0.6	0.6	0.7	2.0	1.4	2.7	3.8
Avg. Stride Freq. [Hz]	2.4	2.5	2.5	2.4	2.4	2.4	2.4
Avg. Stride Length [m]	5.2	7.3	7.4	7.3	7.1	7.0	6.8



- [ ] Ranking at each section and finish
- .-.- No data available at this section
- NA No data available



Horse/Jockey Name	Chilli Palmer
Final Rank	10
Fastest Section Time (Section)	0:07.84 (Overall)
Top Speed [km/h] (Section)	67.2 (1000m)
Race State	Finished

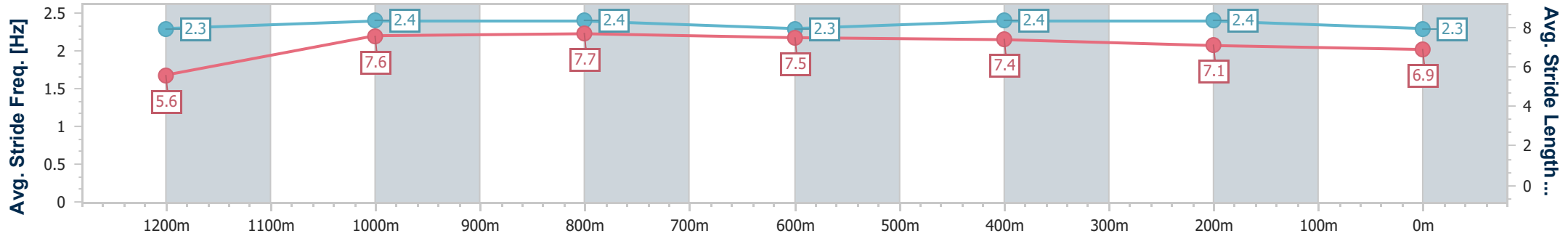
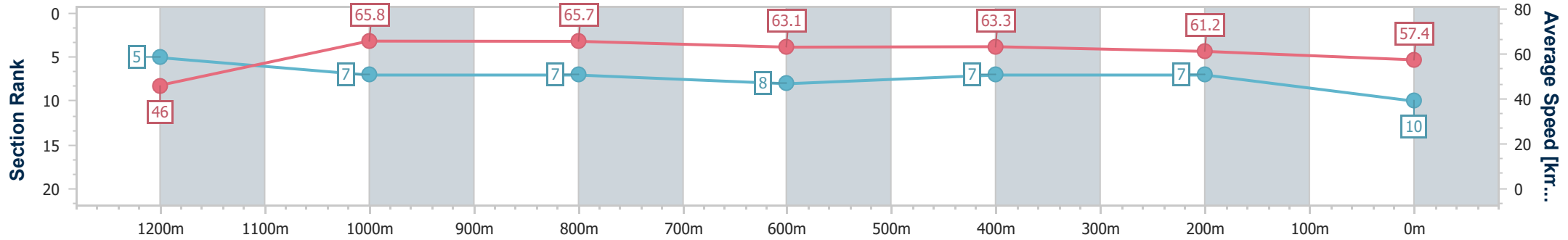


Mackay QLD Professional  
 Race 7: MACKAY CUP SATURDAY 10 AUGUST RATINGS BAND  
 0 - 58 Handicap - 1300m  
 04 July 2024 - 15:38



Track Rating: Good 4, Weather: Fine, Rail Position: True

Section	Overall	1200m	1000m	800m	600m	400m	200m
Section Times	1:17.74 [10] (0:07.84)	1:09.90 [5] (0:11.07)	0:58.83 [7] (0:11.16)	0:47.67 [7] (0:11.62)	0:36.05 [8] (0:11.67)	0:24.38 [7] (0:11.81)	0:12.57 [7] (0:12.57)
Average Speed [km/h]	46.0	65.8	65.7	63.1	63.3	61.2	57.4
Top Speed [km/h]	63.4	67.0	67.2	64.0	63.9	62.4	62.1
Avg. Dist. to Rail [m]	12.1	7.3	5.9	6.4	3.2	3.7	4.9
Avg. Stride Freq. [Hz]	2.3	2.4	2.4	2.3	2.4	2.4	2.3
Avg. Stride Length [m]	5.6	7.6	7.7	7.5	7.4	7.1	6.9



- [ ] Ranking at each section and finish
- .-.- No data available at this section
- NA No data available



Horse/Jockey Name	Roznamla
Final Rank	11
Fastest Section Time (Section)	0:08.42 (Overall)
Top Speed [km/h] (Section)	65.8 (1200m)
Race State	Finished

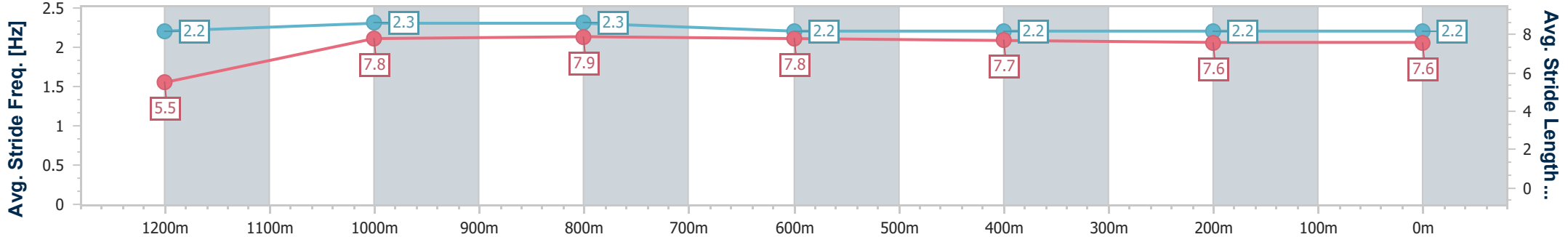
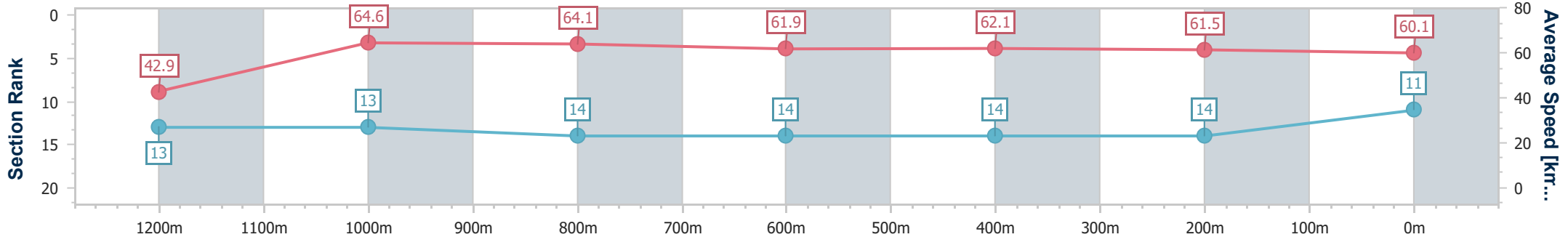


Mackay QLD Professional  
 Race 7: MACKAY CUP SATURDAY 10 AUGUST RATINGS BAND  
 0 - 58 Handicap - 1300m  
 04 July 2024 - 15:38



Track Rating: Good 4, Weather: Fine, Rail Position: True

Section	Overall	1200m	1000m	800m	600m	400m	200m
Section Times	1:17.94 [11] (0:08.42)	1:09.52 [13] (0:11.18)	0:58.34 [13] (0:11.26)	0:47.08 [14] (0:11.71)	0:35.37 [14] (0:11.66)	0:23.71 [14] (0:11.72)	0:11.99 [14] (0:11.99)
Average Speed [km/h]	42.9	64.6	64.1	61.9	62.1	61.5	60.1
Top Speed [km/h]	60.6	65.8	65.2	62.7	62.5	62.4	61.8
Avg. Dist. to Rail [m]	7.3	2.1	1.9	1.9	0.4	2.9	7.5
Avg. Stride Freq. [Hz]	2.2	2.3	2.3	2.2	2.2	2.2	2.2
Avg. Stride Length [m]	5.5	7.8	7.9	7.8	7.7	7.6	7.6



- [ ] Ranking at each section and finish
- .-.- No data available at this section
- NA No data available





Horse/Jockey Name	Nine Carats
Final Rank	12
Fastest Section Time (Section)	0:07.99 (Overall)
Top Speed [km/h] (Section)	66.8 (1000m)
Race State	Finished



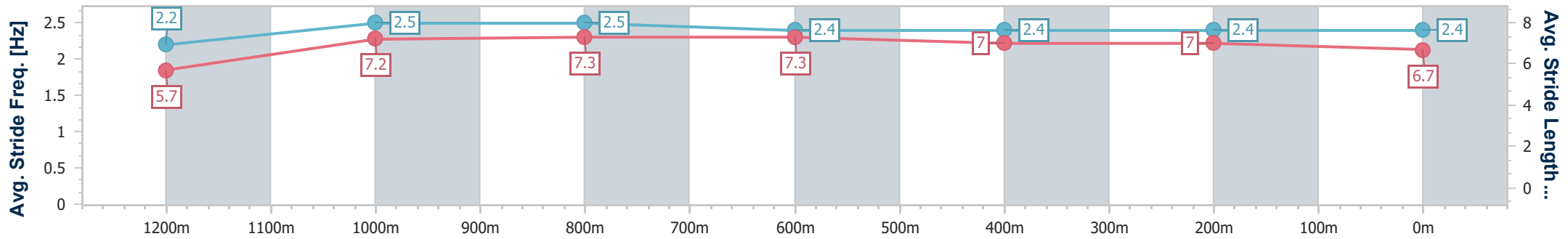
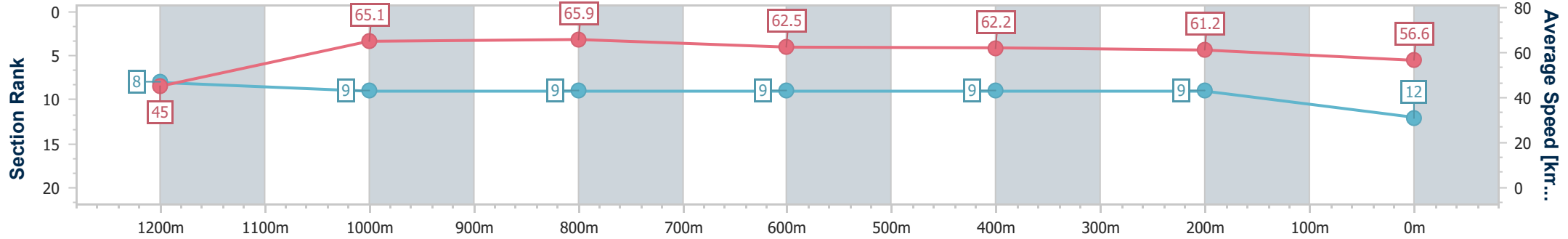
Mackay QLD Professional  
Race 7: MACKAY CUP SATURDAY 10 AUGUST RATINGS BAND  
0 - 58 Handicap - 1300m



04 July 2024 - 15:38

Track Rating: Good 4, Weather: Fine, Rail Position: True

Section	Overall	1200m	1000m	800m	600m	400m	200m
Section Times	1:18.02 [12] (0:07.99)	1:10.03 [8] (0:11.17)	0:58.86 [9] (0:11.01)	0:47.85 [9] (0:11.62)	0:36.23 [9] (0:11.71)	0:24.52 [9] (0:11.81)	0:12.71 [9] (0:12.71)
Average Speed [km/h]	45.0	65.1	65.9	62.5	62.2	61.2	56.6
Top Speed [km/h]	60.4	66.5	66.8	64.2	63.1	63.0	59.5
Avg. Dist. to Rail [m]	13.8	5.8	2.2	2.4	1.4	4.4	6.9
Avg. Stride Freq. [Hz]	2.2	2.5	2.5	2.4	2.4	2.4	2.4
Avg. Stride Length [m]	5.7	7.2	7.3	7.3	7.0	7.0	6.7



- [ ] Ranking at each section and finish
- .-.- No data available at this section
- NA No data available



Horse/Jockey Name	Make It Flashy
Final Rank	13
Fastest Section Time (Section)	0:08.68 (Overall)
Top Speed [km/h] (Section)	67.4 (1200m)
Race State	Finished

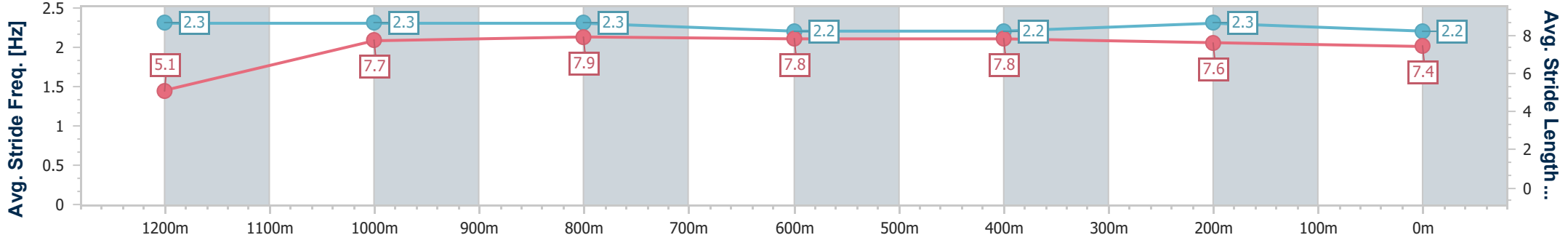
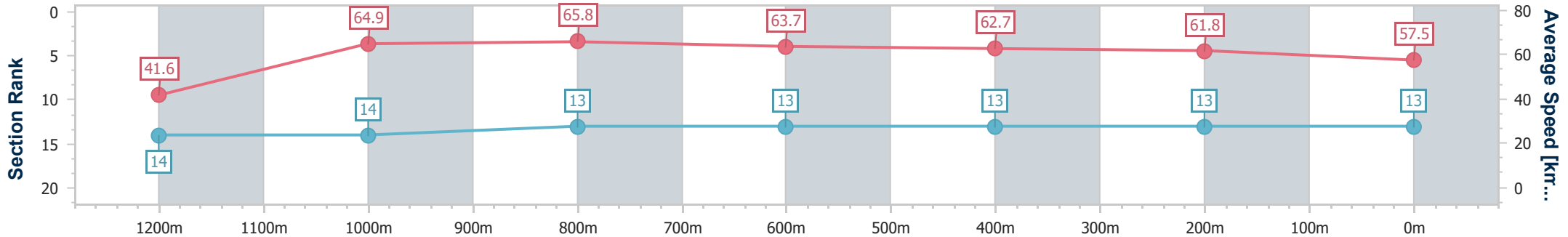


Mackay QLD Professional  
 Race 7: MACKAY CUP SATURDAY 10 AUGUST RATINGS BAND  
 0 - 58 Handicap - 1300m  
 04 July 2024 - 15:38



Track Rating: Good 4, Weather: Fine, Rail Position: True

Section	Overall	1200m	1000m	800m	600m	400m	200m
Section Times	1:18.06 [13] (0:08.68)	1:09.38 [14] (0:11.12)	0:58.26 [14] (0:11.03)	0:47.23 [13] (0:11.35)	0:35.88 [13] (0:11.61)	0:24.27 [13] (0:11.71)	0:12.56 [13] (0:12.56)
Average Speed [km/h]	41.6	64.9	65.8	63.7	62.7	61.8	57.5
Top Speed [km/h]	60.9	67.4	66.8	65.4	63.6	62.5	60.3
Avg. Dist. to Rail [m]	11.5	3.5	1.8	1.7	1.5	4.4	6.1
Avg. Stride Freq. [Hz]	2.3	2.3	2.3	2.2	2.2	2.3	2.2
Avg. Stride Length [m]	5.1	7.7	7.9	7.8	7.8	7.6	7.4



- [ ] Ranking at each section and finish
- .-.- No data available at this section
- NA No data available



Horse/Jockey Name	Test of War
Final Rank	14
Fastest Section Time (Section)	0:07.78 (Overall)
Top Speed [km/h] (Section)	66.4 (1200m)
Race State	Finished

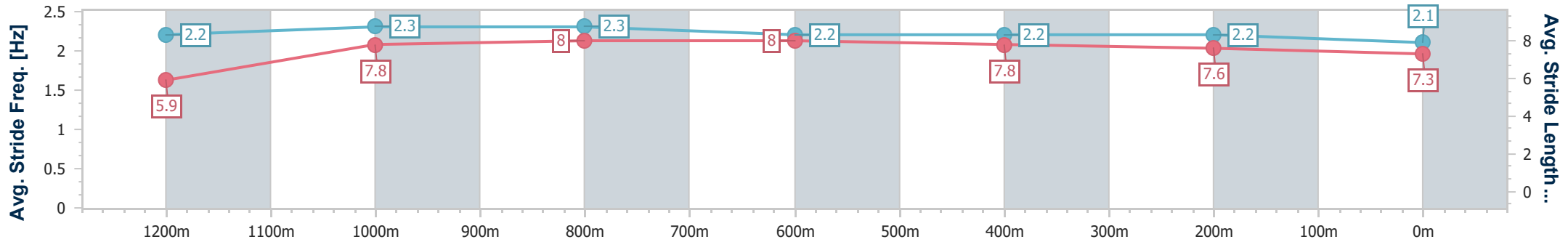
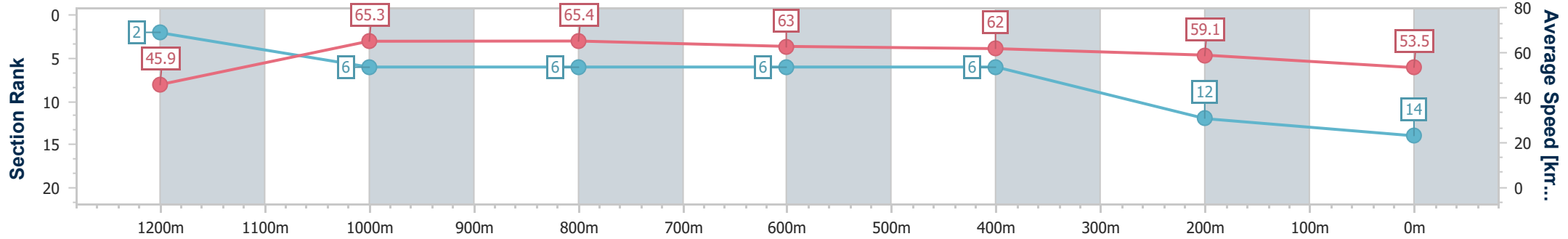


Mackay QLD Professional  
 Race 7: MACKAY CUP SATURDAY 10 AUGUST RATINGS BAND  
 0 - 58 Handicap - 1300m  
 04 July 2024 - 15:38



Track Rating: Good 4, Weather: Fine, Rail Position: True

Section	Overall	1200m	1000m	800m	600m	400m	200m
Section Times	1:18.87 [14] (0:07.78)	1:11.09 [2] (0:11.09)	1:00.00 [6] (0:11.10)	0:48.90 [6] (0:11.51)	0:37.39 [6] (0:11.74)	0:25.65 [6] (0:12.18)	0:13.47 [12] (0:13.47)
Average Speed [km/h]	45.9	65.3	65.4	63.0	62.0	59.1	53.5
Top Speed [km/h]	62.6	66.4	66.0	64.1	62.5	61.4	58.8
Avg. Dist. to Rail [m]	8.9	3.3	2.5	2.4	1.1	3.2	4.6
Avg. Stride Freq. [Hz]	2.2	2.3	2.3	2.2	2.2	2.2	2.1
Avg. Stride Length [m]	5.9	7.8	8.0	8.0	7.8	7.6	7.3



- [ ] Ranking at each section and finish
- .-.- No data available at this section
- NA No data available



# Mackay QLD Professional

## Race 8: BARRY WILLIAMS MEMORIAL LIGHTNING OPEN Handicap - 1100m

04 July 2024 - 16:11



MACKAY TURF CLUB  
Ooralea Racecourse

Track Rating: Good 4, Weather: Fine, Rail Position: True

Section		Overall	1000m	800m	600m	400m	200m	Last 600m					
Field Times		1:03.50 (0:07.63)	0:55.87 (0:10.73)	0:45.14 (0:10.63)	0:34.51 (0:11.17)	0:23.34 (0:11.29)	0:12.05 (0:12.05)	0:34.51					
Rank	TAB Horse/Jockey	Barrier	Top Speed [km/h]	Fastest Section					Margin	Distance Travelled [m]			
1	9 FANAAR Zac Sprie	2	69.1 800m	0:08.08 Overall	1:03.50 [1] (0:08.08)	0:55.42 [8] (0:10.88)	0:44.54 [8] (0:10.72)	0:33.82 [8] (0:11.12)	0:22.70 [8] (0:11.12)	0:11.58 [6] (0:11.58)	1:03.50	0:33.82	
2	1 MONTENEGRO MAN Justin Stanley	4	69.1 800m	0:07.82 Overall	1:03.62 [2] (0:07.82)	0:55.80 [5] (0:10.77)	0:45.03 [5] (0:10.63)	0:34.40 [4] (0:11.19)	0:23.21 [4] (0:11.25)	0:11.96 [3] (0:11.96)	0.68L	0:34.40	-1
3	6 COCHRANE Ron Stewart	3	68.7 800m	0:07.67 Overall	1:03.78 [3] (0:07.67)	0:56.11 [2] (0:10.87)	0:45.24 [3] (0:10.66)	0:34.58 [3] (0:11.13)	0:23.45 [3] (0:11.28)	0:12.17 [2] (0:12.17)	1.6L	0:34.58	-4
4	2 QUEEN ASSASSIN Ryan Wiggins	5	69.1 800m	0:07.63 Overall	1:03.82 [4] (0:07.63)	0:56.19 [1] (0:10.81)	0:45.38 [2] (0:10.60)	0:34.78 [2] (0:11.12)	0:23.66 [1] (0:11.29)	0:12.37 [1] (0:12.37)	1.88L	0:34.78	-7
5	3 OCEAN EMPEROR Justin Huxtable	10	68.6 1000m	0:07.97 Overall	1:03.91 [5] (0:07.97)	0:55.94 [7] (0:10.82)	0:45.12 [6] (0:10.79)	0:34.33 [6] (0:11.15)	0:23.18 [7] (0:11.25)	0:11.93 [8] (0:11.93)	2.36L	0:34.33	-2
6	5 CAPTAIN FOX Corey Bayliss	7	68.9 800m	0:07.90 Overall	1:03.98 [6] (0:07.90)	0:56.08 [6] (0:10.92)	0:45.16 [7] (0:10.78)	0:34.38 [7] (0:11.01)	0:23.37 [6] (0:11.21)	0:12.16 [4] (0:12.16)	2.83L	0:34.38	-8
7	4 CABALO ESCURO Chelsea Jokic	8	70.1 800m	0:08.34 Overall	1:04.04 [7] (0:08.34)	0:55.70 [9] (0:10.82)	0:44.88 [9] (0:10.77)	0:34.11 [9] (0:11.09)	0:23.02 [9] (0:11.21)	0:11.81 [9] (0:11.81)	3.14L	0:34.11	+1
8	8 BOLD HUNTER Jake Bayliss	11	68.7 800m	0:07.78 Overall	1:04.05 [8] (0:07.78)	0:56.27 [3] (0:10.76)	0:45.51 [4] (0:10.76)	0:34.75 [5] (0:11.24)	0:23.51 [5] (0:11.42)	0:12.09 [7] (0:12.09)	3.23L	0:34.75	+2
9	11 KINJINA Warwick Satherley	6	69.5 800m	0:07.78 Overall	1:04.54 [9] (0:07.78)	0:56.76 [4] (0:10.58)	0:46.18 [1] (0:10.63)	0:35.55 [1] (0:11.32)	0:24.23 [2] (0:11.60)	0:12.63 [5] (0:12.63)	6.07L	0:35.55	-2

Scratched: Sensationabull (#13), Eyewitness (#7), Desert Koby (#10), Kahaylaan (#12)



Horse/Jockey Name	Fanaar
Final Rank	1
Fastest Section Time (Section)	0:08.08 (Overall)
Top Speed [km/h] (Section)	69.1 (800m)
Race State	Finished

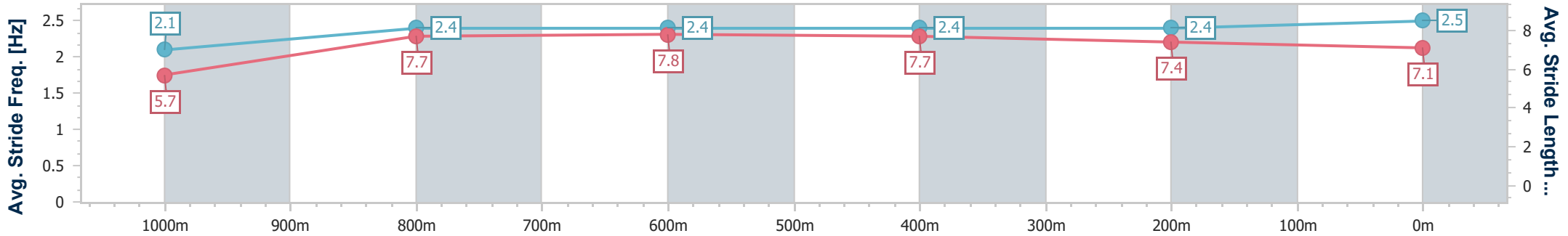
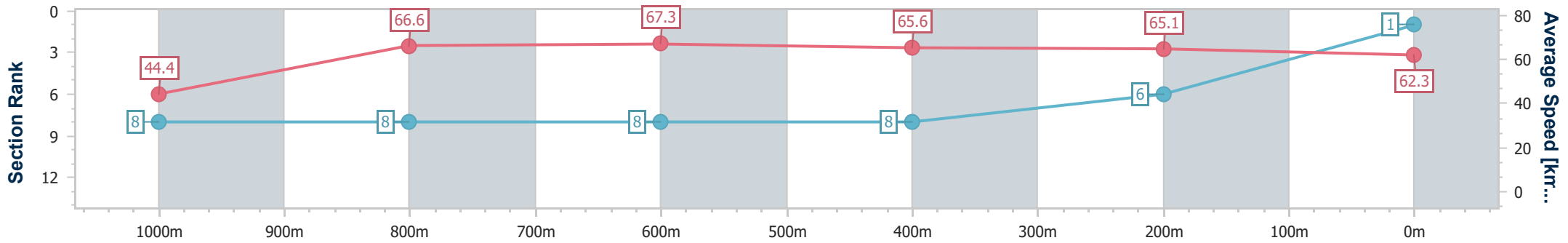


Mackay QLD Professional  
 Race 8: BARRY WILLIAMS MEMORIAL LIGHTNING OPEN  
 Handicap - 1100m  
 04 July 2024 - 16:11



Track Rating: Good 4, Weather: Fine, Rail Position: True

Section	Overall	1000m	800m	600m	400m	200m
Section Times	1:03.50 [1] (0:08.08)	0:55.42 [8] (0:10.88)	0:44.54 [8] (0:10.72)	0:33.82 [8] (0:11.12)	0:22.70 [8] (0:11.12)	0:11.58 [6] (0:11.58)
Average Speed [km/h]	44.4	66.6	67.3	65.6	65.1	62.3
Top Speed [km/h]	62.8	69.0	69.1	66.5	66.6	64.6
Avg. Dist. to Rail [m]	3.3	1.6	1.8	1.4	5.3	7.8
Avg. Stride Freq. [Hz]	2.1	2.4	2.4	2.4	2.4	2.5
Avg. Stride Length [m]	5.7	7.7	7.8	7.7	7.4	7.1



- [ ] Ranking at each section and finish
- .-.- No data available at this section
- NA No data available



Horse/Jockey Name	Montenegro Man
Final Rank	2
Fastest Section Time (Section)	0:07.82 (Overall)
Top Speed [km/h] (Section)	69.1 (800m)
Race State	Finished

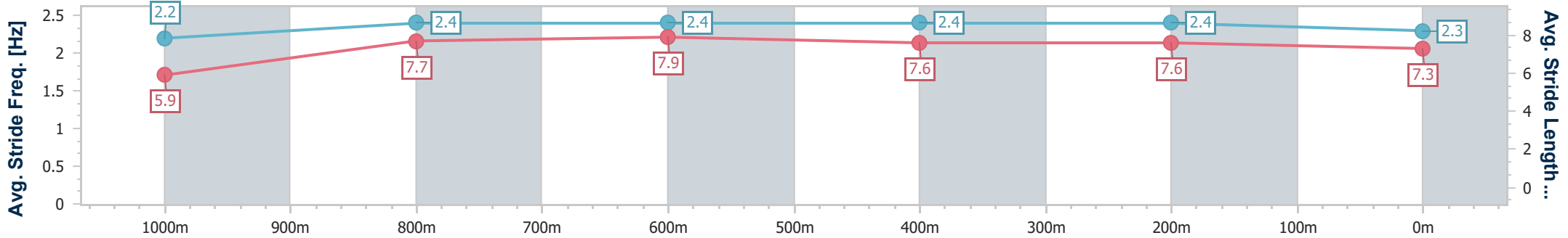
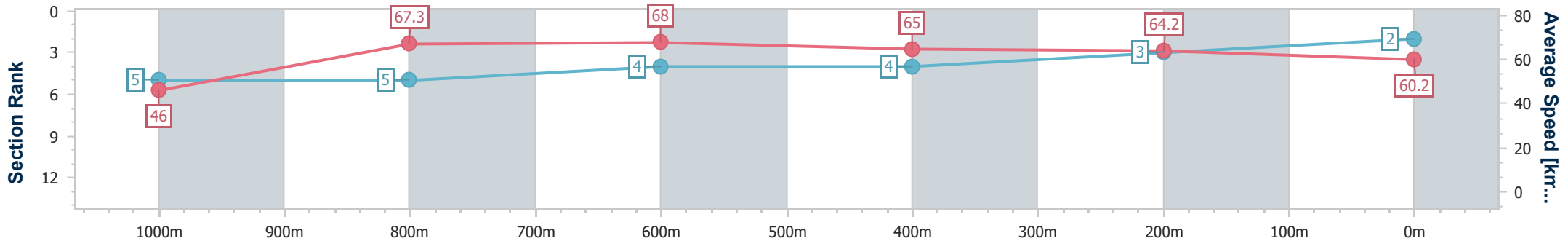


Mackay QLD Professional  
 Race 8: BARRY WILLIAMS MEMORIAL LIGHTNING OPEN  
 Handicap - 1100m  
 04 July 2024 - 16:11



Track Rating: Good 4, Weather: Fine, Rail Position: True

Section	Overall	1000m	800m	600m	400m	200m
Section Times	1:03.62 [2] (0:07.82)	0:55.80 [5] (0:10.77)	0:45.03 [5] (0:10.63)	0:34.40 [4] (0:11.19)	0:23.21 [4] (0:11.25)	0:11.96 [3] (0:11.96)
Average Speed [km/h]	46.0	67.3	68.0	65.0	64.2	60.2
Top Speed [km/h]	64.1	68.3	69.1	66.8	65.8	62.8
Avg. Dist. to Rail [m]	5.0	1.7	1.0	1.4	2.8	3.7
Avg. Stride Freq. [Hz]	2.2	2.4	2.4	2.4	2.4	2.3
Avg. Stride Length [m]	5.9	7.7	7.9	7.6	7.6	7.3



- [ ] Ranking at each section and finish
- .-.- No data available at this section
- NA No data available



Horse/Jockey Name	Cochrane
Final Rank	3
Fastest Section Time (Section)	0:07.67 (Overall)
Top Speed [km/h] (Section)	68.7 (800m)
Race State	Finished

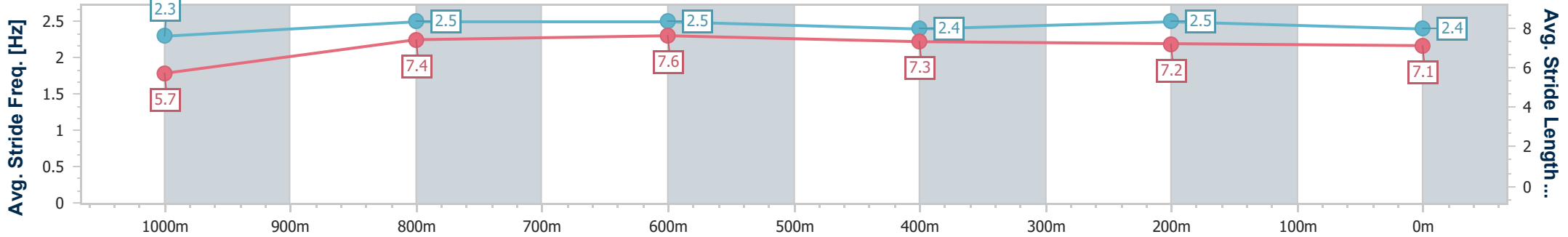
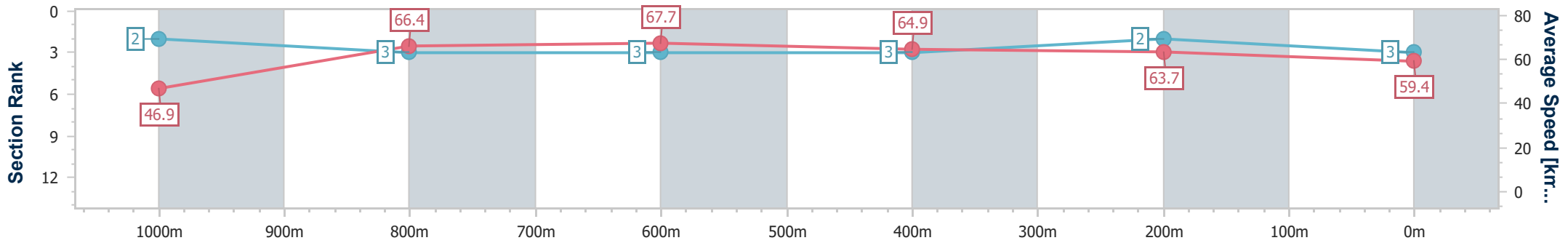


Mackay QLD Professional  
 Race 8: BARRY WILLIAMS MEMORIAL LIGHTNING OPEN  
 Handicap - 1100m  
 04 July 2024 - 16:11



Track Rating: Good 4, Weather: Fine, Rail Position: True

Section	Overall	1000m	800m	600m	400m	200m
Section Times	1:03.78 [3] (0:07.67)	0:56.11 [2] (0:10.87)	0:45.24 [3] (0:10.66)	0:34.58 [3] (0:11.13)	0:23.45 [3] (0:11.28)	0:12.17 [2] (0:12.17)
Average Speed [km/h]	46.9	66.4	67.7	64.9	63.7	59.4
Top Speed [km/h]	62.7	68.4	68.7	67.3	64.4	63.1
Avg. Dist. to Rail [m]	3.9	0.6	0.8	0.5	2.2	3.2
Avg. Stride Freq. [Hz]	2.3	2.5	2.5	2.4	2.5	2.4
Avg. Stride Length [m]	5.7	7.4	7.6	7.3	7.2	7.1



- [ ] Ranking at each section and finish
- .-.- No data available at this section
- NA No data available



Horse/Jockey Name	Queen Assassin
Final Rank	4
Fastest Section Time (Section)	0:07.63 (Overall)
Top Speed [km/h] (Section)	69.1 (800m)
Race State	Finished

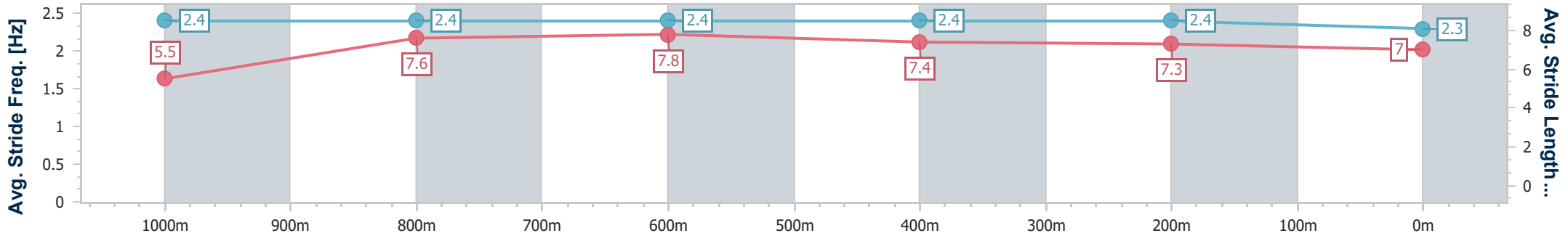
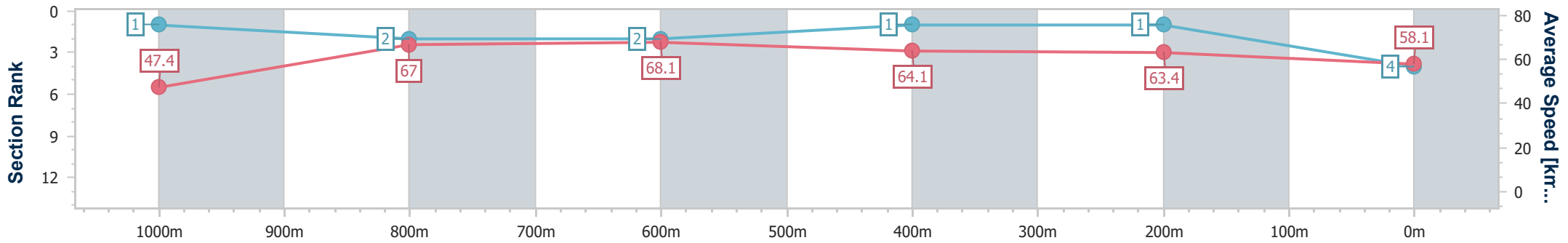


Mackay QLD Professional  
 Race 8: BARRY WILLIAMS MEMORIAL LIGHTNING OPEN  
 Handicap - 1100m  
 04 July 2024 - 16:11



Track Rating: Good 4, Weather: Fine, Rail Position: True

Section	Overall	1000m	800m	600m	400m	200m
Section Times	1:03.82 [4] (0:07.63)	0:56.19 [1] (0:10.81)	0:45.38 [2] (0:10.60)	0:34.78 [2] (0:11.12)	0:23.66 [1] (0:11.29)	0:12.37 [1] (0:12.37)
Average Speed [km/h]	47.4	67.0	68.1	64.1	63.4	58.1
Top Speed [km/h]	65.8	68.7	69.1	66.8	64.5	62.3
Avg. Dist. to Rail [m]	6.0	2.5	2.0	1.6	1.4	0.9
Avg. Stride Freq. [Hz]	2.4	2.4	2.4	2.4	2.4	2.3
Avg. Stride Length [m]	5.5	7.6	7.8	7.4	7.3	7.0



- [ ] Ranking at each section and finish
- .-.- No data available at this section
- NA No data available





Horse/Jockey Name	Ocean Emperor
Final Rank	5
Fastest Section Time (Section)	0:07.97 (Overall)
Top Speed [km/h] (Section)	68.6 (1000m)
Race State	Finished

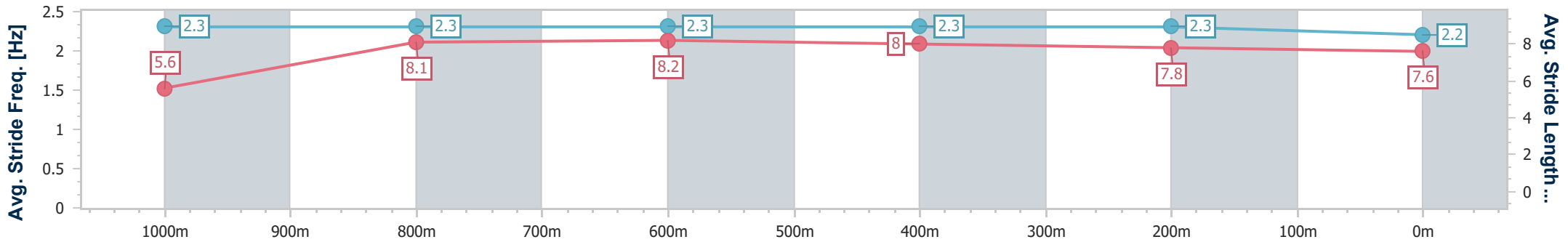
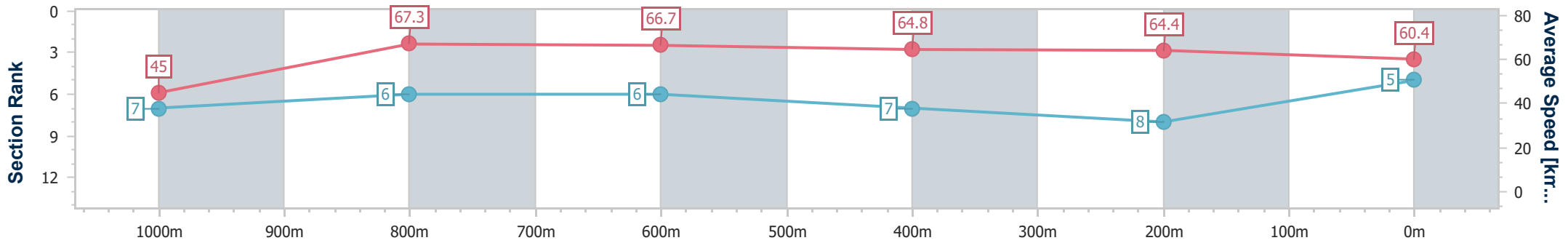


Mackay QLD Professional  
 Race 8: BARRY WILLIAMS MEMORIAL LIGHTNING OPEN  
 Handicap - 1100m  
 04 July 2024 - 16:11



Track Rating: Good 4, Weather: Fine, Rail Position: True

Section	Overall	1000m	800m	600m	400m	200m
Section Times	1:03.91 [5] (0:07.97)	0:55.94 [7] (0:10.82)	0:45.12 [6] (0:10.79)	0:34.33 [6] (0:11.15)	0:23.18 [7] (0:11.25)	0:11.93 [8] (0:11.93)
Average Speed [km/h]	45.0	67.3	66.7	64.8	64.4	60.4
Top Speed [km/h]	64.0	68.6	68.2	65.8	65.2	64.4
Avg. Dist. to Rail [m]	9.3	3.1	0.6	0.8	3.4	5.8
Avg. Stride Freq. [Hz]	2.3	2.3	2.3	2.3	2.3	2.2
Avg. Stride Length [m]	5.6	8.1	8.2	8.0	7.8	7.6



- [ ] Ranking at each section and finish
- .-.- No data available at this section
- NA No data available



Horse/Jockey Name	Captain Fox
Final Rank	6
Fastest Section Time (Section)	0:07.90 (Overall)
Top Speed [km/h] (Section)	68.9 (800m)
Race State	Finished

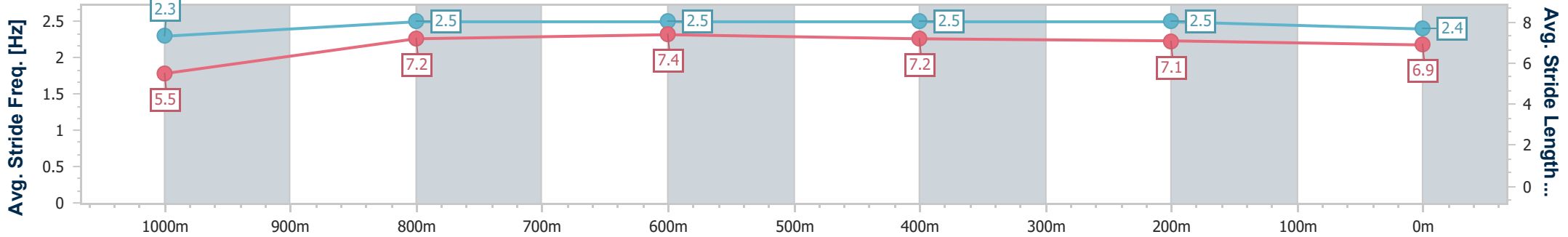
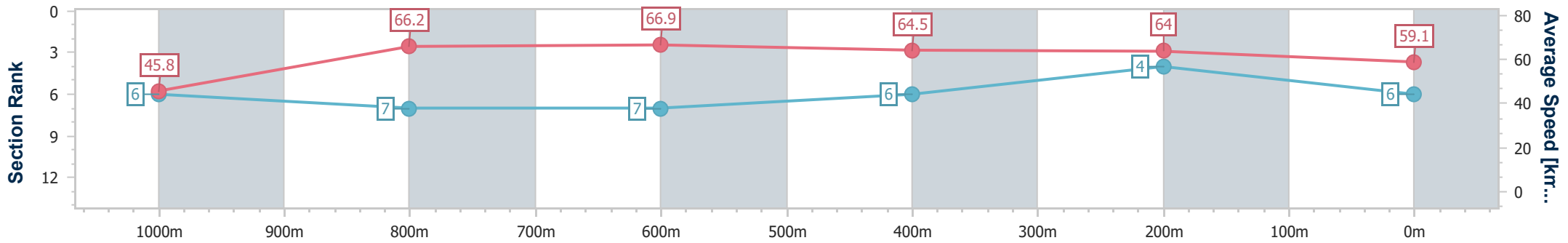


Mackay QLD Professional  
 Race 8: BARRY WILLIAMS MEMORIAL LIGHTNING OPEN  
 Handicap - 1100m  
 04 July 2024 - 16:11



Track Rating: Good 4, Weather: Fine, Rail Position: True

Section	Overall	1000m	800m	600m	400m	200m
Section Times	1:03.98 [6] (0:07.90)	0:56.08 [6] (0:10.92)	0:45.16 [7] (0:10.78)	0:34.38 [7] (0:11.01)	0:23.37 [6] (0:11.21)	0:12.16 [4] (0:12.16)
Average Speed [km/h]	45.8	66.2	66.9	64.5	64.0	59.1
Top Speed [km/h]	62.0	67.8	68.9	65.8	64.5	63.5
Avg. Dist. to Rail [m]	8.2	2.3	0.6	1.7	0.5	1.5
Avg. Stride Freq. [Hz]	2.3	2.5	2.5	2.5	2.5	2.4
Avg. Stride Length [m]	5.5	7.2	7.4	7.2	7.1	6.9



- [ ] Ranking at each section and finish
- .-.- No data available at this section
- NA No data available



Horse/Jockey Name	Cabalo Escuro
Final Rank	7
Fastest Section Time (Section)	0:08.34 (Overall)
Top Speed [km/h] (Section)	70.1 (800m)
Race State	Finished

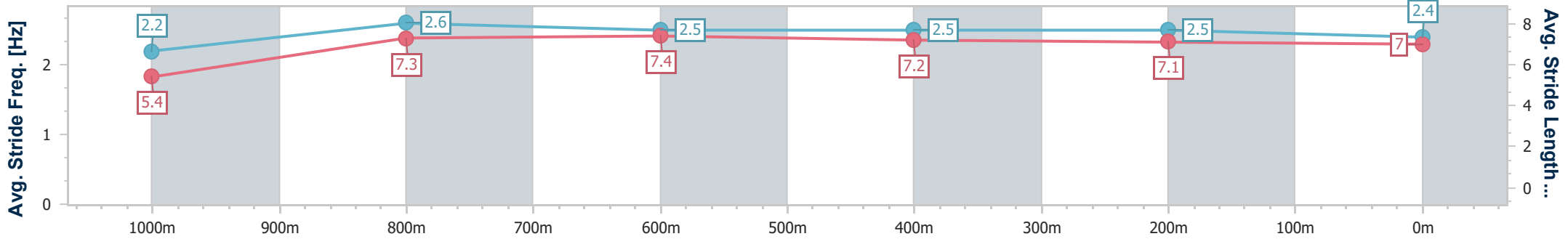
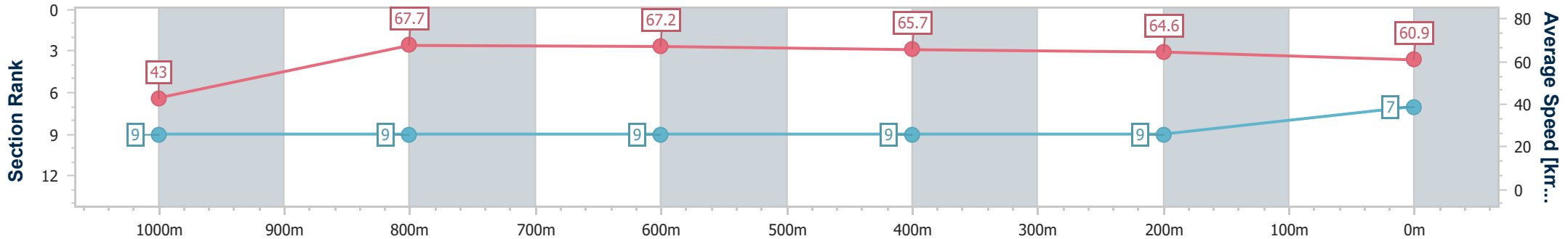


Mackay QLD Professional  
 Race 8: BARRY WILLIAMS MEMORIAL LIGHTNING OPEN  
 Handicap - 1100m  
 04 July 2024 - 16:11



Track Rating: Good 4, Weather: Fine, Rail Position: True

Section	Overall	1000m	800m	600m	400m	200m
Section Times	1:04.04 [7] (0:08.34)	0:55.70 [9] (0:10.82)	0:44.88 [9] (0:10.77)	0:34.11 [9] (0:11.09)	0:23.02 [9] (0:11.21)	0:11.81 [9] (0:11.81)
Average Speed [km/h]	43.0	67.7	67.2	65.7	64.6	60.9
Top Speed [km/h]	61.1	69.7	70.1	67.2	66.0	63.7
Avg. Dist. to Rail [m]	9.0	4.3	2.8	1.4	4.7	7.6
Avg. Stride Freq. [Hz]	2.2	2.6	2.5	2.5	2.5	2.4
Avg. Stride Length [m]	5.4	7.3	7.4	7.2	7.1	7.0



- [ ] Ranking at each section and finish
- .-.- No data available at this section
- NA No data available



Horse/Jockey Name	Bold Hunter
Final Rank	8
Fastest Section Time (Section)	0:07.78 (Overall)
Top Speed [km/h] (Section)	68.7 (800m)
Race State	Finished

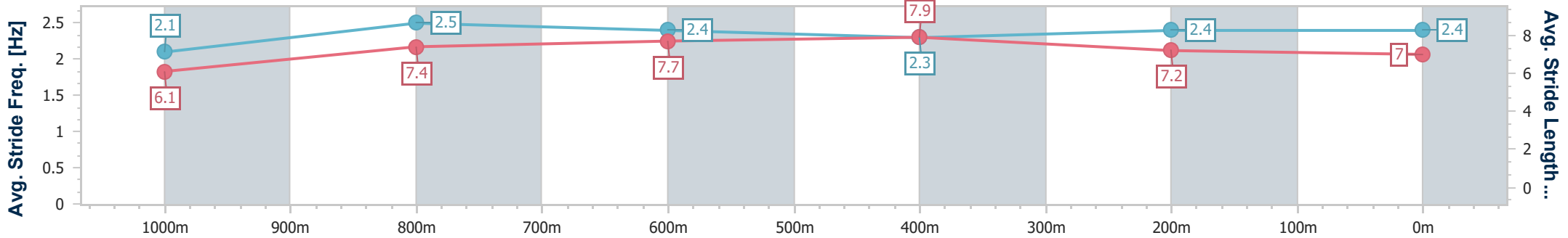
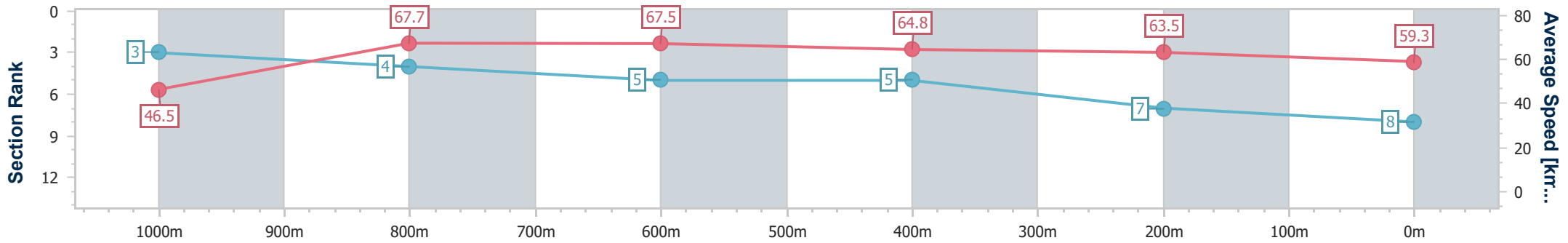


Mackay QLD Professional  
 Race 8: BARRY WILLIAMS MEMORIAL LIGHTNING OPEN  
 Handicap - 1100m  
 04 July 2024 - 16:11



Track Rating: Good 4, Weather: Fine, Rail Position: True

Section	Overall	1000m	800m	600m	400m	200m
Section Times	1:04.05 [8] (0:07.78)	0:56.27 [3] (0:10.76)	0:45.51 [4] (0:10.76)	0:34.75 [5] (0:11.24)	0:23.51 [5] (0:11.42)	0:12.09 [7] (0:12.09)
Average Speed [km/h]	46.5	67.7	67.5	64.8	63.5	59.3
Top Speed [km/h]	65.3	68.5	68.7	66.1	63.8	63.4
Avg. Dist. to Rail [m]	10.7	5.0	2.6	1.6	4.0	7.0
Avg. Stride Freq. [Hz]	2.1	2.5	2.4	2.3	2.4	2.4
Avg. Stride Length [m]	6.1	7.4	7.7	7.9	7.2	7.0



- [ ] Ranking at each section and finish
- .-.- No data available at this section
- NA No data available



Horse/Jockey Name	Kinjina
Final Rank	9
Fastest Section Time (Section)	0:07.78 (Overall)
Top Speed [km/h] (Section)	69.5 (800m)
Race State	Finished

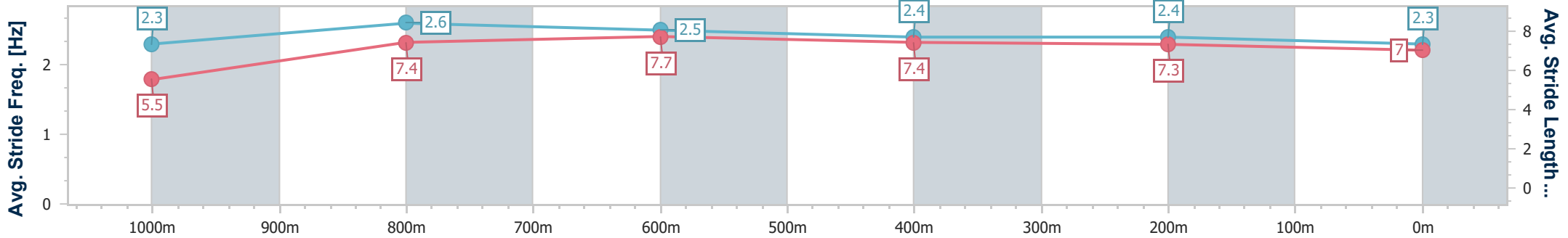
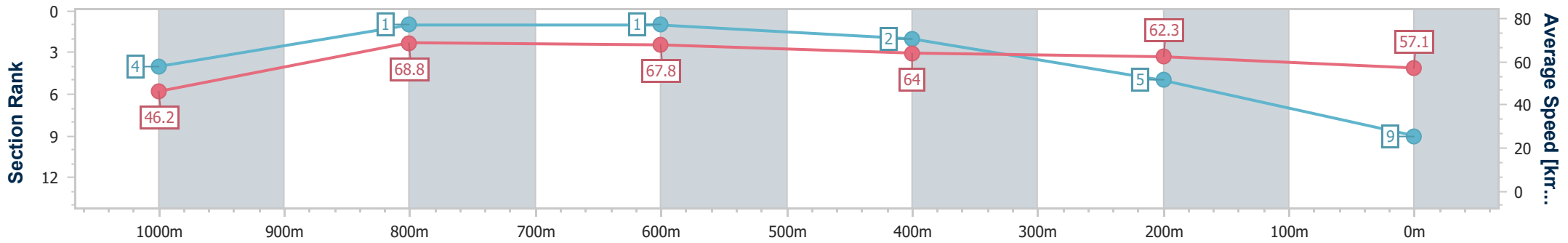


Mackay QLD Professional  
 Race 8: BARRY WILLIAMS MEMORIAL LIGHTNING OPEN  
 Handicap - 1100m  
 04 July 2024 - 16:11



Track Rating: Good 4, Weather: Fine, Rail Position: True

Section	Overall	1000m	800m	600m	400m	200m
Section Times	1:04.54 [9] (0:07.78)	0:56.76 [4] (0:10.58)	0:46.18 [1] (0:10.63)	0:35.55 [1] (0:11.32)	0:24.23 [2] (0:11.60)	0:12.63 [5] (0:12.63)
Average Speed [km/h]	46.2	68.8	67.8	64.0	62.3	57.1
Top Speed [km/h]	65.2	69.5	69.5	66.4	63.7	60.2
Avg. Dist. to Rail [m]	7.1	2.5	1.6	1.0	2.1	3.1
Avg. Stride Freq. [Hz]	2.3	2.6	2.5	2.4	2.4	2.3
Avg. Stride Length [m]	5.5	7.4	7.7	7.4	7.3	7.0



- [ ] Ranking at each section and finish
- .-.- No data available at this section
- NA No data available



# Mackay QLD Professional

## Race 9: RACING AGAIN FRIDAY 26 JULY Class 3 Plate - 1100m

04 July 2024 - 16:46



MACKAY TURF CLUB  
Ooralea Racecourse

Track Rating: Good 4, Weather: Fine, Rail Position: True

Section		Field Times											Last 600m	
		Overall	1000m	800m	600m	400m	200m						0:34.64	
		1:04.78 (0:07.75)	0:57.03 (0:10.85)	0:46.18 (0:11.54)	0:34.64 (0:11.82)	0:22.82 (0:11.27)	0:11.55 (0:11.55)							
Rank	TAB	Horse/Jockey	Barrier	Top Speed [km/h]	Fastest Section								Margin	Distance Travelled [m]
1	4	<b>GROWL</b> Warwick Satherley	3	68.1 1000m	0:07.83 Overall	1:04.78 [1] (0:07.83)	0:56.95 [2] (0:10.89)	0:46.06 [2] (0:11.42)	0:34.64 [1] (0:11.91)	0:22.73 [2] (0:11.18)	0:11.55 [1] (0:11.55)	1:04.78	0:34.64	
2	11	<b>TERMINUS</b> Justin Stanley	5	68.2 1000m	0:07.75 Overall	1:05.29 [2] (0:07.75)	0:57.54 [1] (0:10.85)	0:46.69 [1] (0:11.54)	0:35.15 [2] (0:11.82)	0:23.33 [1] (0:11.30)	0:12.03 [2] (0:12.03)	3.01L	0:35.15	-4
3	2	<b>PRIVATE CHEETAH</b> Ashley Butler	7	66.2 800m	0:08.12 Overall	1:05.37 [3] (0:08.12)	0:57.25 [6] (0:11.26)	0:45.99 [8] (0:11.24)	0:34.75 [7] (0:11.82)	0:22.93 [7] (0:11.35)	0:11.58 [6] (0:11.58)	3.5L	0:34.75	+0
4	14	<b>JUST FRANK</b> Zac Sprie	4	66.9 1000m	0:07.89 Overall	1:05.51 [4] (0:07.89)	0:57.62 [3] (0:11.02)	0:46.60 [3] (0:11.34)	0:35.26 [3] (0:11.88)	0:23.38 [3] (0:11.50)	0:11.88 [3] (0:11.88)	4.29L	0:35.26	+3
5	8	<b>SET THE SAILS</b> Chelsea Jokic	1	66.5 1000m	0:08.31 Overall	1:05.52 [5] (0:08.31)	0:57.21 [7] (0:11.04)	0:46.17 [7] (0:11.34)	0:34.83 [8] (0:11.90)	0:22.93 [8] (0:11.40)	0:11.53 [8] (0:11.53)	4.35L	0:34.83	-1
6	9	<b>TSUNAMI FORCE</b> Nathan Thomas	12	67.1 1000m	0:07.94 Overall	1:05.58 [6] (0:07.94)	0:57.64 [4] (0:11.16)	0:46.48 [5] (0:11.28)	0:35.20 [5] (0:11.91)	0:23.29 [6] (0:11.44)	0:11.85 [5] (0:11.85)	4.74L	0:35.20	+3
7	5	<b>LAST LAUGH</b> McKenzie Apel	2	66.7 1000m	0:07.97 Overall	1:05.88 [7] (0:07.97)	0:57.91 [5] (0:11.03)	0:46.88 [4] (0:11.34)	0:35.54 [4] (0:11.88)	0:23.66 [4] (0:11.44)	0:12.22 [4] (0:12.22)	6.52L	0:35.54	+0
8	6	<b>MICROWAVE JENNY</b> Corey Bayliss	10	66.1 800m	0:08.36 Overall	1:06.08 [8] (0:08.36)	0:57.72 [8] (0:11.29)	0:46.43 [9] (0:11.23)	0:35.20 [9] (0:11.86)	0:23.34 [9] (0:11.67)	0:11.67 [9] (0:11.67)	7.64L	0:35.20	+0
9	3	<b>CHALKLEY</b> Shae Nielson	9	68.3 1000m	0:08.45 Overall	1:06.09 [9] (0:08.45)	0:57.64 [9] (0:10.90)	0:46.74 [6] (0:11.06)	0:35.68 [6] (0:11.87)	0:23.81 [5] (0:11.71)	0:12.10 [7] (0:12.10)	7.71L	0:35.68	+8

Scratched: Flaming Homer (#1), The Blonde Goddess (#12), Divine Hunter (#13), Chaseton (#7), Ice Skater (#10)



Horse/Jockey Name	Growl
Final Rank	1
Fastest Section Time (Section)	0:07.83 (Overall)
Top Speed [km/h] (Section)	68.1 (1000m)
Race State	Finished



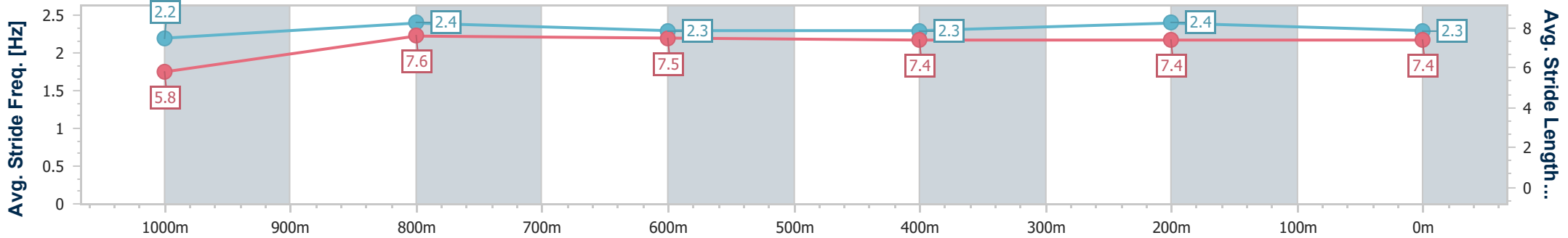
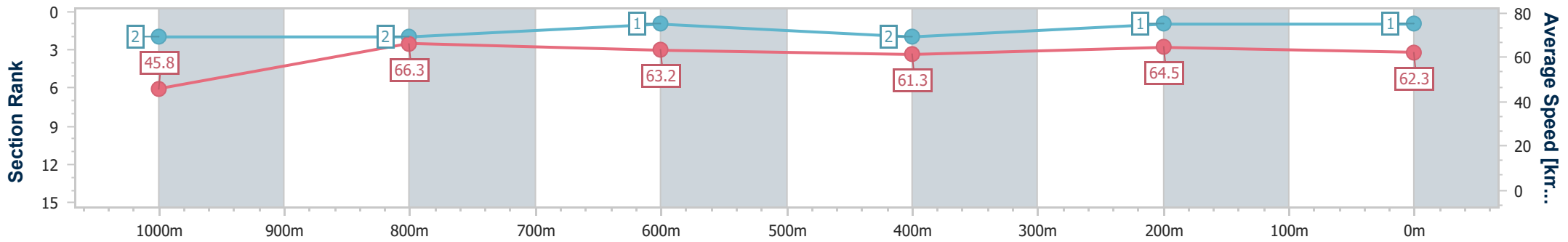
Mackay QLD Professional  
Race 9: RACING AGAIN FRIDAY 26 JULY Class 3 Plate - 1100m



04 July 2024 - 16:46

Track Rating: Good 4, Weather: Fine, Rail Position: True

Section	Overall	1000m	800m	600m	400m	200m
Section Times	1:04.78 [1] (0:07.83)	0:56.95 [2] (0:10.89)	0:46.06 [2] (0:11.42)	0:34.64 [1] (0:11.91)	0:22.73 [2] (0:11.18)	0:11.55 [1] (0:11.55)
Average Speed [km/h]	45.8	66.3	63.2	61.3	64.5	62.3
Top Speed [km/h]	62.8	68.1	66.0	63.5	66.8	65.0
Avg. Dist. to Rail [m]	3.0	0.9	1.2	1.4	2.6	2.6
Avg. Stride Freq. [Hz]	2.2	2.4	2.3	2.3	2.4	2.3
Avg. Stride Length [m]	5.8	7.6	7.5	7.4	7.4	7.4



- [ ] Ranking at each section and finish
- .-.- No data available at this section
- NA No data available



Horse/Jockey Name	Terminus
Final Rank	2
Fastest Section Time (Section)	0:07.75 (Overall)
Top Speed [km/h] (Section)	68.2 (1000m)
Race State	Finished



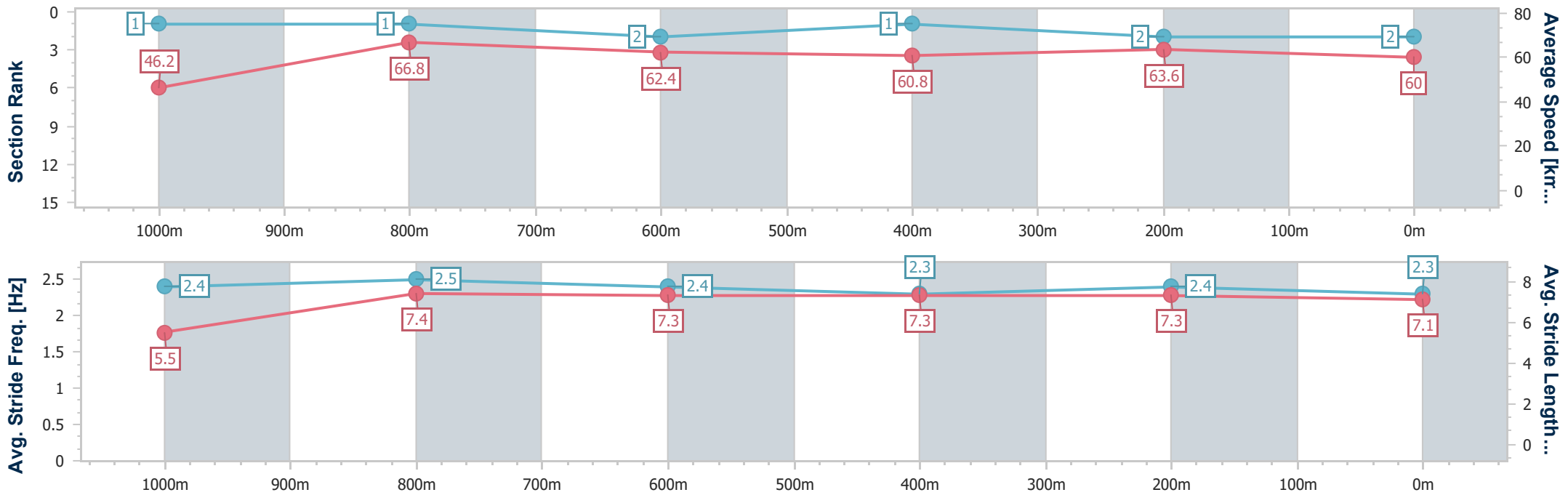
Mackay QLD Professional  
Race 9: RACING AGAIN FRIDAY 26 JULY Class 3 Plate - 1100m



04 July 2024 - 16:46

Track Rating: Good 4, Weather: Fine, Rail Position: True

Section	Overall	1000m	800m	600m	400m	200m
Section Times	1:05.29 [2] (0:07.75)	0:57.54 [1] (0:10.85)	0:46.69 [1] (0:11.54)	0:35.15 [2] (0:11.82)	0:23.33 [1] (0:11.30)	0:12.03 [2] (0:12.03)
Average Speed [km/h]	46.2	66.8	62.4	60.8	63.6	60.0
Top Speed [km/h]	64.5	68.2	64.7	62.3	64.8	63.1
Avg. Dist. to Rail [m]	6.1	1.5	0.6	0.3	0.4	0.4
Avg. Stride Freq. [Hz]	2.4	2.5	2.4	2.3	2.4	2.3
Avg. Stride Length [m]	5.5	7.4	7.3	7.3	7.3	7.1



- [ ] Ranking at each section and finish
- .-.- No data available at this section
- NA No data available





Horse/Jockey Name	Private Cheetah
Final Rank	3
Fastest Section Time (Section)	0:08.12 (Overall)
Top Speed [km/h] (Section)	66.2 (800m)
Race State	Finished



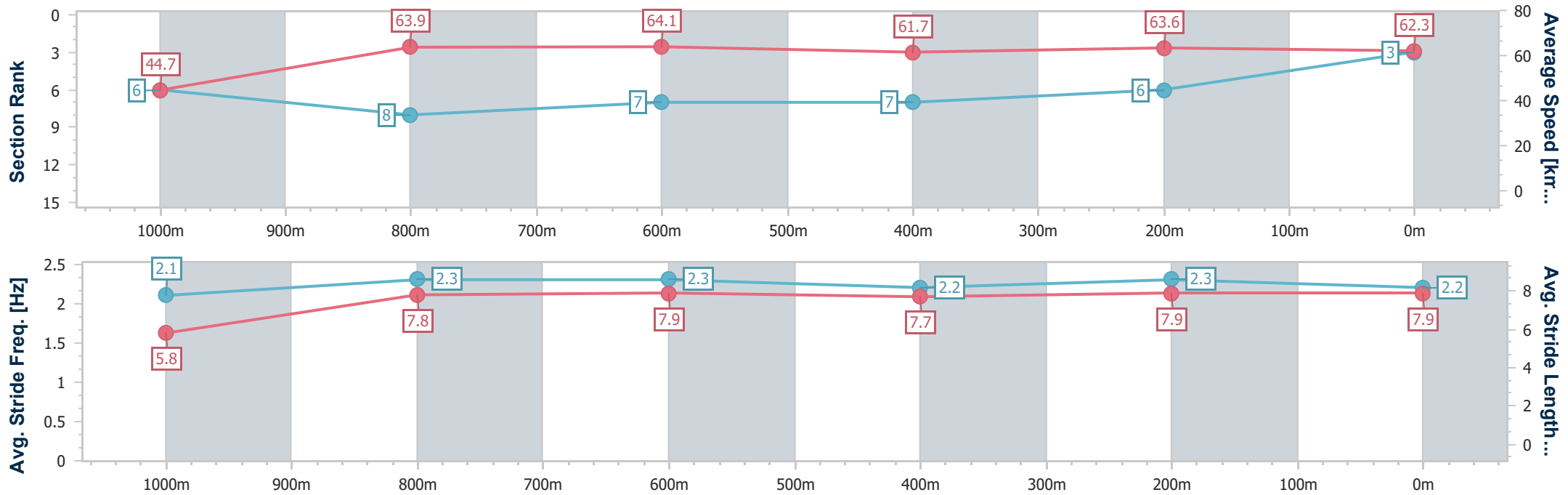
Mackay QLD Professional  
Race 9: RACING AGAIN FRIDAY 26 JULY Class 3 Plate - 1100m



04 July 2024 - 16:46

Track Rating: Good 4, Weather: Fine, Rail Position: True

Section	Overall	1000m	800m	600m	400m	200m
Section Times	1:05.37 [3] (0:08.12)	0:57.25 [6] (0:11.26)	0:45.99 [8] (0:11.24)	0:34.75 [7] (0:11.82)	0:22.93 [7] (0:11.35)	0:11.58 [6] (0:11.58)
Average Speed [km/h]	44.7	63.9	64.1	61.7	63.6	62.3
Top Speed [km/h]	61.4	66.1	66.2	62.3	64.8	64.0
Avg. Dist. to Rail [m]	5.3	0.9	0.7	1.5	3.3	5.8
Avg. Stride Freq. [Hz]	2.1	2.3	2.3	2.2	2.3	2.2
Avg. Stride Length [m]	5.8	7.8	7.9	7.7	7.9	7.9



- [ ] Ranking at each section and finish
- .-.- No data available at this section
- NA No data available



Horse/Jockey Name	Just Frank
Final Rank	4
Fastest Section Time (Section)	0:07.89 (Overall)
Top Speed [km/h] (Section)	66.9 (1000m)
Race State	Finished



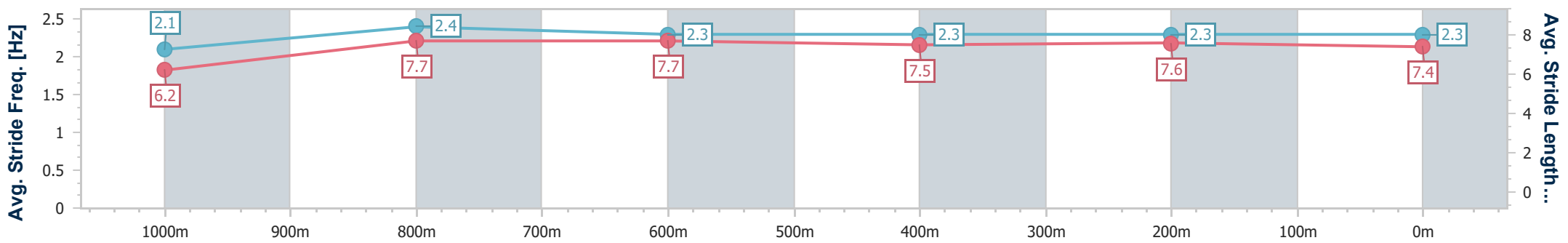
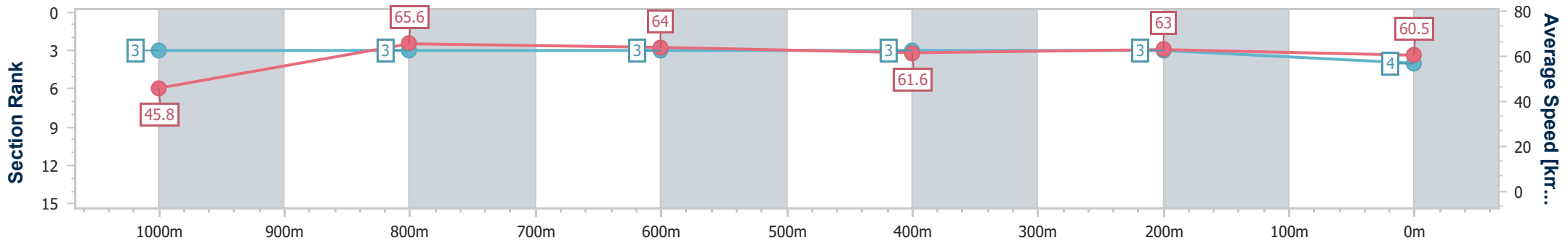
Mackay QLD Professional  
Race 9: RACING AGAIN FRIDAY 26 JULY Class 3 Plate - 1100m



04 July 2024 - 16:46

Track Rating: Good 4, Weather: Fine, Rail Position: True

Section	Overall	1000m	800m	600m	400m	200m
Section Times	1:05.51 [4] (0:07.89)	0:57.62 [3] (0:11.02)	0:46.60 [3] (0:11.34)	0:35.26 [3] (0:11.88)	0:23.38 [3] (0:11.50)	0:11.88 [3] (0:11.88)
Average Speed [km/h]	45.8	65.6	64.0	61.6	63.0	60.5
Top Speed [km/h]	62.5	66.9	65.7	62.5	63.6	63.1
Avg. Dist. to Rail [m]	4.8	2.1	2.2	2.1	3.3	4.3
Avg. Stride Freq. [Hz]	2.1	2.4	2.3	2.3	2.3	2.3
Avg. Stride Length [m]	6.2	7.7	7.7	7.5	7.6	7.4



- [ ] Ranking at each section and finish
- .-.- No data available at this section
- NA No data available



Horse/Jockey Name	Set The Sails
Final Rank	5
Fastest Section Time (Section)	0:08.31 (Overall)
Top Speed [km/h] (Section)	66.5 (1000m)
Race State	Finished



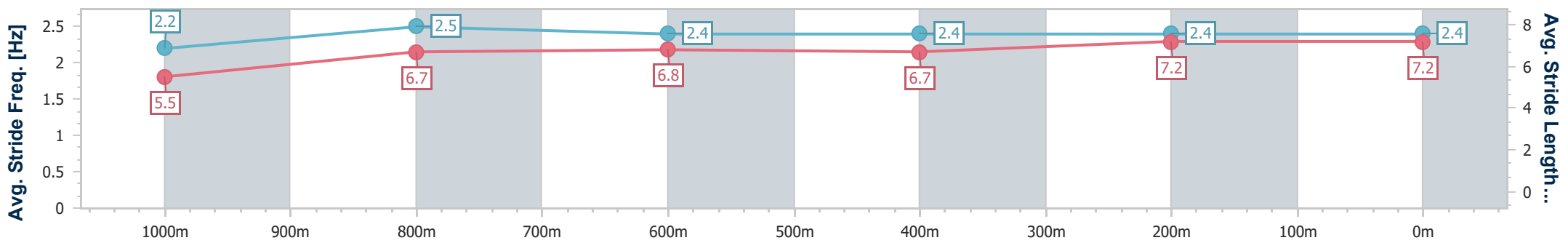
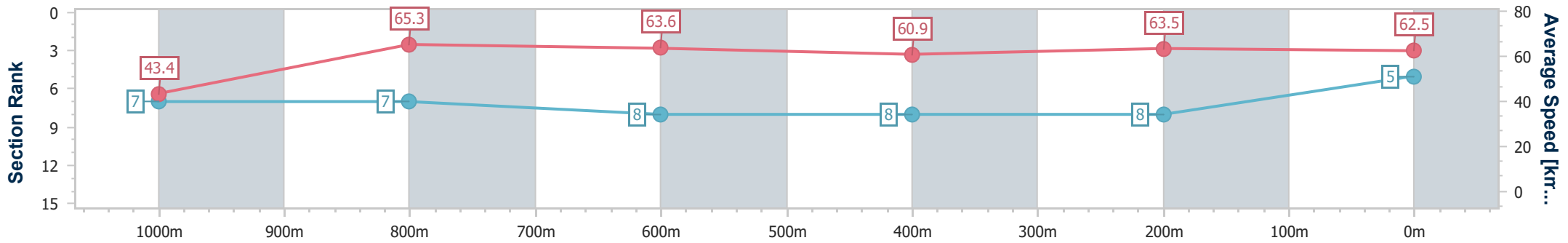
Mackay QLD Professional  
Race 9: RACING AGAIN FRIDAY 26 JULY Class 3 Plate - 1100m



04 July 2024 - 16:46

Track Rating: Good 4, Weather: Fine, Rail Position: True

Section	Overall	1000m	800m	600m	400m	200m
Section Times	1:05.52 [5] (0:08.31)	0:57.21 [7] (0:11.04)	0:46.17 [7] (0:11.34)	0:34.83 [8] (0:11.90)	0:22.93 [8] (0:11.40)	0:11.53 [8] (0:11.53)
Average Speed [km/h]	43.4	65.3	63.6	60.9	63.5	62.5
Top Speed [km/h]	61.4	66.5	66.5	62.1	65.4	65.1
Avg. Dist. to Rail [m]	1.8	0.5	0.4	1.0	5.0	7.9
Avg. Stride Freq. [Hz]	2.2	2.5	2.4	2.4	2.4	2.4
Avg. Stride Length [m]	5.5	6.7	6.8	6.7	7.2	7.2



- [ ] Ranking at each section and finish
- .-.- No data available at this section
- NA No data available



Horse/Jockey Name	Tsunami Force
Final Rank	6
Fastest Section Time (Section)	0:07.94 (Overall)
Top Speed [km/h] (Section)	67.1 (1000m)
Race State	Finished



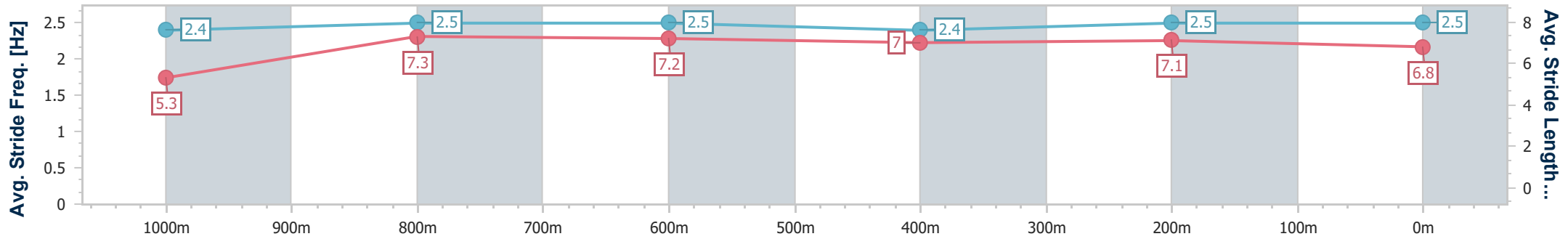
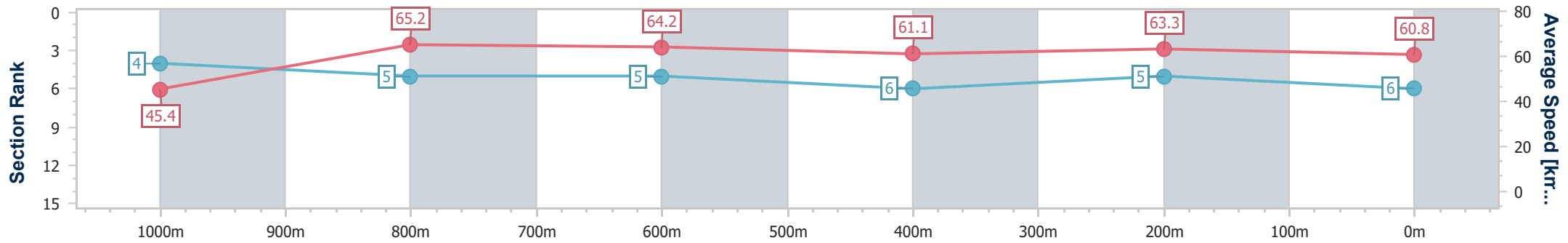
Mackay QLD Professional  
Race 9: RACING AGAIN FRIDAY 26 JULY Class 3 Plate - 1100m



04 July 2024 - 16:46

Track Rating: Good 4, Weather: Fine, Rail Position: True

Section	Overall	1000m	800m	600m	400m	200m
Section Times	1:05.58 [6] (0:07.94)	0:57.64 [4] (0:11.16)	0:46.48 [5] (0:11.28)	0:35.20 [5] (0:11.91)	0:23.29 [6] (0:11.44)	0:11.85 [5]
Average Speed [km/h]	45.4	65.2	64.2	61.1	63.3	60.8
Top Speed [km/h]	61.9	67.1	66.9	61.7	64.0	63.5
Avg. Dist. to Rail [m]	9.6	4.0	1.7	1.6	2.3	3.1
Avg. Stride Freq. [Hz]	2.4	2.5	2.5	2.4	2.5	2.5
Avg. Stride Length [m]	5.3	7.3	7.2	7.0	7.1	6.8



- [ ] Ranking at each section and finish
- .-.- No data available at this section
- NA No data available



Horse/Jockey Name	Last Laugh
Final Rank	7
Fastest Section Time (Section)	0:07.97 (Overall)
Top Speed [km/h] (Section)	66.7 (1000m)
Race State	Finished



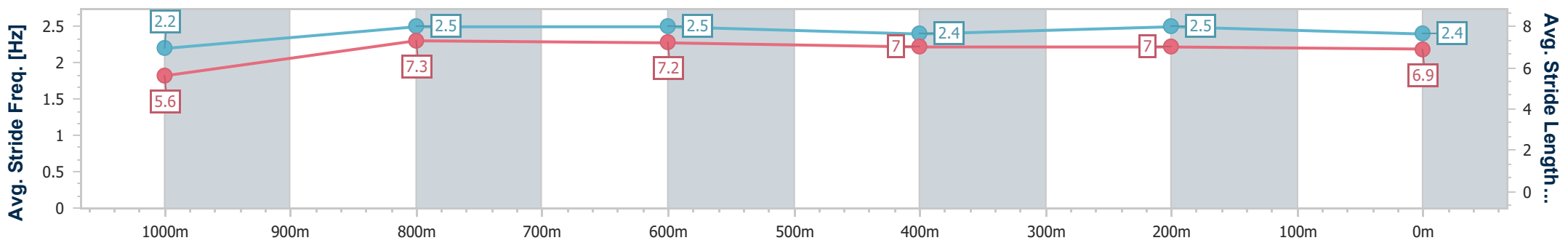
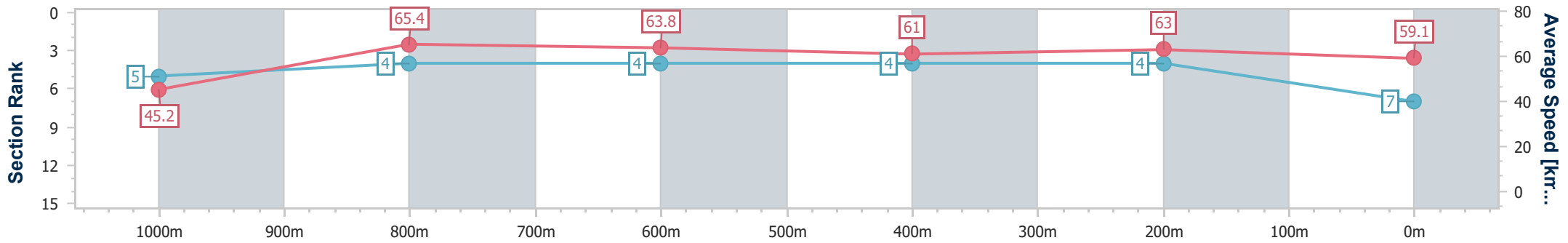
Mackay QLD Professional  
Race 9: RACING AGAIN FRIDAY 26 JULY Class 3 Plate - 1100m



04 July 2024 - 16:46

Track Rating: Good 4, Weather: Fine, Rail Position: True

Section	Overall	1000m	800m	600m	400m	200m
Section Times	1:05.88 [7] (0:07.97)	0:57.91 [5] (0:11.03)	0:46.88 [4] (0:11.34)	0:35.54 [4] (0:11.88)	0:23.66 [4] (0:11.44)	0:12.22 [4] (0:12.22)
Average Speed [km/h]	45.2	65.4	63.8	61.0	63.0	59.1
Top Speed [km/h]	62.5	66.7	66.7	62.5	64.4	62.6
Avg. Dist. to Rail [m]	2.4	0.6	2.5	1.0	1.3	1.6
Avg. Stride Freq. [Hz]	2.2	2.5	2.5	2.4	2.5	2.4
Avg. Stride Length [m]	5.6	7.3	7.2	7.0	7.0	6.9



- [ ] Ranking at each section and finish
- .-.- No data available at this section
- NA No data available



Horse/Jockey Name	Microwave Jenny
Final Rank	8
Fastest Section Time (Section)	0:08.36 (Overall)
Top Speed [km/h] (Section)	66.1 (800m)
Race State	Finished

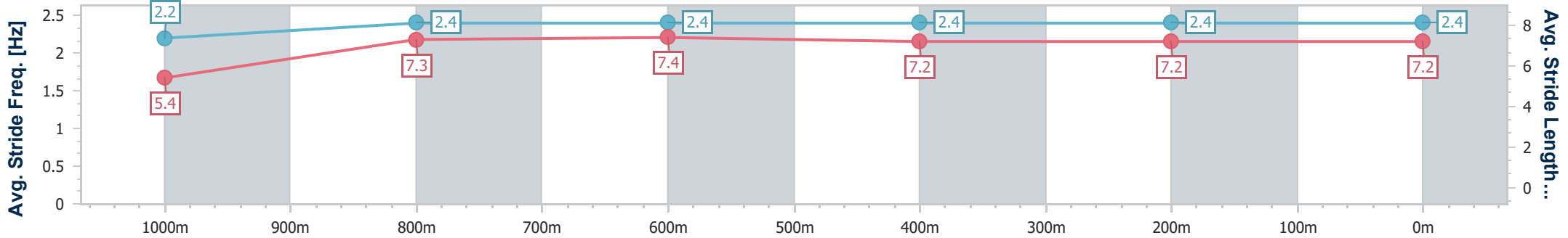
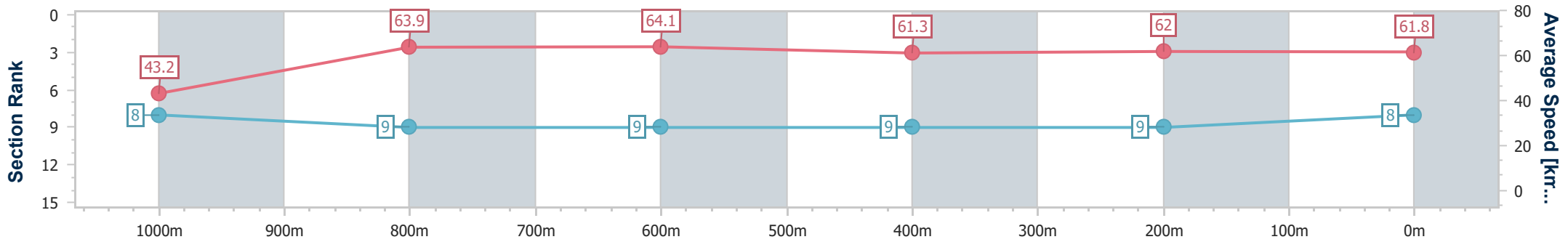


Mackay QLD Professional  
Race 9: RACING AGAIN FRIDAY 26 JULY Class 3 Plate - 1100m



04 July 2024 - 16:46  
Track Rating: Good 4, Weather: Fine, Rail Position: True

Section	Overall	1000m	800m	600m	400m	200m
Section Times	1:06.08 [8] (0:08.36)	0:57.72 [8] (0:11.29)	0:46.43 [9] (0:11.23)	0:35.20 [9] (0:11.86)	0:23.34 [9] (0:11.67)	0:11.67 [9] (0:11.67)
Average Speed [km/h]	43.2	63.9	64.1	61.3	62.0	61.8
Top Speed [km/h]	61.0	65.0	66.1	62.7	63.9	63.9
Avg. Dist. to Rail [m]	6.4	0.8	0.3	1.4	3.9	4.5
Avg. Stride Freq. [Hz]	2.2	2.4	2.4	2.4	2.4	2.4
Avg. Stride Length [m]	5.4	7.3	7.4	7.2	7.2	7.2



- [ ] Ranking at each section and finish
- .-.- No data available at this section
- NA No data available



Horse/Jockey Name	Chalkley
Final Rank	9
Fastest Section Time (Section)	0:08.45 (Overall)
Top Speed [km/h] (Section)	68.3 (1000m)
Race State	Finished



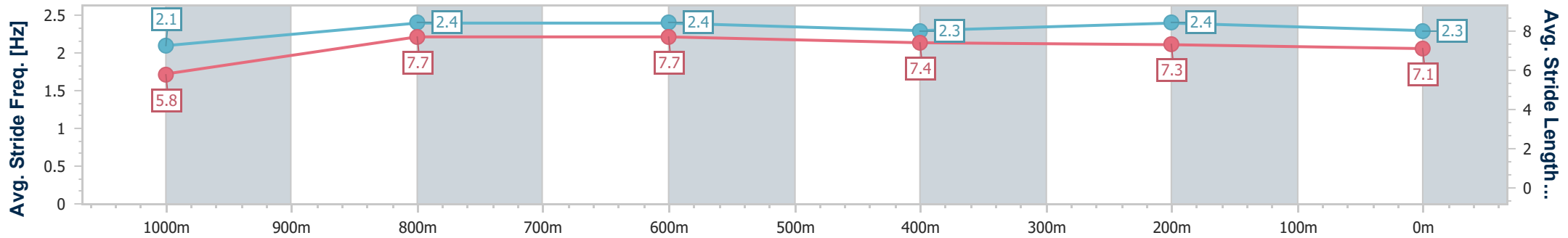
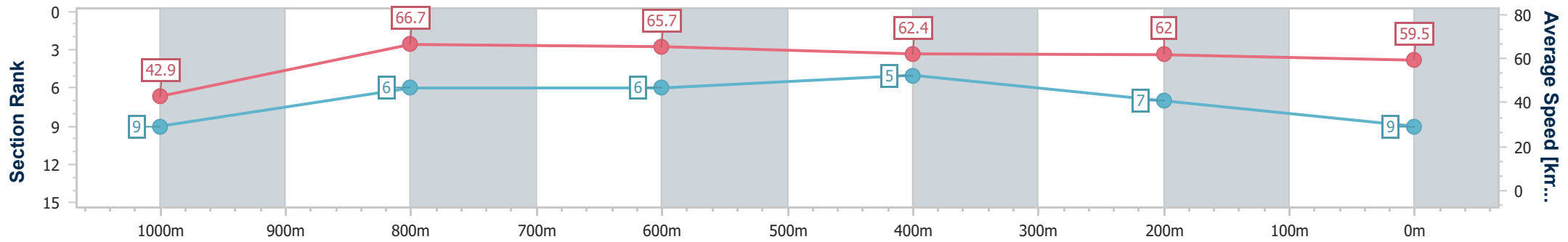
Mackay QLD Professional  
Race 9: RACING AGAIN FRIDAY 26 JULY Class 3 Plate - 1100m



04 July 2024 - 16:46

Track Rating: Good 4, Weather: Fine, Rail Position: True

Section	Overall	1000m	800m	600m	400m	200m
Section Times	1:06.09 [9] (0:08.45)	0:57.64 [9] (0:10.90)	0:46.74 [6] (0:11.06)	0:35.68 [6] (0:11.87)	0:23.81 [5] (0:11.71)	0:12.10 [7]
Average Speed [km/h]	42.9	66.7	65.7	62.4	62.0	59.5
Top Speed [km/h]	62.0	68.3	68.3	63.9	63.4	62.2
Avg. Dist. to Rail [m]	6.8	3.2	2.8	3.5	5.5	6.9
Avg. Stride Freq. [Hz]	2.1	2.4	2.4	2.3	2.4	2.3
Avg. Stride Length [m]	5.8	7.7	7.7	7.4	7.3	7.1



- [ ] Ranking at each section and finish
- .-.- No data available at this section
- NA No data available