



Eagle Farm QLD Professional
Race 3: LADBROKES RACING CLUB QTIS Three-Year-Old Colts and Geldings Maiden Plate - 1400m
03 July 2024 - 13:09



Track Rating: Heavy 9, Weather: Showers, Rail Position: +9m Entire

Section		Overall	1200m	1000m	800m	600m	400m	Last 600m				
Field Times		1:26.30 (0:13.89)	1:12.41 (0:11.17)	1:01.24 (0:12.09)	0:49.15 (0:12.40)	0:36.75 (0:12.02)	0:24.73 (0:12.00)	0:36.75				
Rank	TAB Horse/Jockey	Barrier	Top Speed [km/h]	Fastest Section	Distance Travelled [m]							
1	8 MEAT PIE ARTIE Noel Callow	5	65.3	0:11.56	1:26.30 [1] (0:14.03)	1:12.27 [4] (0:11.56)	1:00.71 [4] (0:12.06)	0:48.65 [4] (0:12.35)	0:36.30 [4] (0:11.83)	0:24.47 [3] (0:11.74)	0:36.30	
2	15 VICTORY COMMAND Robbie Dolan	3	64.4	0:11.53	1:26.45 [2] (0:14.19)	1:12.26 [5] (0:11.53)	1:00.73 [5] (0:12.06)	0:48.67 [5] (0:12.30)	0:36.37 [5] (0:11.95)	0:24.42 [5] (0:11.84)	0:36.37	-6
3	11 SMOKE 'N' OAKUM Damien Thornton	6	66.7	0:11.10	1:26.73 [3] (0:13.96)	1:12.77 [3] (0:11.10)	1:01.67 [1] (0:12.09)	0:49.58 [1] (0:12.40)	0:37.18 [1] (0:12.02)	0:25.16 [1] (0:12.01)	0:37.18	-6
4	5 KEEP SAFE Emily Lang	1	64.5	0:11.41	1:26.86 [4] (0:13.90)	1:12.96 [2] (0:11.41)	1:01.55 [2] (0:12.17)	0:49.38 [3] (0:12.42)	0:36.96 [3] (0:12.04)	0:24.92 [4] (0:11.95)	0:36.96	-7
5	12 STEALING SOULS Ron Stewart	2	64.7	0:11.42	1:26.89 [5] (0:13.89)	1:13.00 [1] (0:11.42)	1:01.58 [3] (0:12.06)	0:49.52 [2] (0:12.34)	0:37.18 [2] (0:12.00)	0:25.18 [2] (0:12.04)	0:37.18	-3
6	1 AIN'T NOBODY Ryan Maloney	7	63.1	0:11.73	1:27.01 [6] (0:14.31)	1:12.70 [6] (0:11.73)	1:00.97 [6] (0:11.93)	0:49.04 [6] (0:12.28)	0:36.76 [6] (0:12.02)	0:24.74 [6] (0:11.95)	0:36.76	-2
7	9 MIDNIGHT MADNESS Micheal Hellyer	15	64.0	0:11.73	1:27.62 [7] (0:14.91)	1:12.71 [10] (0:11.75)	1:00.96 [11] (0:11.94)	0:49.02 [11] (0:12.25)	0:36.77 [11] (0:11.73)	0:25.04 [9] (0:11.73)	0:36.77	-2
8	6 LIETUVA James Orman	9	63.4	0:11.78	1:27.91 [8] (0:14.69)	1:13.22 [9] (0:11.78)	1:01.44 [9] (0:11.97)	0:49.47 [10] (0:12.22)	0:37.25 [10] (0:11.97)	0:25.28 [10] (0:11.85)	0:37.25	+2
9	14 TARZOBOOM Kyle Wilson-Taylor	4	63.6	0:11.62	1:27.99 [9] (0:14.55)	1:13.44 [8] (0:11.62)	1:01.82 [7] (0:11.98)	0:49.84 [7] (0:12.25)	0:37.59 [7] (0:12.00)	0:25.59 [8] (0:12.20)	0:37.59	-7
10	17 ANACARDIUM Nikita Beriman	8	62.8	0:11.77	1:28.18 [10] (0:14.49)	1:13.69 [7] (0:11.77)	1:01.92 [8] (0:12.07)	0:49.85 [8] (0:12.27)	0:37.58 [8] (0:12.22)	0:25.36 [11] (0:12.17)	0:37.58	+1

Scratched: So You Can Torque (#16), Explicable (#4), Loyalty Counts (#7), Out Of Aces (#10), Eastown (#3), Stroma Aster (#13)

[] Ranking at each section and finish
 -:-:- No data available at this section
 NA No data available
 SCN Saddle cloth number
 DNF Did not finish
 DNT Did not track



Eagle Farm QLD Professional
Race 3: LADBROKES RACING CLUB QTIS Three-Year-Old Colts and Geldings Maiden Plate - 1400m
03 July 2024 - 13:09



Track Rating: Heavy 9, Weather: Showers, Rail Position: +9m Entire

Section	Overall	1200m	1000m	800m	600m	400m	Last 600m
Field Times	1:26.30 (0:13.89)	1:12.41 (0:11.17)	1:01.24 (0:12.09)	0:49.15 (0:12.40)	0:36.75 (0:12.02)	0:24.73 (0:12.00)	0:36.75

Rank	TAB	Horse/Jockey	Barrier	Top Speed [km/h]	Fastest Section	Distance Travelled [m]
11	2	DUKE OF LANCASTER Samantha Collett	10	64.0 1200m	0:11.56 1200m 1:28.58 [11] (0:14.94)	-5

Scratched: So You Can Torque (#16), Explicable (#4), Loyalty Counts (#7), Out Of Aces (#10), Eastown (#3), Stroma Aster (#13)

[] Ranking at each section and finish
 -:-:- No data available at this section
 NA No data available

SCN Saddle cloth number
 DNF Did not finish
 DNT Did not track



Eagle Farm QLD Professional
Race 3: LADBROKES RACING CLUB QTIS Three-Year-Old Colts and Geldings Maiden Plate - 1400m
03 July 2024 - 13:09



Track Rating: Heavy 9, Weather: Showers, Rail Position: +9m Entire

Section				200m				Last 600m	
Field Times				0:12.73 (0:12.73)				0:36.75	
Rank	TAB	Horse/Jockey	Barrier	Top Speed [km/h]	Fastest Section	Margin			Distance Travelled [m]
1	8	MEAT PIE ARTIE Noel Callow	5	65.3 Overall	0:11.56 1200m	0:12.73 [1] (0:12.73)	1:26.30		0:36.30
2	15	VICTORY COMMAND Robbie Dolan	3	64.4 Overall	0:11.53 1200m	0:12.58 [4] (0:12.58)	0.83L		0:36.37 -6
3	11	SMOKE 'N' OAKUM Damien Thornton	6	66.7 1200m	0:11.10 1200m	0:13.15 [2] (0:13.15)	2.51L		0:37.18 -6
4	5	KEEP SAFE Emily Lang	1	64.5 Overall	0:11.41 1200m	0:12.97 [5] (0:12.97)	3.3L		0:36.96 -7
5	12	STEALING SOULS Ron Stewart	2	64.7 1200m	0:11.42 1200m	0:13.14 [3] (0:13.14)	3.45L		0:37.18 -3
6	1	AIN'T NOBODY Ryan Maloney	7	63.1 1000m	0:11.73 1200m	0:12.79 [6] (0:12.79)	4.14L		0:36.76 -2
7	9	MIDNIGHT MADNESS Micheal Hellyer	15	64.0 600m	0:11.73 600m	0:13.31 [7] (0:13.31)	7.71L		0:36.77 -2
8	6	LIETUVA James Orman	9	63.4 400m	0:11.78 1200m	0:13.43 [8] (0:13.43)	9.44L		0:37.25 +2
9	14	TARZOBOOM Kyle Wilson-Taylor	4	63.6 1200m	0:11.62 1200m	0:13.39 [10] (0:13.39)	9.9L		0:37.59 -7
10	17	ANACARDIUM Nikita Beriman	8	62.8 Overall	0:11.77 1200m	0:13.19 [11] (0:13.19)	11.03L		0:37.58 +1

Scratched: So You Can Torque (#16), Explicable (#4), Loyalty Counts (#7), Out Of Aces (#10), Eastown (#3), Stroma Aster (#13)



Eagle Farm QLD Professional
Race 3: LADBROKES RACING CLUB QTIS Three-Year-Old Colts and Geldings Maiden Plate - 1400m
03 July 2024 - 13:09



Track Rating: Heavy 9, Weather: Showers, Rail Position: +9m Entire

Section							200m			Last 600m
Field Times							0:12.73			0:36.75
							(0:12.73)			
Rank	TAB	Horse/Jockey	Barrier	Top Speed [km/h]	Fastest Section	Margin				Distance Travelled [m]
11	2	DUKE OF LANCASTER	10	64.0	0:11.56	0:14.01 [9]	13.38L			0:37.96
		Samantha Collett		1200m	1200m	(0:14.01)				-5

Scratched: So You Can Torque (#16), Explicable (#4), Loyalty Counts (#7), Out Of Aces (#10), Eastown (#3), Stroma Aster (#13)

[] Ranking at each section and finish
 -:-:- No data available at this section
 NA No data available

SCN Saddle cloth number
 DNF Did not finish
 DNT Did not track



Horse/Jockey Name	Meat Pie Artie
Final Rank	1
Fastest Section Time (Section)	0:11.56 (1200m)
Top Speed [km/h] (Section)	65.3 (Overall)
Race State	Finished



Eagle Farm QLD Professional
Race 3: LADBROKES RACING CLUB QTIS Three-Year-Old
Colts and Geldings Maiden Plate - 1400m

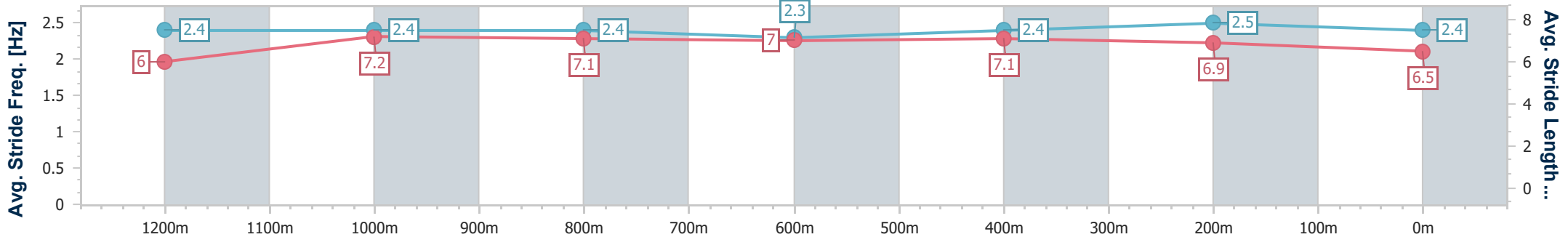
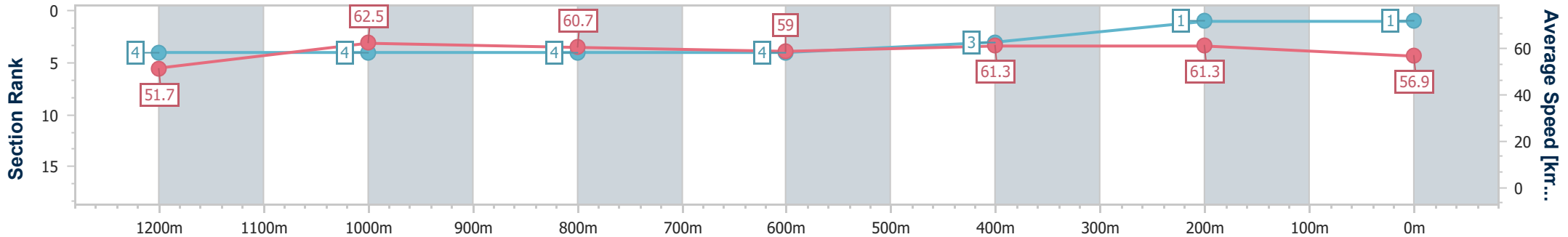


BRISBANE
RACING CLUB

03 July 2024 - 13:09

Track Rating: Heavy 9, Weather: Showers, Rail Position: +9m Entire

Section	Overall	1200m	1000m	800m	600m	400m	200m
Section Times	1:26.30 [1] (0:14.03)	1:12.27 [4] (0:11.56)	1:00.71 [4] (0:12.06)	0:48.65 [4] (0:12.35)	0:36.30 [4] (0:11.83)	0:24.47 [3] (0:11.74)	0:12.73 [1] (0:12.73)
Average Speed [km/h]	51.7	62.5	60.7	59.0	61.3	61.3	56.9
Top Speed [km/h]	65.3	64.7	62.7	60.4	64.4	62.5	60.5
Avg. Dist. to Rail [m]	5.6	3.7	3.8	2.5	1.2	3.8	2.2
Avg. Stride Freq. [Hz]	2.4	2.4	2.4	2.3	2.4	2.5	2.4
Avg. Stride Length [m]	6.0	7.2	7.1	7.0	7.1	6.9	6.5



- [] Ranking at each section and finish
- .-.- No data available at this section
- NA No data available



Horse/Jockey Name	Victory Command
Final Rank	2
Fastest Section Time (Section)	0:11.53 (1200m)
Top Speed [km/h] (Section)	64.4 (Overall)
Race State	Finished



Eagle Farm QLD Professional
Race 3: LADBROKES RACING CLUB QTIS Three-Year-Old
Colts and Geldings Maiden Plate - 1400m

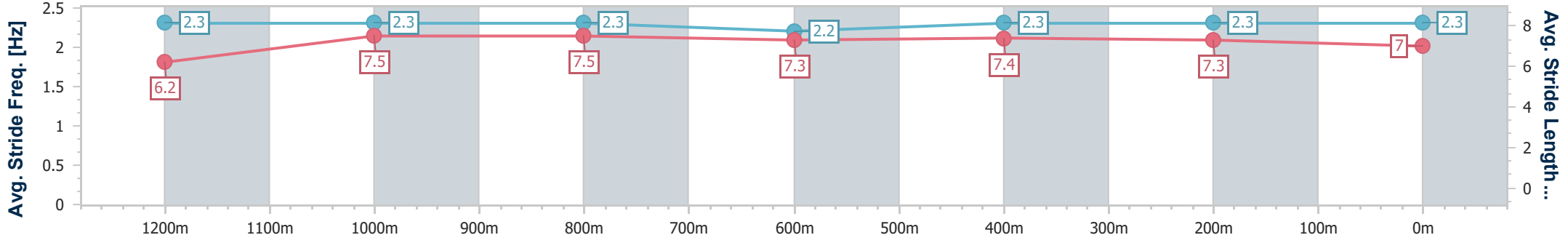
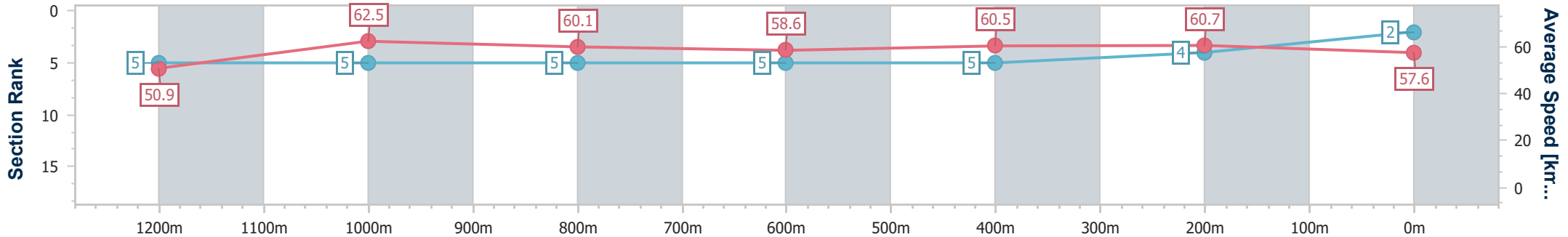


BRISBANE
RACING CLUB

03 July 2024 - 13:09

Track Rating: Heavy 9, Weather: Showers, Rail Position: +9m Entire

Section	Overall	1200m	1000m	800m	600m	400m	200m
Section Times	1:26.45 [2] (0:14.19)	1:12.26 [5] (0:11.53)	1:00.73 [5] (0:12.06)	0:48.67 [5] (0:12.30)	0:36.37 [5] (0:11.95)	0:24.42 [5] (0:11.84)	0:12.58 [4] (0:12.58)
Average Speed [km/h]	50.9	62.5	60.1	58.6	60.5	60.7	57.6
Top Speed [km/h]	64.4	64.0	61.7	59.7	63.0	62.2	59.5
Avg. Dist. to Rail [m]	3.6	2.0	1.4	0.3	0.7	3.2	2.7
Avg. Stride Freq. [Hz]	2.3	2.3	2.3	2.2	2.3	2.3	2.3
Avg. Stride Length [m]	6.2	7.5	7.5	7.3	7.4	7.3	7.0



- [] Ranking at each section and finish
- .-.- No data available at this section
- NA No data available



Horse/Jockey Name	Smoke 'N' Oakum
Final Rank	3
Fastest Section Time (Section)	0:11.10 (1200m)
Top Speed [km/h] (Section)	66.7 (1200m)
Race State	Finished



Eagle Farm QLD Professional
Race 3: LADBROKES RACING CLUB QTIS Three-Year-Old
Colts and Geldings Maiden Plate - 1400m

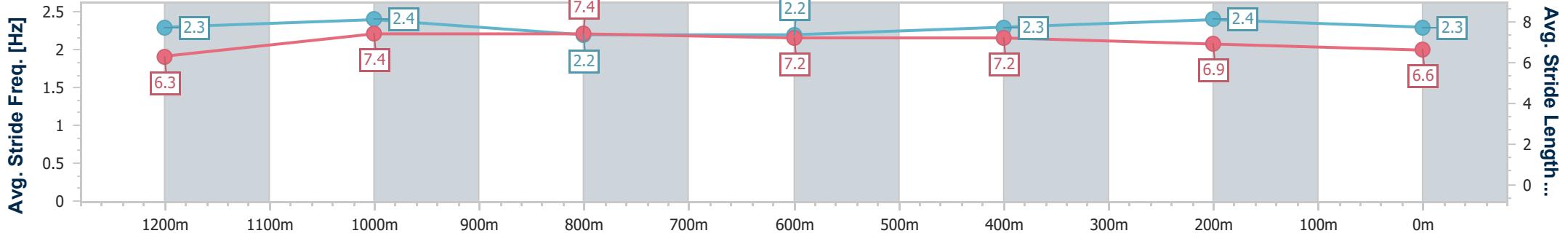
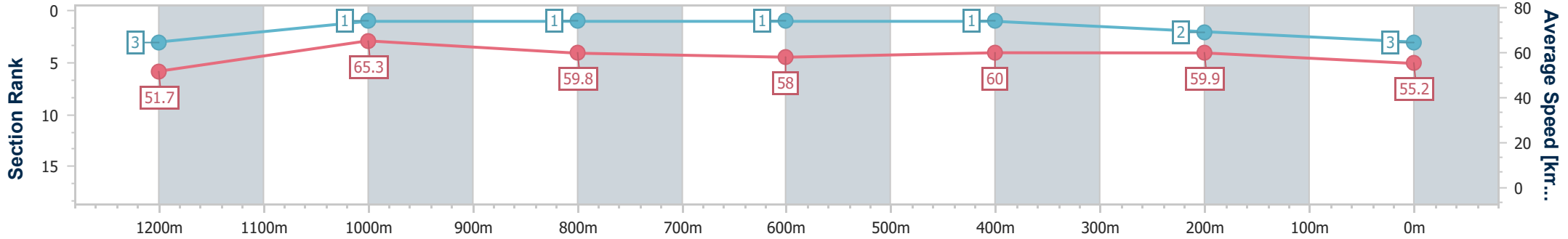


BRISBANE
RACING CLUB

03 July 2024 - 13:09

Track Rating: Heavy 9, Weather: Showers, Rail Position: +9m Entire

Section	Overall	1200m	1000m	800m	600m	400m	200m
Section Times	1:26.73 [3] (0:13.96)	1:12.77 [3] (0:11.10)	1:01.67 [1] (0:12.09)	0:49.58 [1] (0:12.40)	0:37.18 [1] (0:12.02)	0:25.16 [1] (0:12.01)	0:13.15 [2] (0:13.15)
Average Speed [km/h]	51.7	65.3	59.8	58.0	60.0	59.9	55.2
Top Speed [km/h]	65.3	66.7	61.5	59.2	61.4	61.4	58.4
Avg. Dist. to Rail [m]	6.2	4.0	1.4	0.3	0.5	1.0	0.8
Avg. Stride Freq. [Hz]	2.3	2.4	2.2	2.2	2.3	2.4	2.3
Avg. Stride Length [m]	6.3	7.4	7.4	7.2	7.2	6.9	6.6



- [] Ranking at each section and finish
- .-.- No data available at this section
- NA No data available



Horse/Jockey Name	Keep Safe
Final Rank	4
Fastest Section Time (Section)	0:11.41 (1200m)
Top Speed [km/h] (Section)	64.5 (Overall)
Race State	Finished



Eagle Farm QLD Professional
Race 3: LADBROKES RACING CLUB QTIS Three-Year-Old
Colts and Geldings Maiden Plate - 1400m

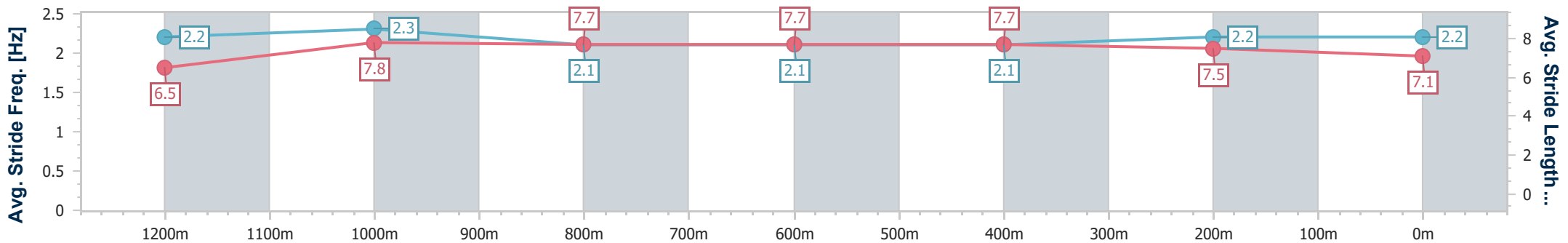
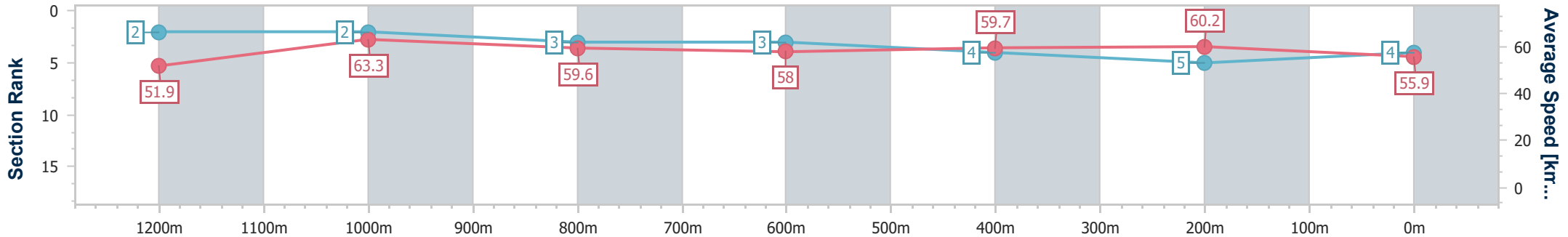


BRISBANE
RACING CLUB

03 July 2024 - 13:09

Track Rating: Heavy 9, Weather: Showers, Rail Position: +9m Entire

Section	Overall	1200m	1000m	800m	600m	400m	200m
Section Times	1:26.86 [4] (0:13.90)	1:12.96 [2] (0:11.41)	1:01.55 [2] (0:12.17)	0:49.38 [3] (0:12.42)	0:36.96 [3] (0:12.04)	0:24.92 [4] (0:11.95)	0:12.97 [5] (0:12.97)
Average Speed [km/h]	51.9	63.3	59.6	58.0	59.7	60.2	55.9
Top Speed [km/h]	64.5	64.4	61.1	59.1	61.2	61.1	58.9
Avg. Dist. to Rail [m]	2.4	1.9	1.4	0.4	0.3	0.6	0.8
Avg. Stride Freq. [Hz]	2.2	2.3	2.1	2.1	2.1	2.2	2.2
Avg. Stride Length [m]	6.5	7.8	7.7	7.7	7.7	7.5	7.1



- [] Ranking at each section and finish
- .-.- No data available at this section
- NA No data available



Horse/Jockey Name	Stealing Souls
Final Rank	5
Fastest Section Time (Section)	0:11.42 (1200m)
Top Speed [km/h] (Section)	64.7 (1200m)
Race State	Finished



Eagle Farm QLD Professional
 Race 3: LADBROKES RACING CLUB QTIS Three-Year-Old
 Colts and Geldings Maiden Plate - 1400m

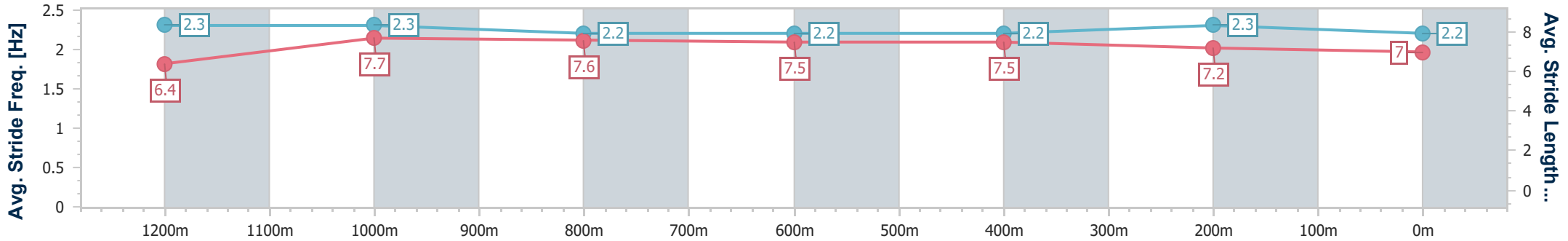
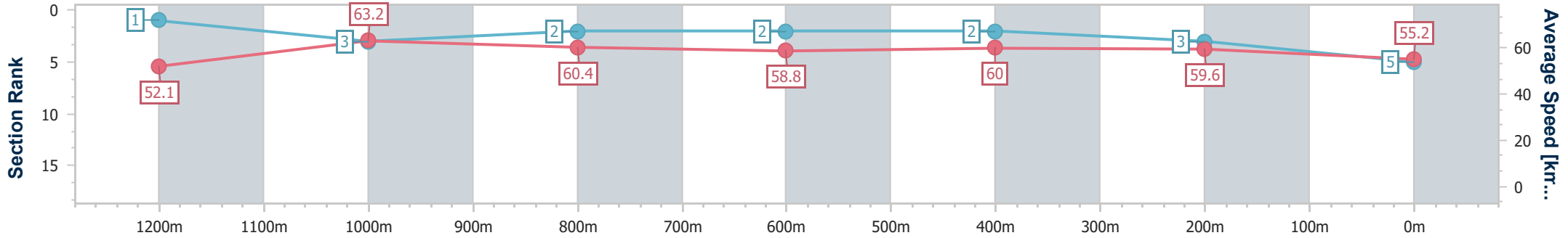


BRISBANE
 RACING CLUB

03 July 2024 - 13:09

Track Rating: Heavy 9, Weather: Showers, Rail Position: +9m Entire

Section	Overall	1200m	1000m	800m	600m	400m	200m
Section Times	1:26.89 [5] (0:13.89)	1:13.00 [1] (0:11.42)	1:01.58 [3] (0:12.06)	0:49.52 [2] (0:12.34)	0:37.18 [2] (0:12.00)	0:25.18 [2] (0:12.04)	0:13.14 [3] (0:13.14)
Average Speed [km/h]	52.1	63.2	60.4	58.8	60.0	59.6	55.2
Top Speed [km/h]	64.5	64.7	62.9	59.9	61.5	61.6	57.8
Avg. Dist. to Rail [m]	3.8	3.1	2.7	1.3	0.3	1.5	1.8
Avg. Stride Freq. [Hz]	2.3	2.3	2.2	2.2	2.2	2.3	2.2
Avg. Stride Length [m]	6.4	7.7	7.6	7.5	7.5	7.2	7.0



- [] Ranking at each section and finish
- .-.- No data available at this section
- NA No data available



Horse/Jockey Name	Ain't Nobody
Final Rank	6
Fastest Section Time (Section)	0:11.73 (1200m)
Top Speed [km/h] (Section)	63.1 (1000m)
Race State	Finished



Eagle Farm QLD Professional
Race 3: LADBROKES RACING CLUB QTIS Three-Year-Old
Colts and Geldings Maiden Plate - 1400m

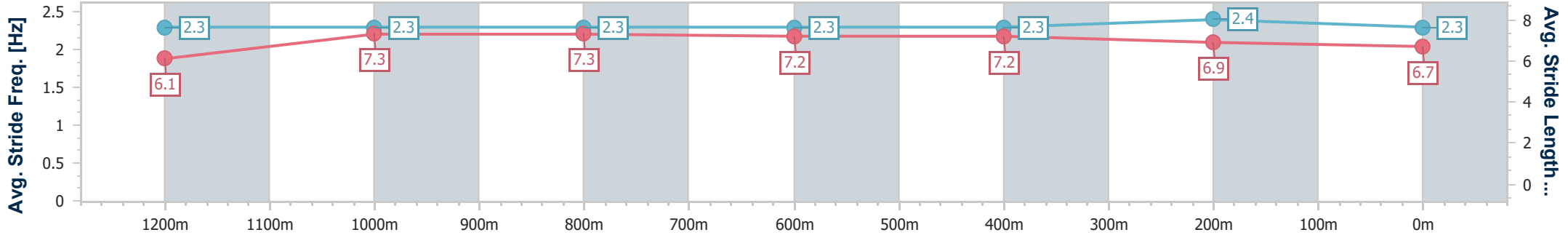
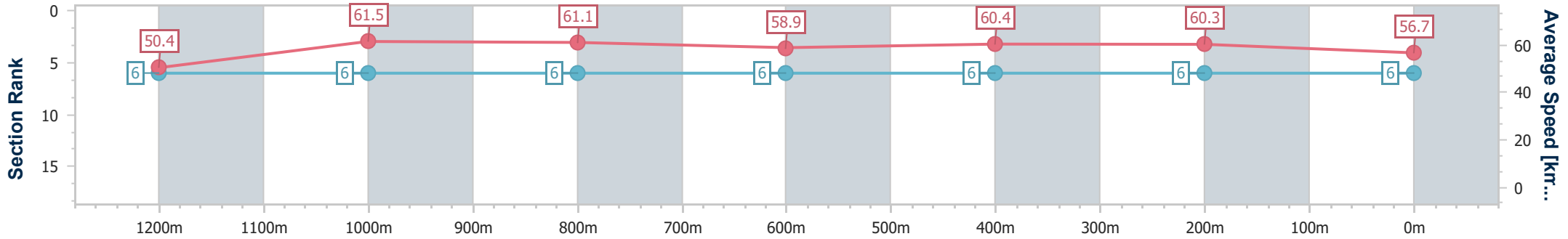


BRISBANE
RACING CLUB

03 July 2024 - 13:09

Track Rating: Heavy 9, Weather: Showers, Rail Position: +9m Entire

Section	Overall	1200m	1000m	800m	600m	400m	200m
Section Times	1:27.01 [6] (0:14.31)	1:12.70 [6] (0:11.73)	1:00.97 [6] (0:11.93)	0:49.04 [6] (0:12.28)	0:36.76 [6] (0:12.02)	0:24.74 [6] (0:11.95)	0:12.79 [6] (0:12.79)
Average Speed [km/h]	50.4	61.5	61.1	58.9	60.4	60.3	56.7
Top Speed [km/h]	63.0	63.0	63.1	60.4	61.7	61.6	58.9
Avg. Dist. to Rail [m]	6.7	2.9	2.2	1.3	1.7	6.0	5.6
Avg. Stride Freq. [Hz]	2.3	2.3	2.3	2.3	2.3	2.4	2.3
Avg. Stride Length [m]	6.1	7.3	7.3	7.2	7.2	6.9	6.7



- [] Ranking at each section and finish
- .-.- No data available at this section
- NA No data available



Horse/Jockey Name	Midnight Madness
Final Rank	7
Fastest Section Time (Section)	0:11.73 (600m)
Top Speed [km/h] (Section)	64.0 (600m)
Race State	Finished



Eagle Farm QLD Professional
Race 3: LADBROKES RACING CLUB QTIS Three-Year-Old
Colts and Geldings Maiden Plate - 1400m

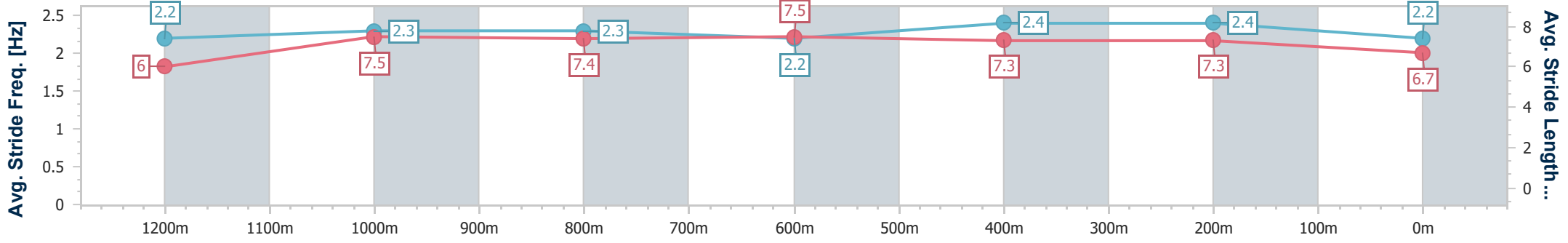
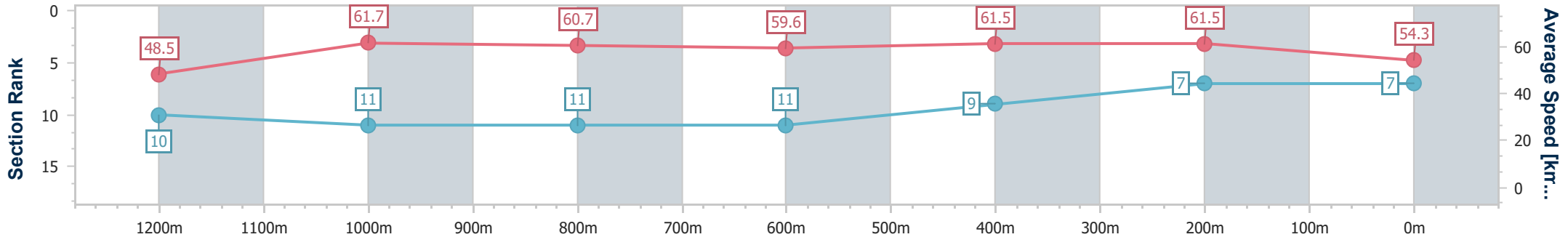


BRISBANE
RACING CLUB

03 July 2024 - 13:09

Track Rating: Heavy 9, Weather: Showers, Rail Position: +9m Entire

Section	Overall	1200m	1000m	800m	600m	400m	200m
Section Times	1:27.62 [7] (0:14.91)	1:12.71 [10] (0:11.75)	1:00.96 [11] (0:11.94)	0:49.02 [11] (0:12.25)	0:36.77 [11] (0:11.73)	0:25.04 [9] (0:11.73)	0:13.31 [7] (0:13.31)
Average Speed [km/h]	48.5	61.7	60.7	59.6	61.5	61.5	54.3
Top Speed [km/h]	63.3	63.4	62.3	61.3	64.0	63.5	58.2
Avg. Dist. to Rail [m]	9.3	3.4	2.5	2.0	1.0	2.7	2.0
Avg. Stride Freq. [Hz]	2.2	2.3	2.3	2.2	2.4	2.4	2.2
Avg. Stride Length [m]	6.0	7.5	7.4	7.5	7.3	7.3	6.7



- [] Ranking at each section and finish
- .-.- No data available at this section
- NA No data available



Horse/Jockey Name	Lietuva
Final Rank	8
Fastest Section Time (Section)	0:11.78 (1200m)
Top Speed [km/h] (Section)	63.4 (400m)
Race State	Finished



Eagle Farm QLD Professional
Race 3: LADBROKES RACING CLUB QTIS Three-Year-Old
Colts and Geldings Maiden Plate - 1400m

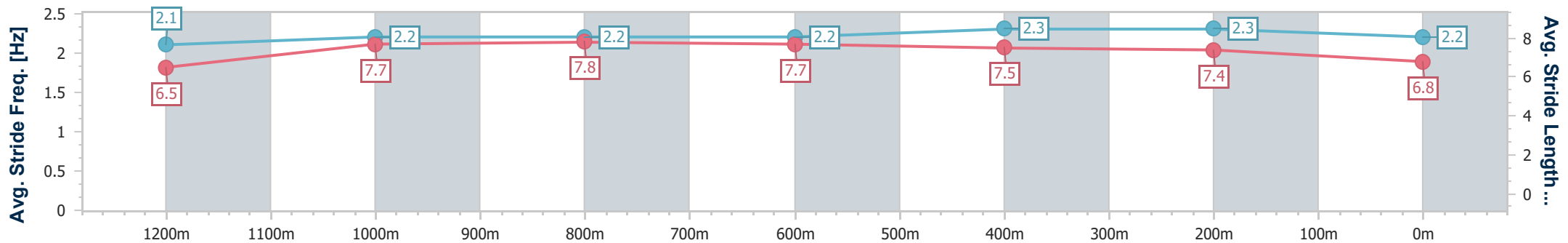
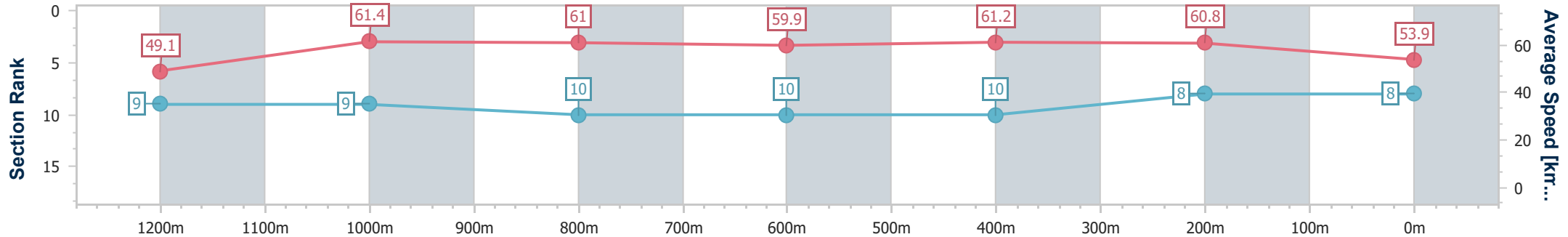


BRISBANE
RACING CLUB

03 July 2024 - 13:09

Track Rating: Heavy 9, Weather: Showers, Rail Position: +9m Entire

Section	Overall	1200m	1000m	800m	600m	400m	200m
Section Times	1:27.91 [8] (0:14.69)	1:13.22 [9] (0:11.78)	1:01.44 [9] (0:11.97)	0:49.47 [10] (0:12.22)	0:37.25 [10] (0:11.97)	0:25.28 [10] (0:11.85)	0:13.43 [8] (0:13.43)
Average Speed [km/h]	49.1	61.4	61.0	59.9	61.2	60.8	53.9
Top Speed [km/h]	62.9	62.5	62.0	61.9	63.4	63.4	58.1
Avg. Dist. to Rail [m]	8.5	3.8	3.3	2.8	4.2	7.4	5.4
Avg. Stride Freq. [Hz]	2.1	2.2	2.2	2.2	2.3	2.3	2.2
Avg. Stride Length [m]	6.5	7.7	7.8	7.7	7.5	7.4	6.8



- [] Ranking at each section and finish
- .-.- No data available at this section
- NA No data available



Horse/Jockey Name	Tarzoboom
Final Rank	9
Fastest Section Time (Section)	0:11.62 (1200m)
Top Speed [km/h] (Section)	63.6 (1200m)
Race State	Finished



Eagle Farm QLD Professional
Race 3: LADBROKES RACING CLUB QTIS Three-Year-Old
Colts and Geldings Maiden Plate - 1400m

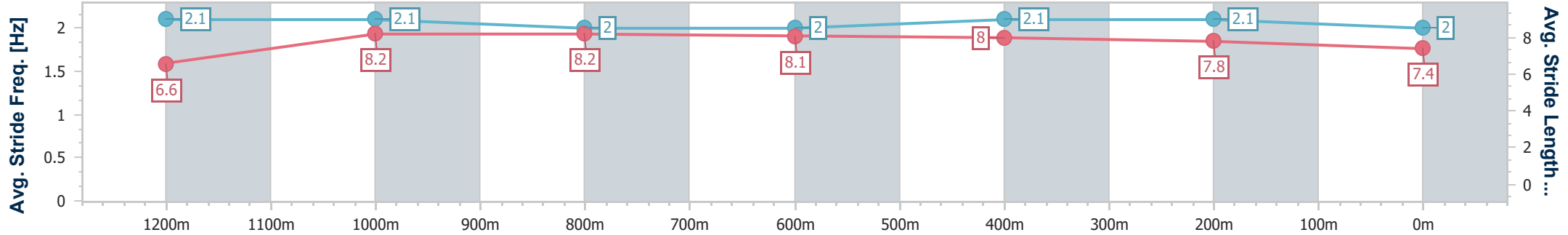
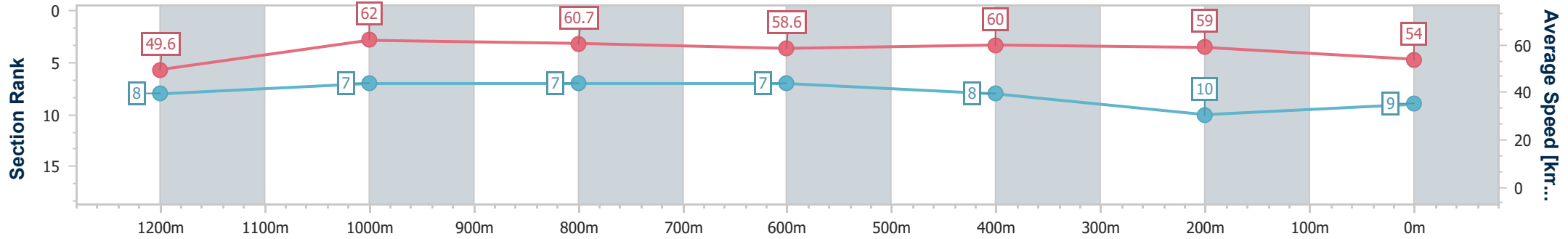


BRISBANE
RACING CLUB

03 July 2024 - 13:09

Track Rating: Heavy 9, Weather: Showers, Rail Position: +9m Entire

Section	Overall	1200m	1000m	800m	600m	400m	200m
Section Times	1:27.99 [9] (0:14.55)	1:13.44 [8] (0:11.62)	1:01.82 [7] (0:11.98)	0:49.84 [7] (0:12.25)	0:37.59 [7] (0:12.00)	0:25.59 [8] (0:12.20)	0:13.39 [10] (0:13.39)
Average Speed [km/h]	49.6	62.0	60.7	58.6	60.0	59.0	54.0
Top Speed [km/h]	63.5	63.6	61.3	59.8	61.2	61.1	56.7
Avg. Dist. to Rail [m]	4.5	2.1	1.5	0.3	0.5	1.5	1.8
Avg. Stride Freq. [Hz]	2.1	2.1	2.0	2.0	2.1	2.1	2.0
Avg. Stride Length [m]	6.6	8.2	8.2	8.1	8.0	7.8	7.4



- [] Ranking at each section and finish
- .-.- No data available at this section
- NA No data available



Horse/Jockey Name	Anacardium
Final Rank	10
Fastest Section Time (Section)	0:11.77 (1200m)
Top Speed [km/h] (Section)	62.8 (Overall)
Race State	Finished



Eagle Farm QLD Professional
Race 3: LADBROKES RACING CLUB QTIS Three-Year-Old
Colts and Geldings Maiden Plate - 1400m

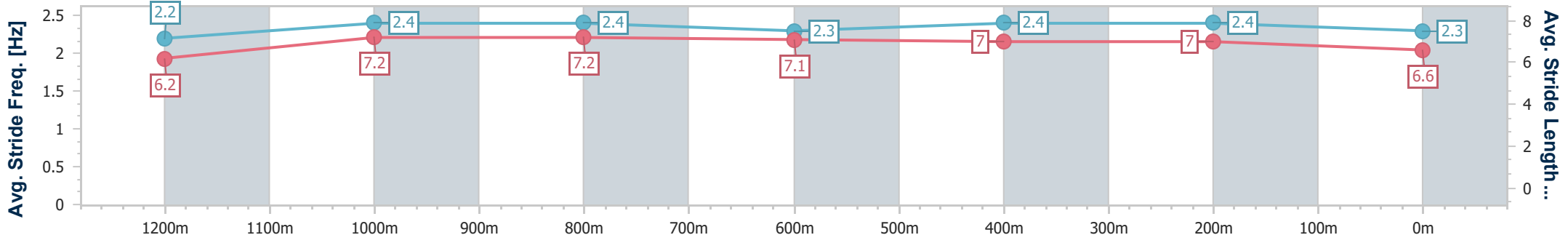
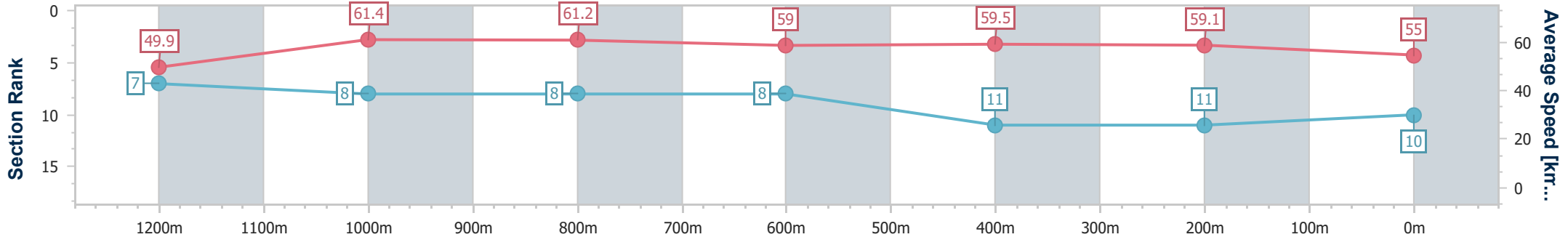


BRISBANE
RACING CLUB

03 July 2024 - 13:09

Track Rating: Heavy 9, Weather: Showers, Rail Position: +9m Entire

Section	Overall	1200m	1000m	800m	600m	400m	200m
Section Times	1:28.18 [10] (0:14.49)	1:13.69 [7] (0:11.77)	1:01.92 [8] (0:12.07)	0:49.85 [8] (0:12.27)	0:37.58 [8] (0:12.22)	0:25.36 [11] (0:12.17)	0:13.19 [11] (0:13.19)
Average Speed [km/h]	49.9	61.4	61.2	59.0	59.5	59.1	55.0
Top Speed [km/h]	62.8	62.6	62.1	60.0	61.7	61.5	57.5
Avg. Dist. to Rail [m]	7.2	4.6	4.8	1.4	1.8	6.0	4.2
Avg. Stride Freq. [Hz]	2.2	2.4	2.4	2.3	2.4	2.4	2.3
Avg. Stride Length [m]	6.2	7.2	7.2	7.1	7.0	7.0	6.6



- [] Ranking at each section and finish
- .-.- No data available at this section
- NA No data available



Horse/Jockey Name	Duke Of Lancaster
Final Rank	11
Fastest Section Time (Section)	0:11.56 (1200m)
Top Speed [km/h] (Section)	64.0 (1200m)
Race State	Finished



Eagle Farm QLD Professional
 Race 3: LADBROKES RACING CLUB QTIS Three-Year-Old
 Colts and Geldings Maiden Plate - 1400m

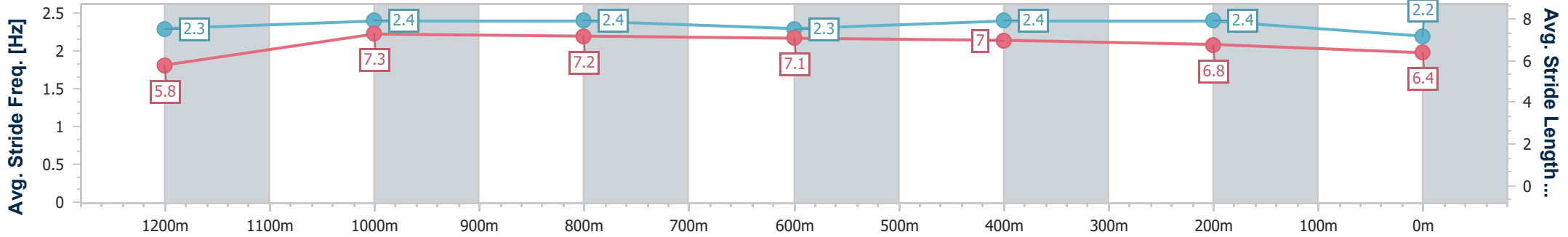
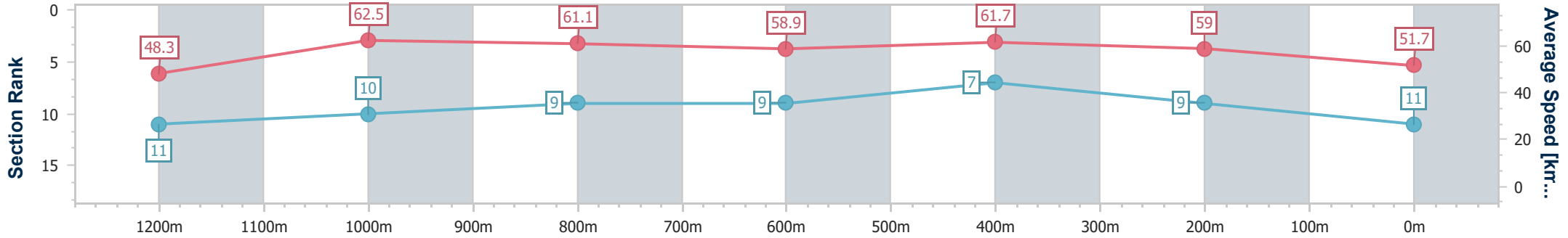


BRISBANE
 RACING CLUB

03 July 2024 - 13:09

Track Rating: Heavy 9, Weather: Showers, Rail Position: +9m Entire

Section	Overall	1200m	1000m	800m	600m	400m	200m
Section Times	1:28.58 [11] (0:14.94)	1:13.64 [11] (0:11.56)	1:02.08 [10] (0:11.92)	0:50.16 [9] (0:12.20)	0:37.96 [9] (0:11.75)	0:26.21 [7] (0:12.20)	0:14.01 [9] (0:14.01)
Average Speed [km/h]	48.3	62.5	61.1	58.9	61.7	59.0	51.7
Top Speed [km/h]	62.6	64.0	62.7	59.9	62.2	62.4	54.9
Avg. Dist. to Rail [m]	7.9	2.4	2.1	0.4	1.2	4.5	5.0
Avg. Stride Freq. [Hz]	2.3	2.4	2.4	2.3	2.4	2.4	2.2
Avg. Stride Length [m]	5.8	7.3	7.2	7.1	7.0	6.8	6.4



- [] Ranking at each section and finish
- .-.- No data available at this section
- NA No data available