



Eagle Farm QLD Professional
Race 2: TEDDY BEARS PICNIC 3 AUGUST QTIS Three-Year-Old Fillies
Maiden Plate - 1400m
03 July 2024 - 12:34



Track Rating: Heavy 8, Weather: Showers, Rail Position: +9m Entire

Section	Field Times	Overall	1200m	1000m	800m	600m	400m	Last 600m				
		1:26.96 (0:13.89)	1:13.07 (0:11.22)	1:01.85 (0:11.73)	0:50.12 (0:12.32)	0:37.80 (0:12.39)	0:25.41 (0:12.22)	0:37.80				
Rank	TAB Horse/Jockey	Barrier	Top Speed [km/h]	Fastest Section	Overall	1200m	1000m	800m	600m	400m	Last 600m	Distance Travelled [m]
1	5 HURRICANE HARLOW Damien Thornton	2	66.5	0:11.35	1:26.96 [1] (0:14.01)	1:12.95 [5] (0:11.35)	1:01.60 [5] (0:11.77)	0:49.83 [4] (0:12.38)	0:37.45 [4] (0:12.21)	0:25.24 [4] (0:12.05)	0:37.45	
2	2 CLIODHNA MAEVE Michael Rodd	1	66.8	0:11.31	1:27.29 [2] (0:13.99)	1:13.30 [3] (0:11.31)	1:01.99 [4] (0:11.92)	0:50.07 [5] (0:12.52)	0:37.55 [5] (0:12.16)	0:25.39 [5] (0:12.02)	0:37.55	+1
3	3 COSMIC BEAUTY Rikki Jamieson	3	66.3	0:11.29	1:27.32 [3] (0:13.89)	1:13.43 [1] (0:11.29)	1:02.14 [2] (0:11.88)	0:50.26 [2] (0:12.33)	0:37.93 [2] (0:12.29)	0:25.64 [2] (0:12.23)	0:37.93	-4
4	10 SHOW ME THE STARS Dale Smith	9	65.5	0:11.40	1:27.52 [4] (0:14.34)	1:13.18 [7] (0:11.40)	1:01.78 [6] (0:11.79)	0:49.99 [6] (0:12.48)	0:37.51 [7] (0:11.96)	0:25.55 [6] (0:12.28)	0:37.51	-1
5	7 MEHRETU James Orman	10	66.1	0:11.29	1:27.64 [5] (0:13.99)	1:13.65 [2] (0:11.29)	1:02.36 [3] (0:11.84)	0:50.52 [3] (0:12.38)	0:38.14 [3] (0:12.21)	0:25.93 [3] (0:12.28)	0:38.14	-1
6	8 OMIKAMI Ryan Maloney	4	63.4	0:11.64	1:28.05 [6] (0:14.55)	1:13.50 [9] (0:11.68)	1:01.82 [9] (0:11.64)	0:50.18 [9] (0:12.31)	0:37.87 [9] (0:12.06)	0:25.81 [9] (0:12.19)	0:37.87	+0
7	6 IT'SALLSAIDANDONE Adin Thompson	5	64.5	0:11.59	1:28.09 [7] (0:14.26)	1:13.83 [6] (0:11.59)	1:02.24 [7] (0:11.88)	0:50.36 [8] (0:12.39)	0:37.97 [8] (0:12.03)	0:25.94 [8] (0:12.25)	0:37.97	+2
8	4 DASHING HOPE Nikita Beriman	11	66.9	0:11.11	1:28.53 [8] (0:14.00)	1:14.53 [4] (0:11.11)	1:03.42 [1] (0:11.73)	0:51.69 [1] (0:12.32)	0:39.37 [1] (0:12.39)	0:26.98 [1] (0:12.67)	0:39.37	-3
9	1 AMATERASU Samantha Collett	6	64.9	0:11.47	1:29.68 [9] (0:14.55)	1:15.13 [8] (0:11.47)	1:03.66 [8] (0:11.55)	0:52.11 [7] (0:12.31)	0:39.80 [6] (0:12.25)	0:27.55 [7] (0:12.62)	0:39.80	+3

Scratched: Touchofclass (#11), Poutchek (#9)



Eagle Farm QLD Professional
Race 2: TEDDY BEARS PICNIC 3 AUGUST QTIS Three-Year-Old Fillies
Maiden Plate - 1400m
03 July 2024 - 12:34



Track Rating: Heavy 8, Weather: Showers, Rail Position: +9m Entire

Section				200m				Last 600m	
Field Times				0:13.19				0:37.80	
				(0:13.19)					
Rank	TAB Horse/Jockey	Barrier	Top Speed [km/h]	Fastest Section	Margin				Distance Travelled [m]
1	5 HURRICANE HARLOW Damien Thornton	2	66.5 Overall	0:11.35 1200m	0:13.19 [1] (0:13.19)	1:26.96		0:37.45	
2	2 CLIODHNA MAEVE Michael Rodd	1	66.8 400m	0:11.31 1200m	0:13.37 [3] (0:13.37)	1.96L		0:37.55	+1
3	3 COSMIC BEAUTY Rikki Jamieson	3	66.3 Overall	0:11.29 1200m	0:13.41 [2] (0:13.41)	2.1L		0:37.93	-4
4	10 SHOW ME THE STARS Dale Smith	9	65.5 1200m	0:11.40 1200m	0:13.27 [6] (0:13.27)	3.33L		0:37.51	-1
5	7 MEHRETU James Orman	10	66.1 1200m	0:11.29 1200m	0:13.65 [4] (0:13.65)	4.01L		0:38.14	-1
6	8 OMIKAMI Ryan Maloney	4	63.4 1200m	0:11.64 1000m	0:13.62 [8] (0:13.62)	6.42L		0:37.87	+0
7	6 IT'SALLSAIDANDONE Adin Thompson	5	64.5 1200m	0:11.59 1200m	0:13.69 [7] (0:13.69)	6.64L		0:37.97	+2
8	4 DASHING HOPE Nikita Beriman	11	66.9 1200m	0:11.11 1200m	0:14.31 [5] (0:14.31)	9.22L		0:39.37	-3
9	1 AMATERASU Samantha Collett	6	64.9 1000m	0:11.47 1200m	0:14.93 [9] (0:14.93)	15.99L		0:39.80	+3

Scratched: Touchofclass (#11), Poutchek (#9)



Horse/Jockey Name	Hurricane Harlow
Final Rank	1
Fastest Section Time (Section)	0:11.35 (1200m)
Top Speed [km/h] (Section)	66.5 (Overall)
Race State	Finished



Eagle Farm QLD Professional
 Race 2: TEDDY BEARS PICNIC 3 AUGUST QTIS Three-Year-Old
 Fillies Maiden Plate - 1400m

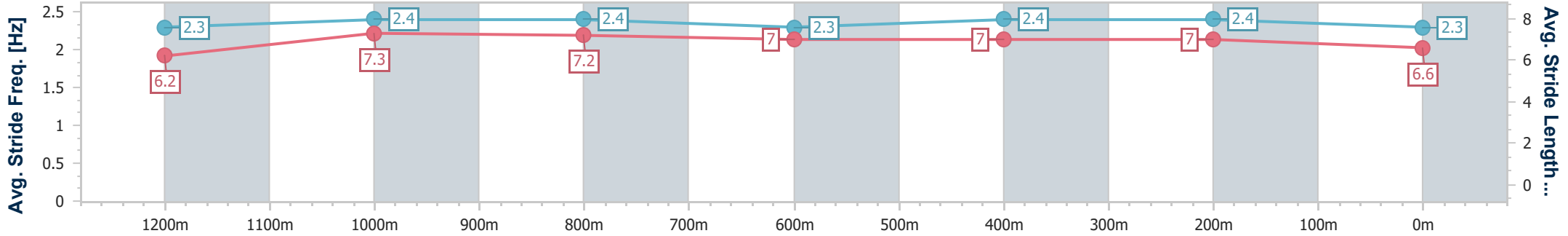
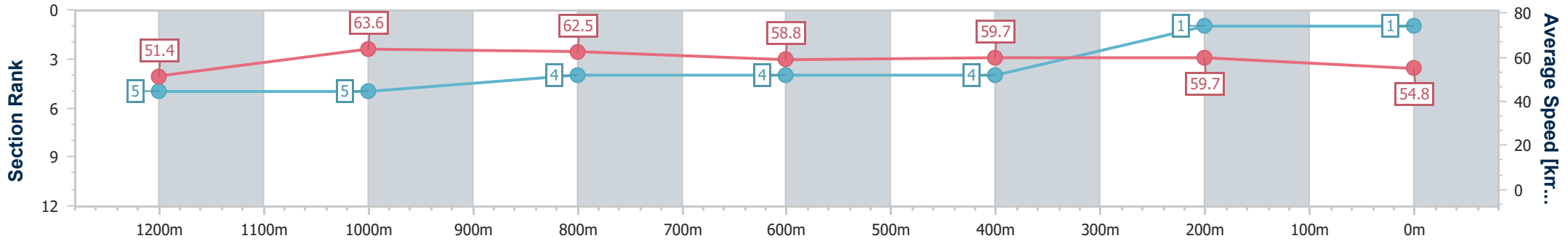


BRISBANE
 RACING CLUB

03 July 2024 - 12:34

Track Rating: Heavy 8, Weather: Showers, Rail Position: +9m Entire

Section	Overall	1200m	1000m	800m	600m	400m	200m
Section Times	1:26.96 [1] (0:14.01)	1:12.95 [5] (0:11.35)	1:01.60 [5] (0:11.77)	0:49.83 [4] (0:12.38)	0:37.45 [4] (0:12.21)	0:25.24 [4] (0:12.05)	0:13.19 [1] (0:13.19)
Average Speed [km/h]	51.4	63.6	62.5	58.8	59.7	59.7	54.8
Top Speed [km/h]	66.5	65.6	64.4	60.3	61.5	62.2	56.7
Avg. Dist. to Rail [m]	3.8	4.2	4.1	3.0	2.6	4.7	4.2
Avg. Stride Freq. [Hz]	2.3	2.4	2.4	2.3	2.4	2.4	2.3
Avg. Stride Length [m]	6.2	7.3	7.2	7.0	7.0	7.0	6.6



- [] Ranking at each section and finish
- .-.- No data available at this section
- NA No data available



Horse/Jockey Name	Clodhna Maeve
Final Rank	2
Fastest Section Time (Section)	0:11.31 (1200m)
Top Speed [km/h] (Section)	66.8 (400m)
Race State	Finished

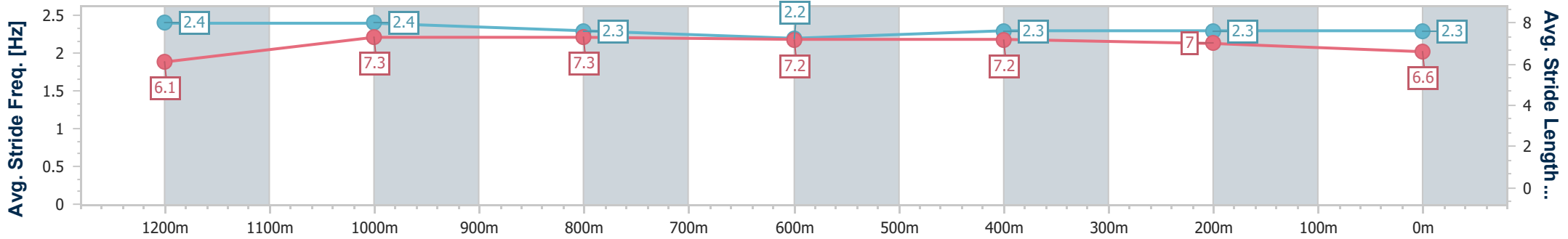
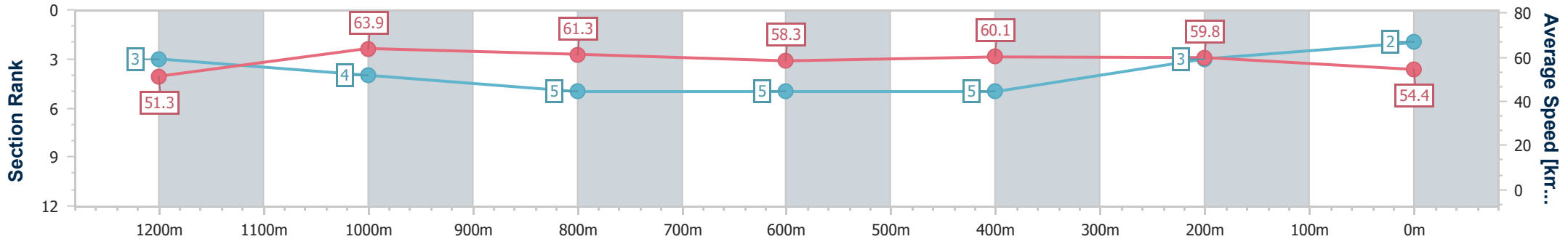


Eagle Farm QLD Professional
 Race 2: TEDDY BEARS PICNIC 3 AUGUST QTIS Three-Year-Old
 Fillies Maiden Plate - 1400m
 03 July 2024 - 12:34
 Track Rating: Heavy 8, Weather: Showers, Rail Position: +9m Entire



BRISBANE
 RACING CLUB

Section	Overall	1200m	1000m	800m	600m	400m	200m
Section Times	1:27.29 [2] (0:13.99)	1:13.30 [3] (0:11.31)	1:01.99 [4] (0:11.92)	0:50.07 [5] (0:12.52)	0:37.55 [5] (0:12.16)	0:25.39 [5] (0:12.02)	0:13.37 [3] (0:13.37)
Average Speed [km/h]	51.3	63.9	61.3	58.3	60.1	59.8	54.4
Top Speed [km/h]	65.1	65.2	62.9	60.0	63.0	66.8	58.0
Avg. Dist. to Rail [m]	2.0	0.7	4.0	3.2	2.5	7.1	7.7
Avg. Stride Freq. [Hz]	2.4	2.4	2.3	2.2	2.3	2.3	2.3
Avg. Stride Length [m]	6.1	7.3	7.3	7.2	7.2	7.0	6.6



- [] Ranking at each section and finish
- .-.- No data available at this section
- NA No data available



Horse/Jockey Name	Cosmic Beauty
Final Rank	3
Fastest Section Time (Section)	0:11.29 (1200m)
Top Speed [km/h] (Section)	66.3 (Overall)
Race State	Finished

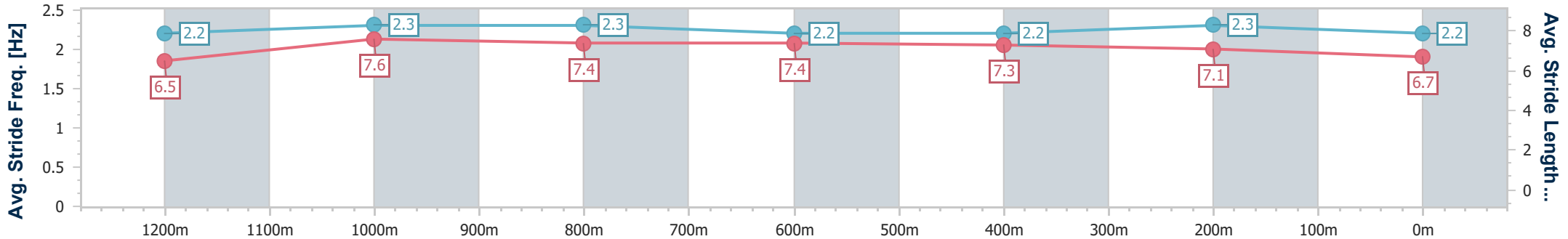
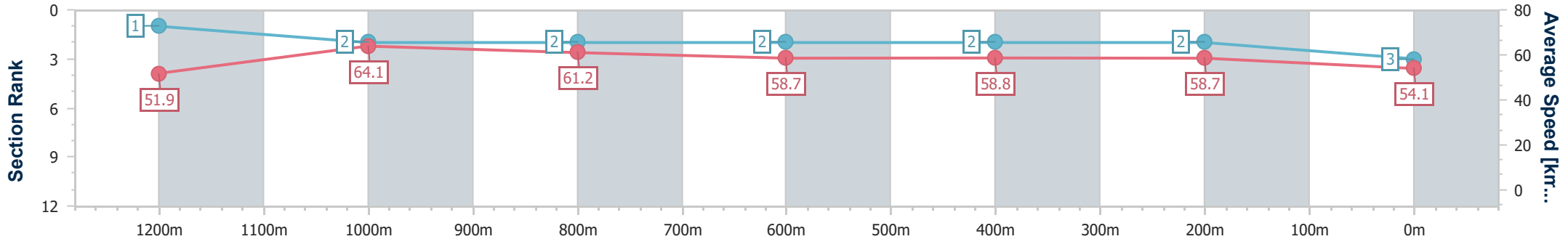


Eagle Farm QLD Professional
 Race 2: TEDDY BEARS PICNIC 3 AUGUST QTIS Three-Year-Old
 Fillies Maiden Plate - 1400m
 03 July 2024 - 12:34
 Track Rating: Heavy 8, Weather: Showers, Rail Position: +9m Entire



BRISBANE
 RACING CLUB

Section	Overall	1200m	1000m	800m	600m	400m	200m
Section Times	1:27.32 [3] (0:13.89)	1:13.43 [1] (0:11.29)	1:02.14 [2] (0:11.88)	0:50.26 [2] (0:12.33)	0:37.93 [2] (0:12.29)	0:25.64 [2] (0:12.23)	0:13.41 [2] (0:13.41)
Average Speed [km/h]	51.9	64.1	61.2	58.7	58.8	58.7	54.1
Top Speed [km/h]	66.3	65.3	62.8	59.5	60.2	60.3	56.6
Avg. Dist. to Rail [m]	5.1	2.1	2.2	1.4	0.4	0.1	1.1
Avg. Stride Freq. [Hz]	2.2	2.3	2.3	2.2	2.2	2.3	2.2
Avg. Stride Length [m]	6.5	7.6	7.4	7.4	7.3	7.1	6.7



- [] Ranking at each section and finish
- .-.- No data available at this section
- NA No data available



Horse/Jockey Name	Show Me The Stars
Final Rank	4
Fastest Section Time (Section)	0:11.40 (1200m)
Top Speed [km/h] (Section)	65.5 (1200m)
Race State	Finished

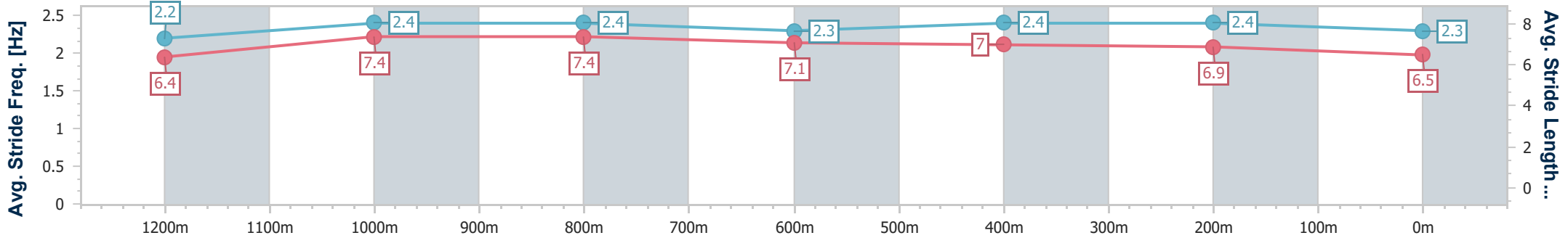
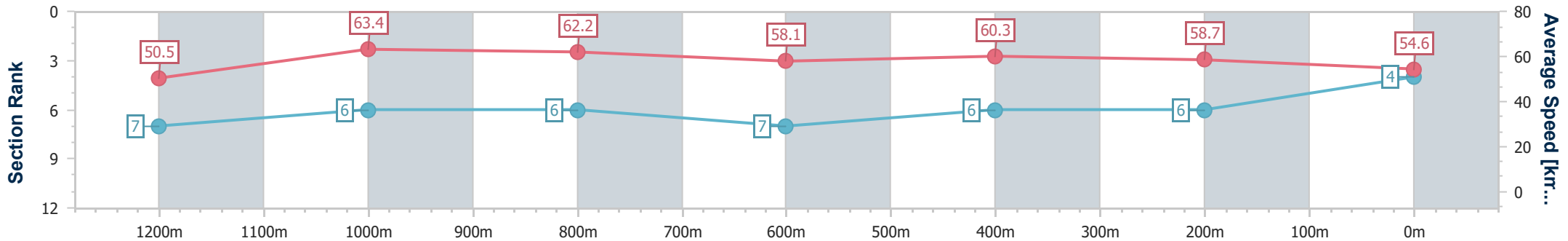


Eagle Farm QLD Professional
 Race 2: TEDDY BEARS PICNIC 3 AUGUST QTIS Three-Year-Old
 Fillies Maiden Plate - 1400m
 03 July 2024 - 12:34
 Track Rating: Heavy 8, Weather: Showers, Rail Position: +9m Entire



BRISBANE
 RACING CLUB

Section	Overall	1200m	1000m	800m	600m	400m	200m
Section Times	1:27.52 [4] (0:14.34)	1:13.18 [7] (0:11.40)	1:01.78 [6] (0:11.79)	0:49.99 [6] (0:12.48)	0:37.51 [7] (0:11.96)	0:25.55 [6] (0:12.28)	0:13.27 [6] (0:13.27)
Average Speed [km/h]	50.5	63.4	62.2	58.1	60.3	58.7	54.6
Top Speed [km/h]	65.4	65.5	63.0	61.5	62.9	61.1	56.5
Avg. Dist. to Rail [m]	7.4	4.2	3.5	2.0	0.6	1.0	1.4
Avg. Stride Freq. [Hz]	2.2	2.4	2.4	2.3	2.4	2.4	2.3
Avg. Stride Length [m]	6.4	7.4	7.4	7.1	7.0	6.9	6.5



- [] Ranking at each section and finish
- .-.- No data available at this section
- NA No data available



Horse/Jockey Name	Mehretu
Final Rank	5
Fastest Section Time (Section)	0:11.29 (1200m)
Top Speed [km/h] (Section)	66.1 (1200m)
Race State	Finished

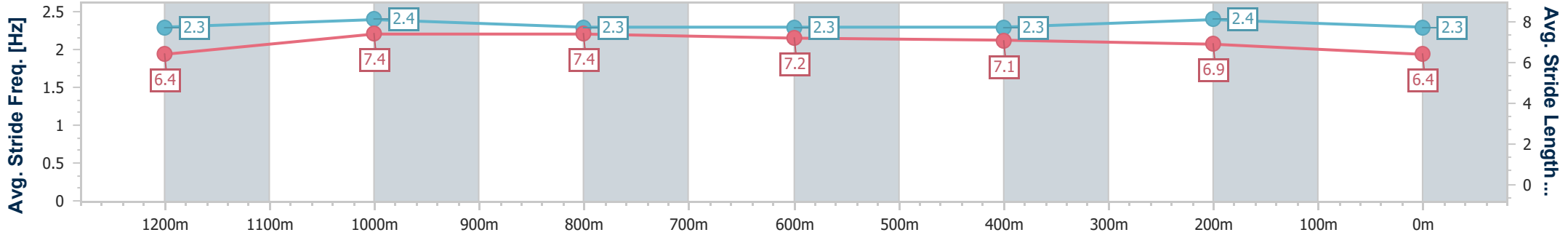
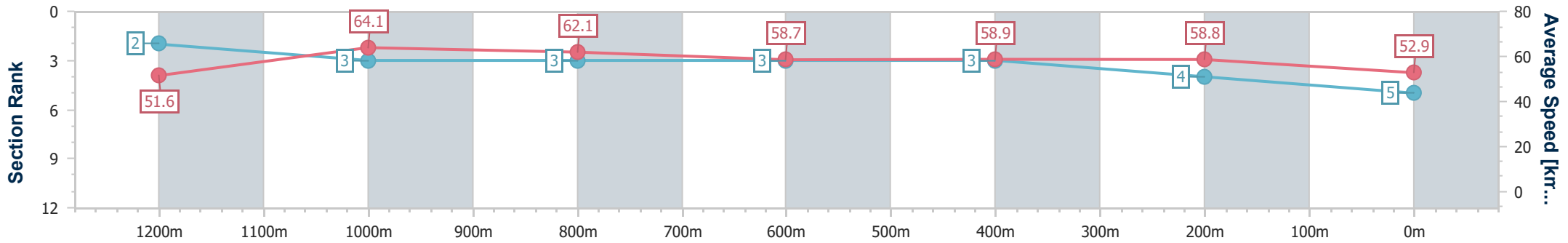


Eagle Farm QLD Professional
 Race 2: TEDDY BEARS PICNIC 3 AUGUST QTIS Three-Year-Old
 Fillies Maiden Plate - 1400m
 03 July 2024 - 12:34
 Track Rating: Heavy 8, Weather: Showers, Rail Position: +9m Entire



BRISBANE
 RACING CLUB

Section	Overall	1200m	1000m	800m	600m	400m	200m
Section Times	1:27.64 [5] (0:13.99)	1:13.65 [2] (0:11.29)	1:02.36 [3] (0:11.84)	0:50.52 [3] (0:12.38)	0:38.14 [3] (0:12.21)	0:25.93 [3] (0:12.28)	0:13.65 [4] (0:13.65)
Average Speed [km/h]	51.6	64.1	62.1	58.7	58.9	58.8	52.9
Top Speed [km/h]	65.5	66.1	63.4	60.7	60.7	60.5	56.9
Avg. Dist. to Rail [m]	8.6	4.6	4.1	2.5	0.5	0.9	2.5
Avg. Stride Freq. [Hz]	2.3	2.4	2.3	2.3	2.3	2.4	2.3
Avg. Stride Length [m]	6.4	7.4	7.4	7.2	7.1	6.9	6.4



- [] Ranking at each section and finish
- .-.- No data available at this section
- NA No data available



Horse/Jockey Name	Omikami
Final Rank	6
Fastest Section Time (Section)	0:11.64 (1000m)
Top Speed [km/h] (Section)	63.4 (1200m)
Race State	Finished



Eagle Farm QLD Professional
 Race 2: TEDDY BEARS PICNIC 3 AUGUST QTIS Three-Year-Old
 Fillies Maiden Plate - 1400m

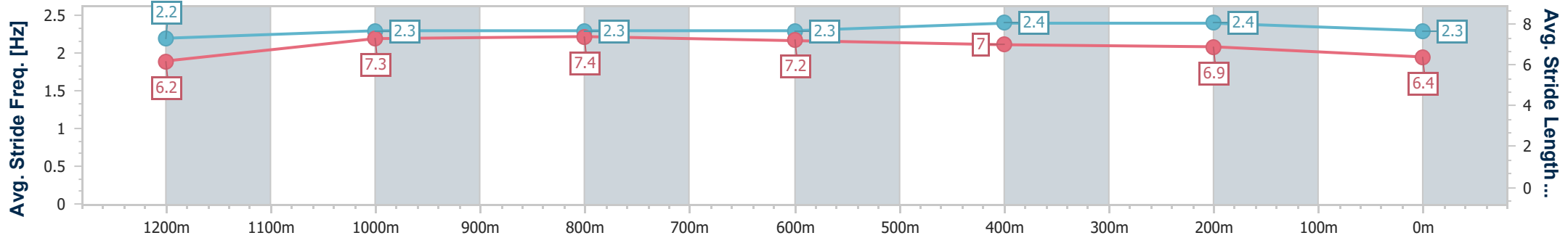
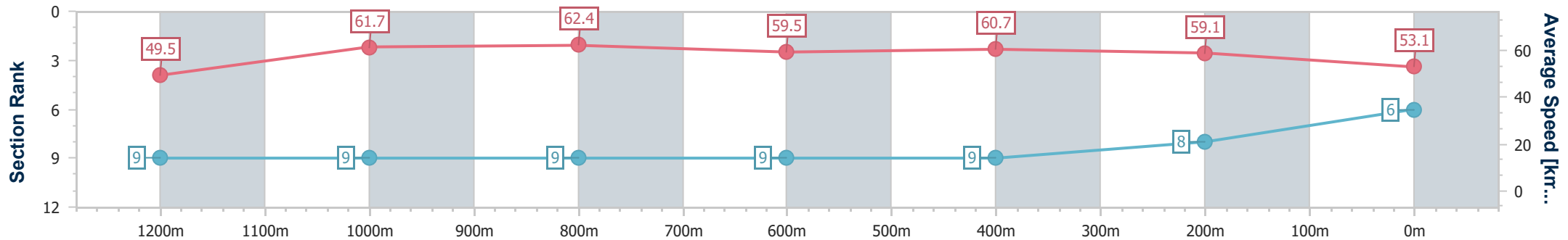


BRISBANE
 RACING CLUB

03 July 2024 - 12:34

Track Rating: Heavy 8, Weather: Showers, Rail Position: +9m Entire

Section	Overall	1200m	1000m	800m	600m	400m	200m
Section Times	1:28.05 [6] (0:14.55)	1:13.50 [9] (0:11.68)	1:01.82 [9] (0:11.64)	0:50.18 [9] (0:12.31)	0:37.87 [9] (0:12.06)	0:25.81 [9] (0:12.19)	0:13.62 [8] (0:13.62)
Average Speed [km/h]	49.5	61.7	62.4	59.5	60.7	59.1	53.1
Top Speed [km/h]	62.3	63.4	62.9	63.1	62.1	61.2	56.1
Avg. Dist. to Rail [m]	3.7	1.5	1.9	3.9	3.6	6.3	7.7
Avg. Stride Freq. [Hz]	2.2	2.3	2.3	2.3	2.4	2.4	2.3
Avg. Stride Length [m]	6.2	7.3	7.4	7.2	7.0	6.9	6.4



- [] Ranking at each section and finish
- .-.- No data available at this section
- NA No data available



Horse/Jockey Name	It'sallsaidandone
Final Rank	7
Fastest Section Time (Section)	0:11.59 (1200m)
Top Speed [km/h] (Section)	64.5 (1200m)
Race State	Finished

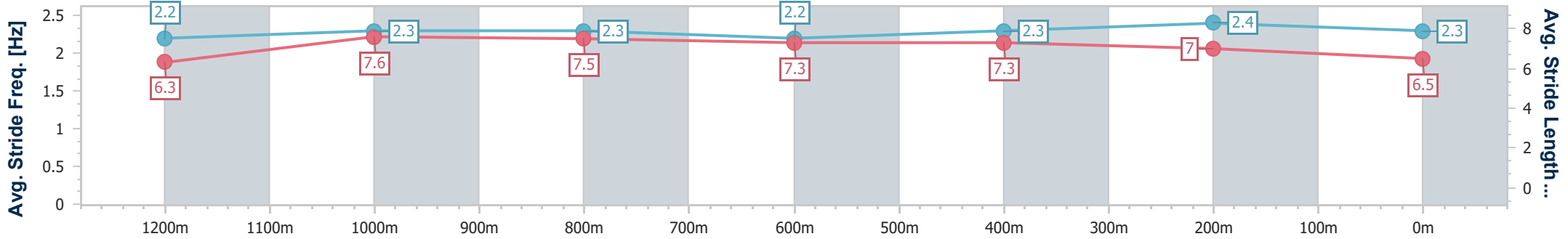
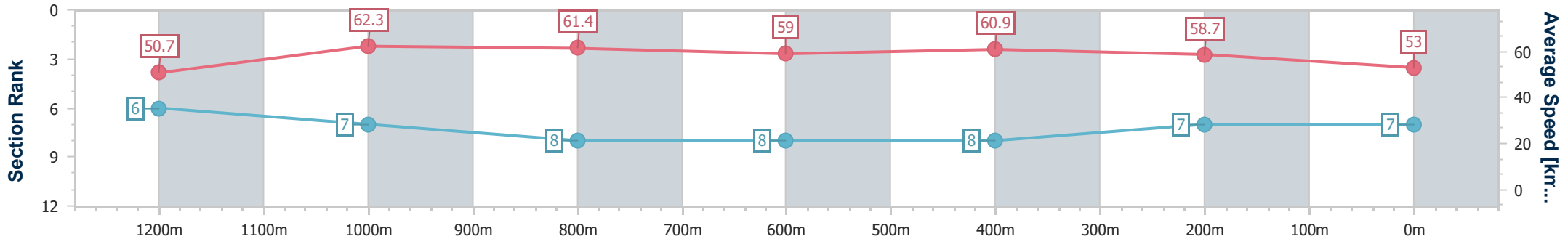


Eagle Farm QLD Professional
 Race 2: TEDDY BEARS PICNIC 3 AUGUST QTIS Three-Year-Old
 Fillies Maiden Plate - 1400m
 03 July 2024 - 12:34
 Track Rating: Heavy 8, Weather: Showers, Rail Position: +9m Entire



BRISBANE
 RACING CLUB

Section	Overall	1200m	1000m	800m	600m	400m	200m
Section Times	1:28.09 [7] (0:14.26)	1:13.83 [6] (0:11.59)	1:02.24 [7] (0:11.88)	0:50.36 [8] (0:12.39)	0:37.97 [8] (0:12.03)	0:25.94 [8] (0:12.25)	0:13.69 [7] (0:13.69)
Average Speed [km/h]	50.7	62.3	61.4	59.0	60.9	58.7	53.0
Top Speed [km/h]	63.8	64.5	62.8	61.5	62.8	61.5	55.7
Avg. Dist. to Rail [m]	5.4	2.6	3.3	2.9	3.8	5.9	6.0
Avg. Stride Freq. [Hz]	2.2	2.3	2.3	2.2	2.3	2.4	2.3
Avg. Stride Length [m]	6.3	7.6	7.5	7.3	7.3	7.0	6.5



- [] Ranking at each section and finish
- .-.- No data available at this section
- NA No data available



Horse/Jockey Name	Dashing Hope
Final Rank	8
Fastest Section Time (Section)	0:11.11 (1200m)
Top Speed [km/h] (Section)	66.9 (1200m)
Race State	Finished



Eagle Farm QLD Professional
 Race 2: TEDDY BEARS PICNIC 3 AUGUST QTIS Three-Year-Old
 Fillies Maiden Plate - 1400m

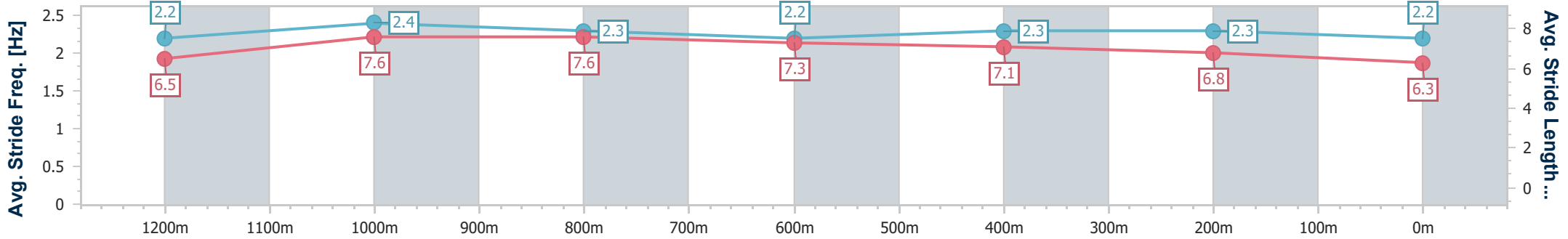
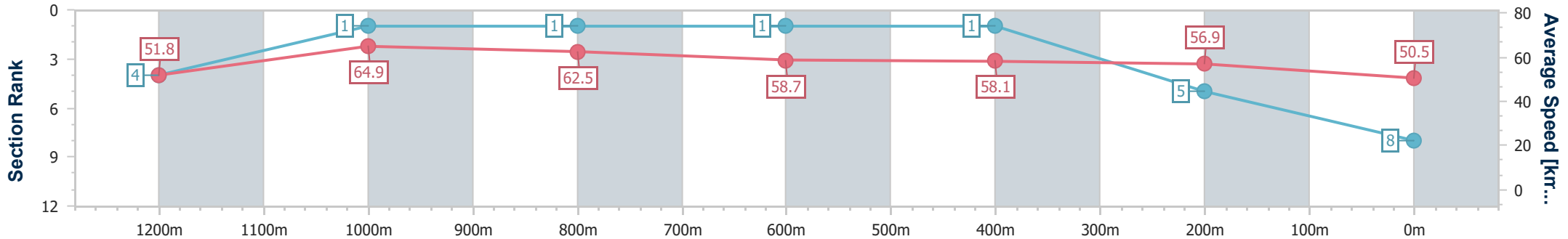


BRISBANE
 RACING CLUB

03 July 2024 - 12:34

Track Rating: Heavy 8, Weather: Showers, Rail Position: +9m Entire

Section	Overall	1200m	1000m	800m	600m	400m	200m
Section Times	1:28.53 [8] (0:14.00)	1:14.53 [4] (0:11.11)	1:03.42 [1] (0:11.73)	0:51.69 [1] (0:12.32)	0:39.37 [1] (0:12.39)	0:26.98 [1] (0:12.67)	0:14.31 [5] (0:14.31)
Average Speed [km/h]	51.8	64.9	62.5	58.7	58.1	56.9	50.5
Top Speed [km/h]	66.9	66.9	65.2	60.4	59.1	59.4	54.3
Avg. Dist. to Rail [m]	10.0	5.5	3.0	0.9	0.5	1.8	2.2
Avg. Stride Freq. [Hz]	2.2	2.4	2.3	2.2	2.3	2.3	2.2
Avg. Stride Length [m]	6.5	7.6	7.6	7.3	7.1	6.8	6.3



- [] Ranking at each section and finish
- .-.- No data available at this section
- NA No data available



Horse/Jockey Name	Amaterasu
Final Rank	9
Fastest Section Time (Section)	0:11.47 (1200m)
Top Speed [km/h] (Section)	64.9 (1000m)
Race State	Finished



Eagle Farm QLD Professional
 Race 2: TEDDY BEARS PICNIC 3 AUGUST QTIS Three-Year-Old
 Fillies Maiden Plate - 1400m

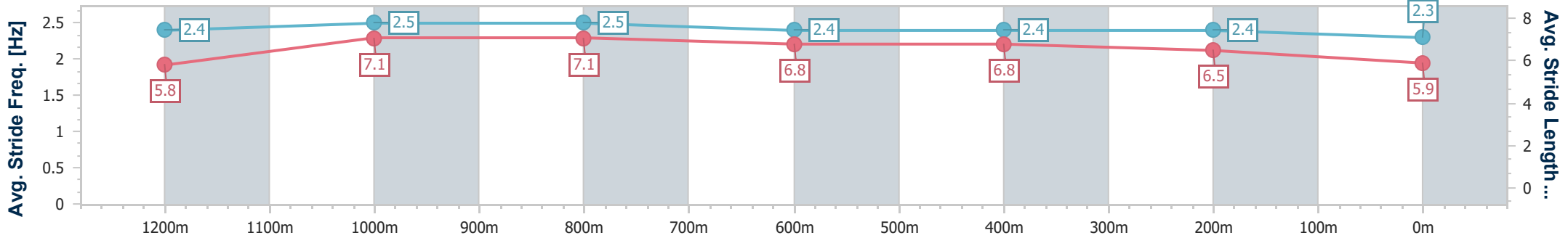
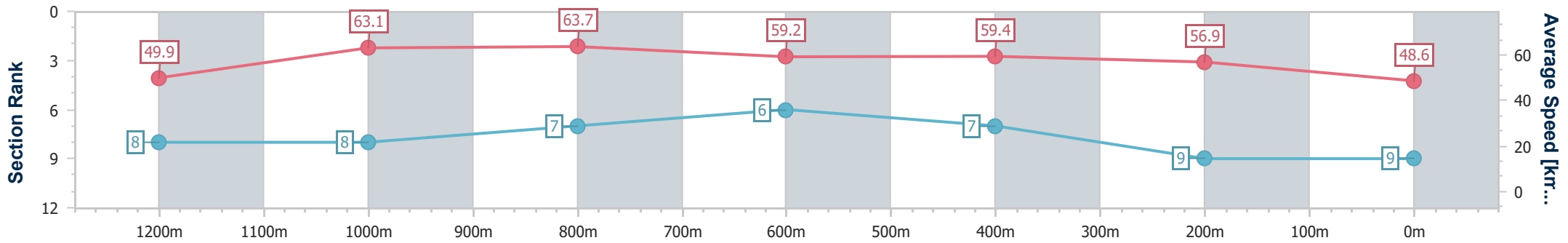


BRISBANE
 RACING CLUB

03 July 2024 - 12:34

Track Rating: Heavy 8, Weather: Showers, Rail Position: +9m Entire

Section	Overall	1200m	1000m	800m	600m	400m	200m
Section Times	1:29.68 [9] (0:14.55)	1:15.13 [8] (0:11.47)	1:03.66 [8] (0:11.55)	0:52.11 [7] (0:12.31)	0:39.80 [6] (0:12.25)	0:27.55 [7] (0:12.62)	0:14.93 [9] (0:14.93)
Average Speed [km/h]	49.9	63.1	63.7	59.2	59.4	56.9	48.6
Top Speed [km/h]	63.8	64.3	64.9	63.3	60.3	60.6	53.2
Avg. Dist. to Rail [m]	6.7	5.2	5.1	2.7	1.6	2.9	2.9
Avg. Stride Freq. [Hz]	2.4	2.5	2.5	2.4	2.4	2.4	2.3
Avg. Stride Length [m]	5.8	7.1	7.1	6.8	6.8	6.5	5.9



- [] Ranking at each section and finish
- .-.- No data available at this section
- NA No data available