



Eagle Farm QLD Professional

Race 1: RACECOURSE VILLAGE Maiden Plate - 1000m

03 July 2024 - 11:59



BRISBANE
RACING CLUB

Track Rating: Heavy 8, Weather: Showers, Rail Position: +9m Entire

Section										Last 600m		
Field Times		Overall	800m	600m	400m	200m						
		0:59.82 (0:13.37)	0:46.45 (0:10.73)	0:35.72 (0:11.14)	0:24.58 (0:11.55)	0:13.03 (0:13.03)	0:35.72					
Rank	TAB	Horse/Jockey	Barrier	Top Speed [km/h]	Fastest Section	Overall	800m	600m	400m	200m	Margin	Distance Travelled [m]
1	2	LIMERO Nikita Beriman	2	68.3 800m	0:10.74 800m	0:59.82 [1] (0:13.61)	0:46.21 [6] (0:10.74)	0:35.47 [3] (0:11.14)	0:24.33 [3] (0:11.65)	0:12.68 [3] (0:12.68)	0:59.82	0:35.47
2	7	DEEP VEGAS Angela Jones	4	70.7 Overall	0:10.86 800m	0:59.97 [2] (0:13.41)	0:46.56 [2] (0:10.86)	0:35.70 [2] (0:11.04)	0:24.66 [2] (0:11.55)	0:13.11 [2] (0:13.11)	0.92L	0:35.70 +10
3	12	LOOK IT'S LUCY Samantha Collett	1	68.5 800m	0:10.73 800m	1:00.01 [3] (0:13.37)	0:46.64 [1] (0:10.73)	0:35.91 [1] (0:11.14)	0:24.77 [1] (0:11.55)	0:13.22 [1] (0:13.22)	1.11L	0:35.91 +5
4	5	CAXTON LASS Michael Rodd	8	69.0 800m	0:10.88 800m	1:00.41 [4] (0:13.82)	0:46.59 [9] (0:10.88)	0:35.71 [9] (0:11.35)	0:24.36 [9] (0:11.56)	0:12.80 [8] (0:12.80)	3.48L	0:35.71 +13
5	10	ICED CHOCOLATE James Orman	3	69.2 800m	0:10.81 800m	1:00.49 [5] (0:13.59)	0:46.90 [4] (0:10.81)	0:36.09 [4] (0:11.30)	0:24.79 [5] (0:11.67)	0:13.12 [4] (0:13.12)	3.97L	0:36.09 +10
6	6	CHERMSIDE Robbie Dolan	13	69.6 800m	0:10.98 800m	1:00.87 [6] (0:14.01)	0:46.86 [10] (0:10.98)	0:35.88 [10] (0:11.13)	0:24.75 [10] (0:11.40)	0:13.35 [6] (0:13.35)	6.22L	0:35.88 +15
7	9	DIVINE GEM Dale Smith	11	69.7 Overall	0:10.86 800m	1:01.11 [7] (0:13.58)	0:47.53 [3] (0:10.86)	0:36.67 [5] (0:11.33)	0:25.34 [6] (0:11.81)	0:13.53 [7] (0:13.53)	7.63L	0:36.67 +13
8	14	FAST FUSION Adin Thompson	9	69.1 Overall	0:10.79 800m	1:01.35 [8] (0:13.78)	0:47.57 [8] (0:10.79)	0:36.78 [7] (0:11.12)	0:25.66 [4] (0:11.77)	0:13.89 [5] (0:13.89)	9.04L	0:36.78 +4
9	11	ISLE ORNSAY Cejay Graham	6	68.8 Overall	0:10.94 800m	1:02.24 [9] (0:13.59)	0:48.65 [5] (0:10.94)	0:37.71 [6] (0:11.27)	0:26.44 [7] (0:12.07)	0:14.37 [10] (0:14.37)	14.28L	0:37.71 +9
10	13	HEARTS ARE RACING Kyle Wilson-Taylor	5	69.4 Overall	0:10.95 800m	1:02.47 [10] (0:13.71)	0:48.76 [7] (0:10.95)	0:37.81 [8] (0:11.21)	0:26.60 [8] (0:11.93)	0:14.67 [9] (0:14.67)	15.62L	0:37.81 +10

Scratched: Demes Girl (#8), Supido Rose (#4), Azuki (#1), Ashilla (#3)

Report Created: Wed 3 July 2024 12:17 GMT+10 (Note: Timing is based on position data)

Page 1/11

[] Ranking at each section and finish
 -:-:- No data available at this section
 NA No data available

SCN Saddle cloth number
 DNF Did not finish
 DNT Did not track

data processed by TRIPLES DATA



Horse/Jockey Name	Limero
Final Rank	1
Fastest Section Time (Section)	0:10.74 (800m)
Top Speed [km/h] (Section)	68.3 (800m)
Race State	Finished



Eagle Farm QLD Professional

Race 1: RACECOURSE VILLAGE Maiden Plate - 1000m

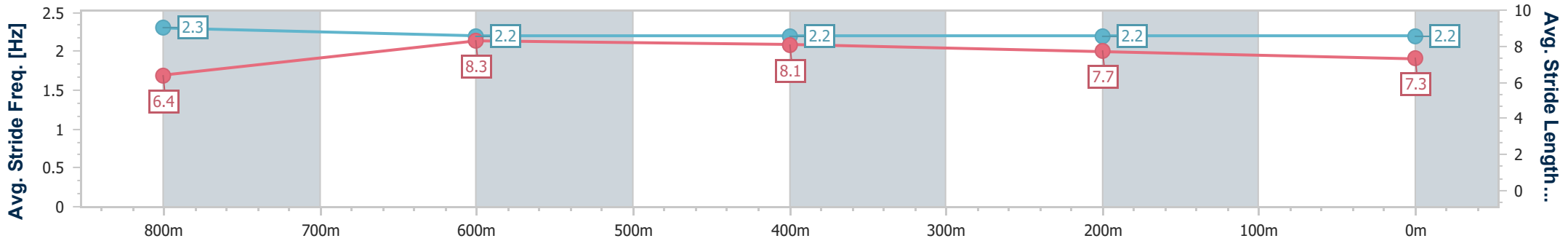
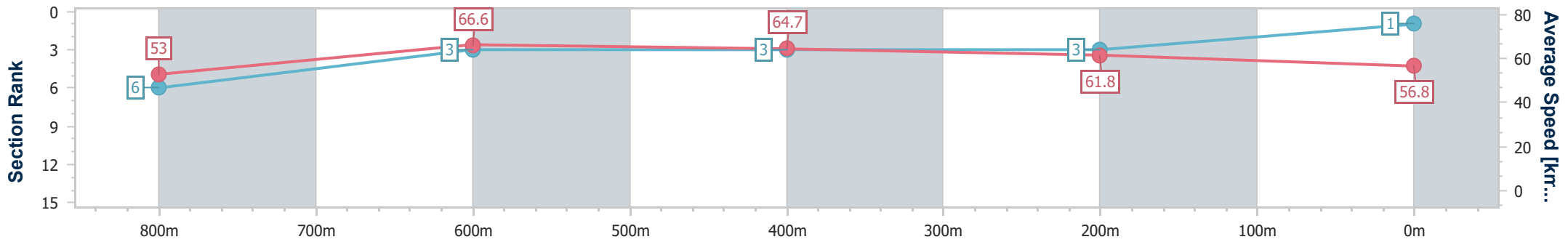
03 July 2024 - 11:59

Track Rating: Heavy 8, Weather: Showers, Rail Position: +9m Entire



BRISBANE RACING CLUB

Section	Overall	800m	600m	400m	200m
Section Times	0:59.82 [1] (0:13.61)	0:46.21 [6] (0:10.74)	0:35.47 [3] (0:11.14)	0:24.33 [3] (0:11.65)	0:12.68 [3] (0:12.68)
Average Speed [km/h]	53.0	66.6	64.7	61.8	56.8
Top Speed [km/h]	68.2	68.3	65.8	63.5	60.3
Avg. Dist. to Rail [m]	1.4	0.8	1.0	1.9	1.4
Avg. Stride Freq. [Hz]	2.3	2.2	2.2	2.2	2.2
Avg. Stride Length [m]	6.4	8.3	8.1	7.7	7.3



- [] Ranking at each section and finish
- .-.- No data available at this section
- NA No data available



Horse/Jockey Name	Deep Vegas
Final Rank	2
Fastest Section Time (Section)	0:10.86 (800m)
Top Speed [km/h] (Section)	70.7 (Overall)
Race State	Finished



Eagle Farm QLD Professional

Race 1: RACECOURSE VILLAGE Maiden Plate - 1000m

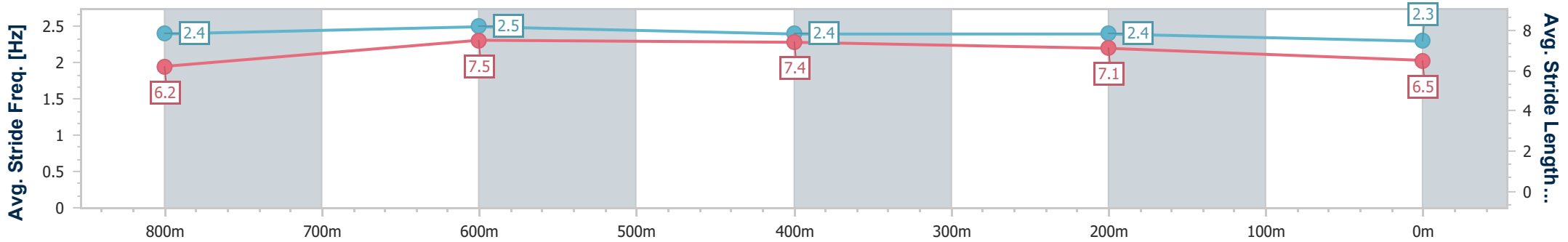
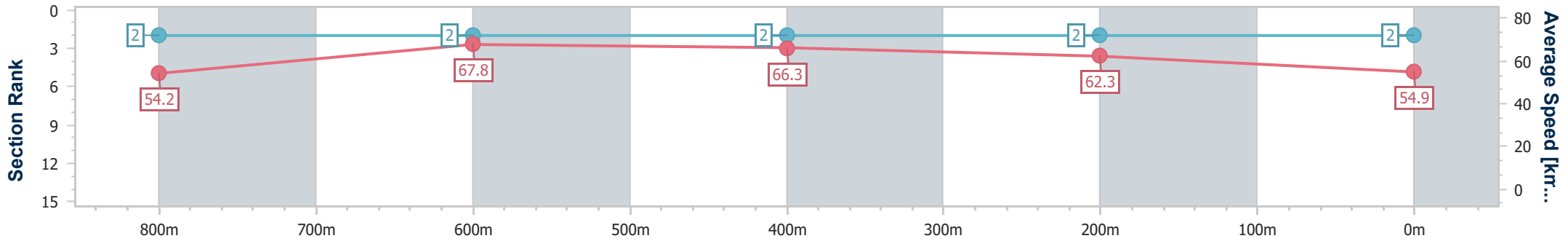
03 July 2024 - 11:59

Track Rating: Heavy 8, Weather: Showers, Rail Position: +9m Entire



BRISBANE RACING CLUB

Section	Overall	800m	600m	400m	200m
Section Times	0:59.97 [2] (0:13.41)	0:46.56 [2] (0:10.86)	0:35.70 [2] (0:11.04)	0:24.66 [2] (0:11.55)	0:13.11 [2] (0:13.11)
Average Speed [km/h]	54.2	67.8	66.3	62.3	54.9
Top Speed [km/h]	70.7	68.8	67.4	66.4	59.8
Avg. Dist. to Rail [m]	4.8	4.2	3.6	3.7	3.3
Avg. Stride Freq. [Hz]	2.4	2.5	2.4	2.4	2.3
Avg. Stride Length [m]	6.2	7.5	7.4	7.1	6.5



- [] Ranking at each section and finish
- .-.- No data available at this section
- NA No data available



Horse/Jockey Name	Look It's Lucy
Final Rank	3
Fastest Section Time (Section)	0:10.73 (800m)
Top Speed [km/h] (Section)	68.5 (800m)
Race State	Finished



Eagle Farm QLD Professional

Race 1: RACECOURSE VILLAGE Maiden Plate - 1000m

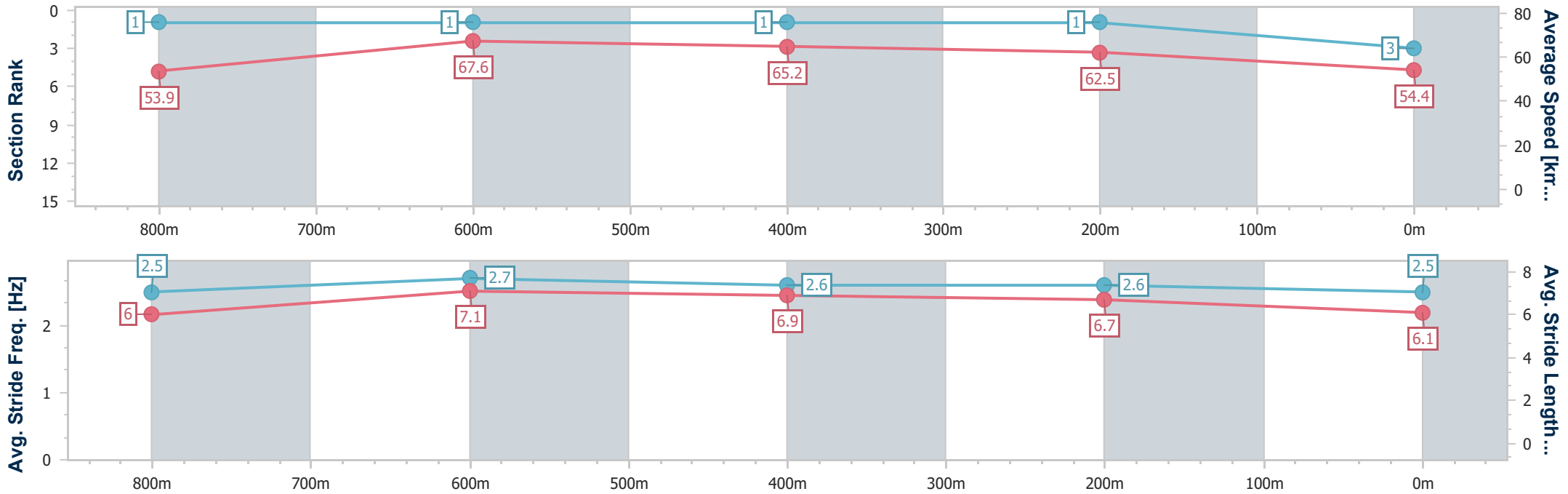
03 July 2024 - 11:59

Track Rating: Heavy 8, Weather: Showers, Rail Position: +9m Entire



BRISBANE RACING CLUB

Section	Overall	800m	600m	400m	200m
Section Times	1:00.01 [3] (0:13.37)	0:46.64 [1] (0:10.73)	0:35.91 [1] (0:11.14)	0:24.77 [1] (0:11.55)	0:13.22 [1] (0:13.22)
Average Speed [km/h]	53.9	67.6	65.2	62.5	54.4
Top Speed [km/h]	68.4	68.5	65.9	64.8	58.9
Avg. Dist. to Rail [m]	1.5	1.5	2.6	2.5	1.7
Avg. Stride Freq. [Hz]	2.5	2.7	2.6	2.6	2.5
Avg. Stride Length [m]	6.0	7.1	6.9	6.7	6.1



- [] Ranking at each section and finish
- .-.- No data available at this section
- NA No data available



Horse/Jockey Name	Caxton Lass
Final Rank	4
Fastest Section Time (Section)	0:10.88 (800m)
Top Speed [km/h] (Section)	69.0 (800m)
Race State	Finished



Eagle Farm QLD Professional

Race 1: RACECOURSE VILLAGE Maiden Plate - 1000m

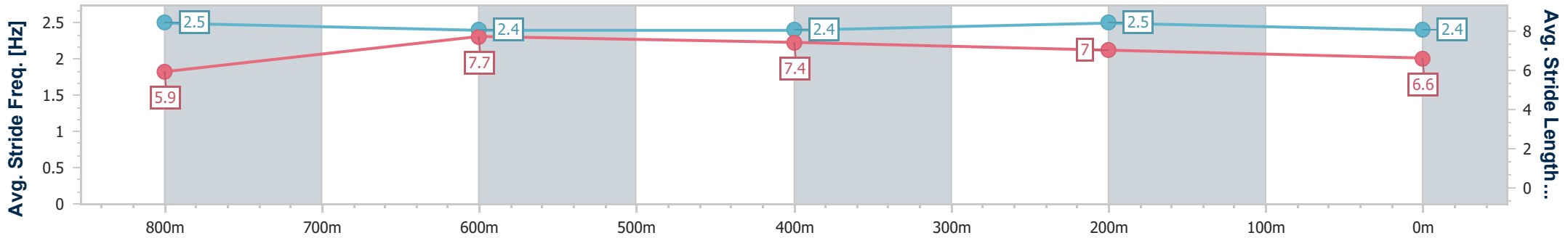
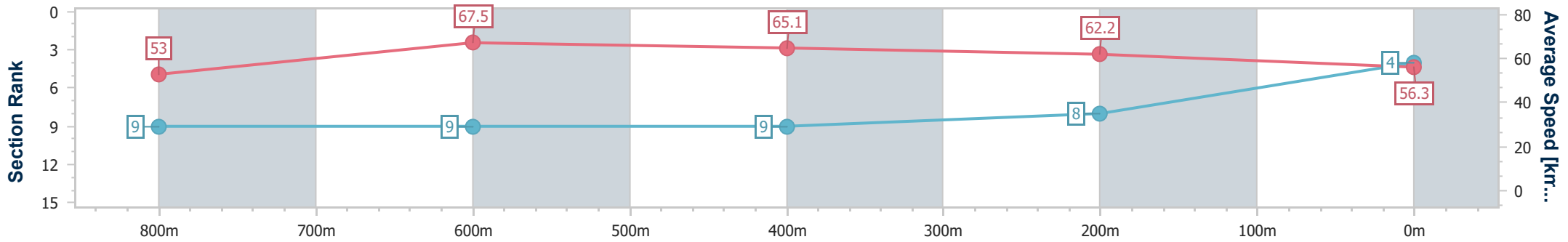
03 July 2024 - 11:59

Track Rating: Heavy 8, Weather: Showers, Rail Position: +9m Entire



BRISBANE RACING CLUB

Section	Overall	800m	600m	400m	200m
Section Times	1:00.41 [4] (0:13.82)	0:46.59 [9] (0:10.88)	0:35.71 [9] (0:11.35)	0:24.36 [9] (0:11.56)	0:12.80 [8] (0:12.80)
Average Speed [km/h]	53.0	67.5	65.1	62.2	56.3
Top Speed [km/h]	68.9	69.0	66.6	65.0	59.4
Avg. Dist. to Rail [m]	7.4	3.9	4.9	3.6	2.2
Avg. Stride Freq. [Hz]	2.5	2.4	2.4	2.5	2.4
Avg. Stride Length [m]	5.9	7.7	7.4	7.0	6.6



- [] Ranking at each section and finish
- .-.- No data available at this section
- NA No data available



Horse/Jockey Name	Iced Chocolate
Final Rank	5
Fastest Section Time (Section)	0:10.81 (800m)
Top Speed [km/h] (Section)	69.2 (800m)
Race State	Finished



Eagle Farm QLD Professional

Race 1: RACECOURSE VILLAGE Maiden Plate - 1000m

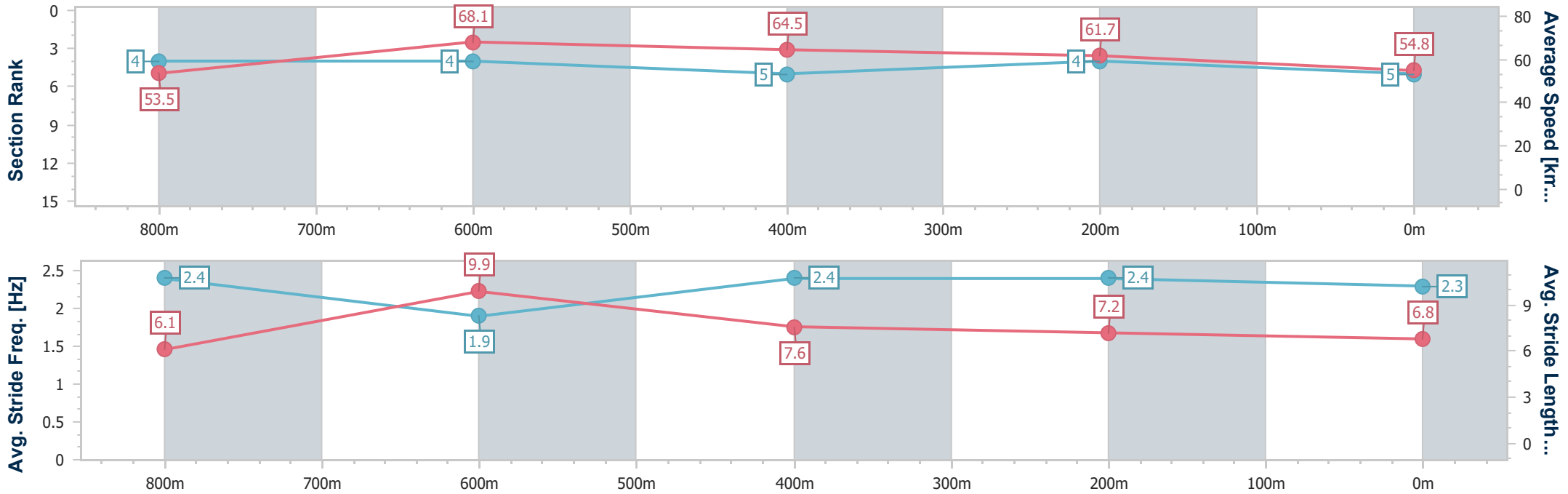
03 July 2024 - 11:59

Track Rating: Heavy 8, Weather: Showers, Rail Position: +9m Entire



BRISBANE RACING CLUB

Section	Overall	800m	600m	400m	200m
Section Times	1:00.49 [5] (0:13.59)	0:46.90 [4] (0:10.81)	0:36.09 [4] (0:11.30)	0:24.79 [5] (0:11.67)	0:13.12 [4] (0:13.12)
Average Speed [km/h]	53.5	68.1	64.5	61.7	54.8
Top Speed [km/h]	68.8	69.2	66.2	63.4	59.2
Avg. Dist. to Rail [m]	3.8	4.1	2.7	0.9	3.2
Avg. Stride Freq. [Hz]	2.4	1.9	2.4	2.4	2.3
Avg. Stride Length [m]	6.1	9.9	7.6	7.2	6.8



- [] Ranking at each section and finish
- .-.- No data available at this section
- NA No data available



Horse/Jockey Name	Chermside
Final Rank	6
Fastest Section Time (Section)	0:10.98 (800m)
Top Speed [km/h] (Section)	69.6 (800m)
Race State	Finished



Eagle Farm QLD Professional

Race 1: RACECOURSE VILLAGE Maiden Plate - 1000m

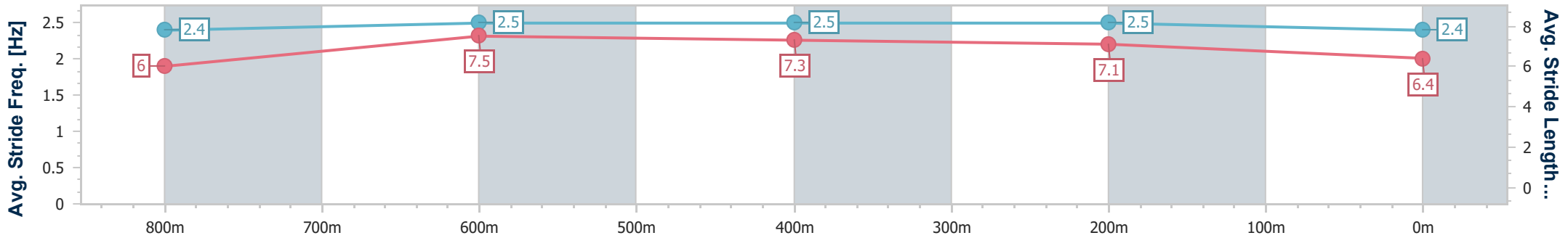
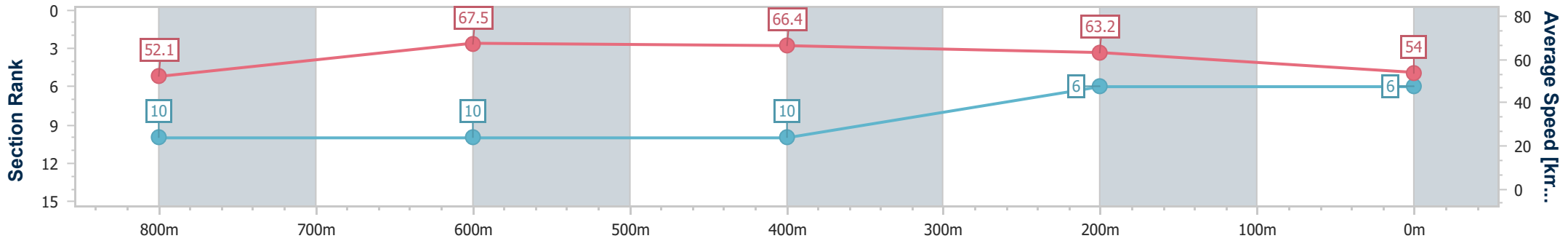
03 July 2024 - 11:59

Track Rating: Heavy 8, Weather: Showers, Rail Position: +9m Entire



BRISBANE RACING CLUB

Section	Overall	800m	600m	400m	200m
Section Times	1:00.87 [6] (0:14.01)	0:46.86 [10] (0:10.98)	0:35.88 [10] (0:11.13)	0:24.75 [10] (0:11.40)	0:13.35 [6] (0:13.35)
Average Speed [km/h]	52.1	67.5	66.4	63.2	54.0
Top Speed [km/h]	69.3	69.6	67.6	67.3	58.0
Avg. Dist. to Rail [m]	8.4	5.1	6.1	6.8	5.5
Avg. Stride Freq. [Hz]	2.4	2.5	2.5	2.5	2.4
Avg. Stride Length [m]	6.0	7.5	7.3	7.1	6.4



- [] Ranking at each section and finish
- .-.- No data available at this section
- NA No data available



Horse/Jockey Name	Divine Gem
Final Rank	7
Fastest Section Time (Section)	0:10.86 (800m)
Top Speed [km/h] (Section)	69.7 (Overall)
Race State	Finished



Eagle Farm QLD Professional

Race 1: RACECOURSE VILLAGE Maiden Plate - 1000m

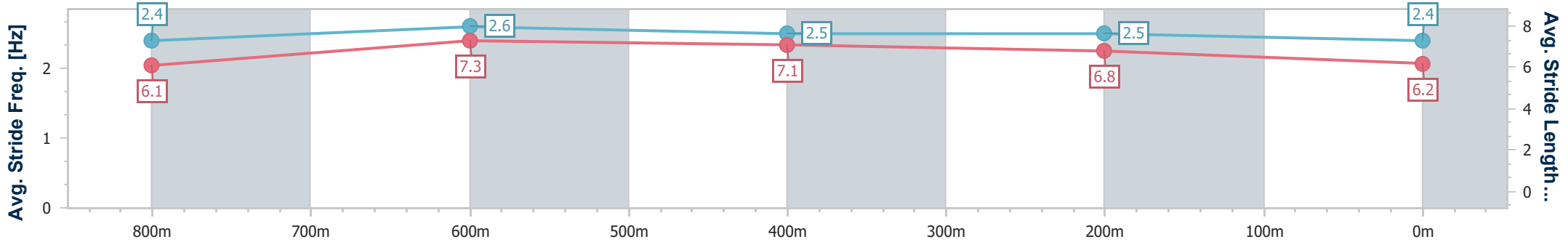
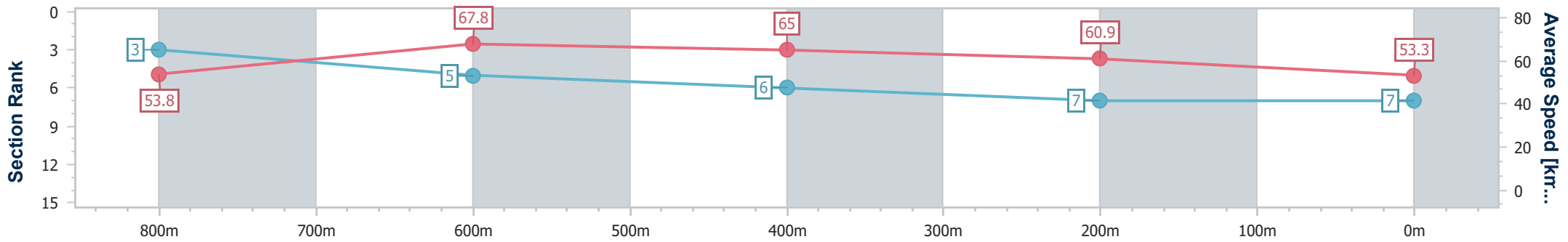
03 July 2024 - 11:59

Track Rating: Heavy 8, Weather: Showers, Rail Position: +9m Entire



BRISBANE RACING CLUB

Section	Overall	800m	600m	400m	200m
Section Times	1:01.11 [7] (0:13.58)	0:47.53 [3] (0:10.86)	0:36.67 [5] (0:11.33)	0:25.34 [6] (0:11.81)	0:13.53 [7] (0:13.53)
Average Speed [km/h]	53.8	67.8	65.0	60.9	53.3
Top Speed [km/h]	69.7	69.7	66.6	64.7	56.7
Avg. Dist. to Rail [m]	7.7	4.9	4.3	6.3	5.7
Avg. Stride Freq. [Hz]	2.4	2.6	2.5	2.5	2.4
Avg. Stride Length [m]	6.1	7.3	7.1	6.8	6.2



- [] Ranking at each section and finish
- .-.- No data available at this section
- NA No data available



Horse/Jockey Name	Fast Fusion
Final Rank	8
Fastest Section Time (Section)	0:10.79 (800m)
Top Speed [km/h] (Section)	69.1 (Overall)
Race State	Finished



Eagle Farm QLD Professional

Race 1: RACECOURSE VILLAGE Maiden Plate - 1000m

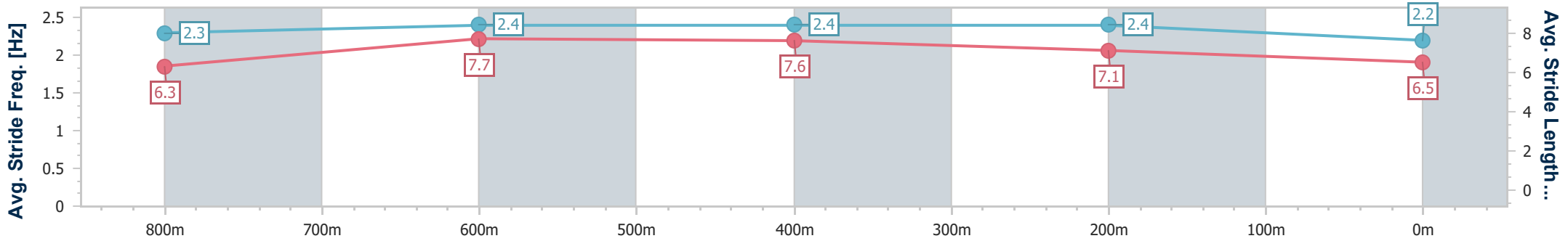
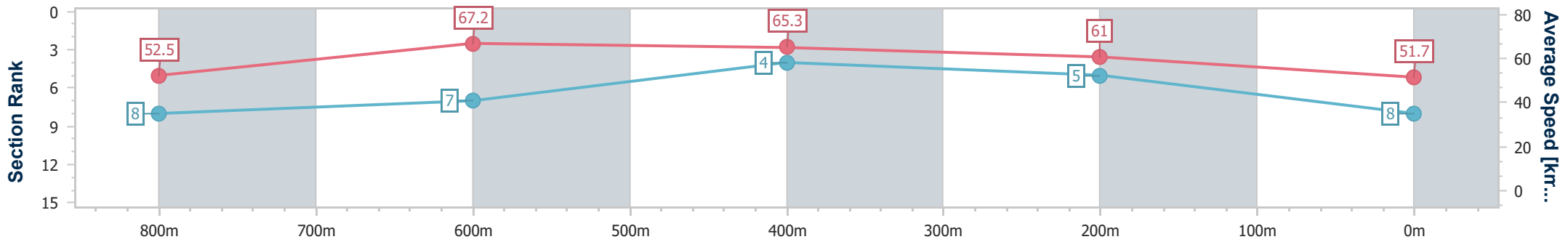
03 July 2024 - 11:59

Track Rating: Heavy 8, Weather: Showers, Rail Position: +9m Entire



BRISBANE RACING CLUB

Section	Overall	800m	600m	400m	200m
Section Times	1:01.35 [8] (0:13.78)	0:47.57 [8] (0:10.79)	0:36.78 [7] (0:11.12)	0:25.66 [4] (0:11.77)	0:13.89 [5] (0:13.89)
Average Speed [km/h]	52.5	67.2	65.3	61.0	51.7
Top Speed [km/h]	69.1	69.1	67.6	63.8	57.0
Avg. Dist. to Rail [m]	5.0	1.2	1.5	5.4	5.4
Avg. Stride Freq. [Hz]	2.3	2.4	2.4	2.4	2.2
Avg. Stride Length [m]	6.3	7.7	7.6	7.1	6.5



- [] Ranking at each section and finish
- .-.- No data available at this section
- NA No data available



Horse/Jockey Name	Isle Ornsay
Final Rank	9
Fastest Section Time (Section)	0:10.94 (800m)
Top Speed [km/h] (Section)	68.8 (Overall)
Race State	Finished



Eagle Farm QLD Professional

Race 1: RACECOURSE VILLAGE Maiden Plate - 1000m

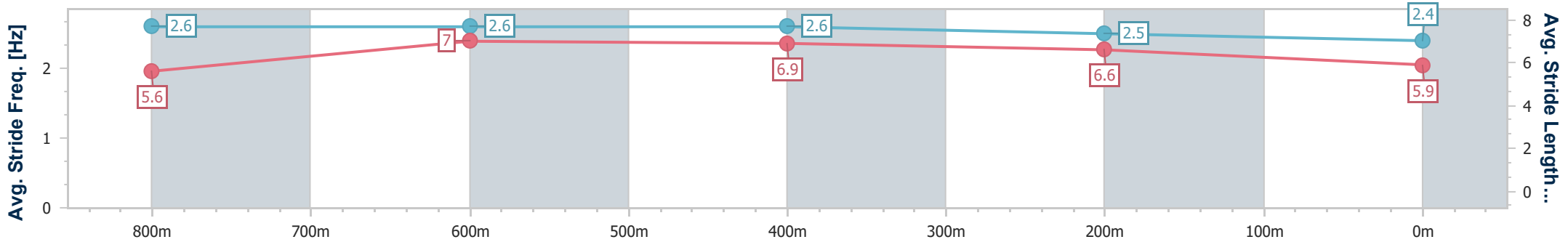
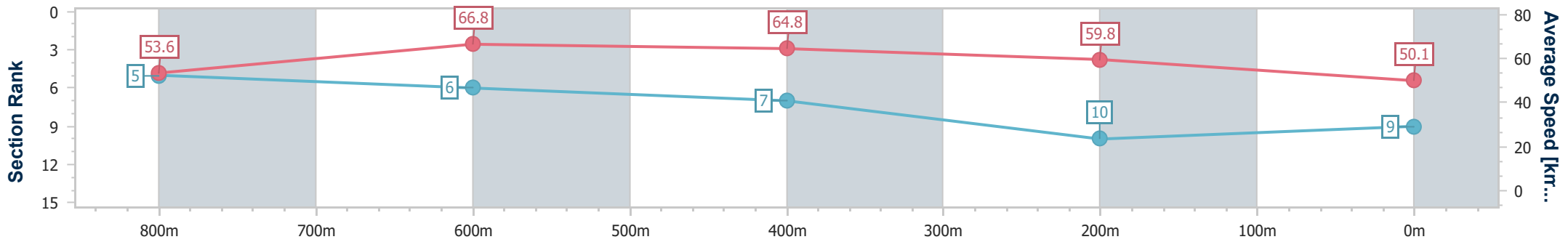
03 July 2024 - 11:59

Track Rating: Heavy 8, Weather: Showers, Rail Position: +9m Entire



BRISBANE RACING CLUB

Section	Overall	800m	600m	400m	200m
Section Times	1:02.24 [9] (0:13.59)	0:48.65 [5] (0:10.94)	0:37.71 [6] (0:11.27)	0:26.44 [7] (0:12.07)	0:14.37 [10] (0:14.37)
Average Speed [km/h]	53.6	66.8	64.8	59.8	50.1
Top Speed [km/h]	68.8	68.4	66.3	63.7	55.7
Avg. Dist. to Rail [m]	6.0	3.8	3.0	4.7	3.8
Avg. Stride Freq. [Hz]	2.6	2.6	2.6	2.5	2.4
Avg. Stride Length [m]	5.6	7.0	6.9	6.6	5.9



- [] Ranking at each section and finish
- .-.- No data available at this section
- NA No data available



Horse/Jockey Name	Hearts Are Racing
Final Rank	10
Fastest Section Time (Section)	0:10.95 (800m)
Top Speed [km/h] (Section)	69.4 (Overall)
Race State	Finished



Eagle Farm QLD Professional

Race 1: RACECOURSE VILLAGE Maiden Plate - 1000m

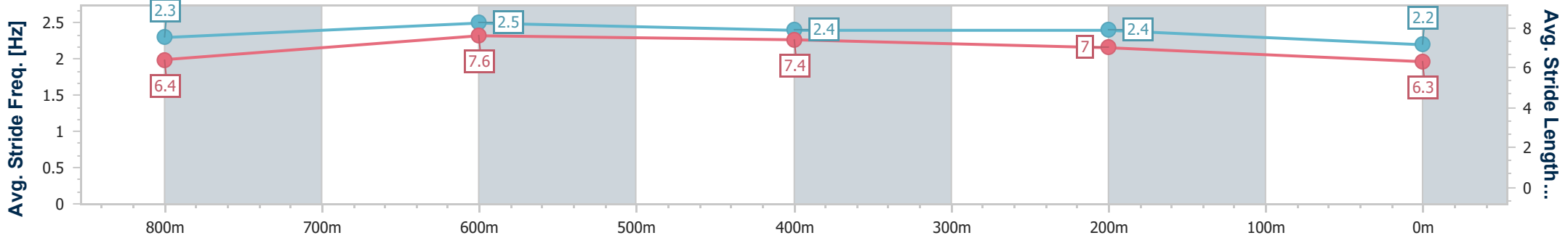
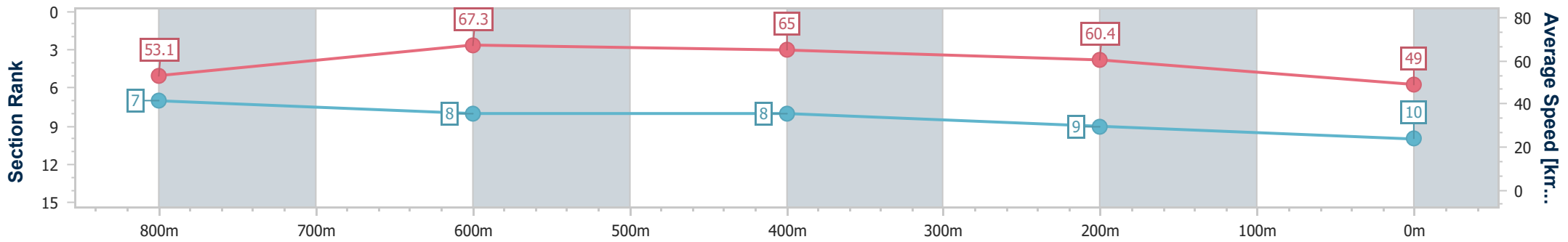
03 July 2024 - 11:59

Track Rating: Heavy 8, Weather: Showers, Rail Position: +9m Entire



BRISBANE RACING CLUB

Section	Overall	800m	600m	400m	200m
Section Times	1:02.47 [10] (0:13.71)	0:48.76 [7] (0:10.95)	0:37.81 [8] (0:11.21)	0:26.60 [8] (0:11.93)	0:14.67 [9] (0:14.67)
Average Speed [km/h]	53.1	67.3	65.0	60.4	49.0
Top Speed [km/h]	69.4	68.9	66.2	62.1	56.6
Avg. Dist. to Rail [m]	5.5	4.2	3.1	5.0	3.1
Avg. Stride Freq. [Hz]	2.3	2.5	2.4	2.4	2.2
Avg. Stride Length [m]	6.4	7.6	7.4	7.0	6.3



- [] Ranking at each section and finish
- .-.- No data available at this section
- NA No data available



Eagle Farm QLD Professional
Race 2: TEDDY BEARS PICNIC 3 AUGUST QTIS Three-Year-Old Fillies
Maiden Plate - 1400m
03 July 2024 - 12:34



Track Rating: Heavy 8, Weather: Showers, Rail Position: +9m Entire

Section	Overall	1200m	1000m	800m	600m	400m	Last 600m						
Field Times	1:26.96 (0:13.89)	1:13.07 (0:11.22)	1:01.85 (0:11.73)	0:50.12 (0:12.32)	0:37.80 (0:12.39)	0:25.41 (0:12.22)	0:37.80						
Rank	TAB	Horse/Jockey	Barrier	Top Speed [km/h]	Fastest Section						Distance Travelled [m]		
1	5	HURRICANE HARLOW Damien Thornton	2	66.5 Overall	0:11.35 1200m	1:26.96 [1] (0:14.01)	1:12.95 [5] (0:11.35)	1:01.60 [5] (0:11.77)	0:49.83 [4] (0:12.38)	0:37.45 [4] (0:12.21)	0:25.24 [4] (0:12.05)	0:37.45	
2	2	CLIODHNA MAEVE Michael Rodd	1	66.8 400m	0:11.31 1200m	1:27.29 [2] (0:13.99)	1:13.30 [3] (0:11.31)	1:01.99 [4] (0:11.92)	0:50.07 [5] (0:12.52)	0:37.55 [5] (0:12.16)	0:25.39 [5] (0:12.02)	0:37.55	+1
3	3	COSMIC BEAUTY Rikki Jamieson	3	66.3 Overall	0:11.29 1200m	1:27.32 [3] (0:13.89)	1:13.43 [1] (0:11.29)	1:02.14 [2] (0:11.88)	0:50.26 [2] (0:12.33)	0:37.93 [2] (0:12.29)	0:25.64 [2] (0:12.23)	0:37.93	-4
4	10	SHOW ME THE STARS Dale Smith	9	65.5 1200m	0:11.40 1200m	1:27.52 [4] (0:14.34)	1:13.18 [7] (0:11.40)	1:01.78 [6] (0:11.79)	0:49.99 [6] (0:12.48)	0:37.51 [7] (0:11.96)	0:25.55 [6] (0:12.28)	0:37.51	-1
5	7	MEHRETU James Orman	10	66.1 1200m	0:11.29 1200m	1:27.64 [5] (0:13.99)	1:13.65 [2] (0:11.29)	1:02.36 [3] (0:11.84)	0:50.52 [3] (0:12.38)	0:38.14 [3] (0:12.21)	0:25.93 [3] (0:12.28)	0:38.14	-1
6	8	OMIKAMI Ryan Maloney	4	63.4 1200m	0:11.64 1000m	1:28.05 [6] (0:14.55)	1:13.50 [9] (0:11.68)	1:01.82 [9] (0:11.64)	0:50.18 [9] (0:12.31)	0:37.87 [9] (0:12.06)	0:25.81 [9] (0:12.19)	0:37.87	+0
7	6	IT'SALLSAIDANDONE Adin Thompson	5	64.5 1200m	0:11.59 1200m	1:28.09 [7] (0:14.26)	1:13.83 [6] (0:11.59)	1:02.24 [7] (0:11.88)	0:50.36 [8] (0:12.39)	0:37.97 [8] (0:12.03)	0:25.94 [8] (0:12.25)	0:37.97	+2
8	4	DASHING HOPE Nikita Beriman	11	66.9 1200m	0:11.11 1200m	1:28.53 [8] (0:14.00)	1:14.53 [4] (0:11.11)	1:03.42 [1] (0:11.73)	0:51.69 [1] (0:12.32)	0:39.37 [1] (0:12.39)	0:26.98 [1] (0:12.67)	0:39.37	-3
9	1	AMATERASU Samantha Collett	6	64.9 1000m	0:11.47 1200m	1:29.68 [9] (0:14.55)	1:15.13 [8] (0:11.47)	1:03.66 [8] (0:11.55)	0:52.11 [7] (0:12.31)	0:39.80 [6] (0:12.25)	0:27.55 [7] (0:12.62)	0:39.80	+3

Scratched: Touchofclass (#11), Poutchek (#9)



Eagle Farm QLD Professional
Race 2: TEDDY BEARS PICNIC 3 AUGUST QTIS Three-Year-Old Fillies
Maiden Plate - 1400m
03 July 2024 - 12:34



Track Rating: Heavy 8, Weather: Showers, Rail Position: +9m Entire

Section							200m			Last 600m
Field Times							0:13.19			0:37.80
							(0:13.19)			
Rank	TAB	Horse/Jockey	Barrier	Top Speed [km/h]	Fastest Section	Margin			Distance Travelled [m]	
1	5	HURRICANE HARLOW	2	66.5	0:11.35	0:13.19 [1]	1:26.96		0:37.45	
		Damien Thornton		Overall	1200m	(0:13.19)				
2	2	CLIODHNA MAEVE	1	66.8	0:11.31	0:13.37 [3]	1.96L		0:37.55 +1	
		Michael Rodd		400m	1200m	(0:13.37)				
3	3	COSMIC BEAUTY	3	66.3	0:11.29	0:13.41 [2]	2.1L		0:37.93 -4	
		Rikki Jamieson		Overall	1200m	(0:13.41)				
4	10	SHOW ME THE STARS	9	65.5	0:11.40	0:13.27 [6]	3.33L		0:37.51 -1	
		Dale Smith		1200m	1200m	(0:13.27)				
5	7	MEHRETU	10	66.1	0:11.29	0:13.65 [4]	4.01L		0:38.14 -1	
		James Orman		1200m	1200m	(0:13.65)				
6	8	OMIKAMI	4	63.4	0:11.64	0:13.62 [8]	6.42L		0:37.87 +0	
		Ryan Maloney		1200m	1000m	(0:13.62)				
7	6	IT'SALLSAIDANDONE	5	64.5	0:11.59	0:13.69 [7]	6.64L		0:37.97 +2	
		Adin Thompson		1200m	1200m	(0:13.69)				
8	4	DASHING HOPE	11	66.9	0:11.11	0:14.31 [5]	9.22L		0:39.37 -3	
		Nikita Beriman		1200m	1200m	(0:14.31)				
9	1	AMATERASU	6	64.9	0:11.47	0:14.93 [9]	15.99L		0:39.80 +3	
		Samantha Collett		1000m	1200m	(0:14.93)				

Scratched: Touchofclass (#11), Poutchek (#9)



Horse/Jockey Name	Hurricane Harlow
Final Rank	1
Fastest Section Time (Section)	0:11.35 (1200m)
Top Speed [km/h] (Section)	66.5 (Overall)
Race State	Finished

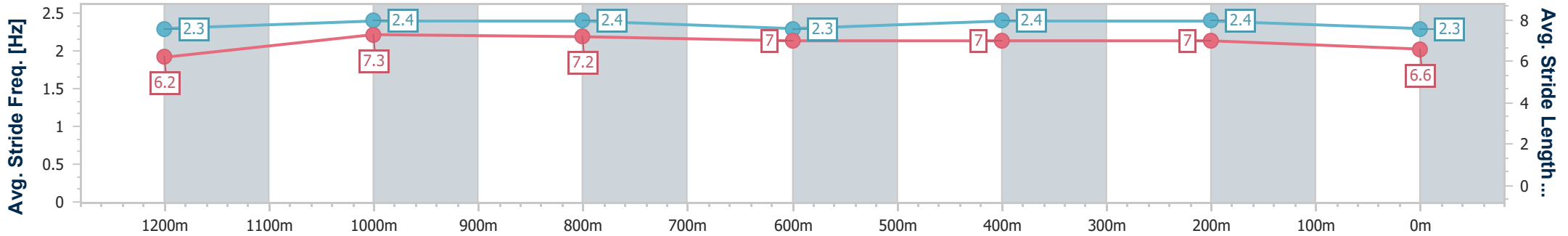
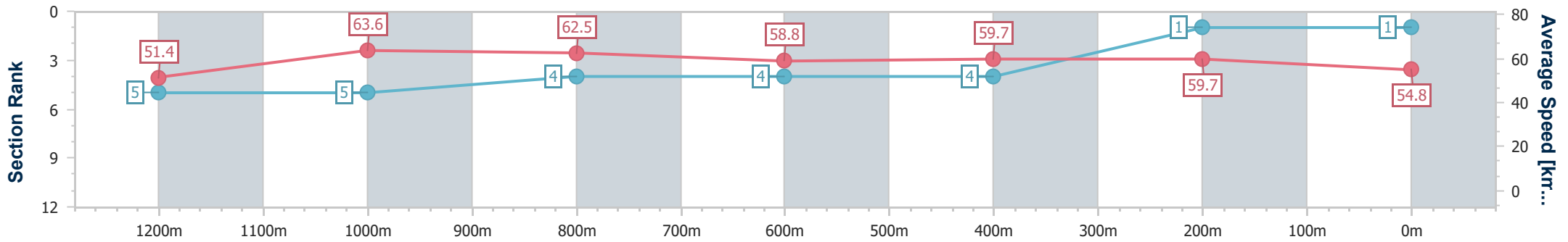


Eagle Farm QLD Professional
 Race 2: TEDDY BEARS PICNIC 3 AUGUST QTIS Three-Year-Old
 Fillies Maiden Plate - 1400m
 03 July 2024 - 12:34
 Track Rating: Heavy 8, Weather: Showers, Rail Position: +9m Entire



BRISBANE
 RACING CLUB

Section	Overall	1200m	1000m	800m	600m	400m	200m
Section Times	1:26.96 [1] (0:14.01)	1:12.95 [5] (0:11.35)	1:01.60 [5] (0:11.77)	0:49.83 [4] (0:12.38)	0:37.45 [4] (0:12.21)	0:25.24 [4] (0:12.05)	0:13.19 [1] (0:13.19)
Average Speed [km/h]	51.4	63.6	62.5	58.8	59.7	59.7	54.8
Top Speed [km/h]	66.5	65.6	64.4	60.3	61.5	62.2	56.7
Avg. Dist. to Rail [m]	3.8	4.2	4.1	3.0	2.6	4.7	4.2
Avg. Stride Freq. [Hz]	2.3	2.4	2.4	2.3	2.4	2.4	2.3
Avg. Stride Length [m]	6.2	7.3	7.2	7.0	7.0	7.0	6.6



- [] Ranking at each section and finish
- .-.- No data available at this section
- NA No data available



Horse/Jockey Name	Clodhna Maeve
Final Rank	2
Fastest Section Time (Section)	0:11.31 (1200m)
Top Speed [km/h] (Section)	66.8 (400m)
Race State	Finished

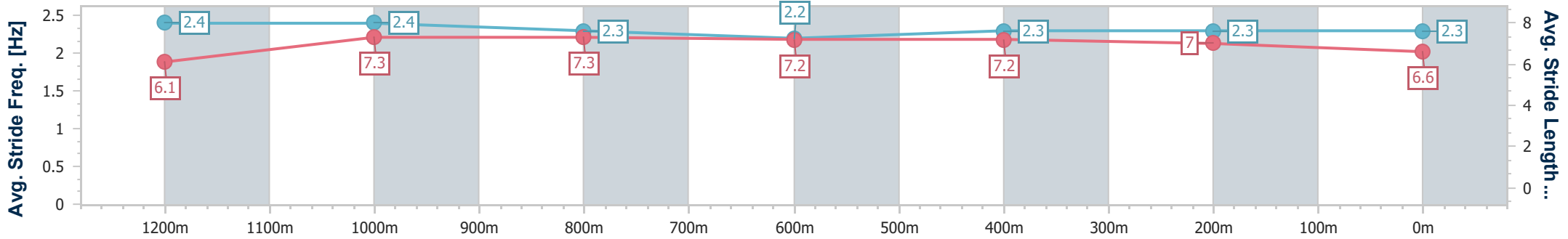
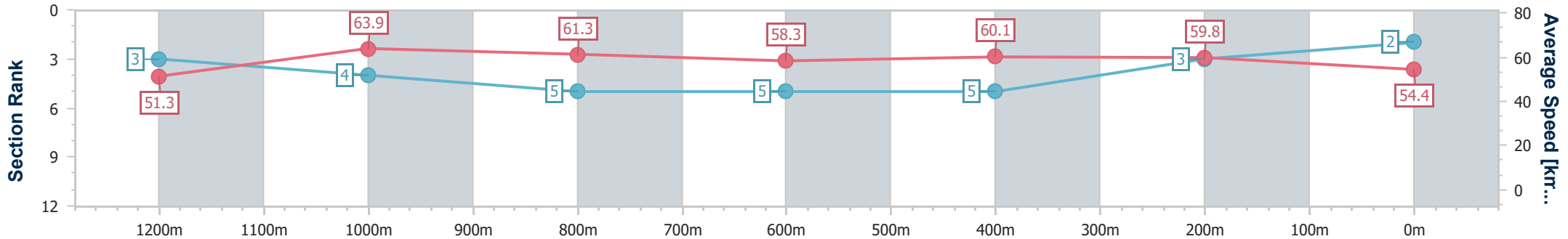


Eagle Farm QLD Professional
 Race 2: TEDDY BEARS PICNIC 3 AUGUST QTIS Three-Year-Old
 Fillies Maiden Plate - 1400m
 03 July 2024 - 12:34
 Track Rating: Heavy 8, Weather: Showers, Rail Position: +9m Entire



BRISBANE
 RACING CLUB

Section	Overall	1200m	1000m	800m	600m	400m	200m
Section Times	1:27.29 [2] (0:13.99)	1:13.30 [3] (0:11.31)	1:01.99 [4] (0:11.92)	0:50.07 [5] (0:12.52)	0:37.55 [5] (0:12.16)	0:25.39 [5] (0:12.02)	0:13.37 [3] (0:13.37)
Average Speed [km/h]	51.3	63.9	61.3	58.3	60.1	59.8	54.4
Top Speed [km/h]	65.1	65.2	62.9	60.0	63.0	66.8	58.0
Avg. Dist. to Rail [m]	2.0	0.7	4.0	3.2	2.5	7.1	7.7
Avg. Stride Freq. [Hz]	2.4	2.4	2.3	2.2	2.3	2.3	2.3
Avg. Stride Length [m]	6.1	7.3	7.3	7.2	7.2	7.0	6.6



- [] Ranking at each section and finish
- .-.- No data available at this section
- NA No data available



Horse/Jockey Name	Cosmic Beauty
Final Rank	3
Fastest Section Time (Section)	0:11.29 (1200m)
Top Speed [km/h] (Section)	66.3 (Overall)
Race State	Finished

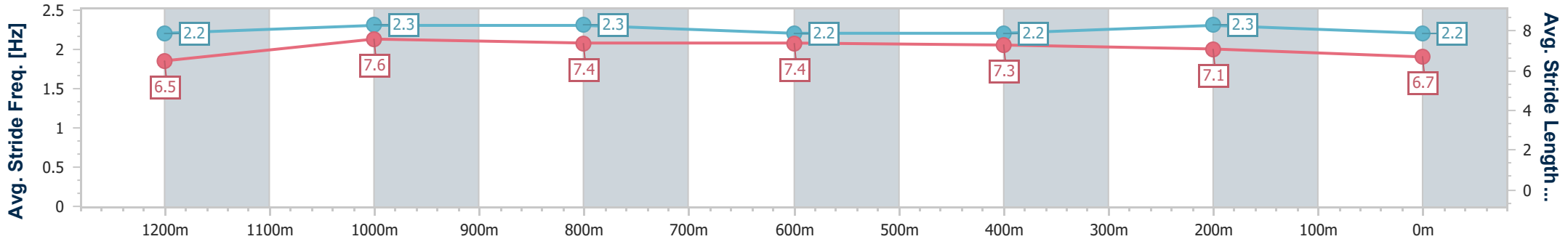
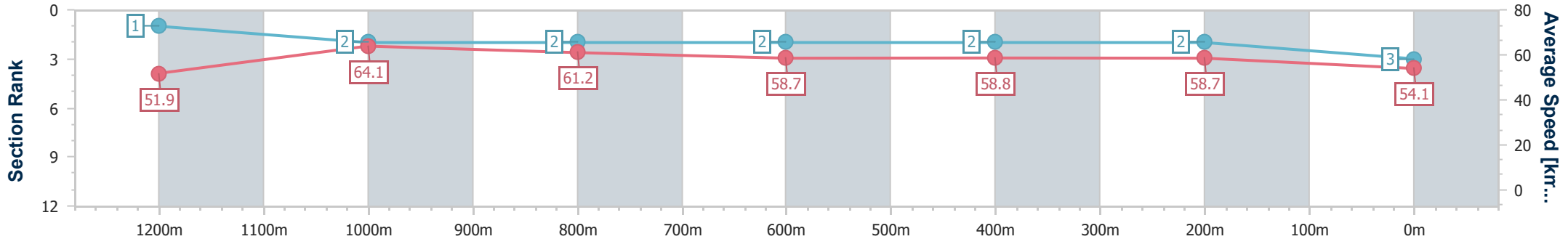


Eagle Farm QLD Professional
 Race 2: TEDDY BEARS PICNIC 3 AUGUST QTIS Three-Year-Old
 Fillies Maiden Plate - 1400m
 03 July 2024 - 12:34
 Track Rating: Heavy 8, Weather: Showers, Rail Position: +9m Entire



BRISBANE
 RACING CLUB

Section	Overall	1200m	1000m	800m	600m	400m	200m
Section Times	1:27.32 [3] (0:13.89)	1:13.43 [1] (0:11.29)	1:02.14 [2] (0:11.88)	0:50.26 [2] (0:12.33)	0:37.93 [2] (0:12.29)	0:25.64 [2] (0:12.23)	0:13.41 [2] (0:13.41)
Average Speed [km/h]	51.9	64.1	61.2	58.7	58.8	58.7	54.1
Top Speed [km/h]	66.3	65.3	62.8	59.5	60.2	60.3	56.6
Avg. Dist. to Rail [m]	5.1	2.1	2.2	1.4	0.4	0.1	1.1
Avg. Stride Freq. [Hz]	2.2	2.3	2.3	2.2	2.2	2.3	2.2
Avg. Stride Length [m]	6.5	7.6	7.4	7.4	7.3	7.1	6.7



- [] Ranking at each section and finish
- .-.- No data available at this section
- NA No data available



Horse/Jockey Name	Show Me The Stars
Final Rank	4
Fastest Section Time (Section)	0:11.40 (1200m)
Top Speed [km/h] (Section)	65.5 (1200m)
Race State	Finished



Eagle Farm QLD Professional
 Race 2: TEDDY BEARS PICNIC 3 AUGUST QTIS Three-Year-Old
 Fillies Maiden Plate - 1400m

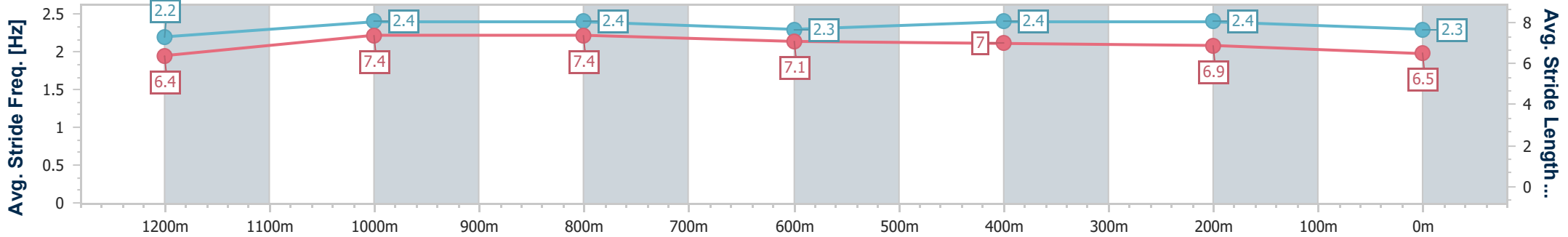
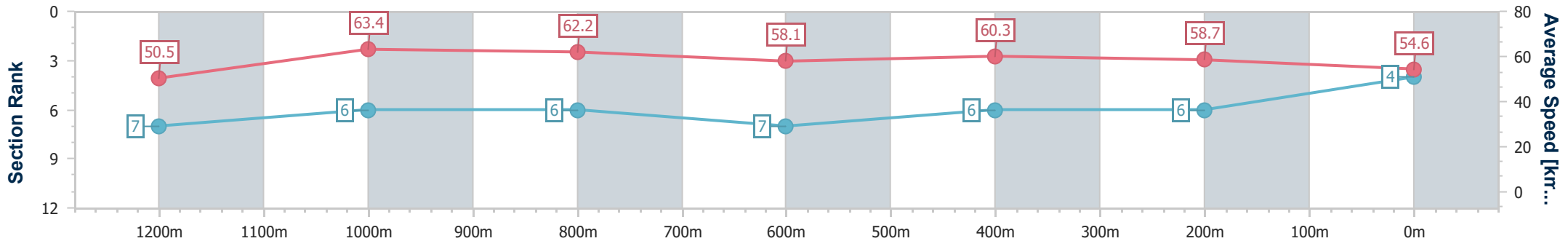


BRISBANE
 RACING CLUB

03 July 2024 - 12:34

Track Rating: Heavy 8, Weather: Showers, Rail Position: +9m Entire

Section	Overall	1200m	1000m	800m	600m	400m	200m
Section Times	1:27.52 [4] (0:14.34)	1:13.18 [7] (0:11.40)	1:01.78 [6] (0:11.79)	0:49.99 [6] (0:12.48)	0:37.51 [7] (0:11.96)	0:25.55 [6] (0:12.28)	0:13.27 [6] (0:13.27)
Average Speed [km/h]	50.5	63.4	62.2	58.1	60.3	58.7	54.6
Top Speed [km/h]	65.4	65.5	63.0	61.5	62.9	61.1	56.5
Avg. Dist. to Rail [m]	7.4	4.2	3.5	2.0	0.6	1.0	1.4
Avg. Stride Freq. [Hz]	2.2	2.4	2.4	2.3	2.4	2.4	2.3
Avg. Stride Length [m]	6.4	7.4	7.4	7.1	7.0	6.9	6.5



- [] Ranking at each section and finish
- .-.- No data available at this section
- NA No data available



Horse/Jockey Name	Mehretu
Final Rank	5
Fastest Section Time (Section)	0:11.29 (1200m)
Top Speed [km/h] (Section)	66.1 (1200m)
Race State	Finished



Eagle Farm QLD Professional
 Race 2: TEDDY BEARS PICNIC 3 AUGUST QTIS Three-Year-Old
 Fillies Maiden Plate - 1400m

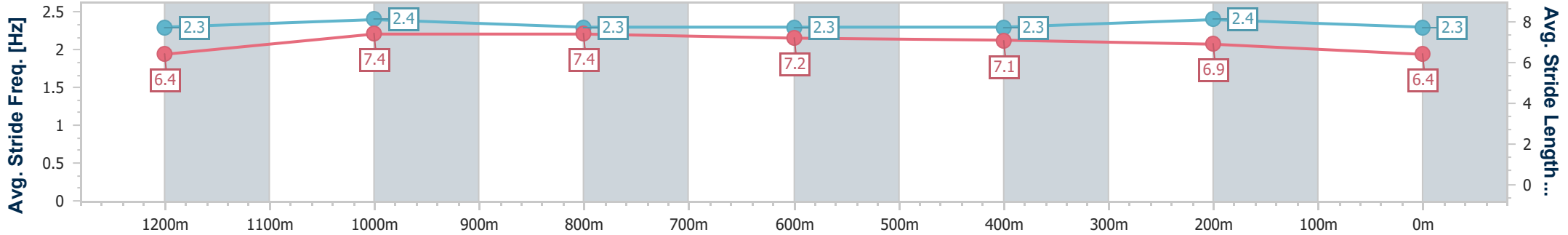
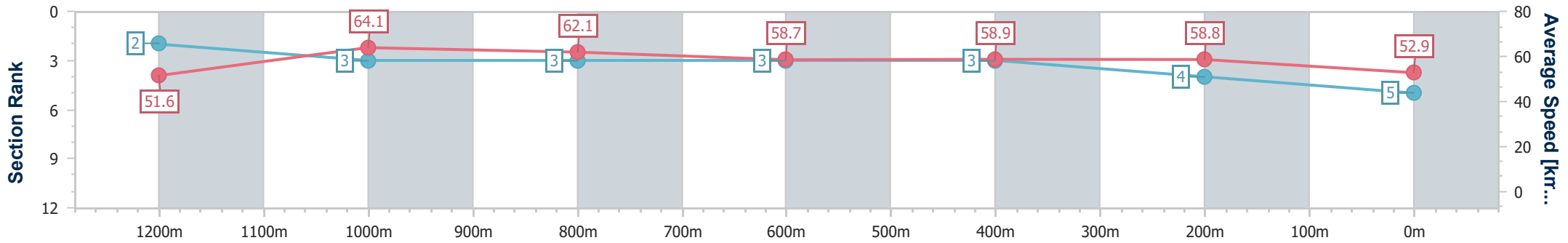


BRISBANE
 RACING CLUB

03 July 2024 - 12:34

Track Rating: Heavy 8, Weather: Showers, Rail Position: +9m Entire

Section	Overall	1200m	1000m	800m	600m	400m	200m
Section Times	1:27.64 [5] (0:13.99)	1:13.65 [2] (0:11.29)	1:02.36 [3] (0:11.84)	0:50.52 [3] (0:12.38)	0:38.14 [3] (0:12.21)	0:25.93 [3] (0:12.28)	0:13.65 [4] (0:13.65)
Average Speed [km/h]	51.6	64.1	62.1	58.7	58.9	58.8	52.9
Top Speed [km/h]	65.5	66.1	63.4	60.7	60.7	60.5	56.9
Avg. Dist. to Rail [m]	8.6	4.6	4.1	2.5	0.5	0.9	2.5
Avg. Stride Freq. [Hz]	2.3	2.4	2.3	2.3	2.3	2.4	2.3
Avg. Stride Length [m]	6.4	7.4	7.4	7.2	7.1	6.9	6.4



- [] Ranking at each section and finish
- .-.- No data available at this section
- NA No data available



Horse/Jockey Name	Omikami
Final Rank	6
Fastest Section Time (Section)	0:11.64 (1000m)
Top Speed [km/h] (Section)	63.4 (1200m)
Race State	Finished



Eagle Farm QLD Professional
 Race 2: TEDDY BEARS PICNIC 3 AUGUST QTIS Three-Year-Old
 Fillies Maiden Plate - 1400m

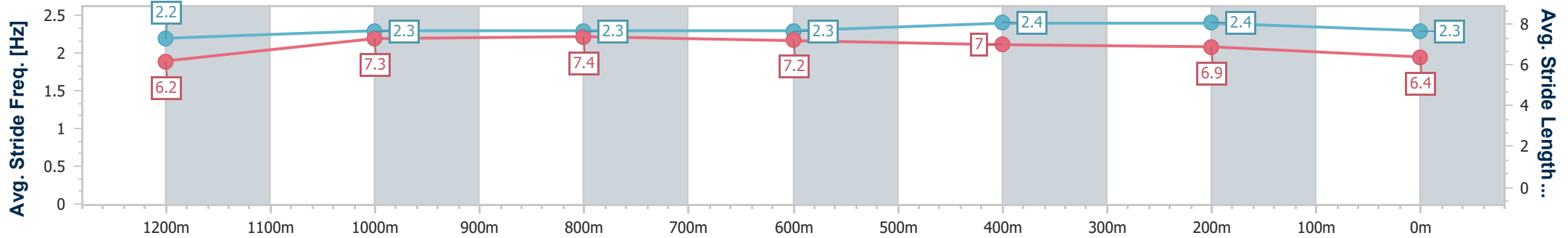
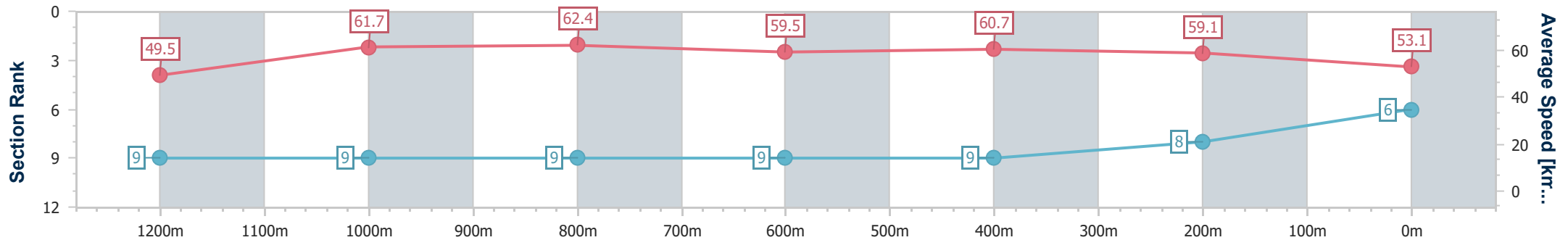


BRISBANE
 RACING CLUB

03 July 2024 - 12:34

Track Rating: Heavy 8, Weather: Showers, Rail Position: +9m Entire

Section	Overall	1200m	1000m	800m	600m	400m	200m
Section Times	1:28.05 [6] (0:14.55)	1:13.50 [9] (0:11.68)	1:01.82 [9] (0:11.64)	0:50.18 [9] (0:12.31)	0:37.87 [9] (0:12.06)	0:25.81 [9] (0:12.19)	0:13.62 [8] (0:13.62)
Average Speed [km/h]	49.5	61.7	62.4	59.5	60.7	59.1	53.1
Top Speed [km/h]	62.3	63.4	62.9	63.1	62.1	61.2	56.1
Avg. Dist. to Rail [m]	3.7	1.5	1.9	3.9	3.6	6.3	7.7
Avg. Stride Freq. [Hz]	2.2	2.3	2.3	2.3	2.4	2.4	2.3
Avg. Stride Length [m]	6.2	7.3	7.4	7.2	7.0	6.9	6.4



- [] Ranking at each section and finish
- .-.- No data available at this section
- NA No data available



Horse/Jockey Name	It'sallsaidandone
Final Rank	7
Fastest Section Time (Section)	0:11.59 (1200m)
Top Speed [km/h] (Section)	64.5 (1200m)
Race State	Finished

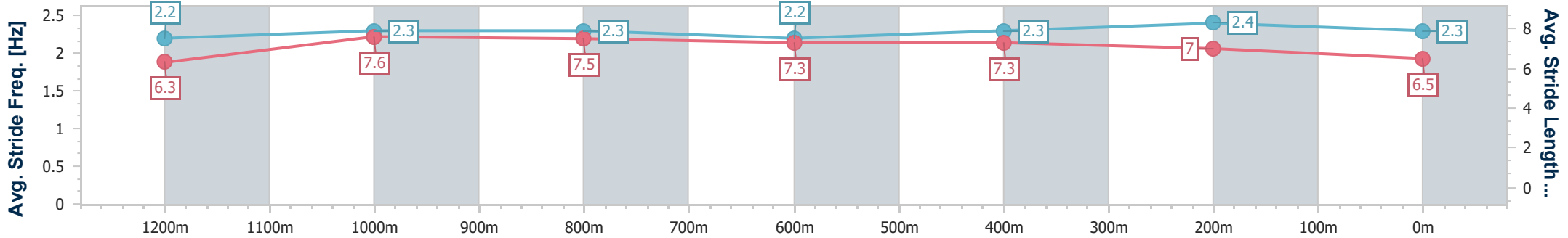
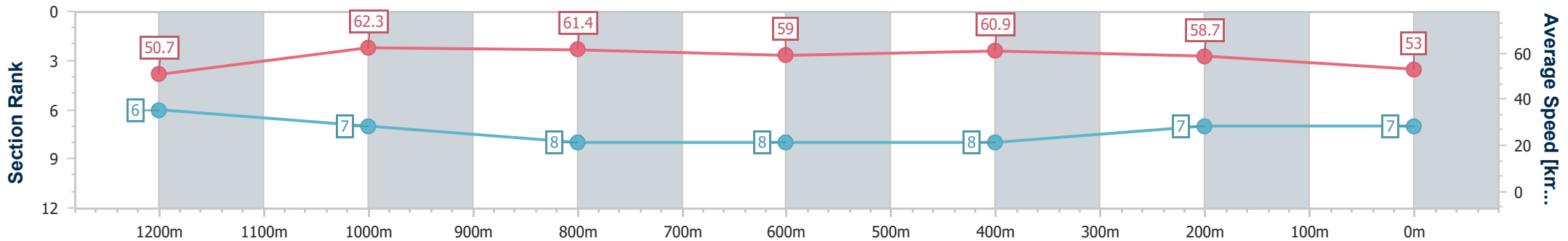


Eagle Farm QLD Professional
 Race 2: TEDDY BEARS PICNIC 3 AUGUST QTIS Three-Year-Old
 Fillies Maiden Plate - 1400m
 03 July 2024 - 12:34
 Track Rating: Heavy 8, Weather: Showers, Rail Position: +9m Entire



BRISBANE
 RACING CLUB

Section	Overall	1200m	1000m	800m	600m	400m	200m
Section Times	1:28.09 [7] (0:14.26)	1:13.83 [6] (0:11.59)	1:02.24 [7] (0:11.88)	0:50.36 [8] (0:12.39)	0:37.97 [8] (0:12.03)	0:25.94 [8] (0:12.25)	0:13.69 [7] (0:13.69)
Average Speed [km/h]	50.7	62.3	61.4	59.0	60.9	58.7	53.0
Top Speed [km/h]	63.8	64.5	62.8	61.5	62.8	61.5	55.7
Avg. Dist. to Rail [m]	5.4	2.6	3.3	2.9	3.8	5.9	6.0
Avg. Stride Freq. [Hz]	2.2	2.3	2.3	2.2	2.3	2.4	2.3
Avg. Stride Length [m]	6.3	7.6	7.5	7.3	7.3	7.0	6.5



- [] Ranking at each section and finish
- .-.- No data available at this section
- NA No data available



Horse/Jockey Name	Dashing Hope
Final Rank	8
Fastest Section Time (Section)	0:11.11 (1200m)
Top Speed [km/h] (Section)	66.9 (1200m)
Race State	Finished

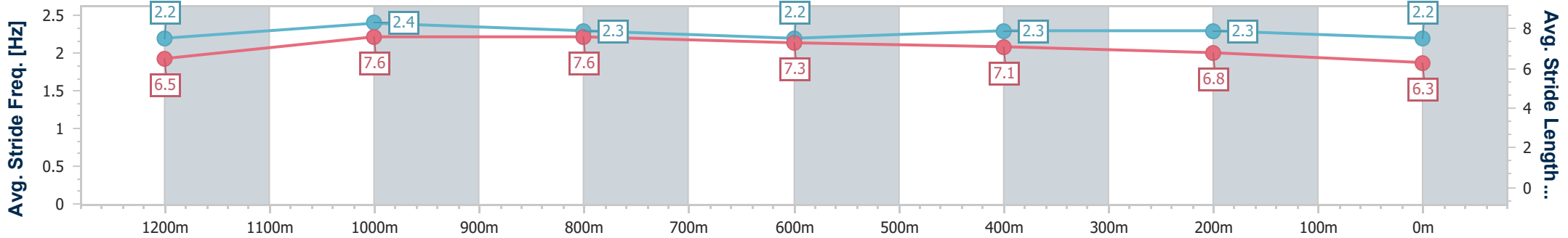
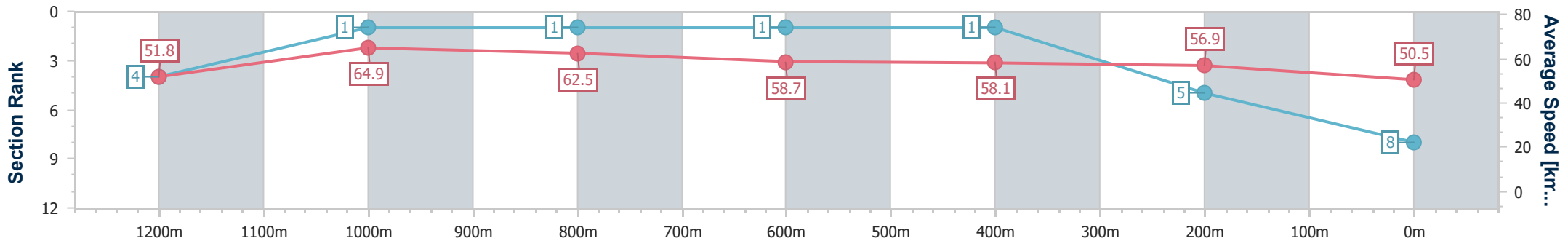


Eagle Farm QLD Professional
 Race 2: TEDDY BEARS PICNIC 3 AUGUST QTIS Three-Year-Old
 Fillies Maiden Plate - 1400m
 03 July 2024 - 12:34
 Track Rating: Heavy 8, Weather: Showers, Rail Position: +9m Entire



BRISBANE
 RACING CLUB

Section	Overall	1200m	1000m	800m	600m	400m	200m
Section Times	1:28.53 [8] (0:14.00)	1:14.53 [4] (0:11.11)	1:03.42 [1] (0:11.73)	0:51.69 [1] (0:12.32)	0:39.37 [1] (0:12.39)	0:26.98 [1] (0:12.67)	0:14.31 [5] (0:14.31)
Average Speed [km/h]	51.8	64.9	62.5	58.7	58.1	56.9	50.5
Top Speed [km/h]	66.9	66.9	65.2	60.4	59.1	59.4	54.3
Avg. Dist. to Rail [m]	10.0	5.5	3.0	0.9	0.5	1.8	2.2
Avg. Stride Freq. [Hz]	2.2	2.4	2.3	2.2	2.3	2.3	2.2
Avg. Stride Length [m]	6.5	7.6	7.6	7.3	7.1	6.8	6.3



- [] Ranking at each section and finish
- .-.- No data available at this section
- NA No data available



Horse/Jockey Name	Amaterasu
Final Rank	9
Fastest Section Time (Section)	0:11.47 (1200m)
Top Speed [km/h] (Section)	64.9 (1000m)
Race State	Finished



Eagle Farm QLD Professional
 Race 2: TEDDY BEARS PICNIC 3 AUGUST QTIS Three-Year-Old
 Fillies Maiden Plate - 1400m

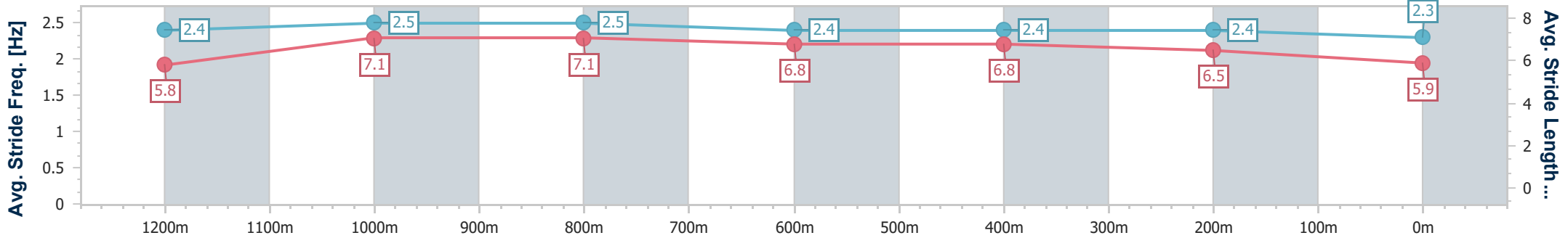
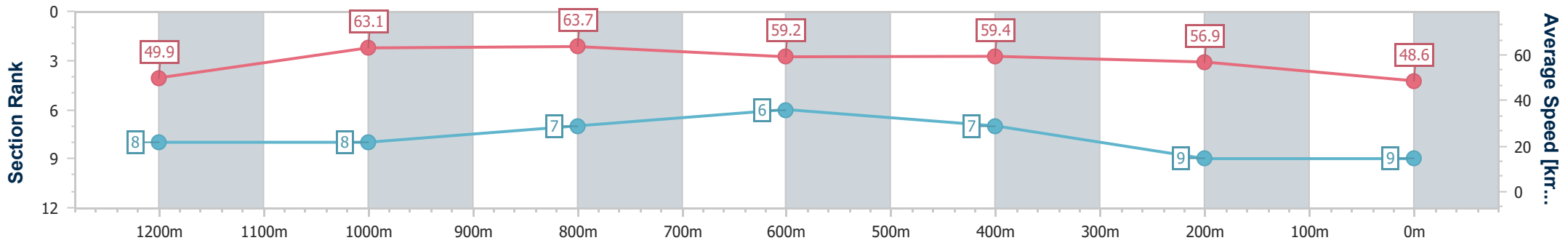


BRISBANE
 RACING CLUB

03 July 2024 - 12:34

Track Rating: Heavy 8, Weather: Showers, Rail Position: +9m Entire

Section	Overall	1200m	1000m	800m	600m	400m	200m
Section Times	1:29.68 [9] (0:14.55)	1:15.13 [8] (0:11.47)	1:03.66 [8] (0:11.55)	0:52.11 [7] (0:12.31)	0:39.80 [6] (0:12.25)	0:27.55 [7] (0:12.62)	0:14.93 [9] (0:14.93)
Average Speed [km/h]	49.9	63.1	63.7	59.2	59.4	56.9	48.6
Top Speed [km/h]	63.8	64.3	64.9	63.3	60.3	60.6	53.2
Avg. Dist. to Rail [m]	6.7	5.2	5.1	2.7	1.6	2.9	2.9
Avg. Stride Freq. [Hz]	2.4	2.5	2.5	2.4	2.4	2.4	2.3
Avg. Stride Length [m]	5.8	7.1	7.1	6.8	6.8	6.5	5.9



- [] Ranking at each section and finish
- .-.- No data available at this section
- NA No data available



Eagle Farm QLD Professional
Race 3: LADBROKES RACING CLUB QTIS Three-Year-Old Colts and Geldings Maiden Plate - 1400m
03 July 2024 - 13:09



BRISBANE
RACING CLUB

Track Rating: Heavy 9, Weather: Showers, Rail Position: +9m Entire

Section											Last 600m		
Field Times											0:36.75		
	Overall	1200m	1000m	800m	600m	400m							
	1:26.30 (0:13.89)	1:12.41 (0:11.17)	1:01.24 (0:12.09)	0:49.15 (0:12.40)	0:36.75 (0:12.02)	0:24.73 (0:12.00)							
Rank	TAB	Horse/Jockey	Barrier	Top Speed [km/h]	Fastest Section							Distance Travelled [m]	
1	8	MEAT PIE ARTIE	5	65.3	0:11.56	1:26.30 [1]	1:12.27 [4]	1:00.71 [4]	0:48.65 [4]	0:36.30 [4]	0:24.47 [3]	0:36.30	
		Noel Callow		Overall	1200m	(0:14.03)	(0:11.56)	(0:12.06)	(0:12.35)	(0:11.83)	(0:11.74)		
2	15	VICTORY COMMAND	3	64.4	0:11.53	1:26.45 [2]	1:12.26 [5]	1:00.73 [5]	0:48.67 [5]	0:36.37 [5]	0:24.42 [5]	0:36.37	-6
		Robbie Dolan		Overall	1200m	(0:14.19)	(0:11.53)	(0:12.06)	(0:12.30)	(0:11.95)	(0:11.84)		
3	11	SMOKE 'N' OAKUM	6	66.7	0:11.10	1:26.73 [3]	1:12.77 [3]	1:01.67 [1]	0:49.58 [1]	0:37.18 [1]	0:25.16 [1]	0:37.18	-6
		Damien Thornton		1200m	1200m	(0:13.96)	(0:11.10)	(0:12.09)	(0:12.40)	(0:12.02)	(0:12.01)		
4	5	KEEP SAFE	1	64.5	0:11.41	1:26.86 [4]	1:12.96 [2]	1:01.55 [2]	0:49.38 [3]	0:36.96 [3]	0:24.92 [4]	0:36.96	-7
		Emily Lang		Overall	1200m	(0:13.90)	(0:11.41)	(0:12.17)	(0:12.42)	(0:12.04)	(0:11.95)		
5	12	STEALING SOULS	2	64.7	0:11.42	1:26.89 [5]	1:13.00 [1]	1:01.58 [3]	0:49.52 [2]	0:37.18 [2]	0:25.18 [2]	0:37.18	-3
		Ron Stewart		1200m	1200m	(0:13.89)	(0:11.42)	(0:12.06)	(0:12.34)	(0:12.00)	(0:12.04)		
6	1	AIN'T NOBODY	7	63.1	0:11.73	1:27.01 [6]	1:12.70 [6]	1:00.97 [6]	0:49.04 [6]	0:36.76 [6]	0:24.74 [6]	0:36.76	-2
		Ryan Maloney		1000m	1200m	(0:14.31)	(0:11.73)	(0:11.93)	(0:12.28)	(0:12.02)	(0:11.95)		
7	9	MIDNIGHT MADNESS	15	64.0	0:11.73	1:27.62 [7]	1:12.71 [10]	1:00.96 [11]	0:49.02 [11]	0:36.77 [11]	0:25.04 [9]	0:36.77	-2
		Micheal Hellyer		600m	600m	(0:14.91)	(0:11.75)	(0:11.94)	(0:12.25)	(0:11.73)	(0:11.73)		
8	6	LIETUVA	9	63.4	0:11.78	1:27.91 [8]	1:13.22 [9]	1:01.44 [9]	0:49.47 [10]	0:37.25 [10]	0:25.28 [10]	0:37.25	+2
		James Orman		400m	1200m	(0:14.69)	(0:11.78)	(0:11.97)	(0:12.22)	(0:11.97)	(0:11.85)		
9	14	TARZOBOOM	4	63.6	0:11.62	1:27.99 [9]	1:13.44 [8]	1:01.82 [7]	0:49.84 [7]	0:37.59 [7]	0:25.59 [8]	0:37.59	-7
		Kyle Wilson-Taylor		1200m	1200m	(0:14.55)	(0:11.62)	(0:11.98)	(0:12.25)	(0:12.00)	(0:12.20)		
10	17	ANACARDIUM	8	62.8	0:11.77	1:28.18 [10]	1:13.69 [7]	1:01.92 [8]	0:49.85 [8]	0:37.58 [8]	0:25.36 [11]	0:37.58	+1
		Nikita Beriman		Overall	1200m	(0:14.49)	(0:11.77)	(0:12.07)	(0:12.27)	(0:12.22)	(0:12.17)		

Scratched: So You Can Torque (#16), Explicable (#4), Loyalty Counts (#7), Out Of Aces (#10), Eastown (#3), Stroma Aster (#13)

[] Ranking at each section and finish
 -:-:- No data available at this section
 NA No data available

SCN Saddle cloth number
 DNF Did not finish
 DNT Did not track



Eagle Farm QLD Professional
Race 3: LADBROKES RACING CLUB QTIS Three-Year-Old Colts and
Geldings Maiden Plate - 1400m
03 July 2024 - 13:09



Track Rating: Heavy 9, Weather: Showers, Rail Position: +9m Entire

Section	Overall	1200m	1000m	800m	600m	400m	Last 600m
Field Times	1:26.30 (0:13.89)	1:12.41 (0:11.17)	1:01.24 (0:12.09)	0:49.15 (0:12.40)	0:36.75 (0:12.02)	0:24.73 (0:12.00)	0:36.75

Rank	TAB	Horse/Jockey	Barrier	Top Speed [km/h]	Fastest Section	Distance Travelled [m]
11	2	DUKE OF LANCASTER	10	64.0	0:11.56	
		Samantha Collett		1200m	1200m	

Scratched: So You Can Torque (#16), Explicable (#4), Loyalty Counts (#7), Out Of Aces (#10), Eastown (#3), Stroma Aster (#13)

[] Ranking at each section and finish
 -:-:- No data available at this section
 NA No data available

SCN Saddle cloth number
 DNF Did not finish
 DNT Did not track



Eagle Farm QLD Professional
Race 3: LADBROKES RACING CLUB QTIS Three-Year-Old Colts and Geldings Maiden Plate - 1400m
03 July 2024 - 13:09



Track Rating: Heavy 9, Weather: Showers, Rail Position: +9m Entire

Section				200m				Last 600m	
Field Times				0:12.73 (0:12.73)				0:36.75	
Rank	TAB	Horse/Jockey	Barrier	Top Speed [km/h]	Fastest Section	Margin			Distance Travelled [m]
1	8	MEAT PIE ARTIE Noel Callow	5	65.3 Overall	0:11.56 1200m	0:12.73 [1] (0:12.73)	1:26.30		0:36.30
2	15	VICTORY COMMAND Robbie Dolan	3	64.4 Overall	0:11.53 1200m	0:12.58 [4] (0:12.58)	0.83L		0:36.37 -6
3	11	SMOKE 'N' OAKUM Damien Thornton	6	66.7 1200m	0:11.10 1200m	0:13.15 [2] (0:13.15)	2.51L		0:37.18 -6
4	5	KEEP SAFE Emily Lang	1	64.5 Overall	0:11.41 1200m	0:12.97 [5] (0:12.97)	3.3L		0:36.96 -7
5	12	STEALING SOULS Ron Stewart	2	64.7 1200m	0:11.42 1200m	0:13.14 [3] (0:13.14)	3.45L		0:37.18 -3
6	1	AIN'T NOBODY Ryan Maloney	7	63.1 1000m	0:11.73 1200m	0:12.79 [6] (0:12.79)	4.14L		0:36.76 -2
7	9	MIDNIGHT MADNESS Micheal Hellyer	15	64.0 600m	0:11.73 600m	0:13.31 [7] (0:13.31)	7.71L		0:36.77 -2
8	6	LIETUVA James Orman	9	63.4 400m	0:11.78 1200m	0:13.43 [8] (0:13.43)	9.44L		0:37.25 +2
9	14	TARZOBOOM Kyle Wilson-Taylor	4	63.6 1200m	0:11.62 1200m	0:13.39 [10] (0:13.39)	9.9L		0:37.59 -7
10	17	ANACARDIUM Nikita Beriman	8	62.8 Overall	0:11.77 1200m	0:13.19 [11] (0:13.19)	11.03L		0:37.58 +1

Scratched: So You Can Torque (#16), Explicable (#4), Loyalty Counts (#7), Out Of Aces (#10), Eastown (#3), Stroma Aster (#13)

[] Ranking at each section and finish
 -:-:- No data available at this section
 NA No data available

SCN Saddle cloth number
 DNF Did not finish
 DNT Did not track



Eagle Farm QLD Professional
Race 3: LADBROKES RACING CLUB QTIS Three-Year-Old Colts and
Geldings Maiden Plate - 1400m
03 July 2024 - 13:09



Track Rating: Heavy 9, Weather: Showers, Rail Position: +9m Entire

Section							200m			Last 600m
Field Times							0:12.73			0:36.75
							(0:12.73)			
Rank	TAB	Horse/Jockey	Barrier	Top Speed [km/h]	Fastest Section	Margin			Distance Travelled [m]	
11	2	DUKE OF LANCASTER	10	64.0	0:11.56	0:14.01 [9]	13.38L			0:37.96
		Samantha Collett		1200m	1200m	(0:14.01)				-5

Scratched: So You Can Torque (#16), Explicable (#4), Loyalty Counts (#7), Out Of Aces (#10), Eastown (#3), Stroma Aster (#13)

[] Ranking at each section and finish
 -:-:- No data available at this section
 NA No data available

SCN Saddle cloth number
 DNF Did not finish
 DNT Did not track



Horse/Jockey Name	Meat Pie Artie
Final Rank	1
Fastest Section Time (Section)	0:11.56 (1200m)
Top Speed [km/h] (Section)	65.3 (Overall)
Race State	Finished



Eagle Farm QLD Professional
 Race 3: LADBROKES RACING CLUB QTIS Three-Year-Old
 Colts and Geldings Maiden Plate - 1400m

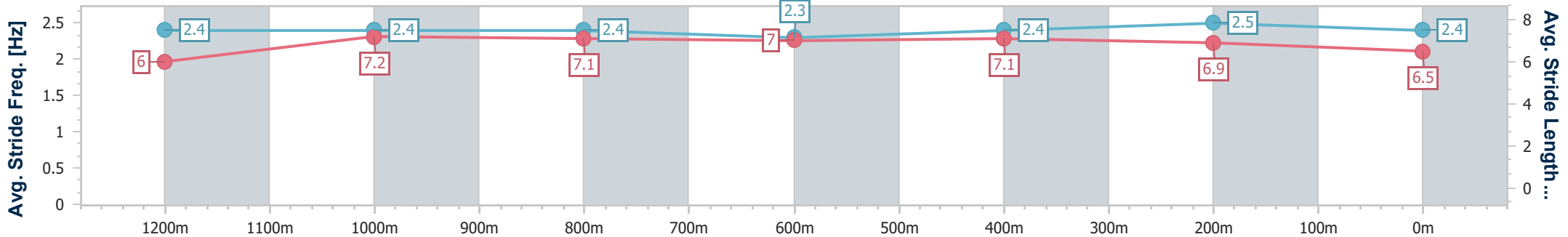
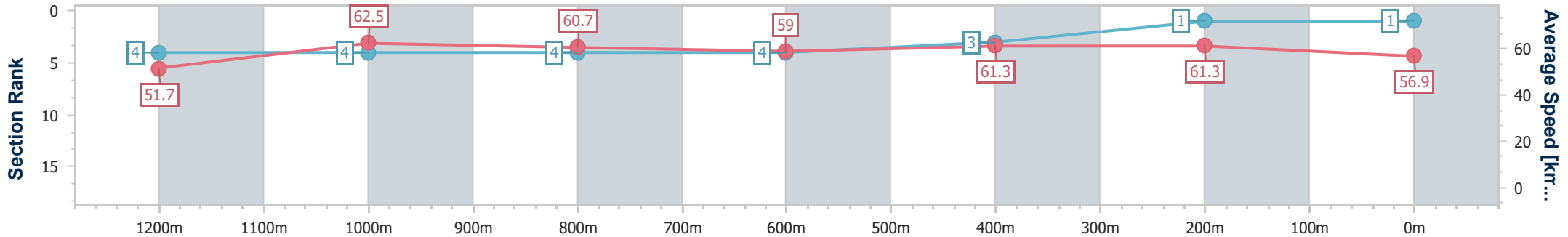


BRISBANE
 RACING CLUB

03 July 2024 - 13:09

Track Rating: Heavy 9, Weather: Showers, Rail Position: +9m Entire

Section	Overall	1200m	1000m	800m	600m	400m	200m
Section Times	1:26.30 [1] (0:14.03)	1:12.27 [4] (0:11.56)	1:00.71 [4] (0:12.06)	0:48.65 [4] (0:12.35)	0:36.30 [4] (0:11.83)	0:24.47 [3] (0:11.74)	0:12.73 [1] (0:12.73)
Average Speed [km/h]	51.7	62.5	60.7	59.0	61.3	61.3	56.9
Top Speed [km/h]	65.3	64.7	62.7	60.4	64.4	62.5	60.5
Avg. Dist. to Rail [m]	5.6	3.7	3.8	2.5	1.2	3.8	2.2
Avg. Stride Freq. [Hz]	2.4	2.4	2.4	2.3	2.4	2.5	2.4
Avg. Stride Length [m]	6.0	7.2	7.1	7.0	7.1	6.9	6.5



- [] Ranking at each section and finish
- .-.- No data available at this section
- NA No data available



Horse/Jockey Name	Victory Command
Final Rank	2
Fastest Section Time (Section)	0:11.53 (1200m)
Top Speed [km/h] (Section)	64.4 (Overall)
Race State	Finished



Eagle Farm QLD Professional
Race 3: LADBROKES RACING CLUB QTIS Three-Year-Old
Colts and Geldings Maiden Plate - 1400m

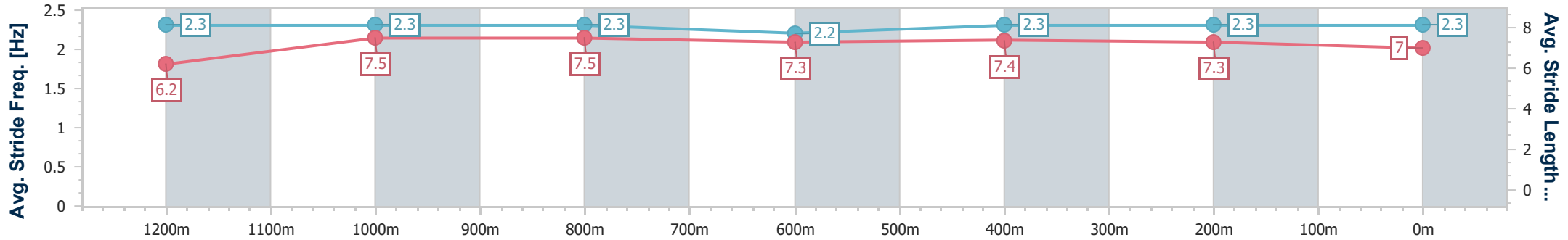
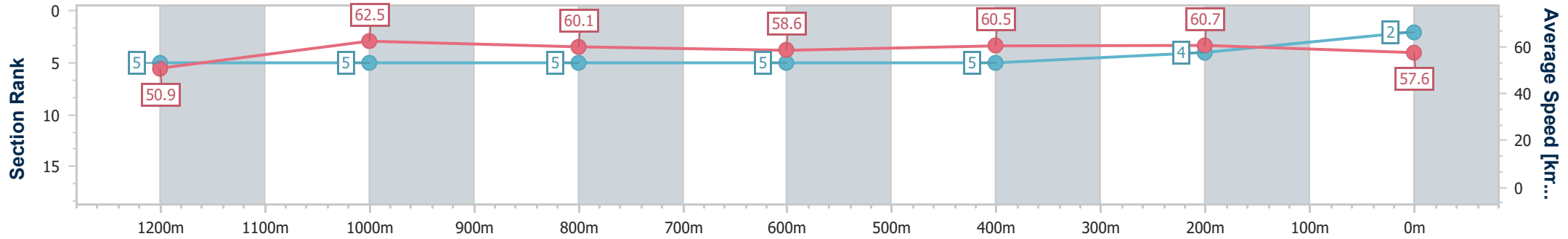


BRISBANE
RACING CLUB

03 July 2024 - 13:09

Track Rating: Heavy 9, Weather: Showers, Rail Position: +9m Entire

Section	Overall	1200m	1000m	800m	600m	400m	200m
Section Times	1:26.45 [2] (0:14.19)	1:12.26 [5] (0:11.53)	1:00.73 [5] (0:12.06)	0:48.67 [5] (0:12.30)	0:36.37 [5] (0:11.95)	0:24.42 [5] (0:11.84)	0:12.58 [4] (0:12.58)
Average Speed [km/h]	50.9	62.5	60.1	58.6	60.5	60.7	57.6
Top Speed [km/h]	64.4	64.0	61.7	59.7	63.0	62.2	59.5
Avg. Dist. to Rail [m]	3.6	2.0	1.4	0.3	0.7	3.2	2.7
Avg. Stride Freq. [Hz]	2.3	2.3	2.3	2.2	2.3	2.3	2.3
Avg. Stride Length [m]	6.2	7.5	7.5	7.3	7.4	7.3	7.0



- [] Ranking at each section and finish
- .-.- No data available at this section
- NA No data available



Horse/Jockey Name	Smoke 'N' Oakum
Final Rank	3
Fastest Section Time (Section)	0:11.10 (1200m)
Top Speed [km/h] (Section)	66.7 (1200m)
Race State	Finished



Eagle Farm QLD Professional
 Race 3: LADBROKES RACING CLUB QTIS Three-Year-Old
 Colts and Geldings Maiden Plate - 1400m

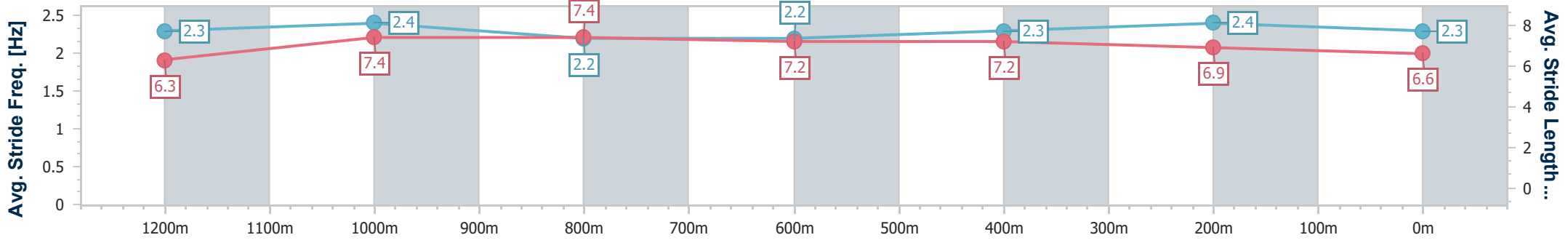
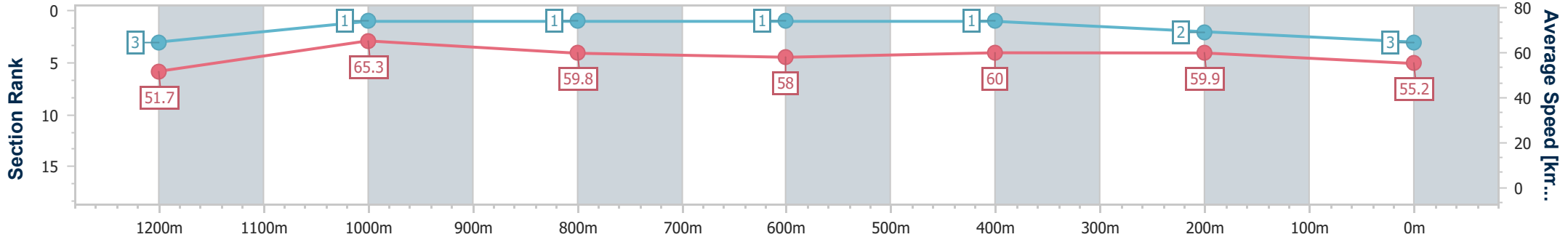


BRISBANE
 RACING CLUB

03 July 2024 - 13:09

Track Rating: Heavy 9, Weather: Showers, Rail Position: +9m Entire

Section	Overall	1200m	1000m	800m	600m	400m	200m
Section Times	1:26.73 [3] (0:13.96)	1:12.77 [3] (0:11.10)	1:01.67 [1] (0:12.09)	0:49.58 [1] (0:12.40)	0:37.18 [1] (0:12.02)	0:25.16 [1] (0:12.01)	0:13.15 [2] (0:13.15)
Average Speed [km/h]	51.7	65.3	59.8	58.0	60.0	59.9	55.2
Top Speed [km/h]	65.3	66.7	61.5	59.2	61.4	61.4	58.4
Avg. Dist. to Rail [m]	6.2	4.0	1.4	0.3	0.5	1.0	0.8
Avg. Stride Freq. [Hz]	2.3	2.4	2.2	2.2	2.3	2.4	2.3
Avg. Stride Length [m]	6.3	7.4	7.4	7.2	7.2	6.9	6.6



- [] Ranking at each section and finish
- .-.- No data available at this section
- NA No data available



Horse/Jockey Name	Keep Safe
Final Rank	4
Fastest Section Time (Section)	0:11.41 (1200m)
Top Speed [km/h] (Section)	64.5 (Overall)
Race State	Finished



Eagle Farm QLD Professional
Race 3: LADBROKES RACING CLUB QTIS Three-Year-Old
Colts and Geldings Maiden Plate - 1400m

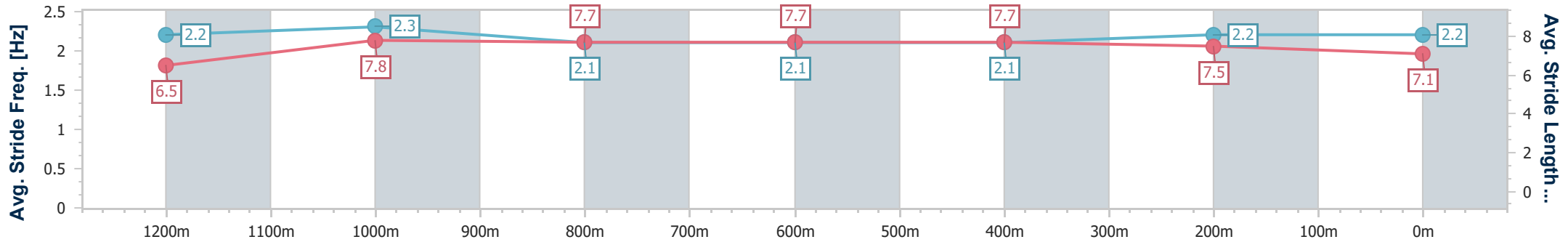
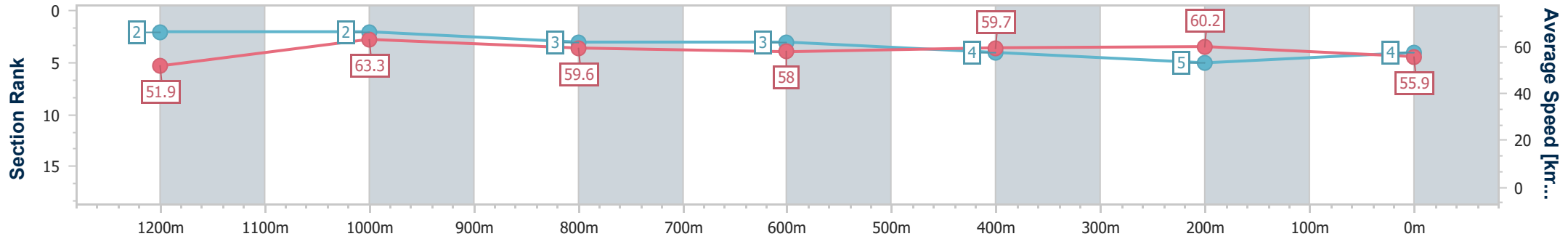


BRISBANE
RACING CLUB

03 July 2024 - 13:09

Track Rating: Heavy 9, Weather: Showers, Rail Position: +9m Entire

Section	Overall	1200m	1000m	800m	600m	400m	200m
Section Times	1:26.86 [4] (0:13.90)	1:12.96 [2] (0:11.41)	1:01.55 [2] (0:12.17)	0:49.38 [3] (0:12.42)	0:36.96 [3] (0:12.04)	0:24.92 [4] (0:11.95)	0:12.97 [5] (0:12.97)
Average Speed [km/h]	51.9	63.3	59.6	58.0	59.7	60.2	55.9
Top Speed [km/h]	64.5	64.4	61.1	59.1	61.2	61.1	58.9
Avg. Dist. to Rail [m]	2.4	1.9	1.4	0.4	0.3	0.6	0.8
Avg. Stride Freq. [Hz]	2.2	2.3	2.1	2.1	2.1	2.2	2.2
Avg. Stride Length [m]	6.5	7.8	7.7	7.7	7.7	7.5	7.1



- [] Ranking at each section and finish
- .-.- No data available at this section
- NA No data available



Horse/Jockey Name	Stealing Souls
Final Rank	5
Fastest Section Time (Section)	0:11.42 (1200m)
Top Speed [km/h] (Section)	64.7 (1200m)
Race State	Finished



Eagle Farm QLD Professional
Race 3: LADBROKES RACING CLUB QTIS Three-Year-Old
Colts and Geldings Maiden Plate - 1400m

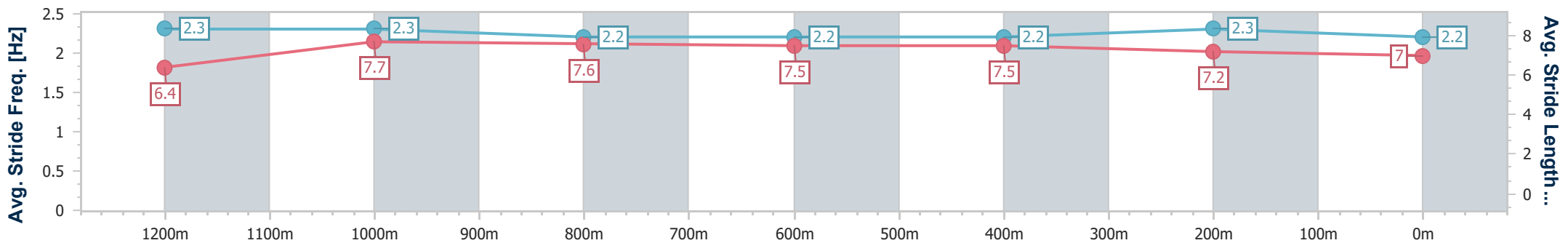
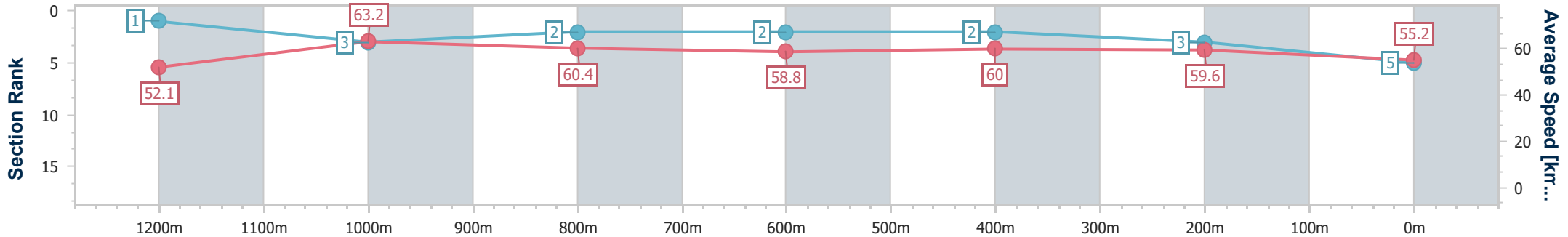


BRISBANE
RACING CLUB

03 July 2024 - 13:09

Track Rating: Heavy 9, Weather: Showers, Rail Position: +9m Entire

Section	Overall	1200m	1000m	800m	600m	400m	200m
Section Times	1:26.89 [5] (0:13.89)	1:13.00 [1] (0:11.42)	1:01.58 [3] (0:12.06)	0:49.52 [2] (0:12.34)	0:37.18 [2] (0:12.00)	0:25.18 [2] (0:12.04)	0:13.14 [3] (0:13.14)
Average Speed [km/h]	52.1	63.2	60.4	58.8	60.0	59.6	55.2
Top Speed [km/h]	64.5	64.7	62.9	59.9	61.5	61.6	57.8
Avg. Dist. to Rail [m]	3.8	3.1	2.7	1.3	0.3	1.5	1.8
Avg. Stride Freq. [Hz]	2.3	2.3	2.2	2.2	2.2	2.3	2.2
Avg. Stride Length [m]	6.4	7.7	7.6	7.5	7.5	7.2	7.0



- [] Ranking at each section and finish
- .-.- No data available at this section
- NA No data available



Horse/Jockey Name	Ain't Nobody
Final Rank	6
Fastest Section Time (Section)	0:11.73 (1200m)
Top Speed [km/h] (Section)	63.1 (1000m)
Race State	Finished



Eagle Farm QLD Professional
Race 3: LADBROKES RACING CLUB QTIS Three-Year-Old
Colts and Geldings Maiden Plate - 1400m

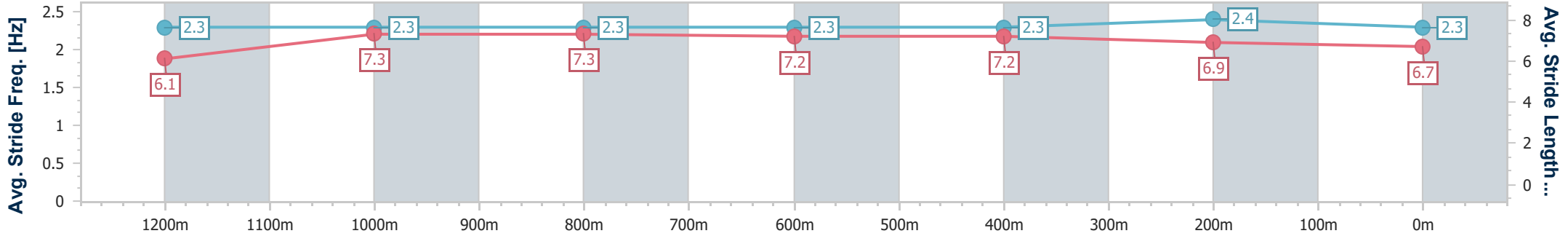
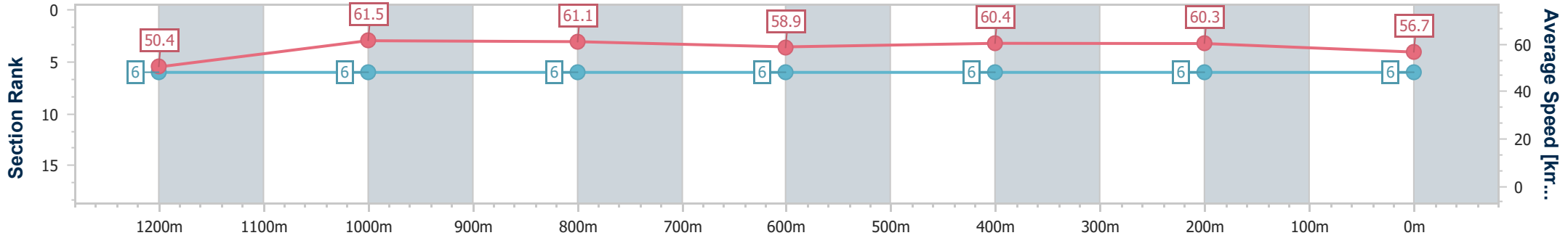


BRISBANE
RACING CLUB

03 July 2024 - 13:09

Track Rating: Heavy 9, Weather: Showers, Rail Position: +9m Entire

Section	Overall	1200m	1000m	800m	600m	400m	200m
Section Times	1:27.01 [6] (0:14.31)	1:12.70 [6] (0:11.73)	1:00.97 [6] (0:11.93)	0:49.04 [6] (0:12.28)	0:36.76 [6] (0:12.02)	0:24.74 [6] (0:11.95)	0:12.79 [6] (0:12.79)
Average Speed [km/h]	50.4	61.5	61.1	58.9	60.4	60.3	56.7
Top Speed [km/h]	63.0	63.0	63.1	60.4	61.7	61.6	58.9
Avg. Dist. to Rail [m]	6.7	2.9	2.2	1.3	1.7	6.0	5.6
Avg. Stride Freq. [Hz]	2.3	2.3	2.3	2.3	2.3	2.4	2.3
Avg. Stride Length [m]	6.1	7.3	7.3	7.2	7.2	6.9	6.7



- [] Ranking at each section and finish
- .-.- No data available at this section
- NA No data available



Horse/Jockey Name	Midnight Madness
Final Rank	7
Fastest Section Time (Section)	0:11.73 (600m)
Top Speed [km/h] (Section)	64.0 (600m)
Race State	Finished



Eagle Farm QLD Professional
Race 3: LADBROKES RACING CLUB QTIS Three-Year-Old
Colts and Geldings Maiden Plate - 1400m

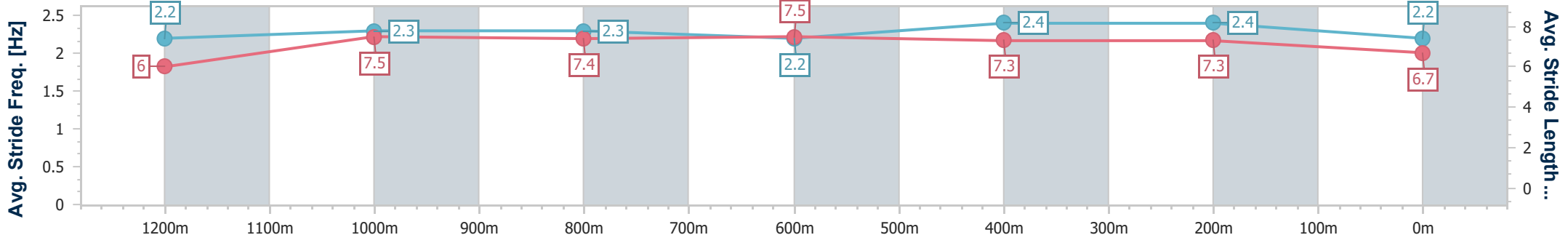
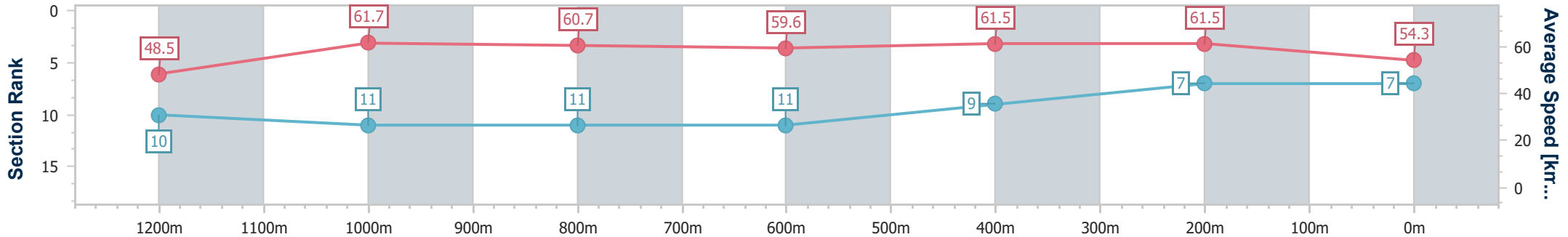


BRISBANE
RACING CLUB

03 July 2024 - 13:09

Track Rating: Heavy 9, Weather: Showers, Rail Position: +9m Entire

Section	Overall	1200m	1000m	800m	600m	400m	200m
Section Times	1:27.62 [7] (0:14.91)	1:12.71 [10] (0:11.75)	1:00.96 [11] (0:11.94)	0:49.02 [11] (0:12.25)	0:36.77 [11] (0:11.73)	0:25.04 [9] (0:11.73)	0:13.31 [7] (0:13.31)
Average Speed [km/h]	48.5	61.7	60.7	59.6	61.5	61.5	54.3
Top Speed [km/h]	63.3	63.4	62.3	61.3	64.0	63.5	58.2
Avg. Dist. to Rail [m]	9.3	3.4	2.5	2.0	1.0	2.7	2.0
Avg. Stride Freq. [Hz]	2.2	2.3	2.3	2.2	2.4	2.4	2.2
Avg. Stride Length [m]	6.0	7.5	7.4	7.5	7.3	7.3	6.7



- [] Ranking at each section and finish
- .-.- No data available at this section
- NA No data available



Horse/Jockey Name	Lietuva
Final Rank	8
Fastest Section Time (Section)	0:11.78 (1200m)
Top Speed [km/h] (Section)	63.4 (400m)
Race State	Finished



Eagle Farm QLD Professional
Race 3: LADBROKES RACING CLUB QTIS Three-Year-Old
Colts and Geldings Maiden Plate - 1400m

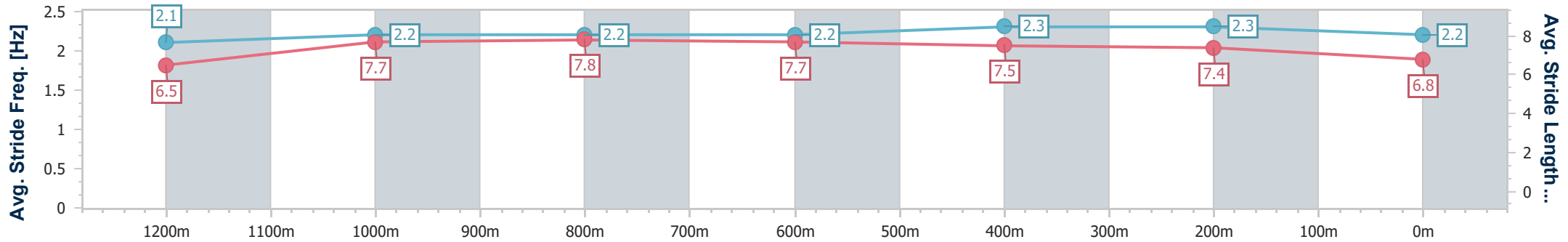
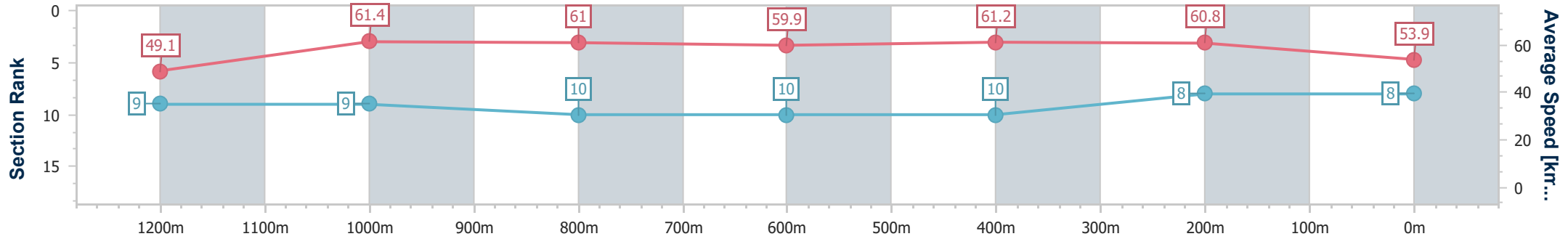


BRISBANE
RACING CLUB

03 July 2024 - 13:09

Track Rating: Heavy 9, Weather: Showers, Rail Position: +9m Entire

Section	Overall	1200m	1000m	800m	600m	400m	200m
Section Times	1:27.91 [8] (0:14.69)	1:13.22 [9] (0:11.78)	1:01.44 [9] (0:11.97)	0:49.47 [10] (0:12.22)	0:37.25 [10] (0:11.97)	0:25.28 [10] (0:11.85)	0:13.43 [8] (0:13.43)
Average Speed [km/h]	49.1	61.4	61.0	59.9	61.2	60.8	53.9
Top Speed [km/h]	62.9	62.5	62.0	61.9	63.4	63.4	58.1
Avg. Dist. to Rail [m]	8.5	3.8	3.3	2.8	4.2	7.4	5.4
Avg. Stride Freq. [Hz]	2.1	2.2	2.2	2.2	2.3	2.3	2.2
Avg. Stride Length [m]	6.5	7.7	7.8	7.7	7.5	7.4	6.8



- [] Ranking at each section and finish
- .-.- No data available at this section
- NA No data available



Horse/Jockey Name	Tarzoboom
Final Rank	9
Fastest Section Time (Section)	0:11.62 (1200m)
Top Speed [km/h] (Section)	63.6 (1200m)
Race State	Finished



Eagle Farm QLD Professional
Race 3: LADBROKES RACING CLUB QTIS Three-Year-Old
Colts and Geldings Maiden Plate - 1400m

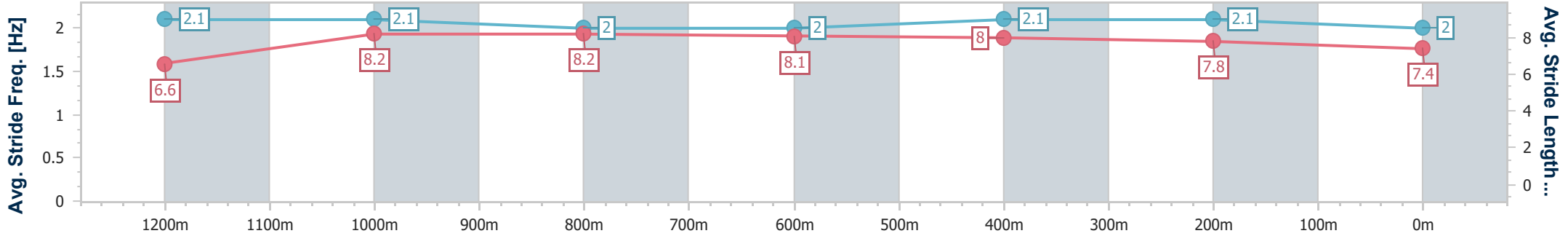
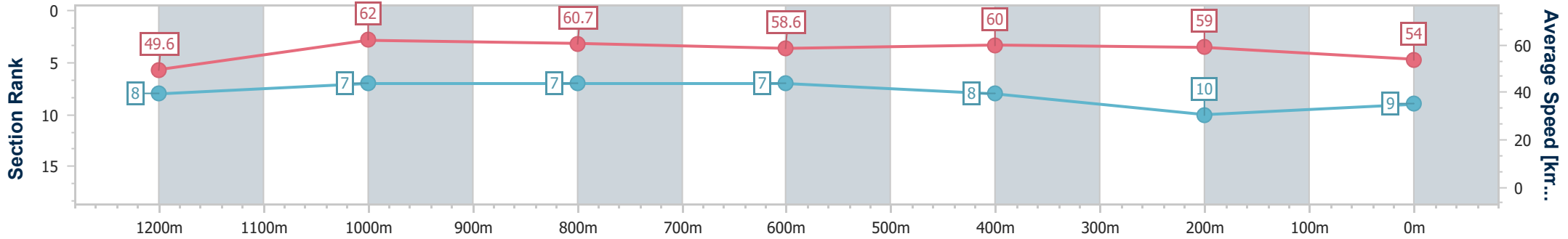


BRISBANE
RACING CLUB

03 July 2024 - 13:09

Track Rating: Heavy 9, Weather: Showers, Rail Position: +9m Entire

Section	Overall	1200m	1000m	800m	600m	400m	200m
Section Times	1:27.99 [9] (0:14.55)	1:13.44 [8] (0:11.62)	1:01.82 [7] (0:11.98)	0:49.84 [7] (0:12.25)	0:37.59 [7] (0:12.00)	0:25.59 [8] (0:12.20)	0:13.39 [10] (0:13.39)
Average Speed [km/h]	49.6	62.0	60.7	58.6	60.0	59.0	54.0
Top Speed [km/h]	63.5	63.6	61.3	59.8	61.2	61.1	56.7
Avg. Dist. to Rail [m]	4.5	2.1	1.5	0.3	0.5	1.5	1.8
Avg. Stride Freq. [Hz]	2.1	2.1	2.0	2.0	2.1	2.1	2.0
Avg. Stride Length [m]	6.6	8.2	8.2	8.1	8.0	7.8	7.4



- [] Ranking at each section and finish
- .-.- No data available at this section
- NA No data available



Horse/Jockey Name	Anacardium
Final Rank	10
Fastest Section Time (Section)	0:11.77 (1200m)
Top Speed [km/h] (Section)	62.8 (Overall)
Race State	Finished



Eagle Farm QLD Professional
 Race 3: LADBROKES RACING CLUB QTIS Three-Year-Old
 Colts and Geldings Maiden Plate - 1400m

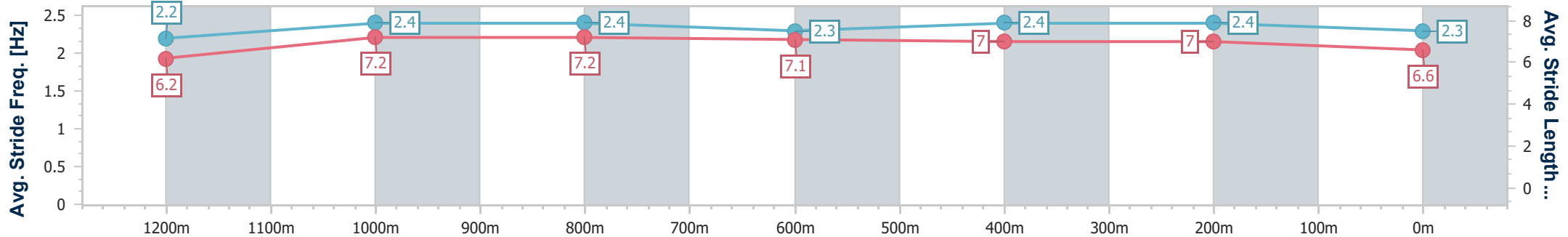
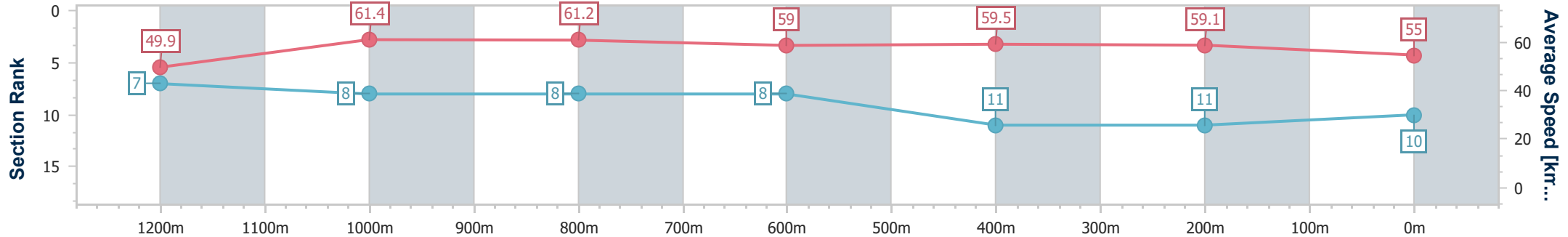


BRISBANE
 RACING CLUB

03 July 2024 - 13:09

Track Rating: Heavy 9, Weather: Showers, Rail Position: +9m Entire

Section	Overall	1200m	1000m	800m	600m	400m	200m
Section Times	1:28.18 [10] (0:14.49)	1:13.69 [7] (0:11.77)	1:01.92 [8] (0:12.07)	0:49.85 [8] (0:12.27)	0:37.58 [8] (0:12.22)	0:25.36 [11] (0:12.17)	0:13.19 [11] (0:13.19)
Average Speed [km/h]	49.9	61.4	61.2	59.0	59.5	59.1	55.0
Top Speed [km/h]	62.8	62.6	62.1	60.0	61.7	61.5	57.5
Avg. Dist. to Rail [m]	7.2	4.6	4.8	1.4	1.8	6.0	4.2
Avg. Stride Freq. [Hz]	2.2	2.4	2.4	2.3	2.4	2.4	2.3
Avg. Stride Length [m]	6.2	7.2	7.2	7.1	7.0	7.0	6.6



- [] Ranking at each section and finish
- .-.- No data available at this section
- NA No data available



Horse/Jockey Name	Duke Of Lancaster
Final Rank	11
Fastest Section Time (Section)	0:11.56 (1200m)
Top Speed [km/h] (Section)	64.0 (1200m)
Race State	Finished



Eagle Farm QLD Professional
Race 3: LADBROKES RACING CLUB QTIS Three-Year-Old
Colts and Geldings Maiden Plate - 1400m

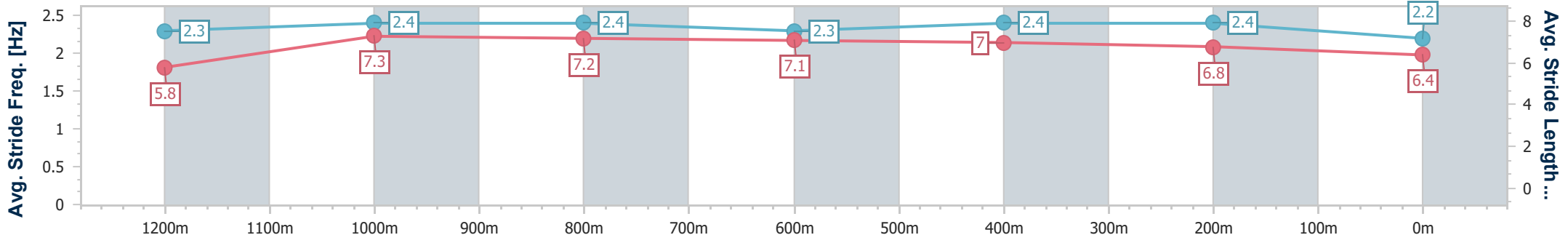
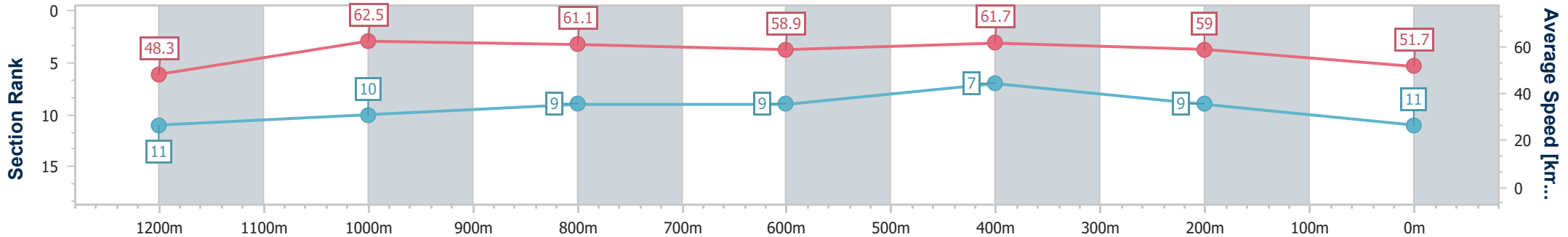


BRISBANE
RACING CLUB

03 July 2024 - 13:09

Track Rating: Heavy 9, Weather: Showers, Rail Position: +9m Entire

Section	Overall	1200m	1000m	800m	600m	400m	200m
Section Times	1:28.58 [11] (0:14.94)	1:13.64 [11] (0:11.56)	1:02.08 [10] (0:11.92)	0:50.16 [9] (0:12.20)	0:37.96 [9] (0:11.75)	0:26.21 [7] (0:12.20)	0:14.01 [9] (0:14.01)
Average Speed [km/h]	48.3	62.5	61.1	58.9	61.7	59.0	51.7
Top Speed [km/h]	62.6	64.0	62.7	59.9	62.2	62.4	54.9
Avg. Dist. to Rail [m]	7.9	2.4	2.1	0.4	1.2	4.5	5.0
Avg. Stride Freq. [Hz]	2.3	2.4	2.4	2.3	2.4	2.4	2.2
Avg. Stride Length [m]	5.8	7.3	7.2	7.1	7.0	6.8	6.4



- [] Ranking at each section and finish
- .-.- No data available at this section
- NA No data available



Eagle Farm QLD Professional

Race 4: CASCADE Maiden Plate - 1600m

03 July 2024 - 13:44



BRISBANE
RACING CLUB

Track Rating: Heavy 9, Weather: Showers, Rail Position: +9m Entire

Section		Field Times											
		Overall	1400m	1200m	1000m	800m	600m	400m	Last 600m				
		1:40.65 (0:14.15)	1:26.50 (0:11.73)	1:14.77 (0:12.53)	1:02.24 (0:13.15)	0:49.09 (0:12.61)	0:36.48 (0:11.59)	0:24.89 (0:11.93)	0:36.48				
Rank	TAB Horse/Jockey	Barrier	Top Speed [km/h]	Fastest Section									Distance Travelled [m]
1	1 HURACANEVO Michael Rodd	3	64.6 400m	0:11.51 400m	1:40.65 [1] (0:14.58)	1:26.07 [4] (0:11.93)	1:14.14 [6] (0:12.62)	1:01.52 [6] (0:13.12)	0:48.40 [6] (0:12.71)	0:35.69 [6] (0:11.66)	0:24.03 [6] (0:11.51)	0:35.69	
2	11 MISS DYNAMO Robbie Dolan	1	63.1 400m	0:11.76 600m	1:40.67 [2] (0:14.62)	1:26.05 [5] (0:11.89)	1:14.16 [5] (0:12.43)	1:01.73 [4] (0:12.93)	0:48.80 [4] (0:12.60)	0:36.20 [3] (0:11.76)	0:24.44 [3] (0:11.78)	0:36.20	-6
3	5 ALL ABOUT ARTIE Jag Guthmann-Chester	4	62.8 600m	0:11.59 600m	1:40.73 [3] (0:14.15)	1:26.58 [1] (0:11.73)	1:14.85 [1] (0:12.53)	1:02.32 [1] (0:13.15)	0:49.17 [1] (0:12.61)	0:36.56 [1] (0:11.59)	0:24.97 [1] (0:11.93)	0:36.56	-9
4	13 PRINCESS KAGUYA James Orman	7	63.0 400m	0:11.71 400m	1:40.79 [4] (0:14.32)	1:26.47 [3] (0:11.93)	1:14.54 [3] (0:12.52)	1:02.02 [3] (0:13.08)	0:48.94 [3] (0:12.64)	0:36.30 [4] (0:11.78)	0:24.52 [4] (0:11.71)	0:36.30	-1
5	9 GAVIN Angela Jones	9	65.3 1400m	0:11.70 1400m	1:41.03 [5] (0:14.25)	1:26.78 [2] (0:11.70)	1:15.08 [2] (0:12.50)	1:02.58 [2] (0:13.16)	0:49.42 [2] (0:12.60)	0:36.82 [2] (0:11.76)	0:25.06 [2] (0:12.09)	0:36.82	-3
6	6 EASTOWN Damien Thornton	5	64.2 600m	0:11.60 600m	1:41.09 [6] (0:14.77)	1:26.32 [8] (0:11.94)	1:14.38 [8] (0:12.56)	1:01.82 [8] (0:13.20)	0:48.62 [8] (0:12.58)	0:36.04 [7] (0:11.60)	0:24.44 [7] (0:11.62)	0:36.04	-2
7	7 EXPOSITION Ryan Maloney	10	64.0 600m	0:11.65 600m	1:41.23 [7] (0:14.72)	1:26.51 [6] (0:11.67)	1:14.84 [4] (0:12.58)	1:02.26 [5] (0:13.17)	0:49.09 [5] (0:12.55)	0:36.54 [5] (0:11.65)	0:24.89 [5] (0:11.69)	0:36.54	-3
8	2 NATIONAL INTEREST Samantha Collett	11	64.4 600m	0:11.64 600m	1:41.45 [8] (0:14.92)	1:26.53 [9] (0:12.06)	1:14.47 [10] (0:12.48)	1:01.99 [10] (0:13.21)	0:48.78 [10] (0:12.60)	0:36.18 [10] (0:11.64)	0:24.54 [9] (0:11.70)	0:36.18	-1
9	14 SUNCHELLE Melea Castle	2	62.4 600m	0:11.80 600m	1:41.81 [9] (0:14.76)	1:27.05 [7] (0:11.93)	1:15.12 [7] (0:12.49)	1:02.63 [7] (0:13.21)	0:49.42 [7] (0:12.67)	0:36.75 [8] (0:11.80)	0:24.95 [8] (0:11.96)	0:36.75	-4
10	10 CALL ME CRAZY Nikita Beriman	6	62.1 Overall	0:11.96 1400m	1:42.71 [10] (0:14.96)	1:27.75 [10] (0:11.96)	1:15.79 [9] (0:12.41)	1:03.38 [9] (0:13.23)	0:50.15 [9] (0:12.68)	0:37.47 [9] (0:12.01)	0:25.46 [10] (0:12.32)	0:37.47	-3

Scratched: Nitrogen (#3), Trapedo (#15), Omikami (#12), Express Payment (#8)



Eagle Farm QLD Professional
Race 4: CASCADE Maiden Plate - 1600m
03 July 2024 - 13:44



BRISBANE
RACING CLUB

Track Rating: Heavy 9, Weather: Showers, Rail Position: +9m Entire

Section	Overall	1400m	1200m	1000m	800m	600m	400m	Last 600m						
Field Times	1:40.65 (0:14.15)	1:26.50 (0:11.73)	1:14.77 (0:12.53)	1:02.24 (0:13.15)	0:49.09 (0:12.61)	0:36.48 (0:11.59)	0:24.89 (0:11.93)	0:36.48						
Rank	TAB	Horse/Jockey	Barrier	Top Speed [km/h]	Fastest Section				Distance Travelled [m]					
11	4	SMELTER	12	61.8	0:11.86	1:43.08 [11]	1:28.10 [11]	1:15.88 [11]	1:03.27 [11]	0:50.10 [11]	0:37.56 [11]	0:25.70 [11]	0:37.56	-4
		Matthew Palmer		600m	600m	(0:14.98)	(0:12.22)	(0:12.61)	(0:13.17)	(0:12.54)	(0:11.86)	(0:12.29)		

Scratched: Nitrogen (#3), Trapedo (#15), Omikami (#12), Express Payment (#8)

[] Ranking at each section and finish
 -:-:- No data available at this section
 NA No data available

SCN Saddle cloth number
 DNF Did not finish
 DNT Did not track



Eagle Farm QLD Professional
Race 4: CASCADE Maiden Plate - 1600m
03 July 2024 - 13:44



Track Rating: Heavy 9, Weather: Showers, Rail Position: +9m Entire

Section							200m			Last 600m
Field Times							0:12.96			0:36.48
Rank	TAB	Horse/Jockey	Barrier	Top Speed [km/h]	Fastest Section	Margin				Distance Travelled [m]
1	1	HURACANEVO Michael Rodd	3	64.6 400m	0:11.51 400m	0:12.52 [6] (0:12.52)	1:40.65		0:35.69	
2	11	MISS DYNAMO Robbie Dolan	1	63.1 400m	0:11.76 600m	0:12.66 [3] (0:12.66)	0.11L		0:36.20	-6
3	5	ALL ABOUT ARTIE Jag Guthmann-Chester	4	62.8 600m	0:11.59 600m	0:13.04 [1] (0:13.04)	0.47L		0:36.56	-9
4	13	PRINCESS KAGUYA James Orman	7	63.0 400m	0:11.71 400m	0:12.81 [2] (0:12.81)	0.8L		0:36.30	-1
5	9	GAVIN Angela Jones	9	65.3 1400m	0:11.70 1400m	0:12.97 [5] (0:12.97)	2.2L		0:36.82	-3
6	6	EASTOWN Damien Thornton	5	64.2 600m	0:11.60 600m	0:12.82 [7] (0:12.82)	2.59L		0:36.04	-2
7	7	EXPOSITION Ryan Maloney	10	64.0 600m	0:11.65 600m	0:13.20 [4] (0:13.20)	3.42L		0:36.54	-3
8	2	NATIONAL INTEREST Samantha Collett	11	64.4 600m	0:11.64 600m	0:12.84 [8] (0:12.84)	4.67L		0:36.18	-1
9	14	SUNCHELLE Melea Castle	2	62.4 600m	0:11.80 600m	0:12.99 [9] (0:12.99)	6.8L		0:36.75	-4
10	10	CALL ME CRAZY Nikita Beriman	6	62.1 Overall	0:11.96 1400m	0:13.14 [10] (0:13.14)	12.08L		0:37.47	-3

Scratched: Nitrogen (#3), Trapedo (#15), Omikami (#12), Express Payment (#8)

[] Ranking at each section and finish
 -:-:- No data available at this section
 NA No data available

SCN Saddle cloth number
 DNF Did not finish
 DNT Did not track



Eagle Farm QLD Professional
Race 4: CASCADE Maiden Plate - 1600m
03 July 2024 - 13:44



Track Rating: Heavy 9, Weather: Showers, Rail Position: +9m Entire

Section		200m		Last 600m		
Field Times		0:12.96 (0:12.96)		0:36.48		
Rank	TAB Horse/Jockey	Barrier	Top Speed [km/h]	Fastest Section	Margin	Distance Travelled [m]
11	4 SMELTER	12	61.8	0:11.86	0:13.41 [11]	14.28L
	Matthew Palmer		600m	600m	(0:13.41)	0:37.56 -4

Scratched: Nitrogen (#3), Trapedo (#15), Omikami (#12), Express Payment (#8)

[] Ranking at each section and finish
 -:-:- No data available at this section
 NA No data available

SCN Saddle cloth number
 DNF Did not finish
 DNT Did not track



Horse/Jockey Name	Huracanevo
Final Rank	1
Fastest Section Time (Section)	0:11.51 (400m)
Top Speed [km/h] (Section)	64.6 (400m)
Race State	Finished



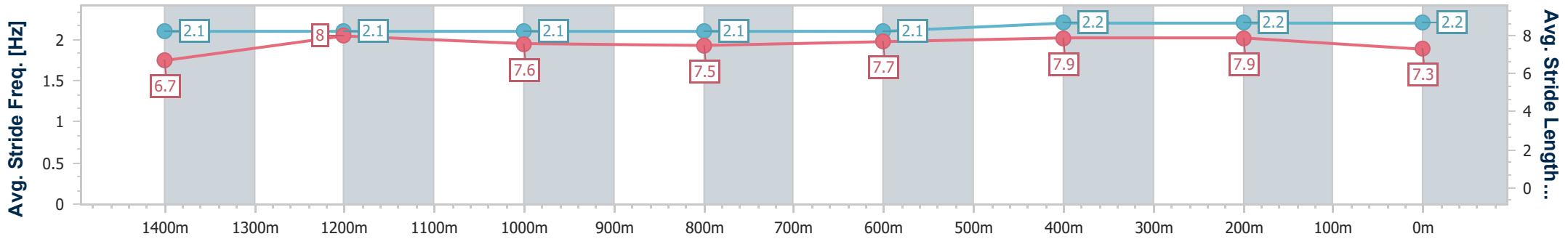
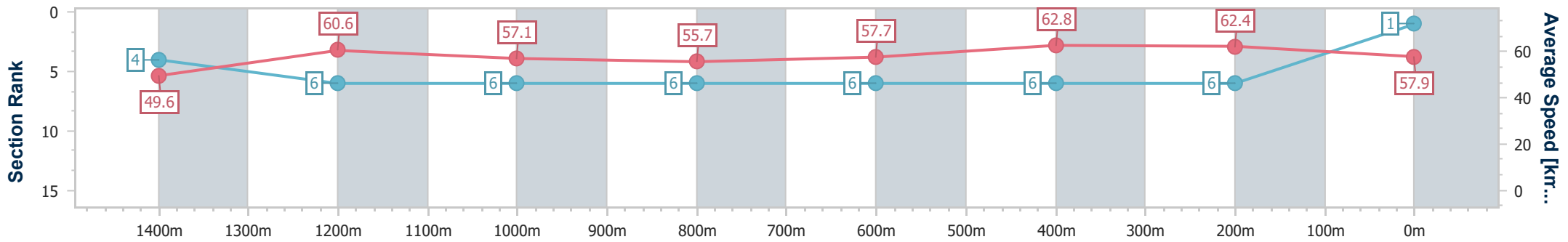
Eagle Farm QLD Professional
 Race 4: CASCADE Maiden Plate - 1600m
 03 July 2024 - 13:44



BRISBANE
 RACING CLUB

Track Rating: Heavy 9, Weather: Showers, Rail Position: +9m Entire

Section	Overall	1400m	1200m	1000m	800m	600m	400m	200m
Section Times	1:40.65 [1] (0:14.58)	1:26.07 [4] (0:11.93)	1:14.14 [6] (0:12.62)	1:01.52 [6] (0:13.12)	0:48.40 [6] (0:12.71)	0:35.69 [6] (0:11.66)	0:24.03 [6] (0:11.51)	0:12.52 [6] (0:12.52)
Average Speed [km/h]	49.6	60.6	57.1	55.7	57.7	62.8	62.4	57.9
Top Speed [km/h]	61.4	61.1	59.6	57.6	59.6	64.4	64.6	60.7
Avg. Dist. to Rail [m]	3.1	3.4	2.9	3.2	3.2	3.8	5.3	5.4
Avg. Stride Freq. [Hz]	2.1	2.1	2.1	2.1	2.1	2.2	2.2	2.2
Avg. Stride Length [m]	6.7	8.0	7.6	7.5	7.7	7.9	7.9	7.3



- [] Ranking at each section and finish
- .-.- No data available at this section
- NA No data available



Horse/Jockey Name	Miss Dynamo
Final Rank	2
Fastest Section Time (Section)	0:11.76 (600m)
Top Speed [km/h] (Section)	63.1 (400m)
Race State	Finished

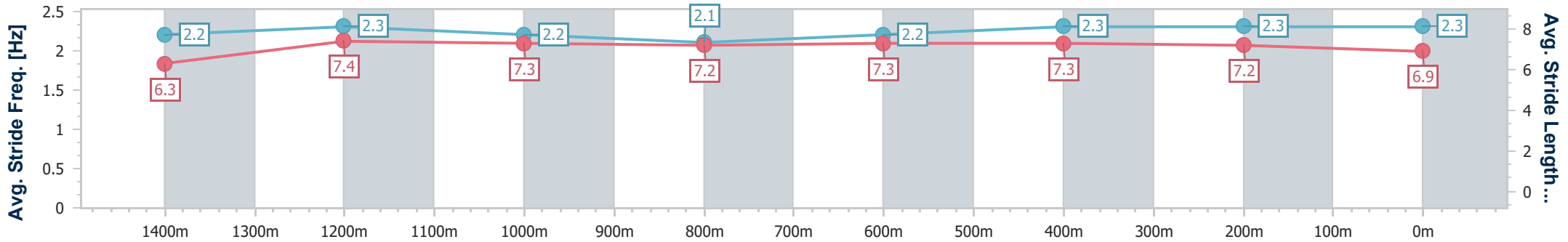
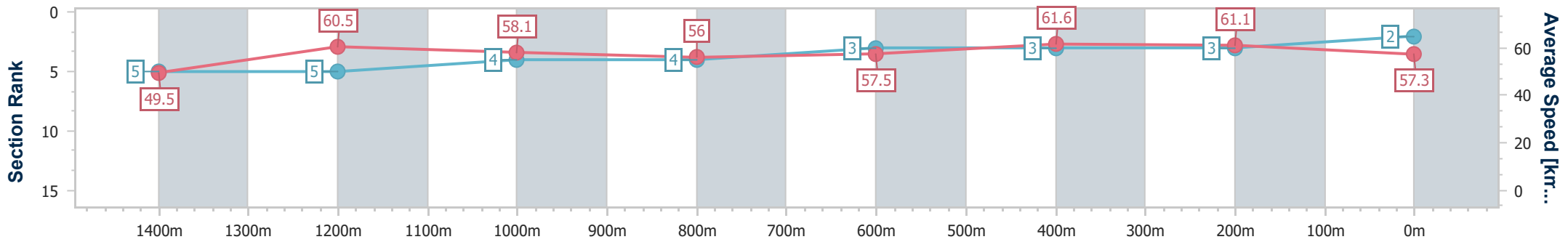


Eagle Farm QLD Professional
 Race 4: CASCADE Maiden Plate - 1600m
 03 July 2024 - 13:44
 Track Rating: Heavy 9, Weather: Showers, Rail Position: +9m Entire



BRISBANE RACING CLUB

Section	Overall	1400m	1200m	1000m	800m	600m	400m	200m
Section Times	1:40.67 [2] (0:14.62)	1:26.05 [5] (0:11.89)	1:14.16 [5] (0:12.43)	1:01.73 [4] (0:12.93)	0:48.80 [4] (0:12.60)	0:36.20 [3] (0:11.76)	0:24.44 [3] (0:11.78)	0:12.66 [3] (0:12.66)
Average Speed [km/h]	49.5	60.5	58.1	56.0	57.5	61.6	61.1	57.3
Top Speed [km/h]	61.8	61.6	60.5	57.5	59.5	63.1	63.1	59.3
Avg. Dist. to Rail [m]	2.1	2.2	1.8	1.8	1.2	1.1	1.6	1.1
Avg. Stride Freq. [Hz]	2.2	2.3	2.2	2.1	2.2	2.3	2.3	2.3
Avg. Stride Length [m]	6.3	7.4	7.3	7.2	7.3	7.3	7.2	6.9



- [] Ranking at each section and finish
- .-.- No data available at this section
- NA No data available



Horse/Jockey Name	All About Artie
Final Rank	3
Fastest Section Time (Section)	0:11.59 (600m)
Top Speed [km/h] (Section)	62.8 (600m)
Race State	Finished



Eagle Farm QLD Professional
Race 4: CASCADE Maiden Plate - 1600m

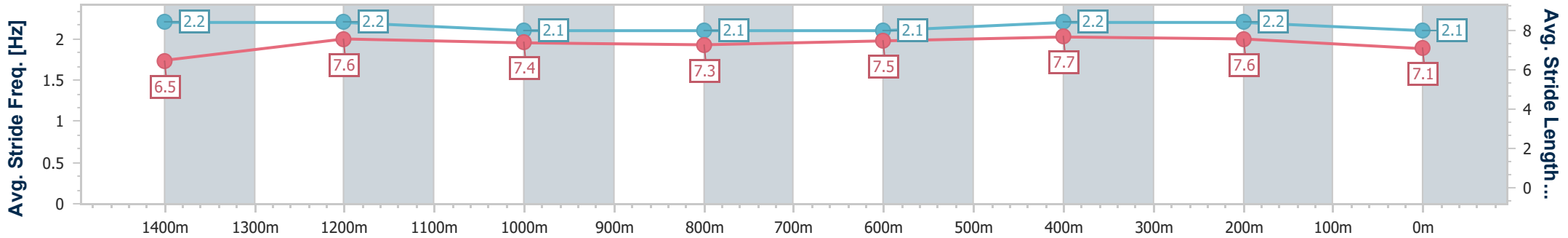
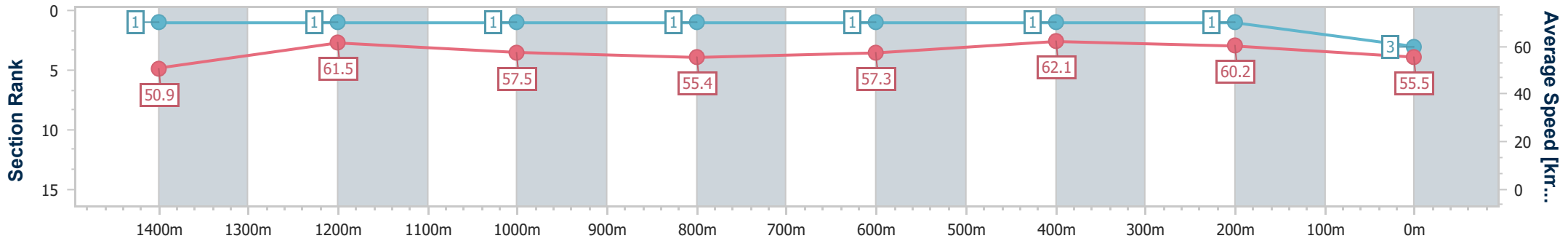


03 July 2024 - 13:44

BRISBANE RACING CLUB

Track Rating: Heavy 9, Weather: Showers, Rail Position: +9m Entire

Section	Overall	1400m	1200m	1000m	800m	600m	400m	200m
Section Times	1:40.73 [3] (0:14.15)	1:26.58 [1] (0:11.73)	1:14.85 [1] (0:12.53)	1:02.32 [1] (0:13.15)	0:49.17 [1] (0:12.61)	0:36.56 [1] (0:11.59)	0:24.97 [1] (0:11.93)	0:13.04 [1] (0:13.04)
Average Speed [km/h]	50.9	61.5	57.5	55.4	57.3	62.1	60.2	55.5
Top Speed [km/h]	62.7	62.6	58.9	55.5	60.1	62.8	62.3	58.5
Avg. Dist. to Rail [m]	3.1	1.4	2.0	1.9	0.8	0.3	0.4	0.4
Avg. Stride Freq. [Hz]	2.2	2.2	2.1	2.1	2.1	2.2	2.2	2.1
Avg. Stride Length [m]	6.5	7.6	7.4	7.3	7.5	7.7	7.6	7.1



- [] Ranking at each section and finish
- .-.- No data available at this section
- NA No data available



Horse/Jockey Name	Princess Kaguya
Final Rank	4
Fastest Section Time (Section)	0:11.71 (400m)
Top Speed [km/h] (Section)	63.0 (400m)
Race State	Finished

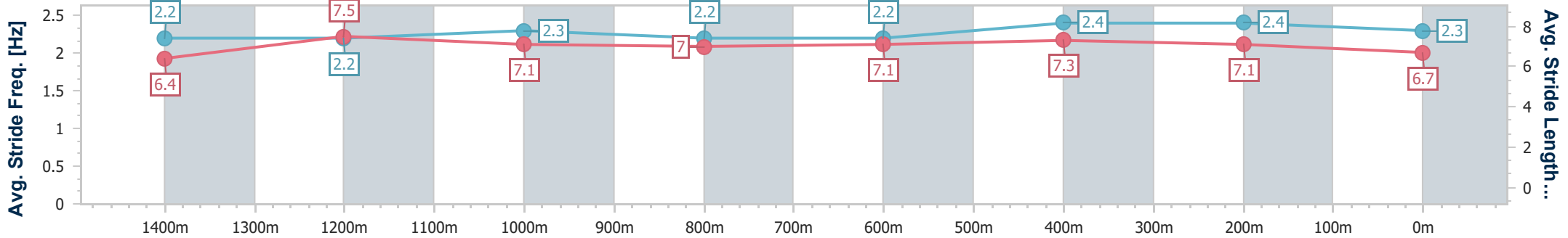
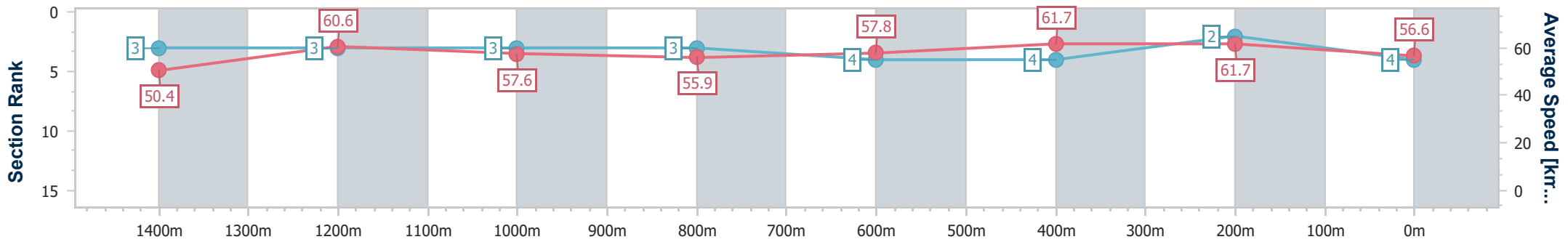


Eagle Farm QLD Professional
 Race 4: CASCADE Maiden Plate - 1600m
 03 July 2024 - 13:44
 Track Rating: Heavy 9, Weather: Showers, Rail Position: +9m Entire



BRISBANE
RACING CLUB

Section	Overall	1400m	1200m	1000m	800m	600m	400m	200m
Section Times	1:40.79 [4] (0:14.32)	1:26.47 [3] (0:11.93)	1:14.54 [3] (0:12.52)	1:02.02 [3] (0:13.08)	0:48.94 [3] (0:12.64)	0:36.30 [4] (0:11.78)	0:24.52 [4] (0:11.71)	0:12.81 [2] (0:12.81)
Average Speed [km/h]	50.4	60.6	57.6	55.9	57.8	61.7	61.7	56.6
Top Speed [km/h]	61.8	61.7	59.1	56.7	59.7	62.7	63.0	58.5
Avg. Dist. to Rail [m]	4.7	2.8	3.0	3.2	3.1	2.6	4.3	4.0
Avg. Stride Freq. [Hz]	2.2	2.2	2.3	2.2	2.2	2.4	2.4	2.3
Avg. Stride Length [m]	6.4	7.5	7.1	7.0	7.1	7.3	7.1	6.7



- [] Ranking at each section and finish
- .-.-.- No data available at this section
- NA No data available



Horse/Jockey Name	Gavin
Final Rank	5
Fastest Section Time (Section)	0:11.70 (1400m)
Top Speed [km/h] (Section)	65.3 (1400m)
Race State	Finished

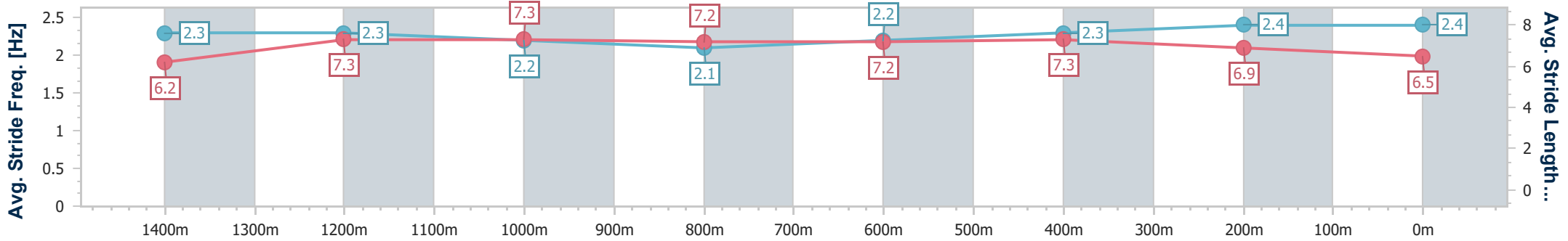
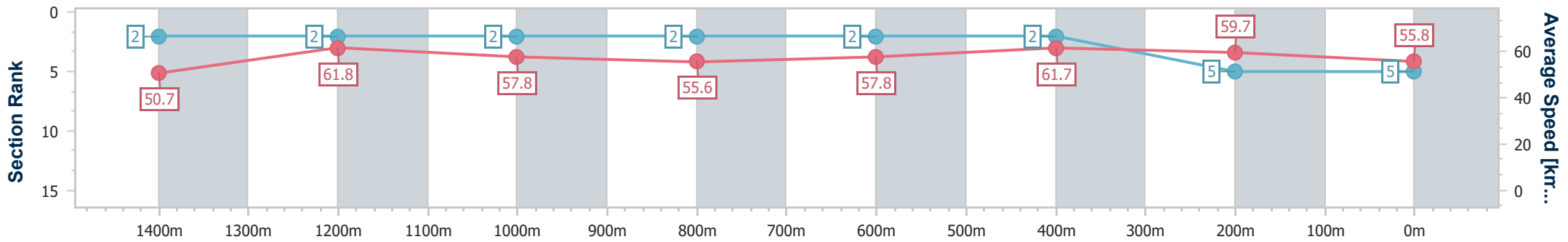


Eagle Farm QLD Professional
 Race 4: CASCADE Maiden Plate - 1600m
 03 July 2024 - 13:44
 Track Rating: Heavy 9, Weather: Showers, Rail Position: +9m Entire



BRISBANE RACING CLUB

Section	Overall	1400m	1200m	1000m	800m	600m	400m	200m
Section Times	1:41.03 [5] (0:14.25)	1:26.78 [2] (0:11.70)	1:15.08 [2] (0:12.50)	1:02.58 [2] (0:13.16)	0:49.42 [2] (0:12.60)	0:36.82 [2] (0:11.76)	0:25.06 [2] (0:12.09)	0:12.97 [5] (0:12.97)
Average Speed [km/h]	50.7	61.8	57.8	55.6	57.8	61.7	59.7	55.8
Top Speed [km/h]	63.5	65.3	58.9	56.2	60.4	62.2	61.7	58.4
Avg. Dist. to Rail [m]	6.5	3.7	3.0	3.2	2.3	1.9	3.6	4.3
Avg. Stride Freq. [Hz]	2.3	2.3	2.2	2.1	2.2	2.3	2.4	2.4
Avg. Stride Length [m]	6.2	7.3	7.3	7.2	7.2	7.3	6.9	6.5



- [] Ranking at each section and finish
- .-.- No data available at this section
- NA No data available



Horse/Jockey Name	Eastown
Final Rank	6
Fastest Section Time (Section)	0:11.60 (600m)
Top Speed [km/h] (Section)	64.2 (600m)
Race State	Finished

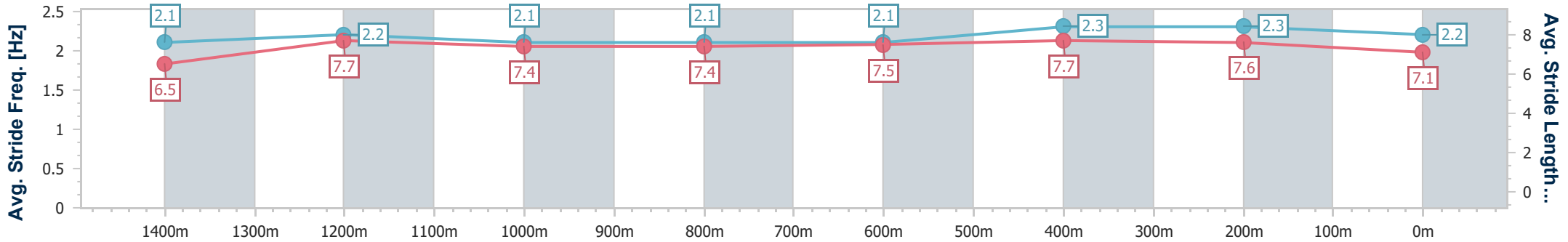
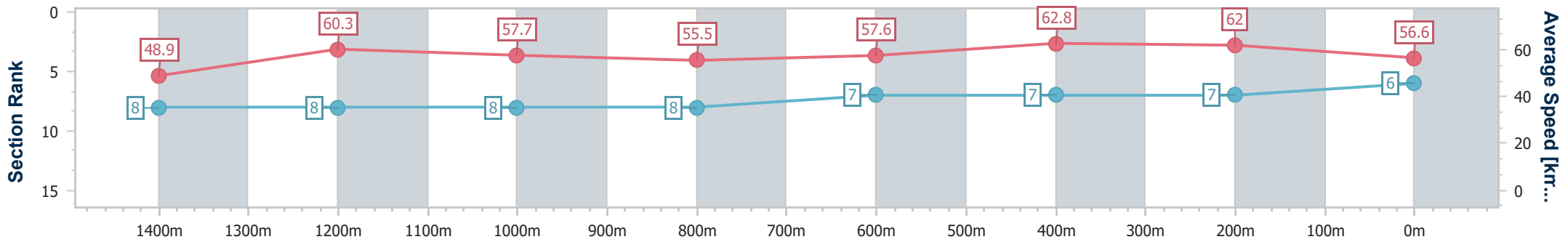


Eagle Farm QLD Professional
 Race 4: CASCADE Maiden Plate - 1600m
 03 July 2024 - 13:44
 Track Rating: Heavy 9, Weather: Showers, Rail Position: +9m Entire



BRISBANE RACING CLUB

Section	Overall	1400m	1200m	1000m	800m	600m	400m	200m
Section Times	1:41.09 [6] (0:14.77)	1:26.32 [8] (0:11.94)	1:14.38 [8] (0:12.56)	1:01.82 [8] (0:13.20)	0:48.62 [8] (0:12.58)	0:36.04 [7] (0:11.60)	0:24.44 [7] (0:11.62)	0:12.82 [7] (0:12.82)
Average Speed [km/h]	48.9	60.3	57.7	55.5	57.6	62.8	62.0	56.6
Top Speed [km/h]	61.2	61.3	59.4	56.9	59.6	64.2	64.2	59.8
Avg. Dist. to Rail [m]	4.8	3.4	4.1	3.8	1.7	2.6	7.9	6.4
Avg. Stride Freq. [Hz]	2.1	2.2	2.1	2.1	2.1	2.3	2.3	2.2
Avg. Stride Length [m]	6.5	7.7	7.4	7.4	7.5	7.7	7.6	7.1



- [] Ranking at each section and finish
- .-.- No data available at this section
- NA No data available



Horse/Jockey Name	Exposition
Final Rank	7
Fastest Section Time (Section)	0:11.65 (600m)
Top Speed [km/h] (Section)	64.0 (600m)
Race State	Finished

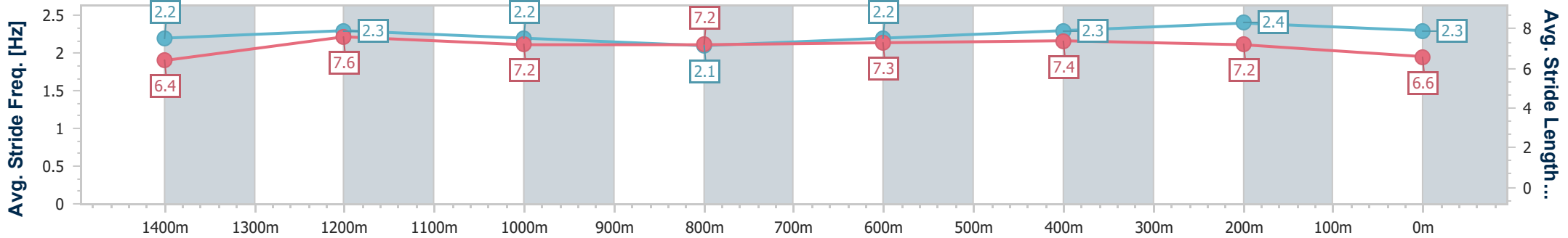
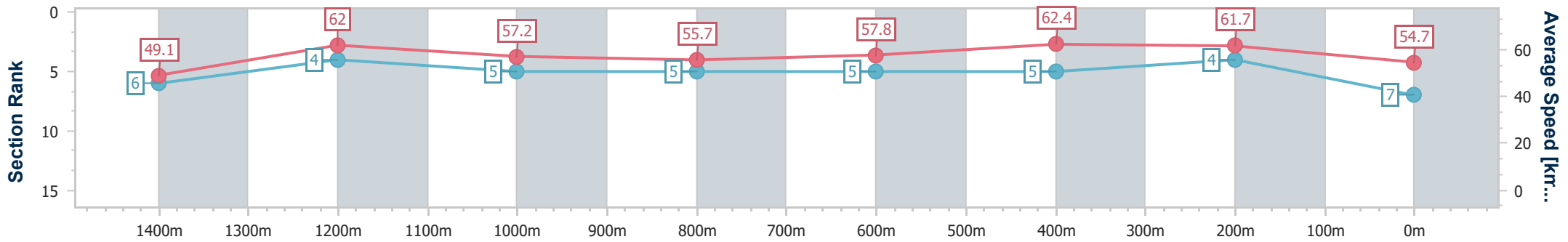


Eagle Farm QLD Professional
 Race 4: CASCADE Maiden Plate - 1600m
 03 July 2024 - 13:44
 Track Rating: Heavy 9, Weather: Showers, Rail Position: +9m Entire



BRISBANE
RACING CLUB

Section	Overall	1400m	1200m	1000m	800m	600m	400m	200m
Section Times	1:41.23 [7] (0:14.72)	1:26.51 [6] (0:11.67)	1:14.84 [4] (0:12.58)	1:02.26 [5] (0:13.17)	0:49.09 [5] (0:12.55)	0:36.54 [5] (0:11.65)	0:24.89 [5] (0:11.69)	0:13.20 [4] (0:13.20)
Average Speed [km/h]	49.1	62.0	57.2	55.7	57.8	62.4	61.7	54.7
Top Speed [km/h]	61.3	63.4	60.8	56.5	60.6	64.0	63.9	57.6
Avg. Dist. to Rail [m]	6.4	3.6	3.2	3.5	1.8	2.3	5.4	5.1
Avg. Stride Freq. [Hz]	2.2	2.3	2.2	2.1	2.2	2.3	2.4	2.3
Avg. Stride Length [m]	6.4	7.6	7.2	7.2	7.3	7.4	7.2	6.6



- [] Ranking at each section and finish
- .-.- No data available at this section
- NA No data available



Horse/Jockey Name	National Interest
Final Rank	8
Fastest Section Time (Section)	0:11.64 (600m)
Top Speed [km/h] (Section)	64.4 (600m)
Race State	Finished

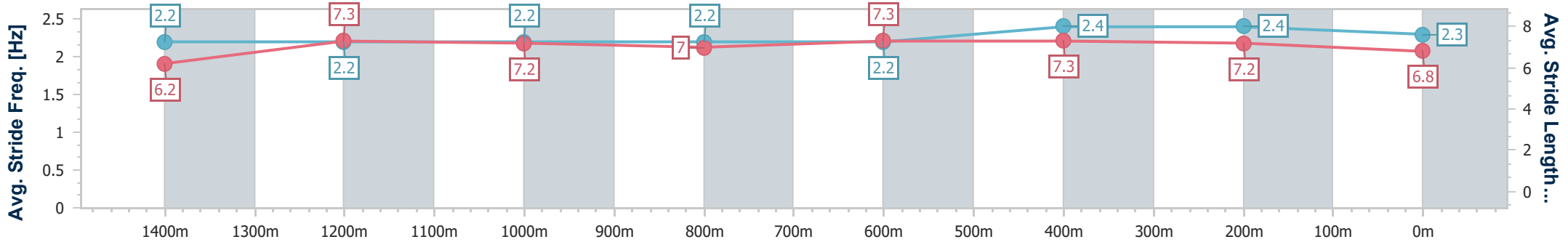
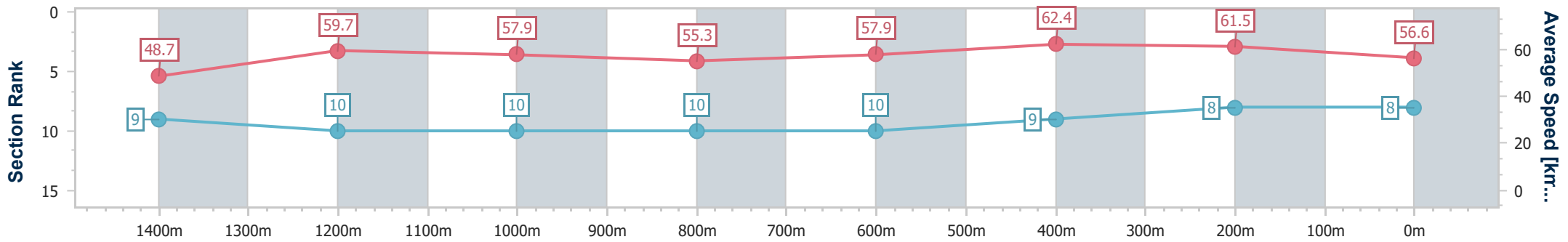


Eagle Farm QLD Professional
 Race 4: CASCADE Maiden Plate - 1600m
 03 July 2024 - 13:44
 Track Rating: Heavy 9, Weather: Showers, Rail Position: +9m Entire



BRISBANE
 RACING CLUB

Section	Overall	1400m	1200m	1000m	800m	600m	400m	200m
Section Times	1:41.45 [8] (0:14.92)	1:26.53 [9] (0:12.06)	1:14.47 [10] (0:12.48)	1:01.99 [10] (0:13.21)	0:48.78 [10] (0:12.60)	0:36.18 [10] (0:11.64)	0:24.54 [9] (0:11.70)	0:12.84 [8] (0:12.84)
Average Speed [km/h]	48.7	59.7	57.9	55.3	57.9	62.4	61.5	56.6
Top Speed [km/h]	60.6	61.0	59.0	56.8	60.2	64.4	63.3	59.9
Avg. Dist. to Rail [m]	7.6	3.1	2.8	3.5	2.5	2.5	6.5	7.5
Avg. Stride Freq. [Hz]	2.2	2.2	2.2	2.2	2.2	2.4	2.4	2.3
Avg. Stride Length [m]	6.2	7.3	7.2	7.0	7.3	7.3	7.2	6.8



- [] Ranking at each section and finish
- .-.- No data available at this section
- NA No data available



Horse/Jockey Name	Sunchelle
Final Rank	9
Fastest Section Time (Section)	0:11.80 (600m)
Top Speed [km/h] (Section)	62.4 (600m)
Race State	Finished

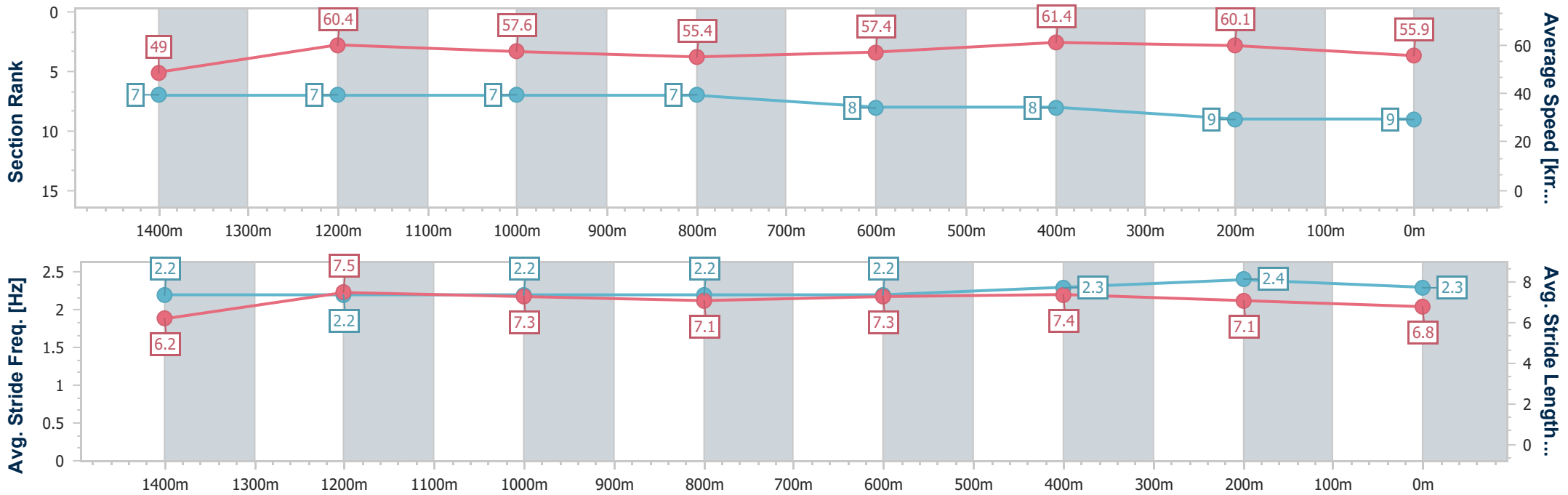


Eagle Farm QLD Professional
 Race 4: CASCADE Maiden Plate - 1600m
 03 July 2024 - 13:44
 Track Rating: Heavy 9, Weather: Showers, Rail Position: +9m Entire



BRISBANE RACING CLUB

Section	Overall	1400m	1200m	1000m	800m	600m	400m	200m
Section Times	1:41.81 [9] (0:14.76)	1:27.05 [7] (0:11.93)	1:15.12 [7] (0:12.49)	1:02.63 [7] (0:13.21)	0:49.42 [7] (0:12.67)	0:36.75 [8] (0:11.80)	0:24.95 [8] (0:11.96)	0:12.99 [9] (0:12.99)
Average Speed [km/h]	49.0	60.4	57.6	55.4	57.4	61.4	60.1	55.9
Top Speed [km/h]	62.0	61.8	58.8	57.2	59.0	62.4	61.5	58.2
Avg. Dist. to Rail [m]	2.8	2.2	2.5	2.8	2.5	1.2	0.7	0.3
Avg. Stride Freq. [Hz]	2.2	2.2	2.2	2.2	2.2	2.3	2.4	2.3
Avg. Stride Length [m]	6.2	7.5	7.3	7.1	7.3	7.4	7.1	6.8



- [] Ranking at each section and finish
- .-.- No data available at this section
- NA No data available



Horse/Jockey Name	Call Me Crazy
Final Rank	10
Fastest Section Time (Section)	0:11.96 (1400m)
Top Speed [km/h] (Section)	62.1 (Overall)
Race State	Finished



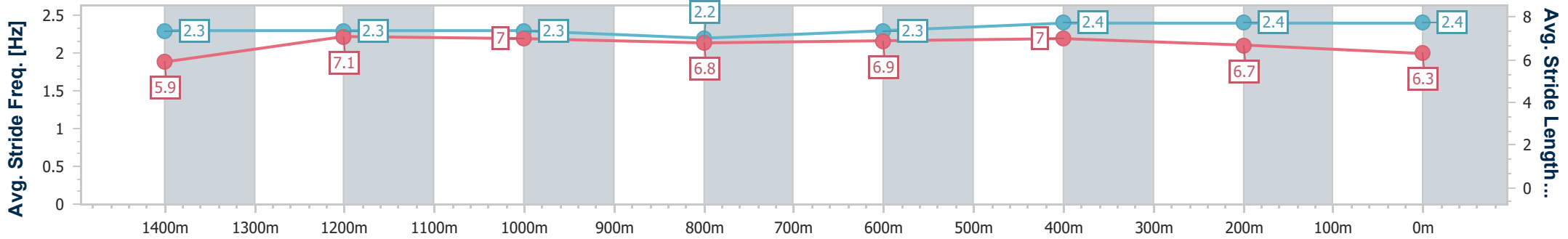
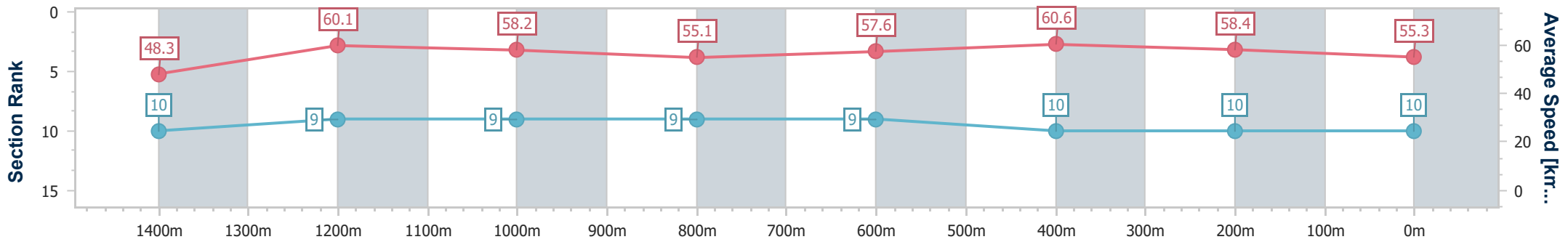
Eagle Farm QLD Professional
 Race 4: CASCADE Maiden Plate - 1600m
 03 July 2024 - 13:44



BRISBANE
 RACING CLUB

Track Rating: Heavy 9, Weather: Showers, Rail Position: +9m Entire

Section	Overall	1400m	1200m	1000m	800m	600m	400m	200m
Section Times	1:42.71 [10] (0:14.96)	1:27.75 [10] (0:11.96)	1:15.79 [9] (0:12.41)	1:03.38 [9] (0:13.23)	0:50.15 [9] (0:12.68)	0:37.47 [9] (0:12.01)	0:25.46 [10] (0:12.32)	0:13.14 [10] (0:13.14)
Average Speed [km/h]	48.3	60.1	58.2	55.1	57.6	60.6	58.4	55.3
Top Speed [km/h]	62.1	62.0	58.4	56.8	59.6	61.4	59.5	57.3
Avg. Dist. to Rail [m]	4.5	1.4	1.5	3.3	2.9	1.7	2.5	1.1
Avg. Stride Freq. [Hz]	2.3	2.3	2.3	2.2	2.3	2.4	2.4	2.4
Avg. Stride Length [m]	5.9	7.1	7.0	6.8	6.9	7.0	6.7	6.3



- [] Ranking at each section and finish
- .-.- No data available at this section
- NA No data available



Horse/Jockey Name	Smelter
Final Rank	11
Fastest Section Time (Section)	0:11.86 (600m)
Top Speed [km/h] (Section)	61.8 (600m)
Race State	Finished

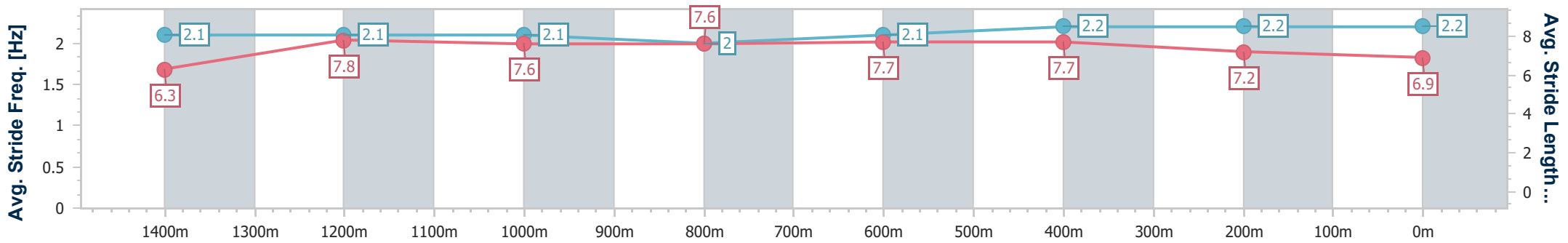
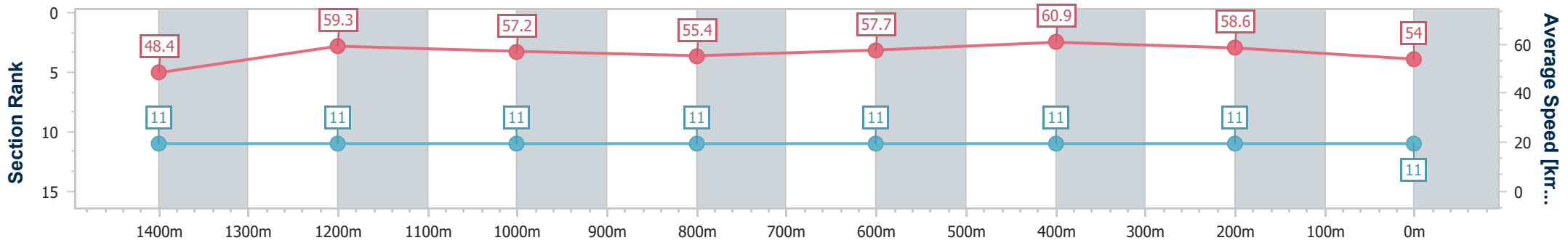


Eagle Farm QLD Professional
 Race 4: CASCADE Maiden Plate - 1600m
 03 July 2024 - 13:44
 Track Rating: Heavy 9, Weather: Showers, Rail Position: +9m Entire



BRISBANE
RACING CLUB

Section	Overall	1400m	1200m	1000m	800m	600m	400m	200m
Section Times	1:43.08 [11] (0:14.98)	1:28.10 [11] (0:12.22)	1:15.88 [11] (0:12.61)	1:03.27 [11] (0:13.17)	0:50.10 [11] (0:12.54)	0:37.56 [11] (0:11.86)	0:25.70 [11] (0:12.29)	0:13.41 [11] (0:13.41)
Average Speed [km/h]	48.4	59.3	57.2	55.4	57.7	60.9	58.6	54.0
Top Speed [km/h]	59.4	59.3	58.9	56.9	61.1	61.8	60.9	57.9
Avg. Dist. to Rail [m]	9.1	4.3	3.5	3.0	0.8	1.3	5.4	4.5
Avg. Stride Freq. [Hz]	2.1	2.1	2.1	2.0	2.1	2.2	2.2	2.2
Avg. Stride Length [m]	6.3	7.8	7.6	7.6	7.7	7.7	7.2	6.9



- [] Ranking at each section and finish
- .-.- No data available at this section
- NA No data available



Eagle Farm QLD Professional

Race 5: XXXX BENCHMARK 70 Handicap - 1200m

03 July 2024 - 14:19



BRISBANE
RACING CLUB

Track Rating: Heavy 9, Weather: Showers, Rail Position: +9m Entire

Section		Field Times											Last 600m	
		Overall	1000m	800m	600m	400m	200m						0:35.97	
		1:12.73 (0:13.85)	0:58.88 (0:11.30)	0:47.58 (0:11.61)	0:35.97 (0:11.51)	0:24.46 (0:11.71)	0:12.75 (0:12.75)							
Rank	TAB Horse/Jockey	Barrier	Top Speed [km/h]	Fastest Section									Margin	Distance Travelled [m]
1	1 HURTS SO GOOD James Orman	5	66.0 400m	0:11.28 400m	1:12.73 [1] (0:14.00)	0:58.73 [3] (0:11.42)	0:47.31 [3] (0:11.72)	0:35.59 [4] (0:11.56)	0:24.03 [4] (0:11.28)	0:12.75 [1] (0:12.75)	1:12.73	0:35.59		
2	10 JUBAI PRIDE Tahlia Fenlon	4	64.6 1000m	0:11.38 1000m	1:12.96 [2] (0:14.15)	0:58.81 [4] (0:11.38)	0:47.43 [4] (0:11.57)	0:35.86 [3] (0:11.57)	0:24.29 [3] (0:11.48)	0:12.81 [3] (0:12.81)	1.37L	0:35.86	-6	
3	9 YES TO EXCESS Nikita Beriman	2	65.9 1000m	0:11.29 1000m	1:13.15 [3] (0:13.89)	0:59.26 [2] (0:11.29)	0:47.97 [2] (0:11.58)	0:36.39 [1] (0:11.51)	0:24.88 [1] (0:11.81)	0:13.07 [2] (0:13.07)	2.48L	0:36.39	-8	
4	2 READY AZZ EVA Michael Rodd	10	65.9 600m	0:11.31 400m	1:13.22 [4] (0:14.47)	0:58.75 [7] (0:11.62)	0:47.13 [7] (0:11.67)	0:35.46 [8] (0:11.45)	0:24.01 [7] (0:11.31)	0:12.70 [6] (0:12.70)	2.88L	0:35.46	+0	
5	8 GOOD LIEUTENANT Robbie Dolan	7	65.2 1000m	0:11.30 1000m	1:13.29 [5] (0:13.85)	0:59.44 [1] (0:11.30)	0:48.14 [1] (0:11.69)	0:36.45 [2] (0:11.71)	0:24.74 [2] (0:11.75)	0:12.99 [4] (0:12.99)	3.3L	0:36.45	-3	
6	3 BEAUTANTES Jag Guthmann-Chester	8	65.7 1000m	0:11.46 1000m	1:13.34 [6] (0:14.18)	0:59.16 [5] (0:11.46)	0:47.70 [5] (0:11.67)	0:36.03 [5] (0:11.60)	0:24.43 [5] (0:11.49)	0:12.94 [5] (0:12.94)	3.6L	0:36.03	+3	
7	7 SUPER DUCK Marnu Potgieter	3	64.7 600m	0:11.49 400m	1:13.35 [7] (0:14.69)	0:58.66 [8] (0:11.50)	0:47.16 [8] (0:11.54)	0:35.62 [7] (0:11.56)	0:24.06 [8] (0:11.49)	0:12.57 [9] (0:12.57)	3.67L	0:35.62	-5	
8	6 THE KEWESS Kyle Wilson-Taylor	6	64.6 400m	0:11.40 1000m	1:13.55 [8] (0:14.45)	0:59.10 [6] (0:11.40)	0:47.70 [6] (0:11.59)	0:36.11 [6] (0:11.57)	0:24.54 [6] (0:11.58)	0:12.96 [7] (0:12.96)	4.82L	0:36.11	-3	
9	4 BLUESTONE LANE Angela Jones	9	65.3 400m	0:11.39 400m	1:13.62 [9] (0:14.83)	0:58.79 [9] (0:11.56)	0:47.23 [9] (0:11.46)	0:35.77 [9] (0:11.54)	0:24.23 [9] (0:11.39)	0:12.84 [8] (0:12.84)	5.26L	0:35.77	-4	

Scratched: Addriel (#5)



Horse/Jockey Name	Hurts So Good
Final Rank	1
Fastest Section Time (Section)	0:11.28 (400m)
Top Speed [km/h] (Section)	66.0 (400m)
Race State	Finished



Eagle Farm QLD Professional

Race 5: XXXX BENCHMARK 70 Handicap - 1200m

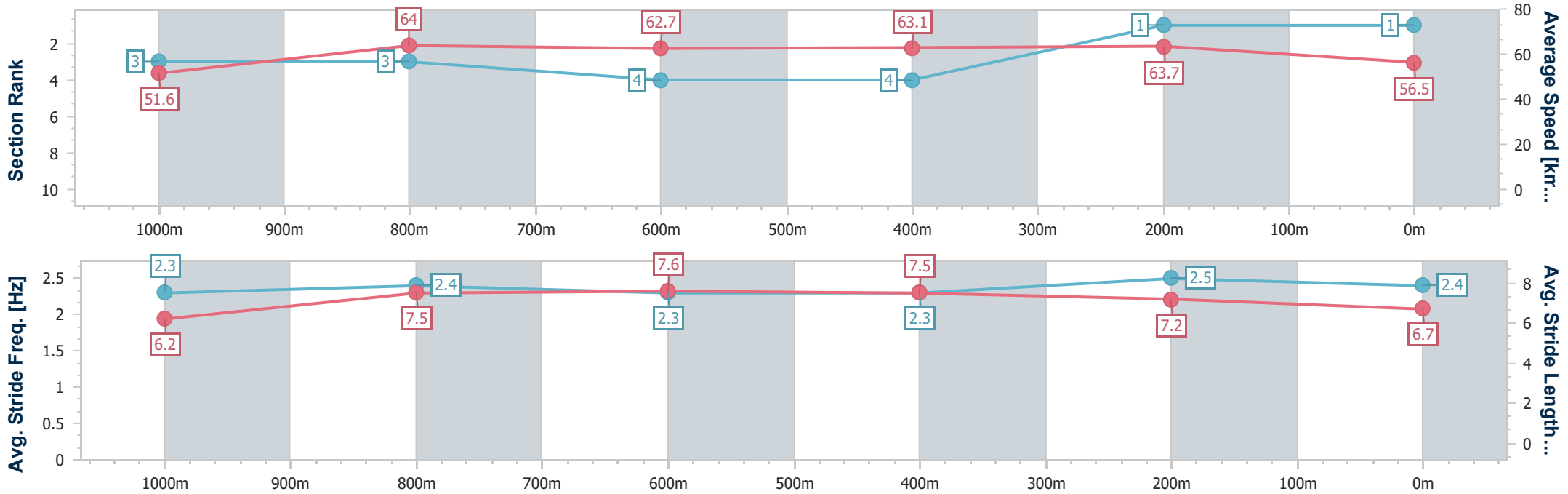
03 July 2024 - 14:19

Track Rating: Heavy 9, Weather: Showers, Rail Position: +9m Entire



BRISBANE RACING CLUB

Section	Overall	1000m	800m	600m	400m	200m
Section Times	1:12.73 [1] (0:14.00)	0:58.73 [3] (0:11.42)	0:47.31 [3] (0:11.72)	0:35.59 [4] (0:11.56)	0:24.03 [4] (0:11.28)	0:12.75 [1] (0:12.75)
Average Speed [km/h]	51.6	64.0	62.7	63.1	63.7	56.5
Top Speed [km/h]	63.7	65.2	64.3	65.6	66.0	61.6
Avg. Dist. to Rail [m]	3.4	3.6	3.9	2.9	3.9	2.9
Avg. Stride Freq. [Hz]	2.3	2.4	2.3	2.3	2.5	2.4
Avg. Stride Length [m]	6.2	7.5	7.6	7.5	7.2	6.7



- [] Ranking at each section and finish
- .-.- No data available at this section
- NA No data available



Horse/Jockey Name	Jubai Pride
Final Rank	2
Fastest Section Time (Section)	0:11.38 (1000m)
Top Speed [km/h] (Section)	64.6 (1000m)
Race State	Finished



Eagle Farm QLD Professional

Race 5: XXXX BENCHMARK 70 Handicap - 1200m

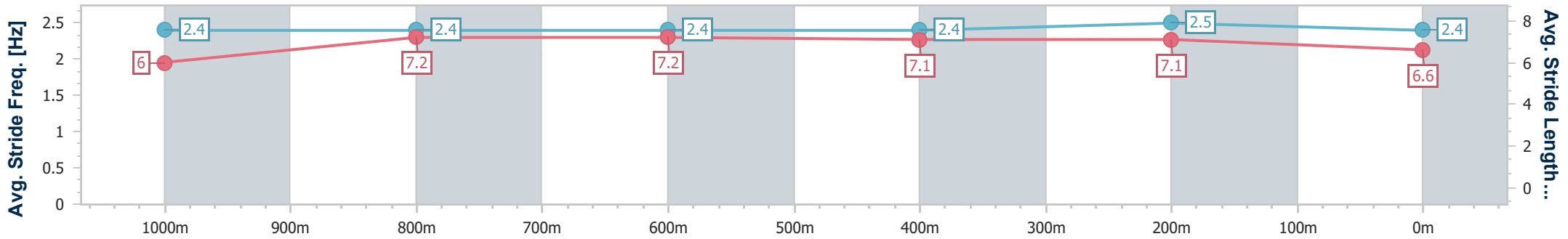
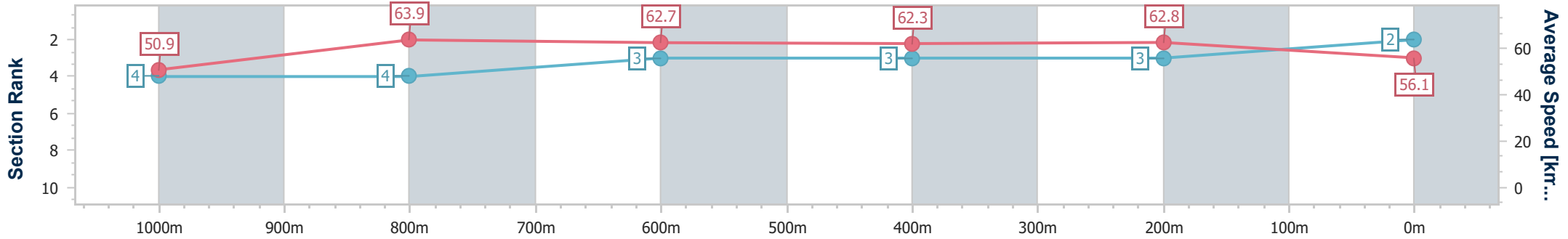
03 July 2024 - 14:19

Track Rating: Heavy 9, Weather: Showers, Rail Position: +9m Entire



BRISBANE RACING CLUB

Section	Overall	1000m	800m	600m	400m	200m
Section Times	1:12.96 [2] (0:14.15)	0:58.81 [4] (0:11.38)	0:47.43 [4] (0:11.57)	0:35.86 [3] (0:11.57)	0:24.29 [3] (0:11.48)	0:12.81 [3] (0:12.81)
Average Speed [km/h]	50.9	63.9	62.7	62.3	62.8	56.1
Top Speed [km/h]	64.6	64.6	64.2	63.5	64.5	59.5
Avg. Dist. to Rail [m]	2.4	2.1	1.5	0.2	0.5	0.4
Avg. Stride Freq. [Hz]	2.4	2.4	2.4	2.4	2.5	2.4
Avg. Stride Length [m]	6.0	7.2	7.2	7.1	7.1	6.6



- [] Ranking at each section and finish
- .-.- No data available at this section
- NA No data available



Horse/Jockey Name	Yes To Excess
Final Rank	3
Fastest Section Time (Section)	0:11.29 (1000m)
Top Speed [km/h] (Section)	65.9 (1000m)
Race State	Finished



Eagle Farm QLD Professional

Race 5: XXXX BENCHMARK 70 Handicap - 1200m

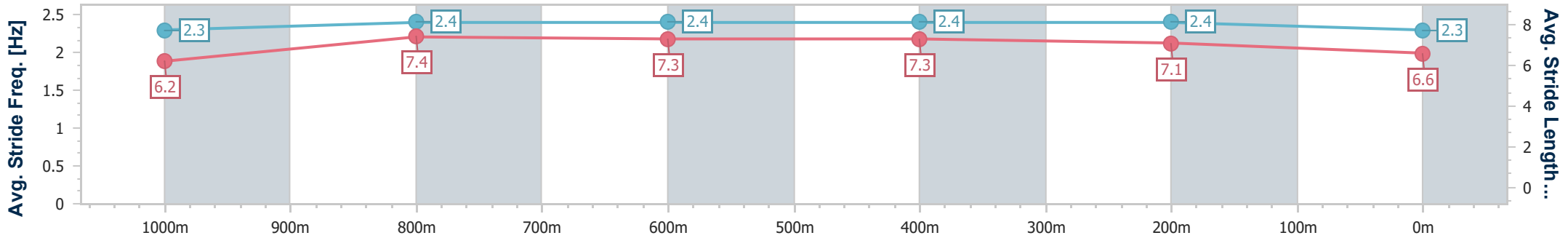
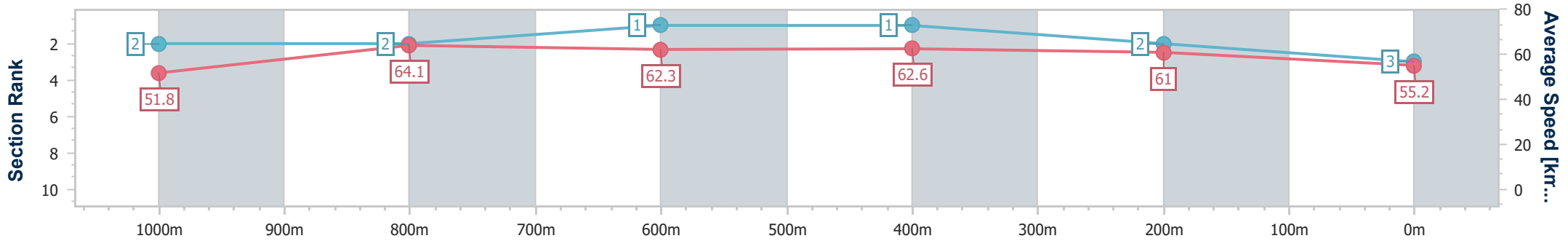
03 July 2024 - 14:19

Track Rating: Heavy 9, Weather: Showers, Rail Position: +9m Entire



BRISBANE RACING CLUB

Section	Overall	1000m	800m	600m	400m	200m
Section Times	1:13.15 [3] (0:13.89)	0:59.26 [2] (0:11.29)	0:47.97 [2] (0:11.58)	0:36.39 [1] (0:11.51)	0:24.88 [1] (0:11.81)	0:13.07 [2] (0:13.07)
Average Speed [km/h]	51.8	64.1	62.3	62.6	61.0	55.2
Top Speed [km/h]	64.7	65.9	64.1	63.6	63.6	58.7
Avg. Dist. to Rail [m]	1.0	1.3	0.6	0.5	2.2	3.2
Avg. Stride Freq. [Hz]	2.3	2.4	2.4	2.4	2.4	2.3
Avg. Stride Length [m]	6.2	7.4	7.3	7.3	7.1	6.6



- [] Ranking at each section and finish
- .-.- No data available at this section
- NA No data available



Horse/Jockey Name	Ready Azz Eva
Final Rank	4
Fastest Section Time (Section)	0:11.31 (400m)
Top Speed [km/h] (Section)	65.9 (600m)
Race State	Finished



Eagle Farm QLD Professional

Race 5: XXXX BENCHMARK 70 Handicap - 1200m

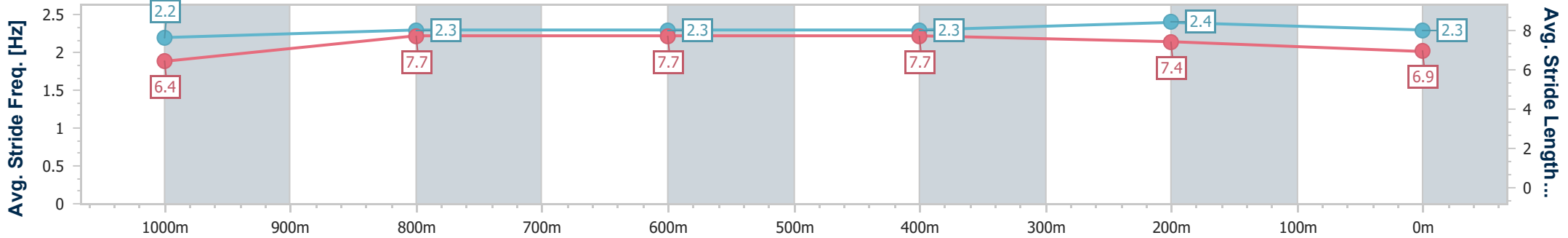
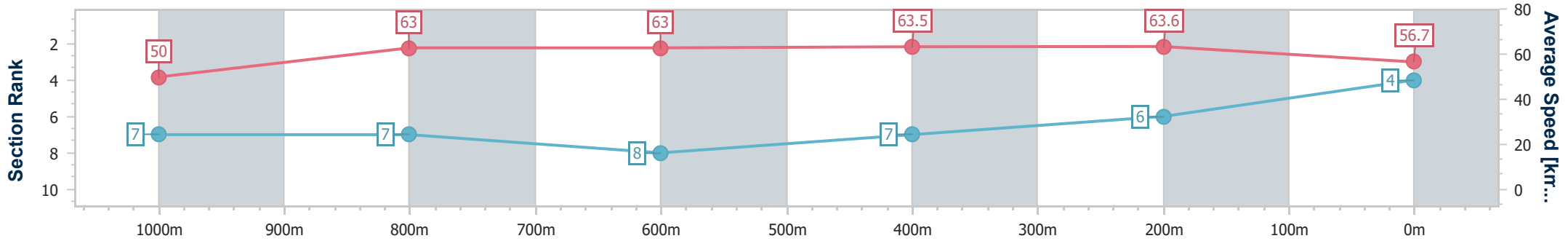
03 July 2024 - 14:19

Track Rating: Heavy 9, Weather: Showers, Rail Position: +9m Entire



BRISBANE RACING CLUB

Section	Overall	1000m	800m	600m	400m	200m
Section Times	1:13.22 [4] (0:14.47)	0:58.75 [7] (0:11.62)	0:47.13 [7] (0:11.67)	0:35.46 [8] (0:11.45)	0:24.01 [7] (0:11.31)	0:12.70 [6] (0:12.70)
Average Speed [km/h]	50.0	63.0	63.0	63.5	63.6	56.7
Top Speed [km/h]	63.6	64.5	64.6	65.9	65.3	61.1
Avg. Dist. to Rail [m]	5.8	3.6	4.4	1.9	5.9	6.0
Avg. Stride Freq. [Hz]	2.2	2.3	2.3	2.3	2.4	2.3
Avg. Stride Length [m]	6.4	7.7	7.7	7.7	7.4	6.9



- [] Ranking at each section and finish
- .-.- No data available at this section
- NA No data available



Horse/Jockey Name	Good Lieutenant
Final Rank	5
Fastest Section Time (Section)	0:11.30 (1000m)
Top Speed [km/h] (Section)	65.2 (1000m)
Race State	Finished



Eagle Farm QLD Professional

Race 5: XXXX BENCHMARK 70 Handicap - 1200m

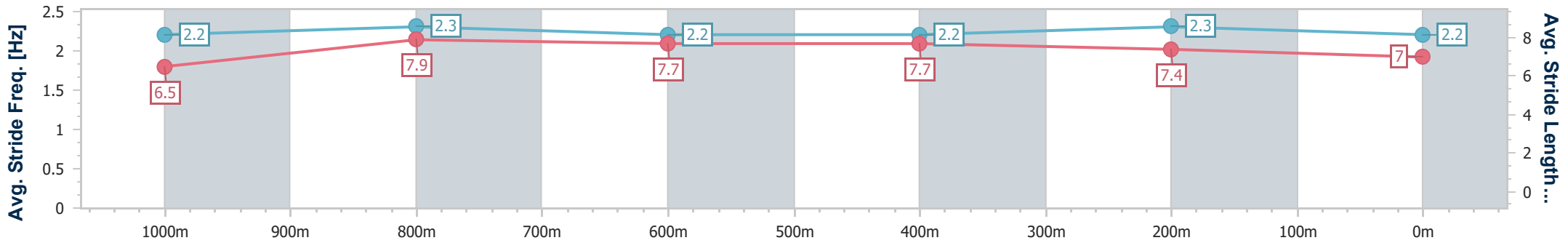
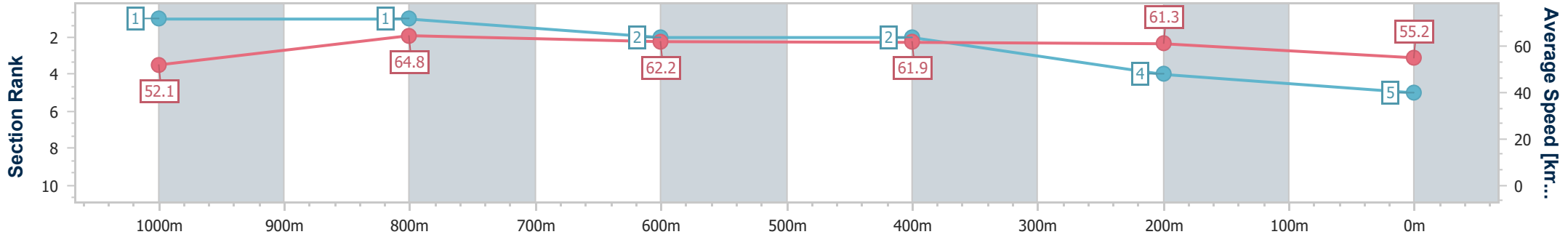
03 July 2024 - 14:19

Track Rating: Heavy 9, Weather: Showers, Rail Position: +9m Entire



BRISBANE RACING CLUB

Section	Overall	1000m	800m	600m	400m	200m
Section Times	1:13.29 [5] (0:13.85)	0:59.44 [1] (0:11.30)	0:48.14 [1] (0:11.69)	0:36.45 [2] (0:11.71)	0:24.74 [2] (0:11.75)	0:12.99 [4] (0:12.99)
Average Speed [km/h]	52.1	64.8	62.2	61.9	61.3	55.2
Top Speed [km/h]	65.0	65.2	63.5	62.5	63.2	58.8
Avg. Dist. to Rail [m]	4.9	3.0	2.7	1.2	1.8	1.6
Avg. Stride Freq. [Hz]	2.2	2.3	2.2	2.2	2.3	2.2
Avg. Stride Length [m]	6.5	7.9	7.7	7.7	7.4	7.0



- [] Ranking at each section and finish
- .-.- No data available at this section
- NA No data available



Horse/Jockey Name	Beautantes
Final Rank	6
Fastest Section Time (Section)	0:11.46 (1000m)
Top Speed [km/h] (Section)	65.7 (1000m)
Race State	Finished



Eagle Farm QLD Professional

Race 5: XXXX BENCHMARK 70 Handicap - 1200m

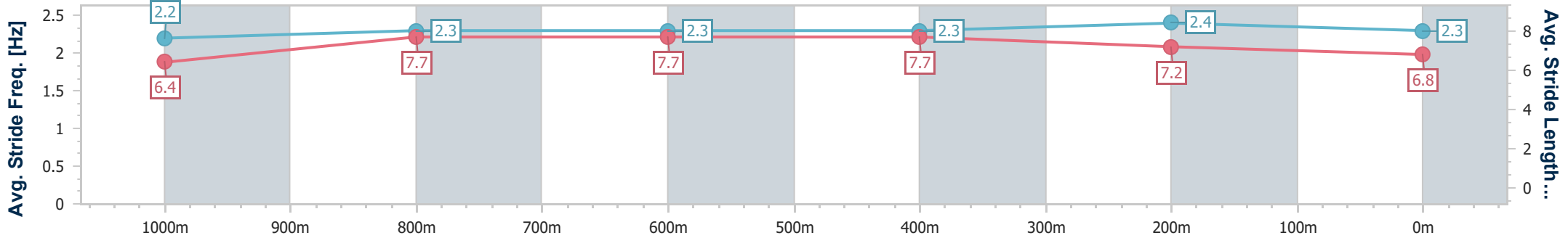
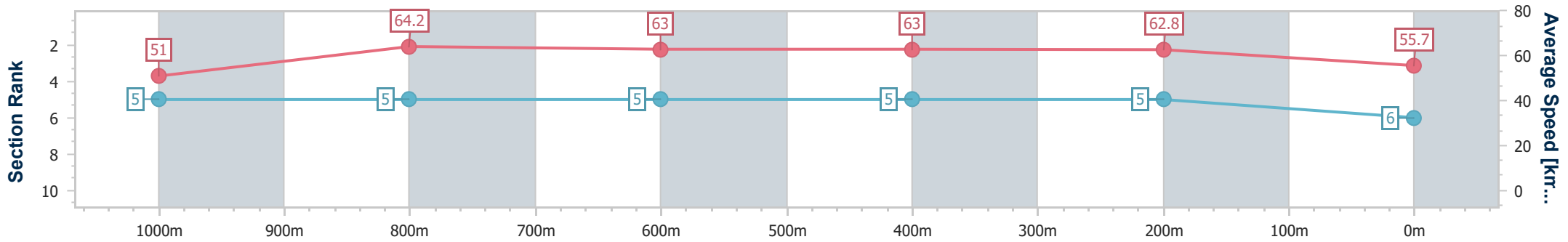
03 July 2024 - 14:19

Track Rating: Heavy 9, Weather: Showers, Rail Position: +9m Entire



BRISBANE RACING CLUB

Section	Overall	1000m	800m	600m	400m	200m
Section Times	1:13.34 [6] (0:14.18)	0:59.16 [5] (0:11.46)	0:47.70 [5] (0:11.67)	0:36.03 [5] (0:11.60)	0:24.43 [5] (0:11.49)	0:12.94 [5] (0:12.94)
Average Speed [km/h]	51.0	64.2	63.0	63.0	62.8	55.7
Top Speed [km/h]	63.6	65.7	65.0	65.6	64.6	60.5
Avg. Dist. to Rail [m]	4.9	4.1	4.8	3.7	5.2	4.2
Avg. Stride Freq. [Hz]	2.2	2.3	2.3	2.3	2.4	2.3
Avg. Stride Length [m]	6.4	7.7	7.7	7.7	7.2	6.8



- [] Ranking at each section and finish
- .-.- No data available at this section
- NA No data available



Horse/Jockey Name	Super Duck
Final Rank	7
Fastest Section Time (Section)	0:11.49 (400m)
Top Speed [km/h] (Section)	64.7 (600m)
Race State	Finished



Eagle Farm QLD Professional

Race 5: XXXX BENCHMARK 70 Handicap - 1200m

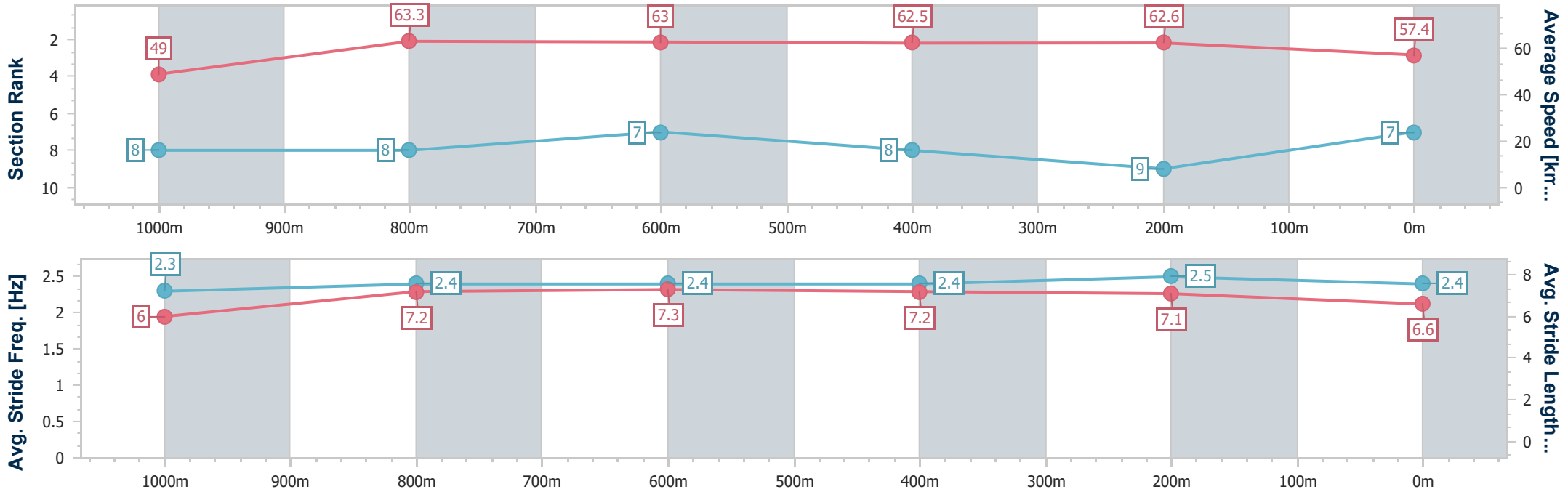
03 July 2024 - 14:19

Track Rating: Heavy 9, Weather: Showers, Rail Position: +9m Entire



BRISBANE RACING CLUB

Section	Overall	1000m	800m	600m	400m	200m
Section Times	1:13.35 [7] (0:14.69)	0:58.66 [8] (0:11.50)	0:47.16 [8] (0:11.54)	0:35.62 [7] (0:11.56)	0:24.06 [8] (0:11.49)	0:12.57 [9] (0:12.57)
Average Speed [km/h]	49.0	63.3	63.0	62.5	62.6	57.4
Top Speed [km/h]	62.6	64.6	63.2	64.7	64.7	60.7
Avg. Dist. to Rail [m]	1.9	2.1	1.8	0.7	0.2	0.3
Avg. Stride Freq. [Hz]	2.3	2.4	2.4	2.4	2.5	2.4
Avg. Stride Length [m]	6.0	7.2	7.3	7.2	7.1	6.6



- [] Ranking at each section and finish
- .-.- No data available at this section
- NA No data available



Horse/Jockey Name	The Kewess
Final Rank	8
Fastest Section Time (Section)	0:11.40 (1000m)
Top Speed [km/h] (Section)	64.6 (400m)
Race State	Finished



Eagle Farm QLD Professional

Race 5: XXXX BENCHMARK 70 Handicap - 1200m

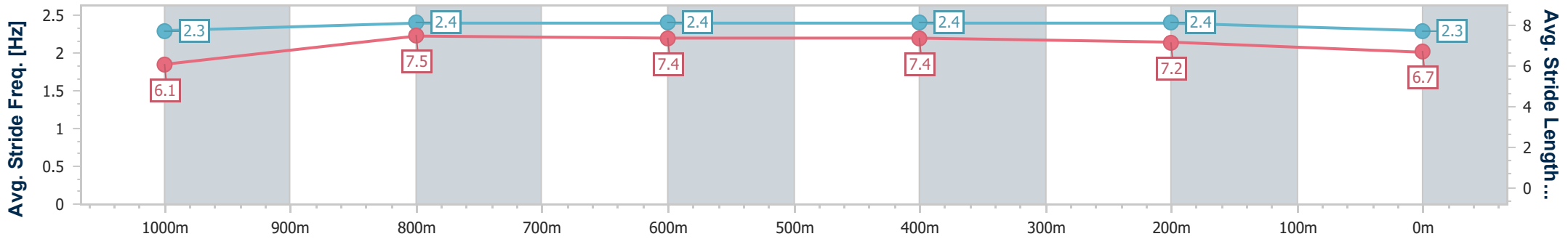
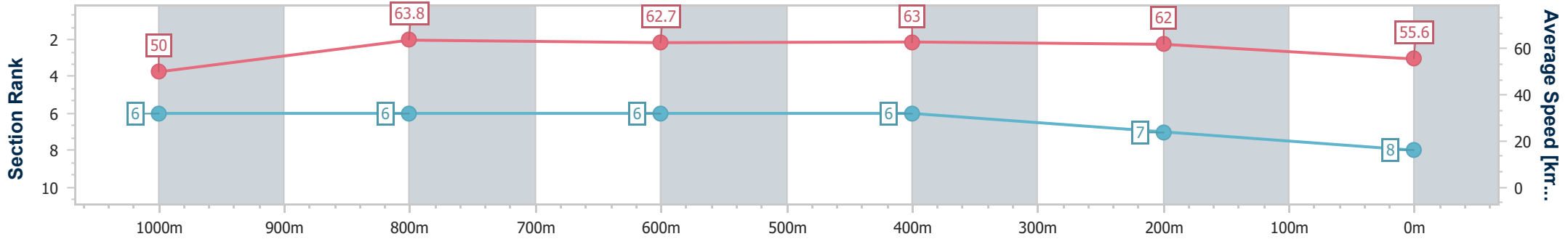
03 July 2024 - 14:19

Track Rating: Heavy 9, Weather: Showers, Rail Position: +9m Entire



BRISBANE RACING CLUB

Section	Overall	1000m	800m	600m	400m	200m
Section Times	1:13.55 [8] (0:14.45)	0:59.10 [6] (0:11.40)	0:47.70 [6] (0:11.59)	0:36.11 [6] (0:11.57)	0:24.54 [6] (0:11.58)	0:12.96 [7] (0:12.96)
Average Speed [km/h]	50.0	63.8	62.7	63.0	62.0	55.6
Top Speed [km/h]	62.5	64.2	64.0	64.2	64.6	58.7
Avg. Dist. to Rail [m]	2.8	2.1	2.7	1.8	3.2	4.9
Avg. Stride Freq. [Hz]	2.3	2.4	2.4	2.4	2.4	2.3
Avg. Stride Length [m]	6.1	7.5	7.4	7.4	7.2	6.7



- [] Ranking at each section and finish
- .-.- No data available at this section
- NA No data available



Horse/Jockey Name	Bluestone Lane
Final Rank	9
Fastest Section Time (Section)	0:11.39 (400m)
Top Speed [km/h] (Section)	65.3 (400m)
Race State	Finished



Eagle Farm QLD Professional

Race 5: XXXX BENCHMARK 70 Handicap - 1200m

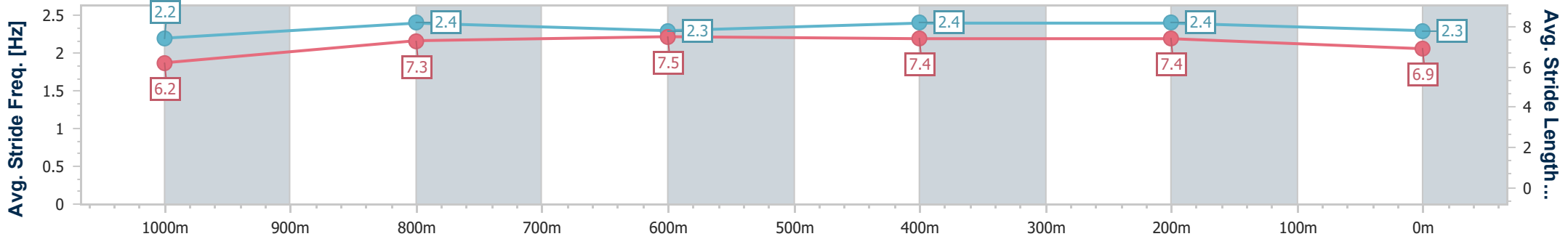
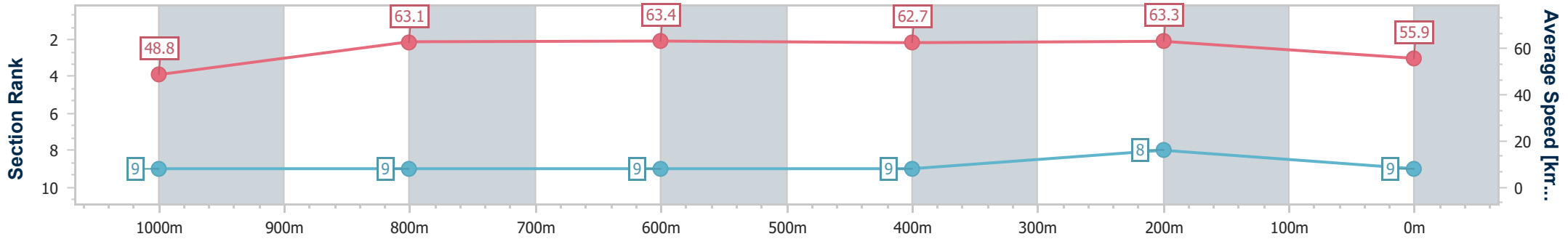
03 July 2024 - 14:19

Track Rating: Heavy 9, Weather: Showers, Rail Position: +9m Entire



BRISBANE RACING CLUB

Section	Overall	1000m	800m	600m	400m	200m
Section Times	1:13.62 [9] (0:14.83)	0:58.79 [9] (0:11.56)	0:47.23 [9] (0:11.46)	0:35.77 [9] (0:11.54)	0:24.23 [9] (0:11.39)	0:12.84 [8] (0:12.84)
Average Speed [km/h]	48.8	63.1	63.4	62.7	63.3	55.9
Top Speed [km/h]	62.4	64.3	64.1	64.9	65.3	60.9
Avg. Dist. to Rail [m]	5.2	3.1	1.7	1.2	3.0	2.9
Avg. Stride Freq. [Hz]	2.2	2.4	2.3	2.4	2.4	2.3
Avg. Stride Length [m]	6.2	7.3	7.5	7.4	7.4	6.9



- [] Ranking at each section and finish
- .-.- No data available at this section
- NA No data available



Eagle Farm QLD Professional

Race 6: THE GIBSON Class 6 Plate - 1400m

03 July 2024 - 14:54



BRISBANE
RACING CLUB

Track Rating: Heavy 9, Weather: Showers, Rail Position: +9m Entire

Section		Overall	1200m	1000m	800m	600m	400m	Last 600m				
Field Times		1:25.92 (0:13.70)	1:12.22 (0:11.79)	1:00.43 (0:12.13)	0:48.30 (0:11.97)	0:36.33 (0:11.39)	0:24.94 (0:11.86)	0:36.33				
Rank	TAB Horse/Jockey	Barrier	Top Speed [km/h]	Fastest Section	Distance Travelled [m]							
1	5 WITHOUT REVENGE Justin Huxtable	1	64.2 1200m	0:11.43 600m	1:25.92 [1] (0:13.98)	1:11.94 [2] (0:11.84)	1:00.10 [2] (0:12.13)	0:47.97 [3] (0:11.87)	0:36.10 [3] (0:11.43)	0:24.67 [2] (0:11.81)	0:36.10	
2	8 WEIGALL TIGER Adin Thompson	11	65.4 Overall	0:11.39 600m	1:26.46 [2] (0:13.70)	1:12.76 [1] (0:11.79)	1:00.97 [1] (0:12.13)	0:48.84 [1] (0:11.97)	0:36.87 [1] (0:11.39)	0:25.48 [1] (0:11.86)	0:36.87	+1
3	3 HE'S HEAVEN Damien Thornton	3	66.8 1200m	0:11.44 1200m	1:26.46 [3] (0:14.40)	1:12.06 [6] (0:11.44)	1:00.62 [3] (0:12.04)	0:48.58 [2] (0:11.94)	0:36.64 [2] (0:11.47)	0:25.17 [3] (0:11.81)	0:36.64	+0
4	6 MILITARY GAMBLER James Orman	4	64.8 600m	0:11.39 600m	1:26.53 [4] (0:14.20)	1:12.33 [3] (0:11.74)	1:00.59 [4] (0:12.14)	0:48.45 [5] (0:12.01)	0:36.44 [5] (0:11.39)	0:25.05 [4] (0:11.95)	0:36.44	+5
5	1 BOLD BOURBON Emily Lang	6	64.6 Overall	0:11.70 600m	1:27.00 [5] (0:14.38)	1:12.62 [5] (0:11.81)	1:00.81 [7] (0:12.02)	0:48.79 [7] (0:11.90)	0:36.89 [6] (0:11.70)	0:25.19 [6] (0:12.00)	0:36.89	+6
6	2 BEAN FOGGY Kyle Wilson-Taylor	10	64.0 600m	0:11.74 1200m	1:27.04 [6] (0:14.29)	1:12.75 [4] (0:11.74)	1:01.01 [5] (0:12.02)	0:48.99 [4] (0:11.88)	0:37.11 [4] (0:11.75)	0:25.36 [5] (0:12.10)	0:37.11	+4
7	4 IRING Justin Stanley	7	64.4 Overall	0:11.64 1200m	1:27.14 [7] (0:14.54)	1:12.60 [7] (0:11.64)	1:00.96 [6] (0:11.98)	0:48.98 [6] (0:11.98)	0:37.00 [7] (0:11.69)	0:25.31 [7] (0:11.97)	0:37.00	+3

Scratched: Good Lieutenant (#9), Arts Object (#11), Never Give Up (#10), Denied (#7)



Eagle Farm QLD Professional
Race 6: THE GIBSON Class 6 Plate - 1400m
03 July 2024 - 14:54



BRISBANE
RACING CLUB

Track Rating: Heavy 9, Weather: Showers, Rail Position: +9m Entire

Section							200m			Last 600m
Field Times							0:13.08			0:36.33
							(0:13.08)			
Rank	TAB	Horse/Jockey	Barrier	Top Speed [km/h]	Fastest Section	Margin			Distance Travelled [m]	
1	5	WITHOUT REVENGE	1	64.2	0:11.43	0:12.86 [2]	1:25.92			0:36.10
		Justin Huxtable		1200m	600m	(0:12.86)				
2	8	WEIGALL TIGER	11	65.4	0:11.39	0:13.62 [1]	3.12L			0:36.87 +1
		Adin Thompson		Overall	600m	(0:13.62)				
3	3	HE'S HEAVEN	3	66.8	0:11.44	0:13.36 [3]	3.16L			0:36.64 +0
		Damien Thornton		1200m	1200m	(0:13.36)				
4	6	MILITARY GAMBLER	4	64.8	0:11.39	0:13.10 [4]	3.56L			0:36.44 +5
		James Orman		600m	600m	(0:13.10)				
5	1	BOLD BOURBON	6	64.6	0:11.70	0:13.19 [7]	6.31L			0:36.89 +6
		Emily Lang		Overall	600m	(0:13.19)				
6	2	BEAN FOGGY	10	64.0	0:11.74	0:13.26 [5]	6.55L			0:37.11 +4
		Kyle Wilson-Taylor		600m	1200m	(0:13.26)				
7	4	IRING	7	64.4	0:11.64	0:13.34 [6]	7.14L			0:37.00 +3
		Justin Stanley		Overall	1200m	(0:13.34)				

Scratched: Good Lieutenant (#9), Arts Object (#11), Never Give Up (#10), Denied (#7)



Horse/Jockey Name	Without Revenge
Final Rank	1
Fastest Section Time (Section)	0:11.43 (600m)
Top Speed [km/h] (Section)	64.2 (1200m)
Race State	Finished



Eagle Farm QLD Professional

Race 6: THE GIBSON Class 6 Plate - 1400m

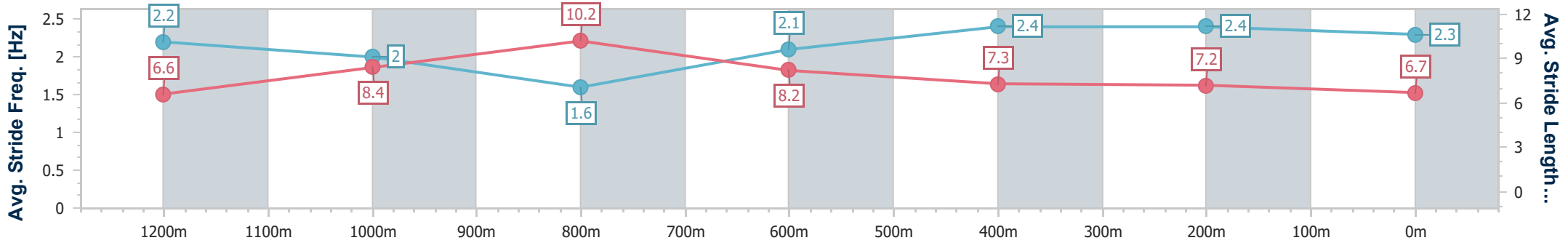
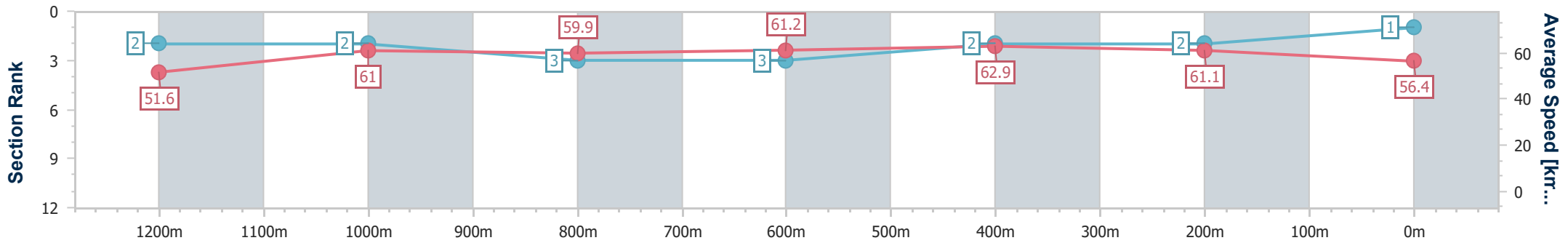
03 July 2024 - 14:54

Track Rating: Heavy 9, Weather: Showers, Rail Position: +9m Entire



BRISBANE RACING CLUB

Section	Overall	1200m	1000m	800m	600m	400m	200m
Section Times	1:25.92 [1] (0:13.98)	1:11.94 [2] (0:11.84)	1:00.10 [2] (0:12.13)	0:47.97 [3] (0:11.87)	0:36.10 [3] (0:11.43)	0:24.67 [2] (0:11.81)	0:12.86 [2] (0:12.86)
Average Speed [km/h]	51.6	61.0	59.9	61.2	62.9	61.1	56.4
Top Speed [km/h]	64.1	64.2	61.2	61.9	64.0	63.6	58.3
Avg. Dist. to Rail [m]	3.0	2.3	2.4	1.7	0.3	0.2	0.5
Avg. Stride Freq. [Hz]	2.2	2.0	1.6	2.1	2.4	2.4	2.3
Avg. Stride Length [m]	6.6	8.4	10.2	8.2	7.3	7.2	6.7



- [] Ranking at each section and finish
- .-.- No data available at this section
- NA No data available



Horse/Jockey Name	Weigall Tiger
Final Rank	2
Fastest Section Time (Section)	0:11.39 (600m)
Top Speed [km/h] (Section)	65.4 (Overall)
Race State	Finished



Eagle Farm QLD Professional

Race 6: THE GIBSON Class 6 Plate - 1400m

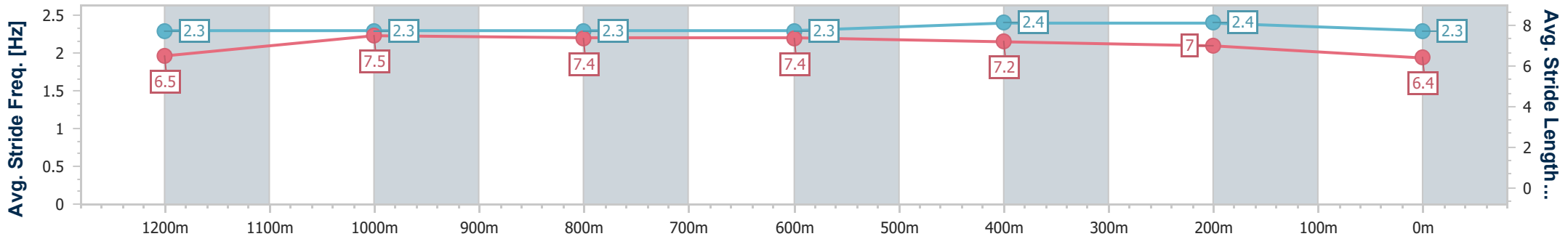
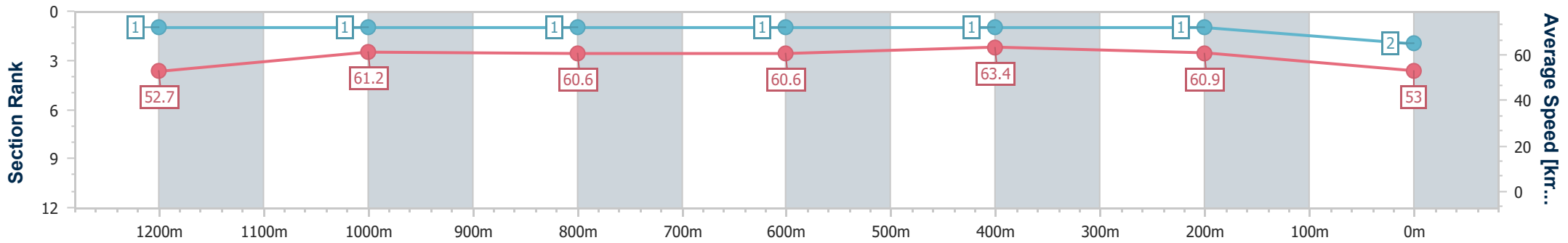
03 July 2024 - 14:54

Track Rating: Heavy 9, Weather: Showers, Rail Position: +9m Entire



BRISBANE RACING CLUB

Section	Overall	1200m	1000m	800m	600m	400m	200m
Section Times	1:26.46 [2] (0:13.70)	1:12.76 [1] (0:11.79)	1:00.97 [1] (0:12.13)	0:48.84 [1] (0:11.97)	0:36.87 [1] (0:11.39)	0:25.48 [1] (0:11.86)	0:13.62 [1] (0:13.62)
Average Speed [km/h]	52.7	61.2	60.6	60.6	63.4	60.9	53.0
Top Speed [km/h]	65.4	64.5	61.3	62.4	64.8	64.7	57.3
Avg. Dist. to Rail [m]	5.7	2.6	4.0	2.2	0.9	1.0	1.2
Avg. Stride Freq. [Hz]	2.3	2.3	2.3	2.3	2.4	2.4	2.3
Avg. Stride Length [m]	6.5	7.5	7.4	7.4	7.2	7.0	6.4



- [] Ranking at each section and finish
- .-.- No data available at this section
- NA No data available



Horse/Jockey Name	He's Heaven
Final Rank	3
Fastest Section Time (Section)	0:11.44 (1200m)
Top Speed [km/h] (Section)	66.8 (1200m)
Race State	Finished



Eagle Farm QLD Professional

Race 6: THE GIBSON Class 6 Plate - 1400m

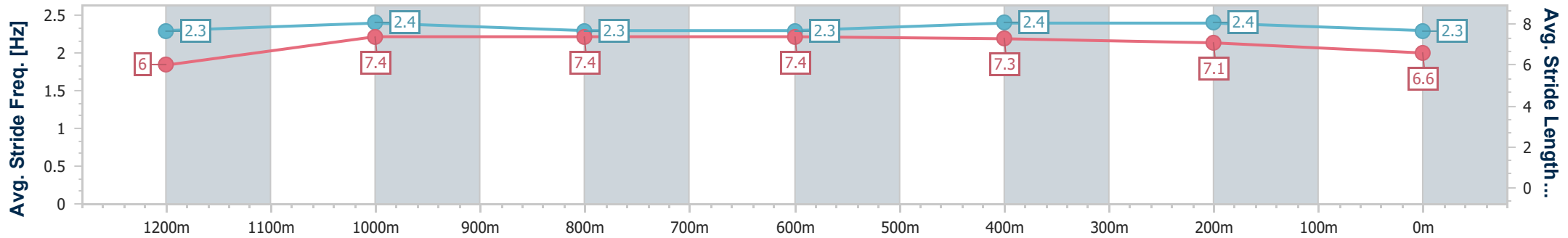
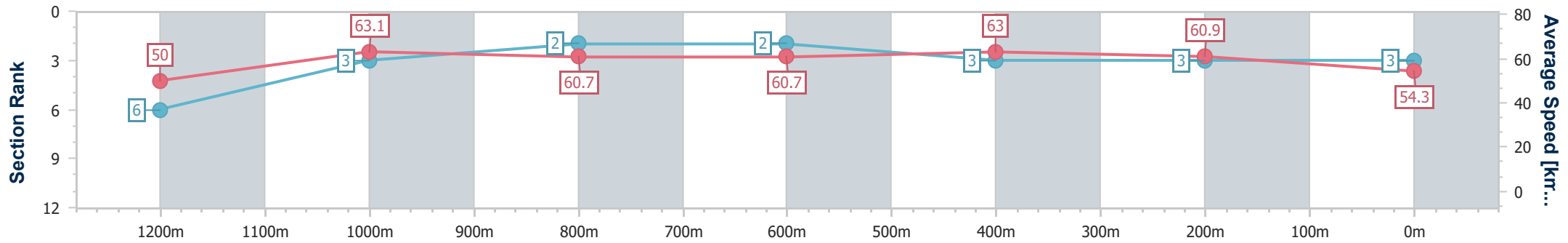
03 July 2024 - 14:54

Track Rating: Heavy 9, Weather: Showers, Rail Position: +9m Entire



BRISBANE RACING CLUB

Section	Overall	1200m	1000m	800m	600m	400m	200m
Section Times	1:26.46 [3] (0:14.40)	1:12.06 [6] (0:11.44)	1:00.62 [3] (0:12.04)	0:48.58 [2] (0:11.94)	0:36.64 [2] (0:11.47)	0:25.17 [3] (0:11.81)	0:13.36 [3] (0:13.36)
Average Speed [km/h]	50.0	63.1	60.7	60.7	63.0	60.9	54.3
Top Speed [km/h]	63.7	66.8	61.7	63.0	64.0	64.0	57.4
Avg. Dist. to Rail [m]	3.1	1.2	2.7	1.7	0.8	0.8	0.8
Avg. Stride Freq. [Hz]	2.3	2.4	2.3	2.3	2.4	2.4	2.3
Avg. Stride Length [m]	6.0	7.4	7.4	7.4	7.3	7.1	6.6



- [] Ranking at each section and finish
- .-.- No data available at this section
- NA No data available



Horse/Jockey Name	Military Gambler
Final Rank	4
Fastest Section Time (Section)	0:11.39 (600m)
Top Speed [km/h] (Section)	64.8 (600m)
Race State	Finished



Eagle Farm QLD Professional

Race 6: THE GIBSON Class 6 Plate - 1400m

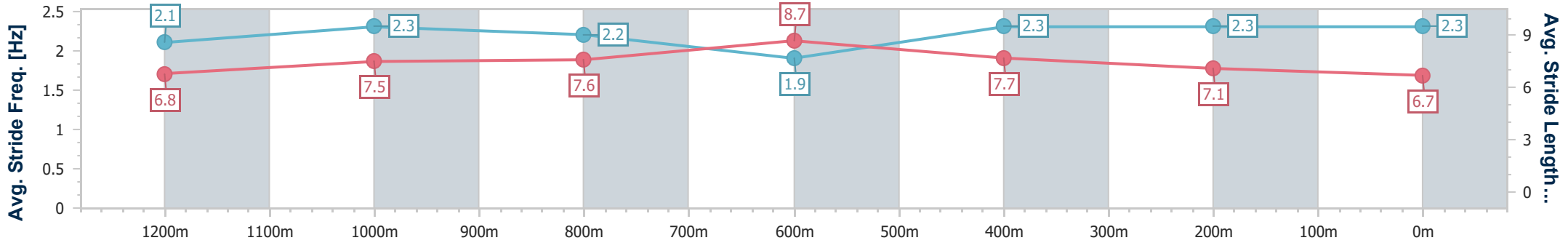
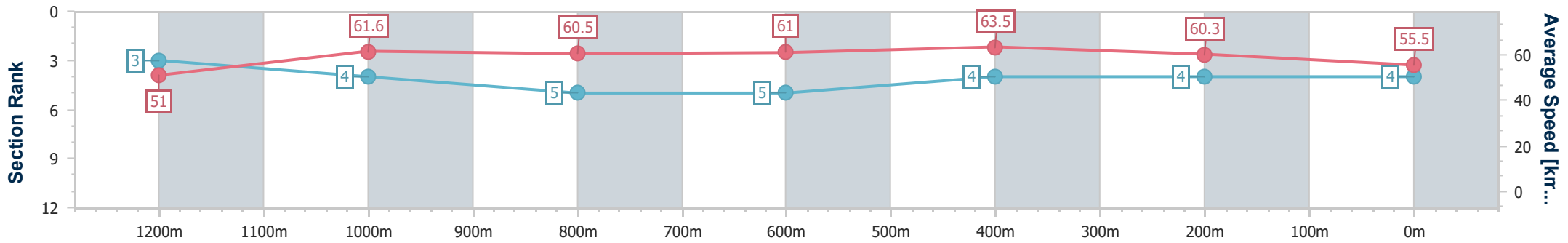
03 July 2024 - 14:54

Track Rating: Heavy 9, Weather: Showers, Rail Position: +9m Entire



BRISBANE RACING CLUB

Section	Overall	1200m	1000m	800m	600m	400m	200m
Section Times	1:26.53 [4] (0:14.20)	1:12.33 [3] (0:11.74)	1:00.59 [4] (0:12.14)	0:48.45 [5] (0:12.01)	0:36.44 [5] (0:11.39)	0:25.05 [4] (0:11.95)	0:13.10 [4] (0:13.10)
Average Speed [km/h]	51.0	61.6	60.5	61.0	63.5	60.3	55.5
Top Speed [km/h]	63.8	63.8	61.4	63.1	64.8	61.9	58.8
Avg. Dist. to Rail [m]	4.4	3.4	4.5	3.8	1.3	1.5	2.5
Avg. Stride Freq. [Hz]	2.1	2.3	2.2	1.9	2.3	2.3	2.3
Avg. Stride Length [m]	6.8	7.5	7.6	8.7	7.7	7.1	6.7



- [] Ranking at each section and finish
- .-.- No data available at this section
- NA No data available



Horse/Jockey Name	Bold Bourbon
Final Rank	5
Fastest Section Time (Section)	0:11.70 (600m)
Top Speed [km/h] (Section)	64.6 (Overall)
Race State	Finished



Eagle Farm QLD Professional
Race 6: THE GIBSON Class 6 Plate - 1400m

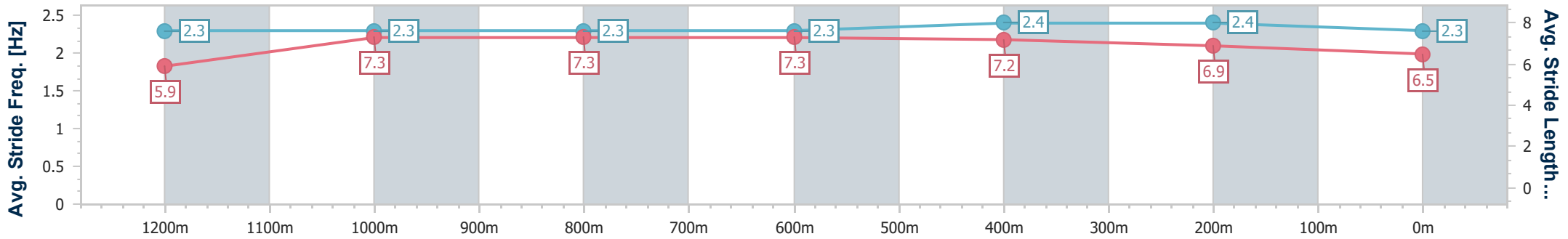
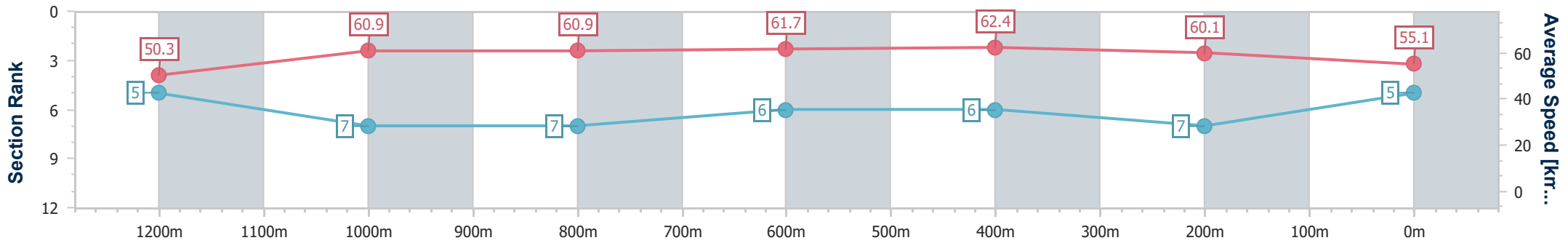


03 July 2024 - 14:54

BRISBANE RACING CLUB

Track Rating: Heavy 9, Weather: Showers, Rail Position: +9m Entire

Section	Overall	1200m	1000m	800m	600m	400m	200m
Section Times	1:27.00 [5] (0:14.38)	1:12.62 [5] (0:11.81)	1:00.81 [7] (0:12.02)	0:48.79 [7] (0:11.90)	0:36.89 [6] (0:11.70)	0:25.19 [6] (0:12.00)	0:13.19 [7] (0:13.19)
Average Speed [km/h]	50.3	60.9	60.9	61.7	62.4	60.1	55.1
Top Speed [km/h]	64.6	63.9	62.3	61.9	63.4	62.5	57.2
Avg. Dist. to Rail [m]	3.9	3.2	3.2	4.1	3.7	6.1	5.7
Avg. Stride Freq. [Hz]	2.3	2.3	2.3	2.3	2.4	2.4	2.3
Avg. Stride Length [m]	5.9	7.3	7.3	7.3	7.2	6.9	6.5



- [] Ranking at each section and finish
- .-.- No data available at this section
- NA No data available



Horse/Jockey Name	Bean Foggy
Final Rank	6
Fastest Section Time (Section)	0:11.74 (1200m)
Top Speed [km/h] (Section)	64.0 (600m)
Race State	Finished



Eagle Farm QLD Professional

Race 6: THE GIBSON Class 6 Plate - 1400m

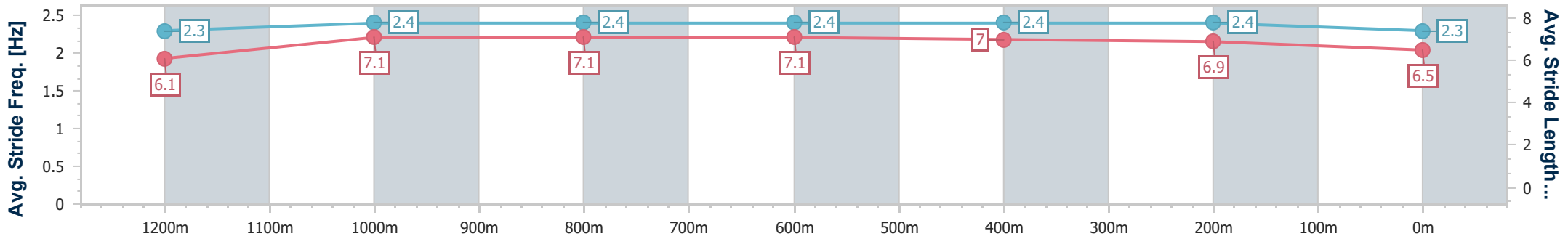
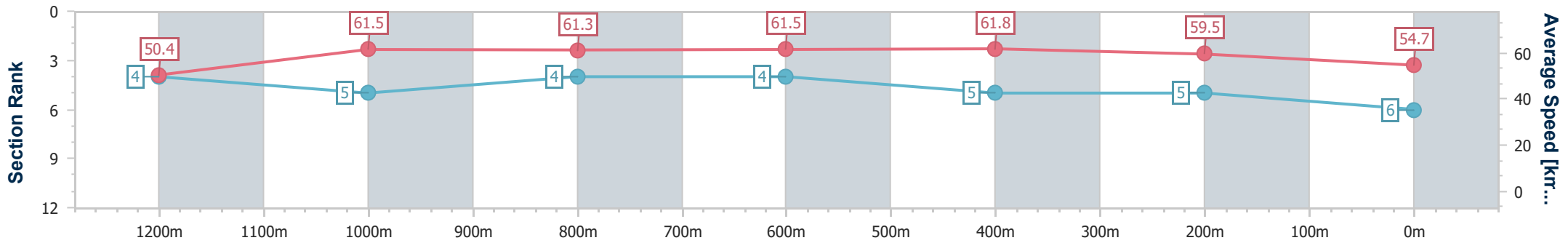
03 July 2024 - 14:54

Track Rating: Heavy 9, Weather: Showers, Rail Position: +9m Entire



BRISBANE RACING CLUB

Section	Overall	1200m	1000m	800m	600m	400m	200m
Section Times	1:27.04 [6] (0:14.29)	1:12.75 [4] (0:11.74)	1:01.01 [5] (0:12.02)	0:48.99 [4] (0:11.88)	0:37.11 [4] (0:11.75)	0:25.36 [5] (0:12.10)	0:13.26 [5] (0:13.26)
Average Speed [km/h]	50.4	61.5	61.3	61.5	61.8	59.5	54.7
Top Speed [km/h]	63.8	64.0	62.2	62.9	64.0	62.2	57.5
Avg. Dist. to Rail [m]	4.8	3.9	4.4	2.8	1.8	2.9	2.6
Avg. Stride Freq. [Hz]	2.3	2.4	2.4	2.4	2.4	2.4	2.3
Avg. Stride Length [m]	6.1	7.1	7.1	7.1	7.0	6.9	6.5



- [] Ranking at each section and finish
- .-.- No data available at this section
- NA No data available



Horse/Jockey Name	Iring
Final Rank	7
Fastest Section Time (Section)	0:11.64 (1200m)
Top Speed [km/h] (Section)	64.4 (Overall)
Race State	Finished



Eagle Farm QLD Professional

Race 6: THE GIBSON Class 6 Plate - 1400m

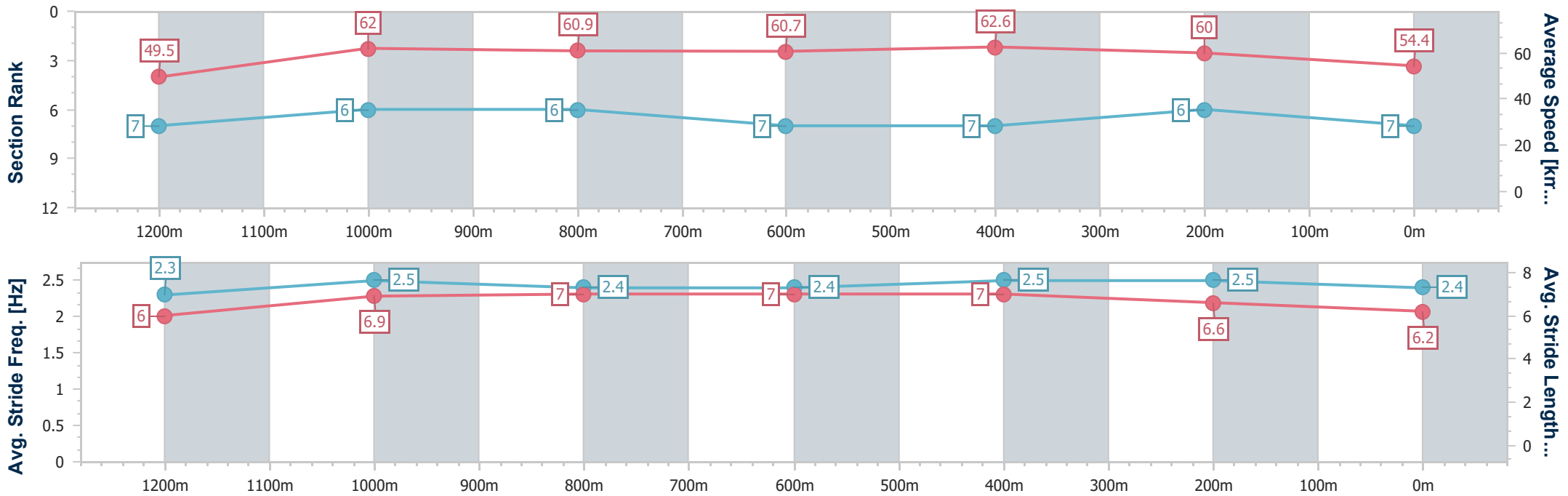
03 July 2024 - 14:54

Track Rating: Heavy 9, Weather: Showers, Rail Position: +9m Entire



BRISBANE RACING CLUB

Section	Overall	1200m	1000m	800m	600m	400m	200m
Section Times	1:27.14 [7] (0:14.54)	1:12.60 [7] (0:11.64)	1:00.96 [6] (0:11.98)	0:48.98 [6] (0:11.98)	0:37.00 [7] (0:11.69)	0:25.31 [7] (0:11.97)	0:13.34 [6] (0:13.34)
Average Speed [km/h]	49.5	62.0	60.9	60.7	62.6	60.0	54.4
Top Speed [km/h]	64.4	64.4	62.6	61.8	64.0	62.6	57.4
Avg. Dist. to Rail [m]	4.2	2.7	2.5	1.8	3.4	5.0	4.4
Avg. Stride Freq. [Hz]	2.3	2.5	2.4	2.4	2.5	2.5	2.4
Avg. Stride Length [m]	6.0	6.9	7.0	7.0	7.0	6.6	6.2



- [] Ranking at each section and finish
- .-.- No data available at this section
- NA No data available



Eagle Farm QLD Professional
Race 7: COUNTRY MUSIC RACEDAY ON SALE NOW Class 2 Handicap -
1300m
03 July 2024 - 15:29



Track Rating: Heavy 9, Weather: Showers, Rail Position: +9m Entire

Section													
Field Times	Overall	1200m	1000m	800m	600m	400m	Last 600m						
	1:18.51 (0:07.78)	1:10.73 (0:11.21)	0:59.52 (0:11.54)	0:47.98 (0:11.89)	0:36.09 (0:11.55)	0:24.54 (0:11.73)	0:36.09						
Rank	TAB	Horse/Jockey	Barrier	Top Speed [km/h]	Fastest Section	Overall	1200m	1000m	800m	600m	400m	Last 600m	Distance Travelled [m]
1	4	BATTLEFIELD Robbie Dolan	5	65.5	0:07.79	1:18.51 [1] (0:07.79)	1:10.72 [2] (0:11.24)	0:59.48 [2] (0:11.63)	0:47.85 [2] (0:11.78)	0:36.07 [2] (0:11.63)	0:24.44 [2] (0:11.63)	0:36.07	
2	2	BILLIONAIR BABY Jake Bayliss	4	65.4	0:07.83	1:18.93 [2] (0:07.83)	1:11.10 [3] (0:11.33)	0:59.77 [3] (0:11.70)	0:48.07 [3] (0:11.85)	0:36.22 [3] (0:11.63)	0:24.59 [4] (0:11.66)	0:36.22	-2
3	12	HALLSIDE MARTINI Taylor Marshall	14	64.3	0:08.29	1:19.17 [3] (0:08.29)	1:10.88 [6] (0:11.38)	0:59.50 [6] (0:11.53)	0:47.97 [6] (0:11.77)	0:36.20 [5] (0:11.55)	0:24.65 [5] (0:11.70)	0:36.20	-2
4	7	HAYAKU Sean Cormack	3	65.3	0:08.25	1:19.25 [4] (0:08.25)	1:11.00 [5] (0:11.21)	0:59.79 [5] (0:11.56)	0:48.23 [4] (0:11.76)	0:36.47 [4] (0:11.55)	0:24.92 [3] (0:11.78)	0:36.47	-1
5	8	PONCA Emily Lang	13	67.0	0:07.78	1:19.39 [5] (0:07.78)	1:11.61 [1] (0:11.21)	1:00.40 [1] (0:11.54)	0:48.86 [1] (0:11.89)	0:36.97 [1] (0:11.55)	0:25.42 [1] (0:11.96)	0:36.97	-1
6	15	STAR CHANCE Adin Thompson	2	63.9	0:07.88	1:20.91 [6] (0:07.88)	1:13.03 [4] (0:11.53)	1:01.50 [4] (0:11.72)	0:49.78 [5] (0:11.93)	0:37.85 [6] (0:11.57)	0:26.28 [6] (0:12.11)	0:37.85	-4

Scratched: Smart Recognition (#3), Nickelback (#5), Ultimate Outcome (#9), Storm Force Ten (#14), Russian Sub (#1), Rimbaud (#6), It'smemario (#10), New Maher (#13), Noble Beauty (#11)

[] Ranking at each section and finish
 -:-:- No data available at this section
 NA No data available

SCN Saddle cloth number
 DNF Did not finish
 DNT Did not track



Eagle Farm QLD Professional
Race 7: COUNTRY MUSIC RACEDAY ON SALE NOW Class 2 Handicap -
1300m
03 July 2024 - 15:29



Track Rating: Heavy 9, Weather: Showers, Rail Position: +9m Entire

Section							200m			Last 600m
Field Times							0:12.81			0:36.09
							(0:12.81)			
Rank	TAB	Horse/Jockey	Barrier	Top Speed [km/h]	Fastest Section	Margin			Distance Travelled [m]	
1	4	BATTLEFIELD	5	65.5	0:07.79	0:12.81 [1]	1:18.51		0:36.07	
		Robbie Dolan		1200m	Overall	(0:12.81)				
2	2	BILLIONAIR BABY	4	65.4	0:07.83	0:12.93 [3]	2.5L		0:36.22	
		Jake Bayliss		1200m	Overall	(0:12.93)			-2	
3	12	HALLSIDE MARTINI	14	64.3	0:08.29	0:12.95 [5]	3.92L		0:36.20	
		Taylor Marshall		1200m	Overall	(0:12.95)			-2	
4	7	HAYAKU	3	65.3	0:08.25	0:13.14 [4]	4.37L		0:36.47	
		Sean Cormack		1200m	Overall	(0:13.14)			-1	
5	8	PONCA	13	67.0	0:07.78	0:13.46 [2]	5.18L		0:36.97	
		Emily Lang		1200m	Overall	(0:13.46)			-1	
6	15	STAR CHANCE	2	63.9	0:07.88	0:14.17 [6]	14.14L		0:37.85	
		Adin Thompson		1200m	Overall	(0:14.17)			-4	

Scratched: Smart Recognition (#3), Nickelback (#5), Ultimate Outcome (#9), Storm Force Ten (#14), Russian Sub (#1), Rimbaud (#6), It'smemario (#10), New Maher (#13), Noble Beauty (#11)

[] Ranking at each section and finish
 -:-:- No data available at this section
 NA No data available

SCN Saddle cloth number
 DNF Did not finish
 DNT Did not track



Horse/Jockey Name	Battlefield
Final Rank	1
Fastest Section Time (Section)	0:07.79 (Overall)
Top Speed [km/h] (Section)	65.5 (1200m)
Race State	Finished



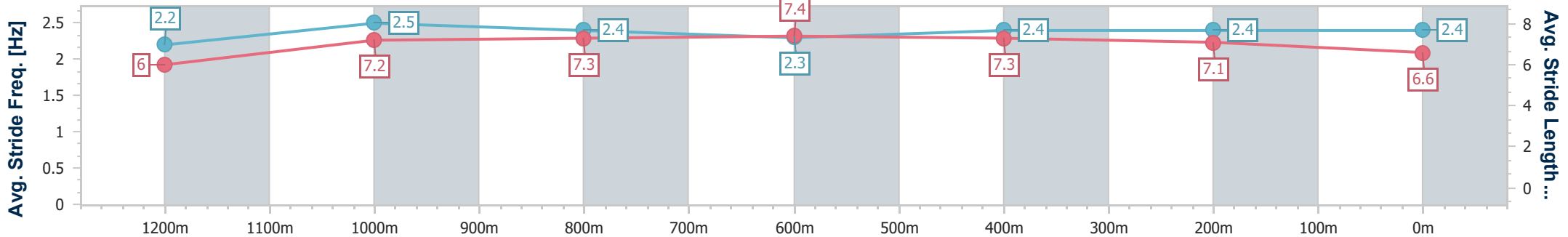
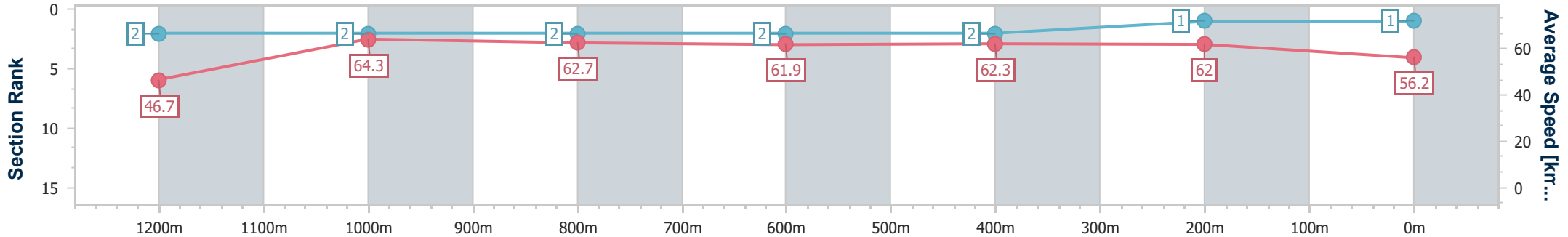
Eagle Farm QLD Professional
 Race 7: COUNTRY MUSIC RACEDAY ON SALE NOW Class 2
 Handicap - 1300m
 03 July 2024 - 15:29



BRISBANE
 RACING CLUB

Track Rating: Heavy 9, Weather: Showers, Rail Position: +9m Entire

Section	Overall	1200m	1000m	800m	600m	400m	200m
Section Times	1:18.51 [1] (0:07.79)	1:10.72 [2] (0:11.24)	0:59.48 [2] (0:11.63)	0:47.85 [2] (0:11.78)	0:36.07 [2] (0:11.63)	0:24.44 [2] (0:11.63)	0:12.81 [1] (0:12.81)
Average Speed [km/h]	46.7	64.3	62.7	61.9	62.3	62.0	56.2
Top Speed [km/h]	63.3	65.5	63.6	62.7	63.4	63.1	60.2
Avg. Dist. to Rail [m]	9.4	3.3	3.1	2.4	1.9	0.8	0.8
Avg. Stride Freq. [Hz]	2.2	2.5	2.4	2.3	2.4	2.4	2.4
Avg. Stride Length [m]	6.0	7.2	7.3	7.4	7.3	7.1	6.6



- [] Ranking at each section and finish
- .-.- No data available at this section
- NA No data available



Horse/Jockey Name	Billionair Baby
Final Rank	2
Fastest Section Time (Section)	0:07.83 (Overall)
Top Speed [km/h] (Section)	65.4 (1200m)
Race State	Finished



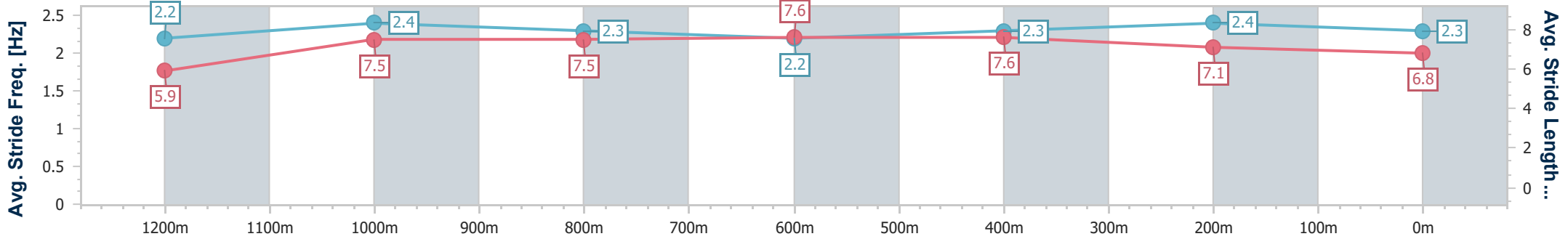
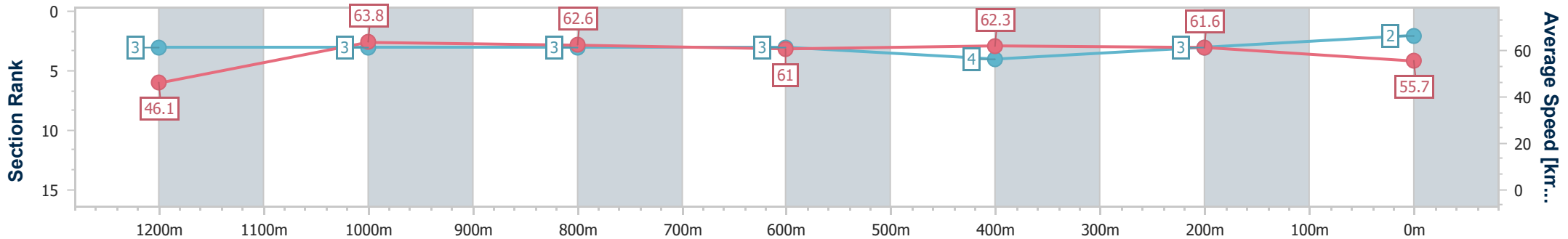
Eagle Farm QLD Professional
 Race 7: COUNTRY MUSIC RACEDAY ON SALE NOW Class 2
 Handicap - 1300m
 03 July 2024 - 15:29



BRISBANE
 RACING CLUB

Track Rating: Heavy 9, Weather: Showers, Rail Position: +9m Entire

Section	Overall	1200m	1000m	800m	600m	400m	200m
Section Times	1:18.93 [2] (0:07.83)	1:11.10 [3] (0:11.33)	0:59.77 [3] (0:11.70)	0:48.07 [3] (0:11.85)	0:36.22 [3] (0:11.63)	0:24.59 [4] (0:11.66)	0:12.93 [3] (0:12.93)
Average Speed [km/h]	46.1	63.8	62.6	61.0	62.3	61.6	55.7
Top Speed [km/h]	62.9	65.4	63.4	62.0	63.3	63.2	59.8
Avg. Dist. to Rail [m]	7.9	2.7	3.1	1.7	0.8	0.9	0.5
Avg. Stride Freq. [Hz]	2.2	2.4	2.3	2.2	2.3	2.4	2.3
Avg. Stride Length [m]	5.9	7.5	7.5	7.6	7.6	7.1	6.8



- [] Ranking at each section and finish
- .-.- No data available at this section
- NA No data available



Horse/Jockey Name	Hallside Martini
Final Rank	3
Fastest Section Time (Section)	0:08.29 (Overall)
Top Speed [km/h] (Section)	64.3 (1200m)
Race State	Finished



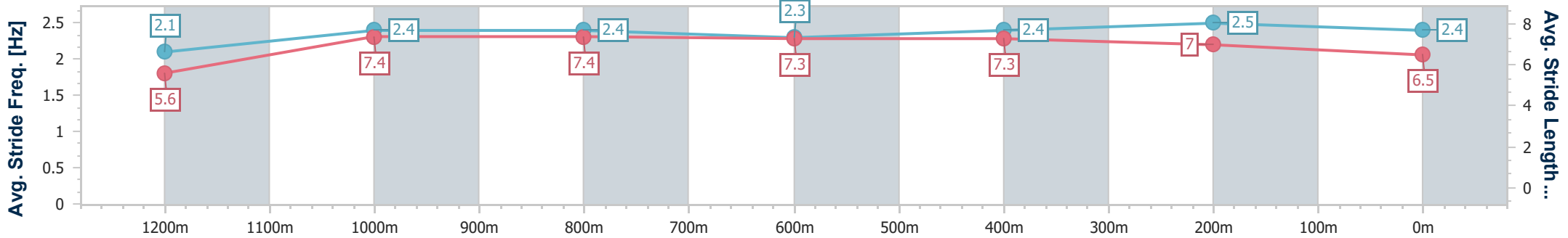
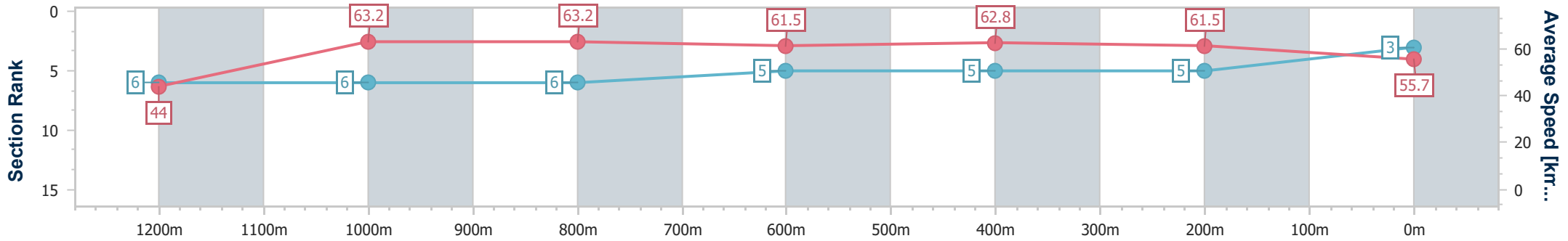
Eagle Farm QLD Professional
 Race 7: COUNTRY MUSIC RACEDAY ON SALE NOW Class 2
 Handicap - 1300m
 03 July 2024 - 15:29



BRISBANE
 RACING CLUB

Track Rating: Heavy 9, Weather: Showers, Rail Position: +9m Entire

Section	Overall	1200m	1000m	800m	600m	400m	200m
Section Times	1:19.17 [3] (0:08.29)	1:10.88 [6] (0:11.38)	0:59.50 [6] (0:11.53)	0:47.97 [6] (0:11.77)	0:36.20 [5] (0:11.55)	0:24.65 [5] (0:11.70)	0:12.95 [5] (0:12.95)
Average Speed [km/h]	44.0	63.2	63.2	61.5	62.8	61.5	55.7
Top Speed [km/h]	60.9	64.3	64.0	63.3	63.7	63.1	58.5
Avg. Dist. to Rail [m]	9.4	3.1	2.1	1.4	1.6	4.0	4.6
Avg. Stride Freq. [Hz]	2.1	2.4	2.4	2.3	2.4	2.5	2.4
Avg. Stride Length [m]	5.6	7.4	7.4	7.3	7.3	7.0	6.5



- [] Ranking at each section and finish
- .-.- No data available at this section
- NA No data available



Horse/Jockey Name	Hayaku
Final Rank	4
Fastest Section Time (Section)	0:08.25 (Overall)
Top Speed [km/h] (Section)	65.3 (1200m)
Race State	Finished



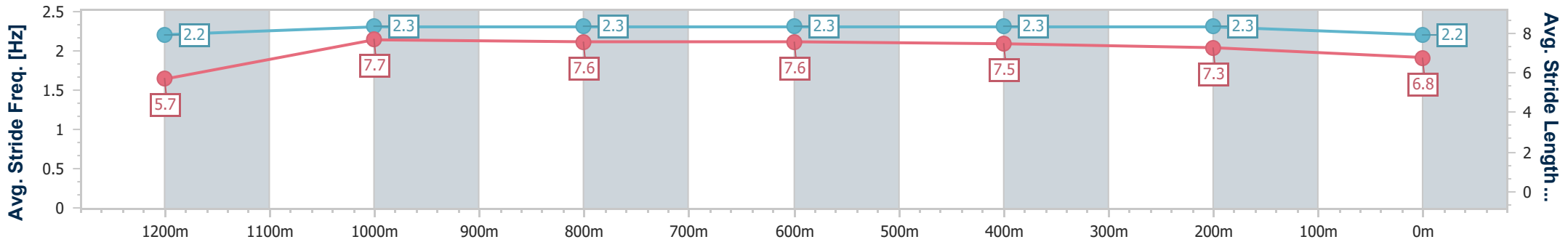
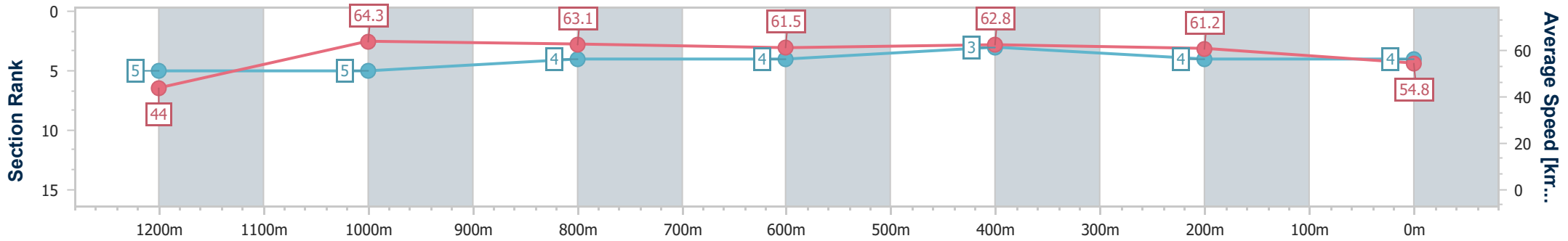
Eagle Farm QLD Professional
 Race 7: COUNTRY MUSIC RACEDAY ON SALE NOW Class 2
 Handicap - 1300m
 03 July 2024 - 15:29



BRISBANE
 RACING CLUB

Track Rating: Heavy 9, Weather: Showers, Rail Position: +9m Entire

Section	Overall	1200m	1000m	800m	600m	400m	200m
Section Times	1:19.25 [4] (0:08.25)	1:11.00 [5] (0:11.21)	0:59.79 [5] (0:11.56)	0:48.23 [4] (0:11.76)	0:36.47 [4] (0:11.55)	0:24.92 [3] (0:11.78)	0:13.14 [4] (0:13.14)
Average Speed [km/h]	44.0	64.3	63.1	61.5	62.8	61.2	54.8
Top Speed [km/h]	62.4	65.3	64.2	62.4	64.3	64.0	57.6
Avg. Dist. to Rail [m]	6.6	2.1	2.1	1.6	1.6	2.6	1.6
Avg. Stride Freq. [Hz]	2.2	2.3	2.3	2.3	2.3	2.3	2.2
Avg. Stride Length [m]	5.7	7.7	7.6	7.6	7.5	7.3	6.8



- [] Ranking at each section and finish
- .-.- No data available at this section
- NA No data available



Horse/Jockey Name	Ponca
Final Rank	5
Fastest Section Time (Section)	0:07.78 (Overall)
Top Speed [km/h] (Section)	67.0 (1200m)
Race State	Finished



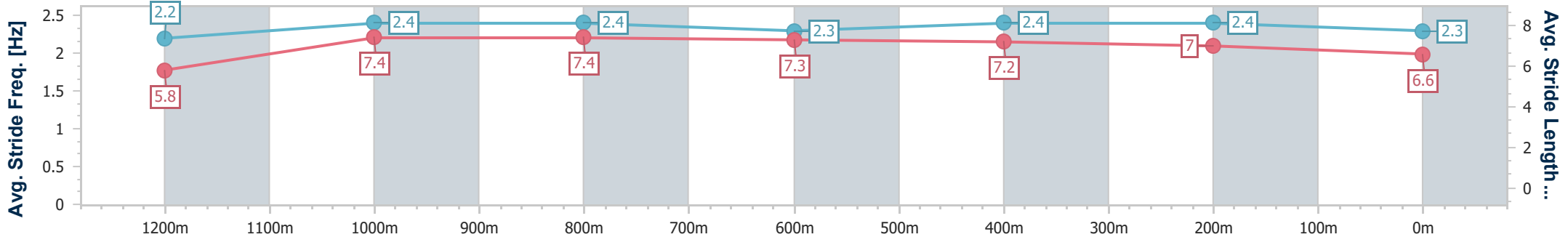
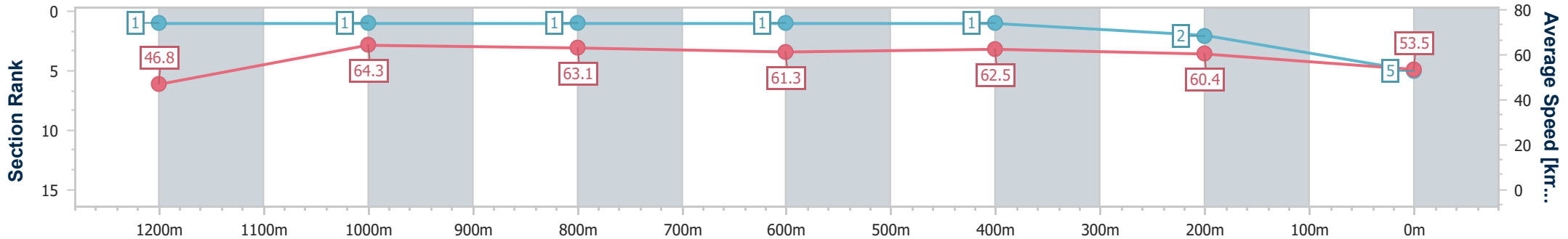
Eagle Farm QLD Professional
 Race 7: COUNTRY MUSIC RACEDAY ON SALE NOW Class 2
 Handicap - 1300m
 03 July 2024 - 15:29



BRISBANE
 RACING CLUB

Track Rating: Heavy 9, Weather: Showers, Rail Position: +9m Entire

Section	Overall	1200m	1000m	800m	600m	400m	200m
Section Times	1:19.39 [5] (0:07.78)	1:11.61 [1] (0:11.21)	1:00.40 [1] (0:11.54)	0:48.86 [1] (0:11.89)	0:36.97 [1] (0:11.55)	0:25.42 [1] (0:11.96)	0:13.46 [2] (0:13.46)
Average Speed [km/h]	46.8	64.3	63.1	61.3	62.5	60.4	53.5
Top Speed [km/h]	63.2	67.0	64.4	62.3	63.4	62.9	57.4
Avg. Dist. to Rail [m]	10.8	3.6	2.5	2.8	0.6	0.4	0.4
Avg. Stride Freq. [Hz]	2.2	2.4	2.4	2.3	2.4	2.4	2.3
Avg. Stride Length [m]	5.8	7.4	7.4	7.3	7.2	7.0	6.6



- [] Ranking at each section and finish
- .-.- No data available at this section
- NA No data available



Horse/Jockey Name	Star Chance
Final Rank	6
Fastest Section Time (Section)	0:07.88 (Overall)
Top Speed [km/h] (Section)	63.9 (1200m)
Race State	Finished



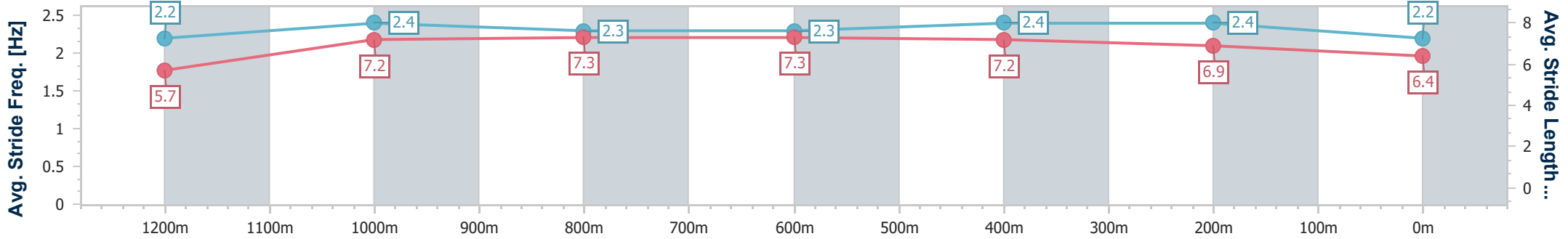
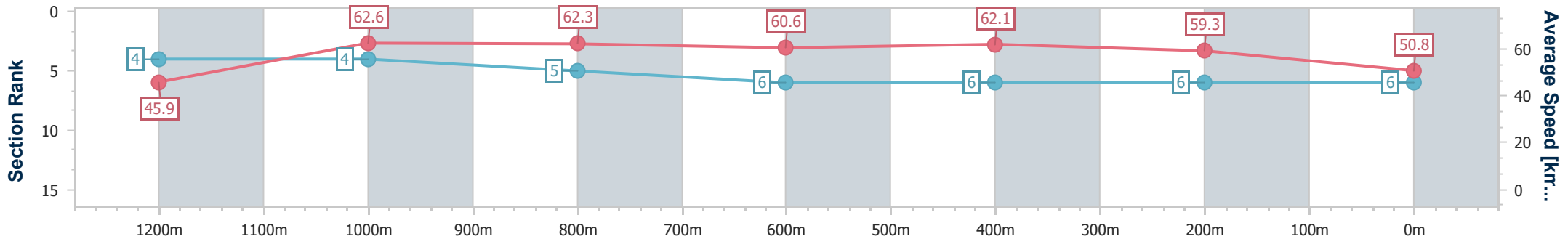
Eagle Farm QLD Professional
 Race 7: COUNTRY MUSIC RACEDAY ON SALE NOW Class 2
 Handicap - 1300m
 03 July 2024 - 15:29



BRISBANE
 RACING CLUB

Track Rating: Heavy 9, Weather: Showers, Rail Position: +9m Entire

Section	Overall	1200m	1000m	800m	600m	400m	200m
Section Times	1:20.91 [6] (0:07.88)	1:13.03 [4] (0:11.53)	1:01.50 [4] (0:11.72)	0:49.78 [5] (0:11.93)	0:37.85 [6] (0:11.57)	0:26.28 [6] (0:12.11)	0:14.17 [6] (0:14.17)
Average Speed [km/h]	45.9	62.6	62.3	60.6	62.1	59.3	50.8
Top Speed [km/h]	60.0	63.9	63.0	62.6	62.4	61.9	56.2
Avg. Dist. to Rail [m]	6.5	2.1	2.3	1.0	0.9	1.1	4.0
Avg. Stride Freq. [Hz]	2.2	2.4	2.3	2.3	2.4	2.4	2.2
Avg. Stride Length [m]	5.7	7.2	7.3	7.3	7.2	6.9	6.4



- [] Ranking at each section and finish
- .-.- No data available at this section
- NA No data available



Eagle Farm QLD Professional

Race 8: SKY RACING Class 2 Handicap - 1300m

03 July 2024 - 16:10



BRISBANE
RACING CLUB

Track Rating: Heavy 9, Weather: Showers, Rail Position: +9m Entire

Section												Last 600m	
Field Times		Overall	1200m	1000m	800m	600m	400m						
		1:19.83 (0:07.85)	1:11.98 (0:11.71)	1:00.27 (0:12.03)	0:48.24 (0:11.81)	0:36.43 (0:11.73)	0:24.70 (0:11.87)						0:36.43
Rank	TAB	Horse/Jockey	Barrier	Top Speed [km/h]	Fastest Section								Distance Travelled [m]
1	7	SET TO SHINE Angela Jones	11	62.7 400m	0:07.90 Overall	1:19.83 [1] (0:07.90)	1:11.93 [3] (0:11.70)	1:00.23 [2] (0:12.08)	0:48.15 [2] (0:11.76)	0:36.39 [2] (0:11.73)	0:24.66 [2] (0:11.83)	0:36.39	
2	9	NOTACLUEHOWORWHO Nikita Beriman	10	64.5 600m	0:08.10 Overall	1:19.84 [2] (0:08.10)	1:11.74 [5] (0:11.67)	1:00.07 [4] (0:12.00)	0:48.07 [3] (0:11.93)	0:36.14 [4] (0:11.62)	0:24.52 [3] (0:11.76)	0:36.14	+5
3	13	NEOCLASSICISM Ron Stewart	7	63.3 1200m	0:07.87 Overall	1:20.39 [3] (0:07.87)	1:12.52 [2] (0:11.82)	1:00.70 [3] (0:12.13)	0:48.57 [4] (0:11.87)	0:36.70 [3] (0:11.86)	0:24.84 [4] (0:11.82)	0:36.70	+3
4	4	RUSSIAN MYSTIC Robbie Dolan	1	63.2 600m	0:08.27 Overall	1:20.57 [4] (0:08.27)	1:12.30 [6] (0:12.07)	1:00.23 [6] (0:12.10)	0:48.13 [6] (0:11.72)	0:36.41 [6] (0:11.57)	0:24.84 [6] (0:11.87)	0:36.41	-4
5	5	MILIARENSE Samantha Collett	6	63.2 1200m	0:07.85 Overall	1:20.59 [5] (0:07.85)	1:12.74 [1] (0:11.71)	1:01.03 [1] (0:12.03)	0:49.00 [1] (0:11.81)	0:37.19 [1] (0:11.73)	0:25.46 [1] (0:12.03)	0:37.19	-2
6	8	AMERICAN PHIREBALL Tahlia Fenlon	12	64.0 800m	0:08.42 Overall	1:20.75 [6] (0:08.42)	1:12.33 [7] (0:12.44)	0:59.89 [9] (0:11.99)	0:47.90 [9] (0:11.72)	0:36.18 [8] (0:11.59)	0:24.59 [8] (0:11.79)	0:36.18	+1
7	14	TOOLATEMATE Damien Thornton	3	62.7 600m	0:08.09 Overall	1:20.75 [7] (0:08.09)	1:12.66 [4] (0:12.02)	1:00.64 [5] (0:12.07)	0:48.57 [5] (0:11.76)	0:36.81 [5] (0:11.65)	0:25.16 [5] (0:11.91)	0:36.81	+0
8	15	KASEAR Justin Stanley	2	61.6 600m	0:08.42 Overall	1:21.06 [8] (0:08.42)	1:12.64 [8] (0:12.09)	1:00.55 [7] (0:11.94)	0:48.61 [7] (0:11.91)	0:36.70 [7] (0:11.73)	0:24.97 [7] (0:11.98)	0:36.70	-2
9	6	PAIENBARA Cejay Graham	9	62.9 400m	0:08.61 Overall	1:21.49 [9] (0:08.61)	1:12.88 [9] (0:12.19)	1:00.69 [8] (0:12.05)	0:48.64 [8] (0:11.83)	0:36.81 [9] (0:11.83)	0:24.98 [9] (0:11.89)	0:36.81	+1

Scratched: Inca Trail (#10), Sheer Reward (#16), Admonish (#12), Adiella (#11), Deep Respect (#1), Money Man (#3), Crazy Brave (#2)



Eagle Farm QLD Professional
Race 8: SKY RACING Class 2 Handicap - 1300m
03 July 2024 - 16:10



Track Rating: Heavy 9, Weather: Showers, Rail Position: +9m Entire

Section							200m			Last 600m
Field Times							0:12.83			0:36.43
Rank	TAB	Horse/Jockey	Barrier	Top Speed [km/h]	Fastest Section	Margin				Distance Travelled [m]
1	7	SET TO SHINE Angela Jones	11	62.7 400m	0:07.90 Overall	0:12.83 [1] (0:12.83)	1:19.83		0:36.39	
2	9	NOTACLUEHOWORWHO Nikita Beriman	10	64.5 600m	0:08.10 Overall	0:12.76 [2] (0:12.76)	0.07L		0:36.14	+5
3	13	NEOCLASSICISM Ron Stewart	7	63.3 1200m	0:07.87 Overall	0:13.02 [4] (0:13.02)	3.34L		0:36.70	+3
4	4	RUSSIAN MYSTIC Robbie Dolan	1	63.2 600m	0:08.27 Overall	0:12.97 [6] (0:12.97)	4.4L		0:36.41	-4
5	5	MILIARENSE Samantha Collett	6	63.2 1200m	0:07.85 Overall	0:13.43 [3] (0:13.43)	4.49L		0:37.19	-2
6	8	AMERICAN PHIREBALL Tahlia Fenlon	12	64.0 800m	0:08.42 Overall	0:12.80 [7] (0:12.80)	5.42L		0:36.18	+1
7	14	TOOLATEMATE Damien Thornton	3	62.7 600m	0:08.09 Overall	0:13.25 [5] (0:13.25)	5.44L		0:36.81	+0
8	15	KASEAR Justin Stanley	2	61.6 600m	0:08.42 Overall	0:12.99 [8] (0:12.99)	7.27L		0:36.70	-2
9	6	PAIENBARA Cejay Graham	9	62.9 400m	0:08.61 Overall	0:13.09 [9] (0:13.09)	9.81L		0:36.81	+1

Scratched: Inca Trail (#10), Sheer Reward (#16), Admonish (#12), Adiella (#11), Deep Respect (#1), Money Man (#3), Crazy Brave (#2)



Horse/Jockey Name	Set To Shine
Final Rank	1
Fastest Section Time (Section)	0:07.90 (Overall)
Top Speed [km/h] (Section)	62.7 (400m)
Race State	Finished



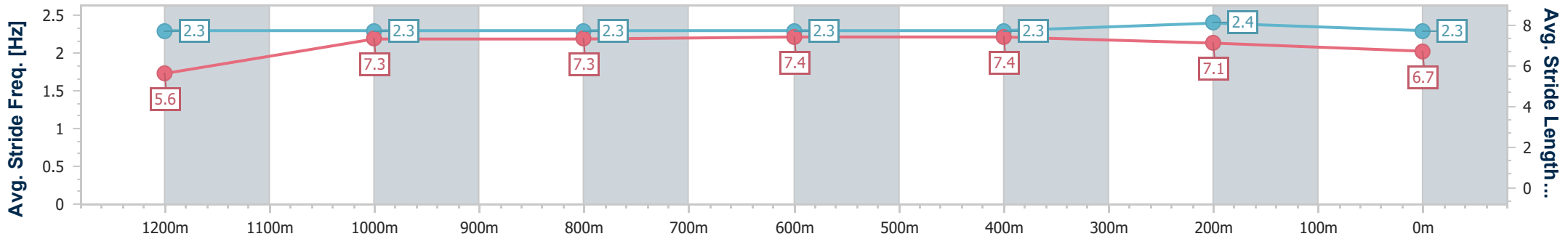
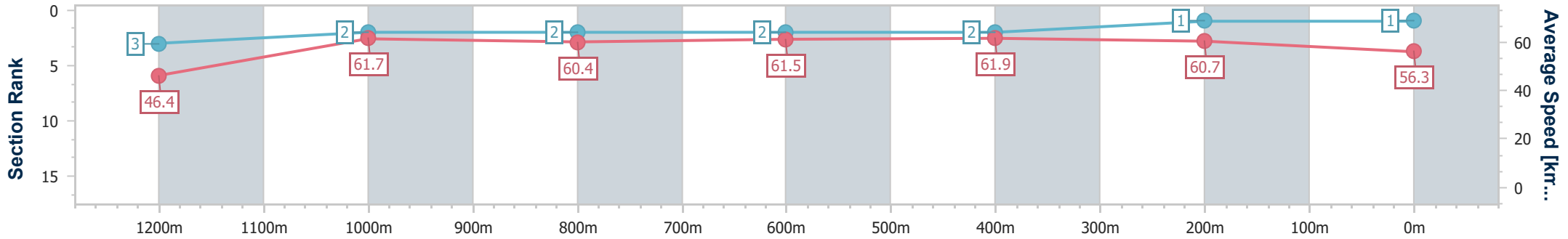
Eagle Farm QLD Professional
Race 8: SKY RACING Class 2 Handicap - 1300m



03 July 2024 - 16:10
Track Rating: Heavy 9, Weather: Showers, Rail Position: +9m Entire

BRISBANE RACING CLUB

Section	Overall	1200m	1000m	800m	600m	400m	200m
Section Times	1:19.83 [1] (0:07.90)	1:11.93 [3] (0:11.70)	1:00.23 [2] (0:12.08)	0:48.15 [2] (0:11.76)	0:36.39 [2] (0:11.73)	0:24.66 [2] (0:11.83)	0:12.83 [1] (0:12.83)
Average Speed [km/h]	46.4	61.7	60.4	61.5	61.9	60.7	56.3
Top Speed [km/h]	60.4	62.4	61.2	61.9	62.6	62.7	58.1
Avg. Dist. to Rail [m]	12.7	4.0	2.4	0.9	1.6	3.4	3.9
Avg. Stride Freq. [Hz]	2.3	2.3	2.3	2.3	2.3	2.4	2.3
Avg. Stride Length [m]	5.6	7.3	7.3	7.4	7.4	7.1	6.7



- [] Ranking at each section and finish
- .-.- No data available at this section
- NA No data available



Horse/Jockey Name	Notacluehoworwho
Final Rank	2
Fastest Section Time (Section)	0:08.10 (Overall)
Top Speed [km/h] (Section)	64.5 (600m)
Race State	Finished



Eagle Farm QLD Professional
Race 8: SKY RACING Class 2 Handicap - 1300m

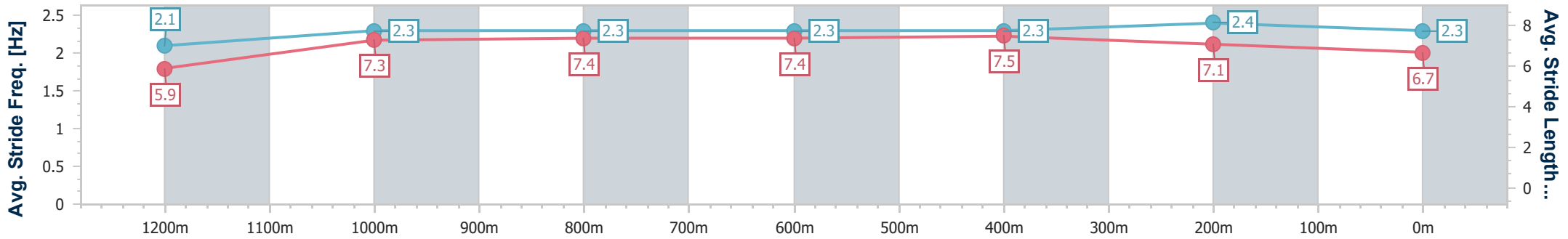
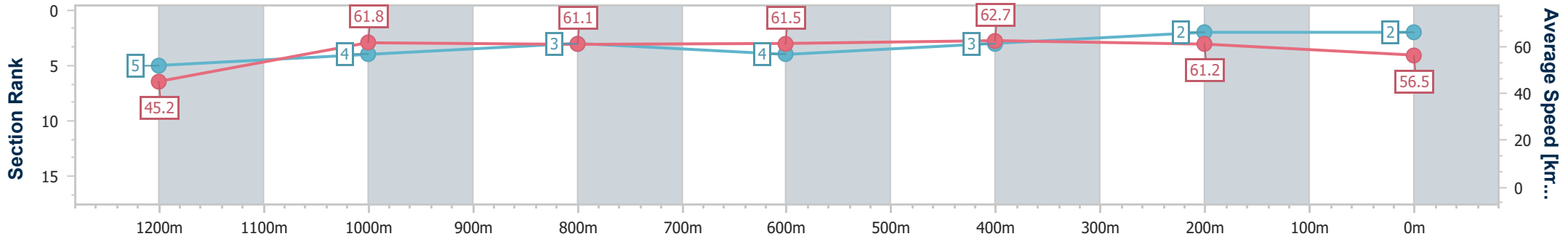


03 July 2024 - 16:10

BRISBANE RACING CLUB

Track Rating: Heavy 9, Weather: Showers, Rail Position: +9m Entire

Section	Overall	1200m	1000m	800m	600m	400m	200m
Section Times	1:19.84 [2] (0:08.10)	1:11.74 [5] (0:11.67)	1:00.07 [4] (0:12.00)	0:48.07 [3] (0:11.93)	0:36.14 [4] (0:11.62)	0:24.52 [3] (0:11.76)	0:12.76 [2] (0:12.76)
Average Speed [km/h]	45.2	61.8	61.1	61.5	62.7	61.2	56.5
Top Speed [km/h]	61.7	62.9	62.0	61.9	64.5	64.0	58.8
Avg. Dist. to Rail [m]	11.4	4.0	3.5	3.7	2.9	5.4	5.7
Avg. Stride Freq. [Hz]	2.1	2.3	2.3	2.3	2.3	2.4	2.3
Avg. Stride Length [m]	5.9	7.3	7.4	7.4	7.5	7.1	6.7



- [] Ranking at each section and finish
- .-.- No data available at this section
- NA No data available



Horse/Jockey Name	Neoclassicism
Final Rank	3
Fastest Section Time (Section)	0:07.87 (Overall)
Top Speed [km/h] (Section)	63.3 (1200m)
Race State	Finished



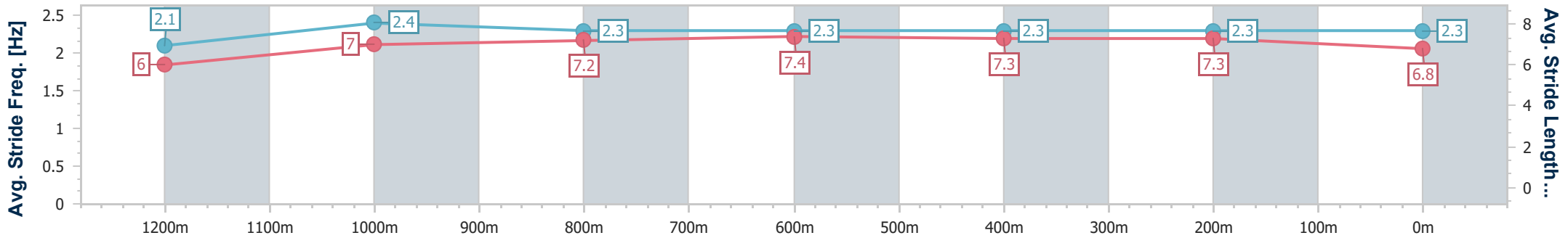
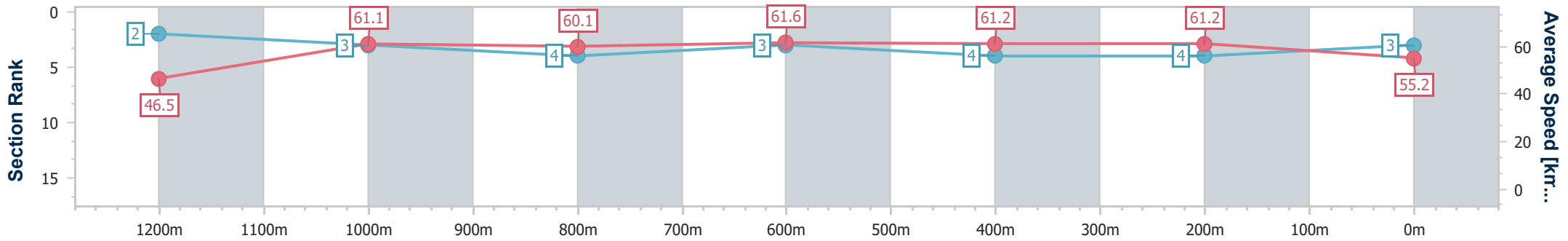
Eagle Farm QLD Professional
Race 8: SKY RACING Class 2 Handicap - 1300m



03 July 2024 - 16:10
Track Rating: Heavy 9, Weather: Showers, Rail Position: +9m Entire

BRISBANE RACING CLUB

Section	Overall	1200m	1000m	800m	600m	400m	200m
Section Times	1:20.39 [3] (0:07.87)	1:12.52 [2] (0:11.82)	1:00.70 [3] (0:12.13)	0:48.57 [4] (0:11.87)	0:36.70 [3] (0:11.86)	0:24.84 [4] (0:11.82)	0:13.02 [4] (0:13.02)
Average Speed [km/h]	46.5	61.1	60.1	61.6	61.2	61.2	55.2
Top Speed [km/h]	63.2	63.3	61.5	62.5	62.7	63.0	58.0
Avg. Dist. to Rail [m]	9.7	2.7	3.1	3.2	2.6	4.2	5.0
Avg. Stride Freq. [Hz]	2.1	2.4	2.3	2.3	2.3	2.3	2.3
Avg. Stride Length [m]	6.0	7.0	7.2	7.4	7.3	7.3	6.8



- [] Ranking at each section and finish
- .-.- No data available at this section
- NA No data available



Horse/Jockey Name	Russian Mystic
Final Rank	4
Fastest Section Time (Section)	0:08.27 (Overall)
Top Speed [km/h] (Section)	63.2 (600m)
Race State	Finished



Eagle Farm QLD Professional
Race 8: SKY RACING Class 2 Handicap - 1300m

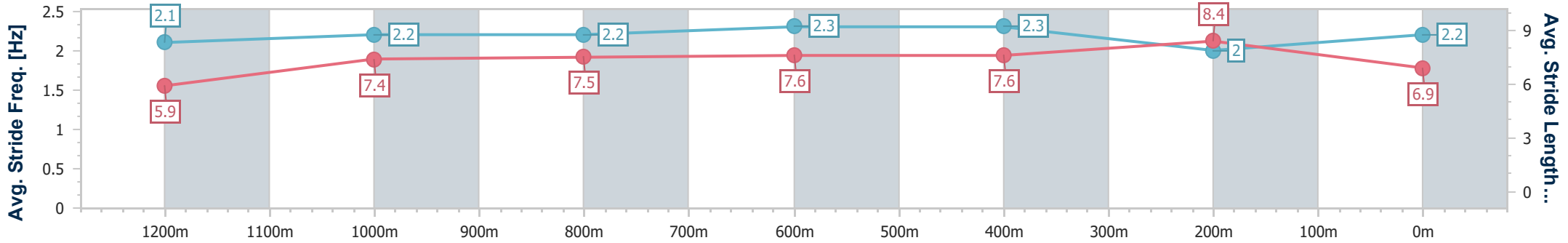
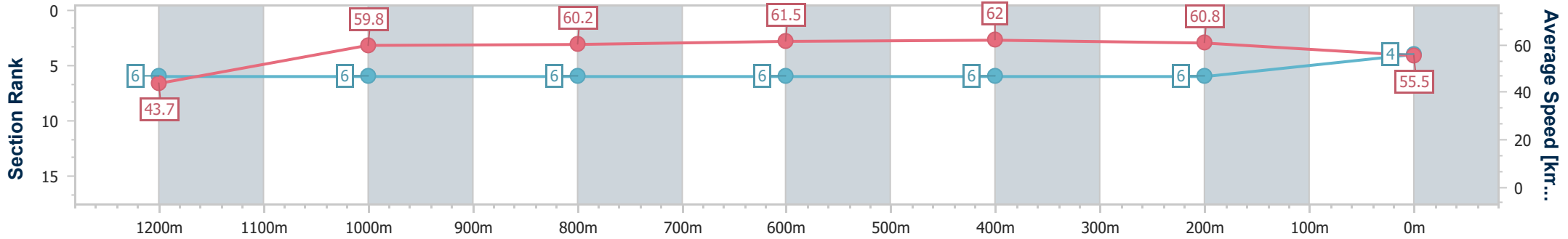


03 July 2024 - 16:10

BRISBANE RACING CLUB

Track Rating: Heavy 9, Weather: Showers, Rail Position: +9m Entire

Section	Overall	1200m	1000m	800m	600m	400m	200m
Section Times	1:20.57 [4] (0:08.27)	1:12.30 [6] (0:12.07)	1:00.23 [6] (0:12.10)	0:48.13 [6] (0:11.72)	0:36.41 [6] (0:11.57)	0:24.84 [6] (0:11.87)	0:12.97 [6] (0:12.97)
Average Speed [km/h]	43.7	59.8	60.2	61.5	62.0	60.8	55.5
Top Speed [km/h]	60.5	61.2	61.2	62.4	63.2	62.4	58.5
Avg. Dist. to Rail [m]	6.3	2.4	2.2	0.6	0.6	0.6	2.2
Avg. Stride Freq. [Hz]	2.1	2.2	2.2	2.3	2.3	2.0	2.2
Avg. Stride Length [m]	5.9	7.4	7.5	7.6	7.6	8.4	6.9



- [] Ranking at each section and finish
- .-.- No data available at this section
- NA No data available



Horse/Jockey Name	Miliarene
Final Rank	5
Fastest Section Time (Section)	0:07.85 (Overall)
Top Speed [km/h] (Section)	63.2 (1200m)
Race State	Finished



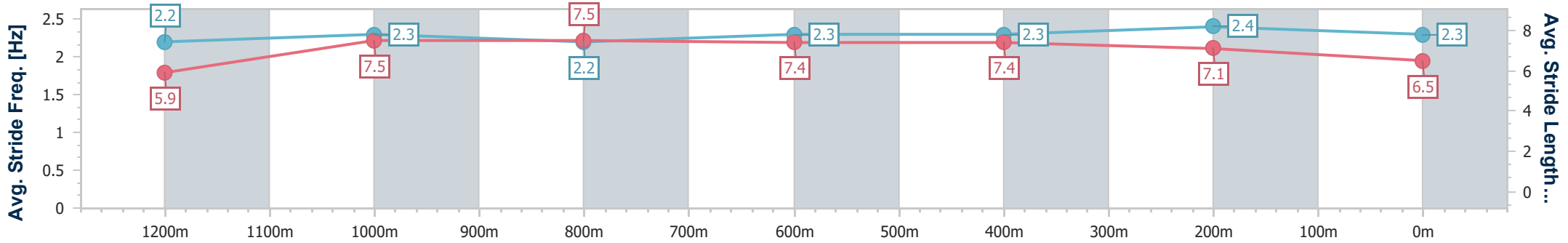
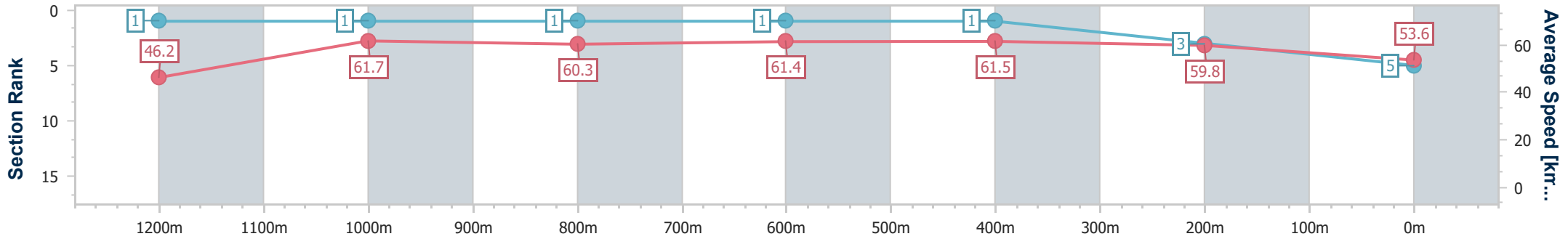
Eagle Farm QLD Professional
Race 8: SKY RACING Class 2 Handicap - 1300m



03 July 2024 - 16:10
Track Rating: Heavy 9, Weather: Showers, Rail Position: +9m Entire

BRISBANE RACING CLUB

Section	Overall	1200m	1000m	800m	600m	400m	200m
Section Times	1:20.59 [5] (0:07.85)	1:12.74 [1] (0:11.71)	1:01.03 [1] (0:12.03)	0:49.00 [1] (0:11.81)	0:37.19 [1] (0:11.73)	0:25.46 [1] (0:12.03)	0:13.43 [3] (0:13.43)
Average Speed [km/h]	46.2	61.7	60.3	61.4	61.5	59.8	53.6
Top Speed [km/h]	59.9	63.2	61.2	61.6	62.6	61.6	56.7
Avg. Dist. to Rail [m]	8.5	2.0	2.1	0.9	0.3	0.9	0.9
Avg. Stride Freq. [Hz]	2.2	2.3	2.2	2.3	2.3	2.4	2.3
Avg. Stride Length [m]	5.9	7.5	7.5	7.4	7.4	7.1	6.5



- [] Ranking at each section and finish
- .-.- No data available at this section
- NA No data available



Horse/Jockey Name	American Phireball
Final Rank	6
Fastest Section Time (Section)	0:08.42 (Overall)
Top Speed [km/h] (Section)	64.0 (800m)
Race State	Finished



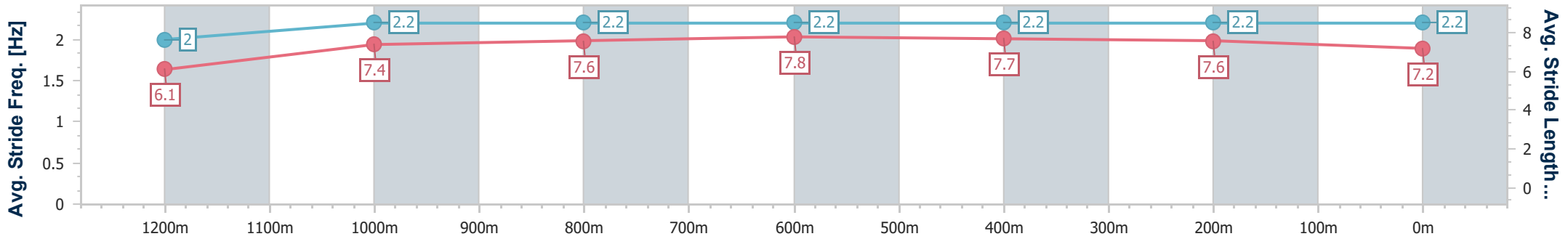
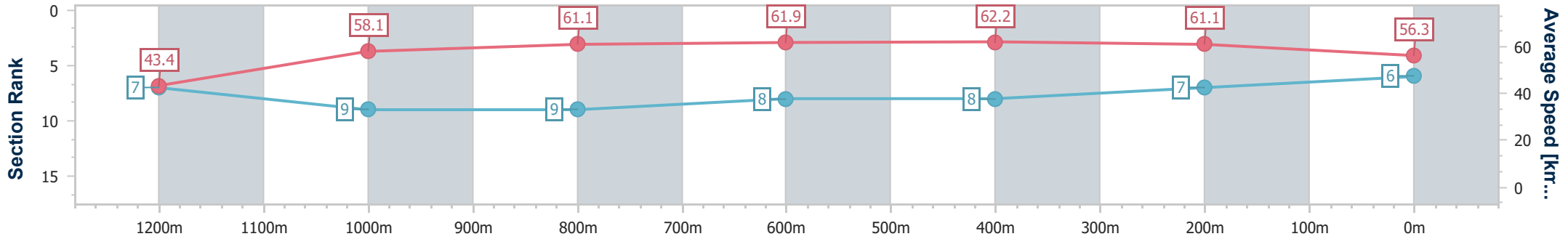
Eagle Farm QLD Professional
Race 8: SKY RACING Class 2 Handicap - 1300m



03 July 2024 - 16:10
Track Rating: Heavy 9, Weather: Showers, Rail Position: +9m Entire

BRISBANE RACING CLUB

Section	Overall	1200m	1000m	800m	600m	400m	200m
Section Times	1:20.75 [6] (0:08.42)	1:12.33 [7] (0:12.44)	0:59.89 [9] (0:11.99)	0:47.90 [9] (0:11.72)	0:36.18 [8] (0:11.59)	0:24.59 [8] (0:11.79)	0:12.80 [7] (0:12.80)
Average Speed [km/h]	43.4	58.1	61.1	61.9	62.2	61.1	56.3
Top Speed [km/h]	57.9	59.9	62.0	64.0	63.3	63.1	59.1
Avg. Dist. to Rail [m]	12.1	3.3	3.4	1.7	0.9	2.5	3.8
Avg. Stride Freq. [Hz]	2.0	2.2	2.2	2.2	2.2	2.2	2.2
Avg. Stride Length [m]	6.1	7.4	7.6	7.8	7.7	7.6	7.2



- [] Ranking at each section and finish
- .-.- No data available at this section
- NA No data available



Horse/Jockey Name	Toolatamate
Final Rank	7
Fastest Section Time (Section)	0:08.09 (Overall)
Top Speed [km/h] (Section)	62.7 (600m)
Race State	Finished



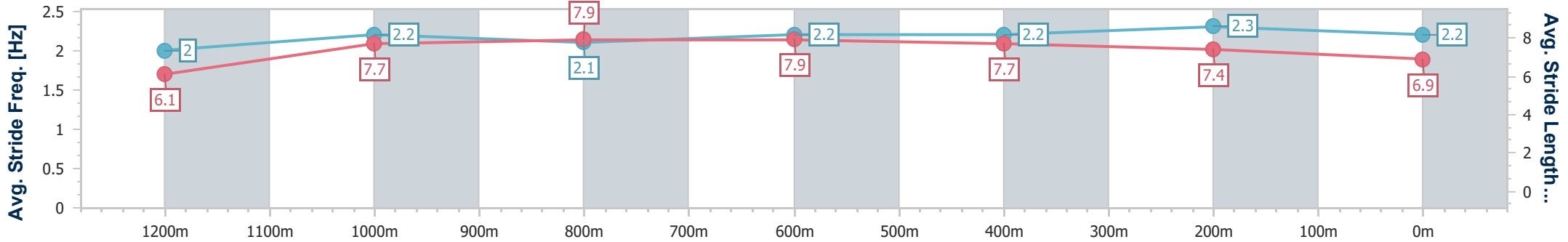
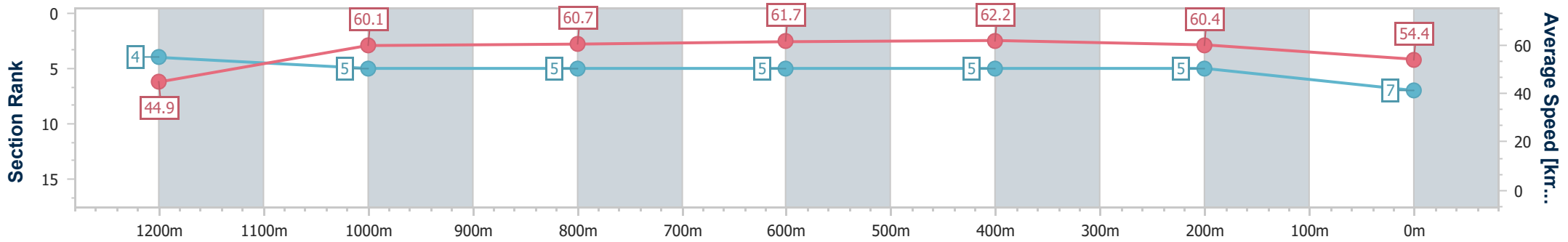
Eagle Farm QLD Professional
Race 8: SKY RACING Class 2 Handicap - 1300m



03 July 2024 - 16:10
Track Rating: Heavy 9, Weather: Showers, Rail Position: +9m Entire

BRISBANE RACING CLUB

Section	Overall	1200m	1000m	800m	600m	400m	200m
Section Times	1:20.75 [7] (0:08.09)	1:12.66 [4] (0:12.02)	1:00.64 [5] (0:12.07)	0:48.57 [5] (0:11.76)	0:36.81 [5] (0:11.65)	0:25.16 [5] (0:11.91)	0:13.25 [5] (0:13.25)
Average Speed [km/h]	44.9	60.1	60.7	61.7	62.2	60.4	54.4
Top Speed [km/h]	60.0	61.2	61.4	62.4	62.7	62.3	57.6
Avg. Dist. to Rail [m]	7.3	3.0	3.3	1.8	1.4	5.0	5.3
Avg. Stride Freq. [Hz]	2.0	2.2	2.1	2.2	2.2	2.3	2.2
Avg. Stride Length [m]	6.1	7.7	7.9	7.9	7.7	7.4	6.9



- [] Ranking at each section and finish
- .-.- No data available at this section
- NA No data available



Horse/Jockey Name	Kasear
Final Rank	8
Fastest Section Time (Section)	0:08.42 (Overall)
Top Speed [km/h] (Section)	61.6 (600m)
Race State	Finished



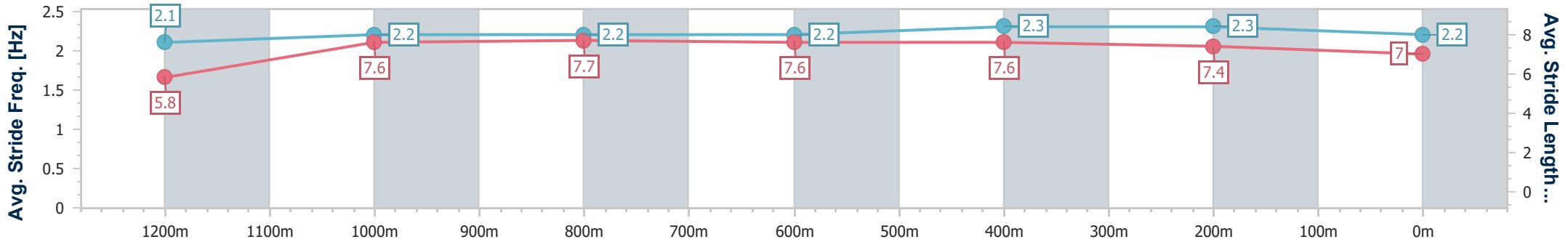
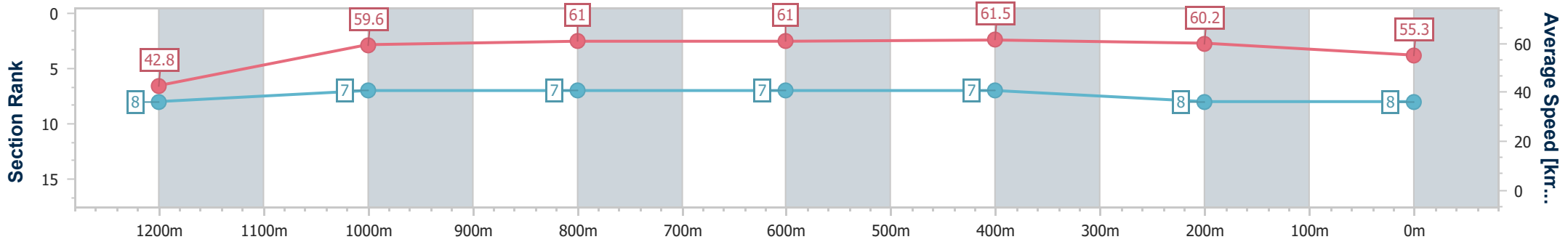
Eagle Farm QLD Professional
Race 8: SKY RACING Class 2 Handicap - 1300m



03 July 2024 - 16:10
Track Rating: Heavy 9, Weather: Showers, Rail Position: +9m Entire

BRISBANE RACING CLUB

Section	Overall	1200m	1000m	800m	600m	400m	200m
Section Times	1:21.06 [8] (0:08.42)	1:12.64 [8] (0:12.09)	1:00.55 [7] (0:11.94)	0:48.61 [7] (0:11.91)	0:36.70 [7] (0:11.73)	0:24.97 [7] (0:11.98)	0:12.99 [8] (0:12.99)
Average Speed [km/h]	42.8	59.6	61.0	61.0	61.5	60.2	55.3
Top Speed [km/h]	59.0	60.6	61.5	61.6	61.6	61.3	57.9
Avg. Dist. to Rail [m]	5.0	1.3	2.6	1.9	0.6	2.3	2.5
Avg. Stride Freq. [Hz]	2.1	2.2	2.2	2.2	2.3	2.3	2.2
Avg. Stride Length [m]	5.8	7.6	7.7	7.6	7.6	7.4	7.0



- [] Ranking at each section and finish
- .-.- No data available at this section
- NA No data available



Horse/Jockey Name	Paienbara
Final Rank	9
Fastest Section Time (Section)	0:08.61 (Overall)
Top Speed [km/h] (Section)	62.9 (400m)
Race State	Finished



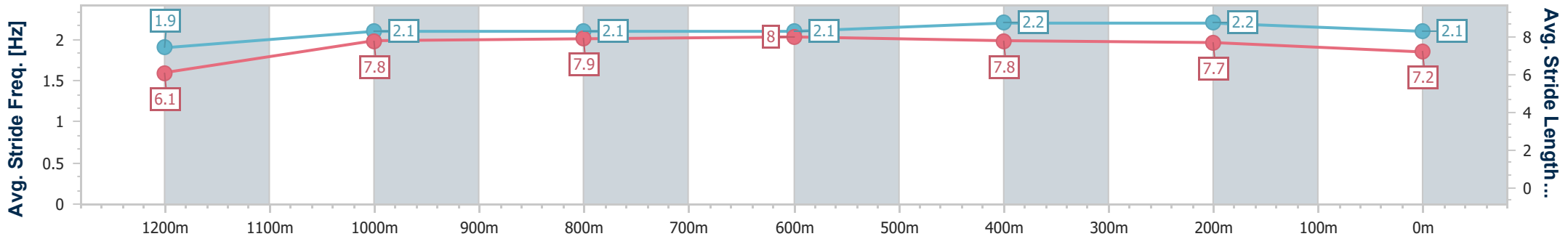
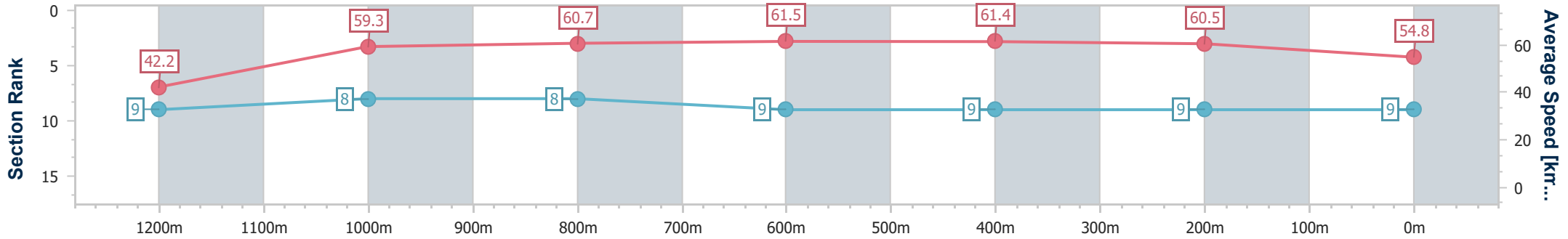
Eagle Farm QLD Professional
Race 8: SKY RACING Class 2 Handicap - 1300m



03 July 2024 - 16:10
Track Rating: Heavy 9, Weather: Showers, Rail Position: +9m Entire

BRISBANE RACING CLUB

Section	Overall	1200m	1000m	800m	600m	400m	200m
Section Times	1:21.49 [9] (0:08.61)	1:12.88 [9] (0:12.19)	1:00.69 [8] (0:12.05)	0:48.64 [8] (0:11.83)	0:36.81 [9] (0:11.83)	0:24.98 [9] (0:11.89)	0:13.09 [9] (0:13.09)
Average Speed [km/h]	42.2	59.3	60.7	61.5	61.4	60.5	54.8
Top Speed [km/h]	59.4	60.7	61.8	62.1	62.9	62.9	58.1
Avg. Dist. to Rail [m]	9.9	2.2	3.3	2.0	2.1	4.2	5.3
Avg. Stride Freq. [Hz]	1.9	2.1	2.1	2.1	2.2	2.2	2.1
Avg. Stride Length [m]	6.1	7.8	7.9	8.0	7.8	7.7	7.2



- [] Ranking at each section and finish
- .-.- No data available at this section
- NA No data available



Eagle Farm QLD Professional

Race 9: MEKKA RACEDAY 17 AUGUST BENCHMARK 70 Handicap - 1600m

03 July 2024 - 16:40



BRISBANE
RACING CLUB

Track Rating: Heavy 9, Weather: Showers, Rail Position: +9m Entire

Section		Overall	1400m	1200m	1000m	800m	600m	400m	Last 600m				
Field Times		1:41.15 (0:13.84)	1:27.31 (0:12.49)	1:14.82 (0:13.30)	1:01.52 (0:12.94)	0:48.58 (0:12.59)	0:35.99 (0:11.66)	0:24.33 (0:11.68)	0:35.99				
Rank	TAB Horse/Jockey	Barrier	Top Speed [km/h]	Fastest Section	Distance Travelled [m]								
1	4 PATMOS ISLAND Marnu Potgieter	3	64.4 600m	0:11.56 400m	1:41.15 [1] (0:14.14)	1:27.01 [3] (0:12.47)	1:14.54 [3] (0:13.37)	1:01.17 [3] (0:13.00)	0:48.17 [4] (0:12.52)	0:35.65 [4] (0:11.69)	0:23.96 [4] (0:11.56)	0:35.65	
2	10 NEW LEVEL Ryan Maloney	5	64.5 600m	0:11.50 400m	1:41.28 [2] (0:14.06)	1:27.22 [2] (0:12.47)	1:14.75 [2] (0:13.22)	1:01.53 [2] (0:13.08)	0:48.45 [2] (0:12.60)	0:35.85 [2] (0:11.57)	0:24.28 [2] (0:11.50)	0:35.85	+2
3	8 RAGING POLE Cejay Graham	6	65.0 600m	0:11.56 400m	1:41.31 [3] (0:14.18)	1:27.13 [4] (0:12.49)	1:14.64 [4] (0:13.32)	1:01.32 [4] (0:12.98)	0:48.34 [3] (0:12.46)	0:35.88 [3] (0:11.73)	0:24.15 [3] (0:11.56)	0:35.88	+5
4	15 CONDRIEU Angela Jones	14	64.2 600m	0:11.65 600m	1:41.41 [4] (0:14.49)	1:26.92 [7] (0:12.72)	1:14.20 [8] (0:13.14)	1:01.06 [6] (0:12.82)	0:48.24 [5] (0:12.49)	0:35.75 [6] (0:11.65)	0:24.10 [5] (0:11.67)	0:35.75	+6
5	3 FUN SPONGE Tahlia Fenlon	12	63.2 600m	0:11.66 600m	1:41.54 [5] (0:13.84)	1:27.70 [1] (0:12.49)	1:15.21 [1] (0:13.30)	1:01.91 [1] (0:12.94)	0:48.97 [1] (0:12.59)	0:36.38 [1] (0:11.66)	0:24.72 [1] (0:11.80)	0:36.38	-2
6	17 IRON GRACE Samantha Collett	1	63.7 400m	0:11.69 600m	1:41.69 [6] (0:14.33)	1:27.36 [5] (0:12.55)	1:14.81 [5] (0:13.37)	1:01.44 [5] (0:12.96)	0:48.48 [6] (0:12.43)	0:36.05 [5] (0:11.69)	0:24.36 [6] (0:11.70)	0:36.05	+3
7	13 IMARICHGIRL Damien Thornton	18	63.6 400m	0:11.53 400m	1:41.74 [7] (0:14.80)	1:26.94 [9] (0:12.58)	1:14.36 [9] (0:13.28)	1:01.08 [9] (0:13.00)	0:48.08 [10] (0:12.42)	0:35.66 [10] (0:11.85)	0:23.81 [10] (0:11.53)	0:35.66	+3
8	11 YANGARI Noel Callow	10	64.5 1400m	0:11.68 400m	1:42.01 [8] (0:15.32)	1:26.69 [11] (0:12.28)	1:14.41 [11] (0:13.15)	1:01.26 [10] (0:12.74)	0:48.52 [8] (0:12.41)	0:36.11 [8] (0:11.84)	0:24.27 [9] (0:11.68)	0:36.11	+6
9	5 SEBRING GIRL Nikita Beriman	8	63.1 600m	0:11.71 400m	1:42.19 [9] (0:14.54)	1:27.65 [8] (0:12.64)	1:15.01 [7] (0:13.33)	1:01.68 [8] (0:13.06)	0:48.62 [9] (0:12.43)	0:36.19 [9] (0:11.72)	0:24.47 [8] (0:11.71)	0:36.19	+0
10	18 PENDING Robbie Dolan	19	64.5 600m	0:11.59 400m	1:42.33 [10] (0:15.14)	1:27.19 [10] (0:12.39)	1:14.80 [10] (0:13.28)	1:01.52 [11] (0:12.90)	0:48.62 [11] (0:12.49)	0:36.13 [11] (0:11.76)	0:24.37 [11] (0:11.59)	0:36.13	-1

Scratched: Tyndrum Gold (#2), Beckford (#7), Sizzling Gal (#9), Pick Za Beans (#14), Victory Win (#6), Shy Guy (#12), Tannenburg (#16), Tambourine Man (#19)



Eagle Farm QLD Professional
Race 9: MEKKA RACEDAY 17 AUGUST BENCHMARK 70 Handicap - 1600m
03 July 2024 - 16:40



BRISBANE
RACING CLUB

Track Rating: Heavy 9, Weather: Showers, Rail Position: +9m Entire

Section	Overall	1400m	1200m	1000m	800m	600m	400m	Last 600m
Field Times	1:41.15 (0:13.84)	1:27.31 (0:12.49)	1:14.82 (0:13.30)	1:01.52 (0:12.94)	0:48.58 (0:12.59)	0:35.99 (0:11.66)	0:24.33 (0:11.68)	0:35.99

Rank	TAB	Horse/Jockey	Barrier	Top Speed [km/h]	Fastest Section								Distance Travelled [m]	
11	1	HECTOR DE MARIS	9	62.3	0:11.95	1:42.34 [11]	1:27.92 [6]	1:15.28 [6]	1:01.86 [7]	0:49.02 [7]	0:36.63 [7]	0:24.67 [7]	0:36.63	+3
		Jake Molloy		400m	400m	(0:14.42)	(0:12.64)	(0:13.42)	(0:12.84)	(0:12.39)	(0:11.96)	(0:11.95)		

Scratched: Tyndrum Gold (#2), Beckford (#7), Sizzling Gal (#9), Pick Za Beans (#14), Victory Win (#6), Shy Guy (#12), Tannenburg (#16), Tambourine Man (#19)



Eagle Farm QLD Professional
Race 9: MEKKA RACEDAY 17 AUGUST BENCHMARK 70 Handicap - 1600m

03 July 2024 - 16:40



BRISBANE
RACING CLUB

Track Rating: Heavy 9, Weather: Showers, Rail Position: +9m Entire

Section							200m			Last 600m
Field Times							0:12.65			0:35.99
Rank	TAB	Horse/Jockey	Barrier	Top Speed [km/h]	Fastest Section	Margin				Distance Travelled [m]
1	4	PATMOS ISLAND Marnu Potgieter	3	64.4 600m	0:11.56 400m	0:12.40 [4] (0:12.40)	1:41.15		0:35.65	
2	10	NEW LEVEL Ryan Maloney	5	64.5 600m	0:11.50 400m	0:12.78 [1] (0:12.78)	0.75L		0:35.85	+2
3	8	RAGING POLE Cejay Graham	6	65.0 600m	0:11.56 400m	0:12.59 [3] (0:12.59)	0.94L		0:35.88	+5
4	15	CONDRIEU Angela Jones	14	64.2 600m	0:11.65 600m	0:12.43 [5] (0:12.43)	1.53L		0:35.75	+6
5	3	FUN SPONGE Tahlia Fenlon	12	63.2 600m	0:11.66 600m	0:12.92 [2] (0:12.92)	2.29L		0:36.38	-2
6	17	IRON GRACE Samantha Collett	1	63.7 400m	0:11.69 600m	0:12.66 [6] (0:12.66)	3.18L		0:36.05	+3
7	13	IMARICHGIRL Damien Thornton	18	63.6 400m	0:11.53 400m	0:12.28 [9] (0:12.28)	3.46L		0:35.66	+3
8	11	YANGARI Noel Callow	10	64.5 1400m	0:11.68 400m	0:12.59 [7] (0:12.59)	5.02L		0:36.11	+6
9	5	SEBRING GIRL Nikita Beriman	8	63.1 600m	0:11.71 400m	0:12.76 [8] (0:12.76)	6.11L		0:36.19	+0
10	18	PENDING Robbie Dolan	19	64.5 600m	0:11.59 400m	0:12.78 [10] (0:12.78)	6.94L		0:36.13	-1

Scratched: Tyndrum Gold (#2), Beckford (#7), Sizzling Gal (#9), Pick Za Beans (#14), Victory Win (#6), Shy Guy (#12), Tannenburg (#16), Tambourine Man (#19)

Report Created: Wed 3 July 2024 17:02 GMT+10 (Note: Timing is based on position data)

Page 3/15

[] Ranking at each section and finish
 -:-:- No data available at this section
 NA No data available

SCN Saddle cloth number
 DNF Did not finish
 DNT Did not track

data processed by TRIPLES DATA



Eagle Farm QLD Professional
Race 9: MEKKA RACEDAY 17 AUGUST BENCHMARK 70 Handicap -
1600m
03 July 2024 - 16:40



Track Rating: Heavy 9, Weather: Showers, Rail Position: +9m Entire

Section							200m			Last 600m
Field Times							0:12.65 (0:12.65)			0:35.99
Rank	TAB	Horse/Jockey	Barrier	Top Speed [km/h]	Fastest Section	Margin			Distance Travelled [m]	
11	1	HECTOR DE MARIS	9	62.3	0:11.95	0:12.72 [11]	6.98L			0:36.63
		Jake Molloy		400m	400m	(0:12.72)				+3

Scratched: Tyndrum Gold (#2), Beckford (#7), Sizzling Gal (#9), Pick Za Beans (#14), Victory Win (#6), Shy Guy (#12), Tannenburg (#16), Tambourine Man (#19)

[] Ranking at each section and finish
 -:-:-:- No data available at this section
 NA No data available

SCN Saddle cloth number
 DNF Did not finish
 DNT Did not track



Horse/Jockey Name	Patmos Island
Final Rank	1
Fastest Section Time (Section)	0:11.56 (400m)
Top Speed [km/h] (Section)	64.4 (600m)
Race State	Finished



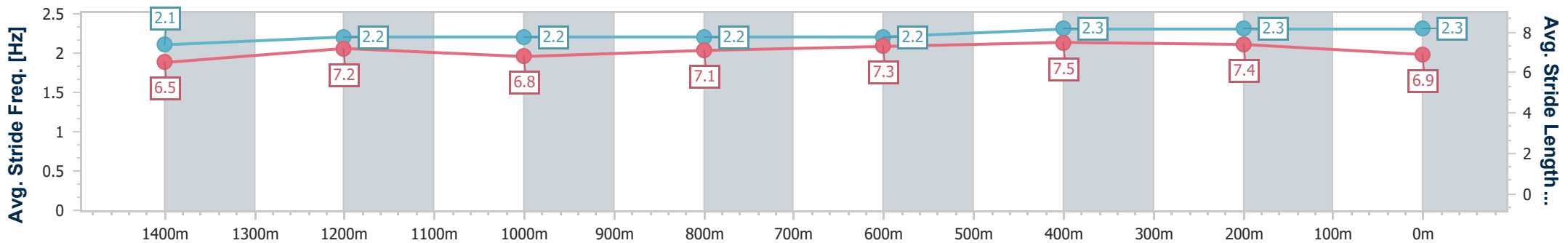
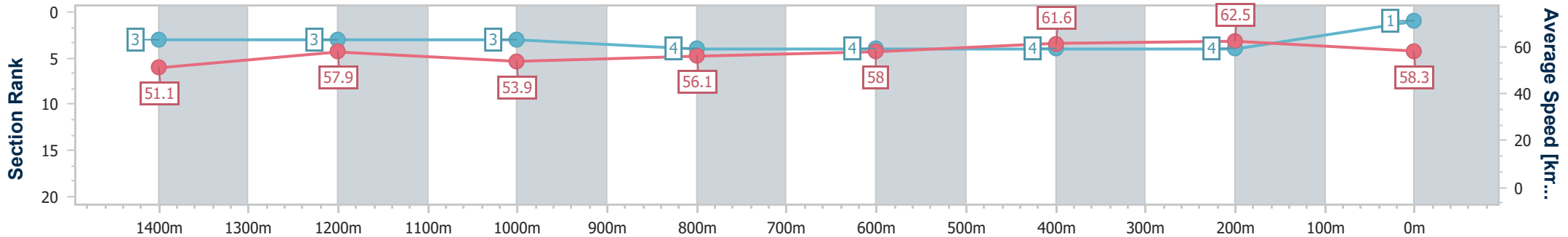
Eagle Farm QLD Professional
 Race 9: MEKKA RACEDAY 17 AUGUST BENCHMARK 70
 Handicap - 1600m
 03 July 2024 - 16:40



BRISBANE
 RACING CLUB

Track Rating: Heavy 9, Weather: Showers, Rail Position: +9m Entire

Section	Overall	1400m	1200m	1000m	800m	600m	400m	200m
Section Times	1:41.15 [1] (0:14.14)	1:27.01 [3] (0:12.47)	1:14.54 [3] (0:13.37)	1:01.17 [3] (0:13.00)	0:48.17 [4] (0:12.52)	0:35.65 [4] (0:11.69)	0:23.96 [4] (0:11.56)	0:12.40 [4] (0:12.40)
Average Speed [km/h]	51.1	57.9	53.9	56.1	58.0	61.6	62.5	58.3
Top Speed [km/h]	61.3	60.7	55.4	58.1	60.1	64.4	64.0	61.3
Avg. Dist. to Rail [m]	3.3	1.5	2.1	2.3	1.1	1.0	1.5	0.9
Avg. Stride Freq. [Hz]	2.1	2.2	2.2	2.2	2.2	2.3	2.3	2.3
Avg. Stride Length [m]	6.5	7.2	6.8	7.1	7.3	7.5	7.4	6.9



- [] Ranking at each section and finish
- .-.- No data available at this section
- NA No data available



Horse/Jockey Name	New Level
Final Rank	2
Fastest Section Time (Section)	0:11.50 (400m)
Top Speed [km/h] (Section)	64.5 (600m)
Race State	Finished



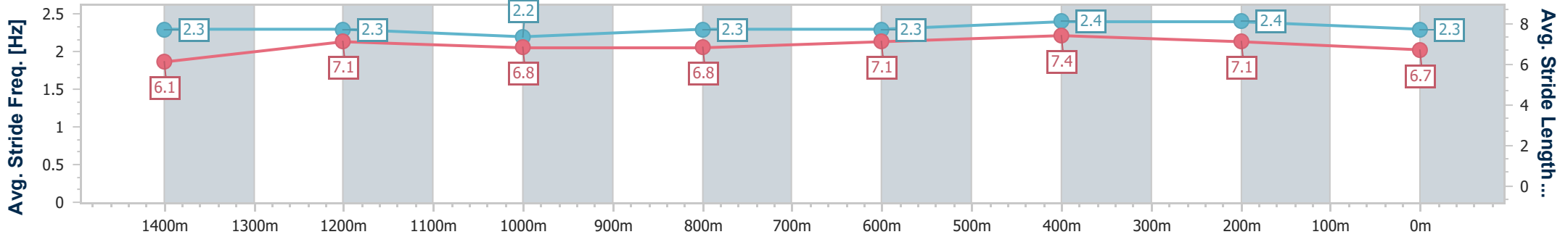
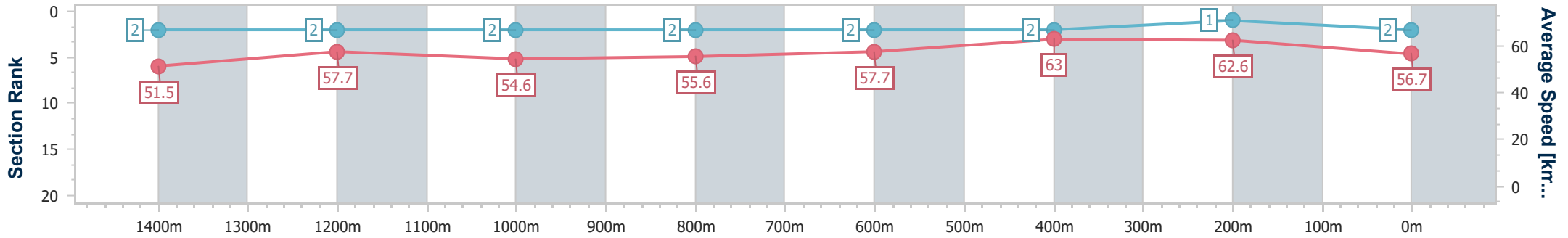
Eagle Farm QLD Professional
 Race 9: MEKKA RACEDAY 17 AUGUST BENCHMARK 70
 Handicap - 1600m
 03 July 2024 - 16:40



BRISBANE
 RACING CLUB

Track Rating: Heavy 9, Weather: Showers, Rail Position: +9m Entire

Section	Overall	1400m	1200m	1000m	800m	600m	400m	200m
Section Times	1:41.28 [2] (0:14.06)	1:27.22 [2] (0:12.47)	1:14.75 [2] (0:13.22)	1:01.53 [2] (0:13.08)	0:48.45 [2] (0:12.60)	0:35.85 [2] (0:11.57)	0:24.28 [2] (0:11.50)	0:12.78 [1] (0:12.78)
Average Speed [km/h]	51.5	57.7	54.6	55.6	57.7	63.0	62.6	56.7
Top Speed [km/h]	62.5	60.0	56.2	56.8	59.9	64.5	63.8	60.2
Avg. Dist. to Rail [m]	4.6	1.6	1.3	2.4	2.1	2.2	4.5	4.2
Avg. Stride Freq. [Hz]	2.3	2.3	2.2	2.3	2.3	2.4	2.4	2.3
Avg. Stride Length [m]	6.1	7.1	6.8	6.8	7.1	7.4	7.1	6.7



- [] Ranking at each section and finish
- .-.- No data available at this section
- NA No data available



Horse/Jockey Name	Raging Pole
Final Rank	3
Fastest Section Time (Section)	0:11.56 (400m)
Top Speed [km/h] (Section)	65.0 (600m)
Race State	Finished



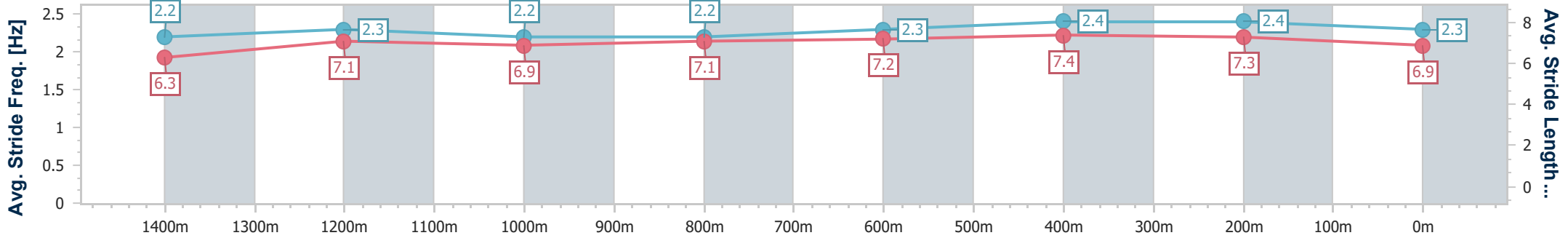
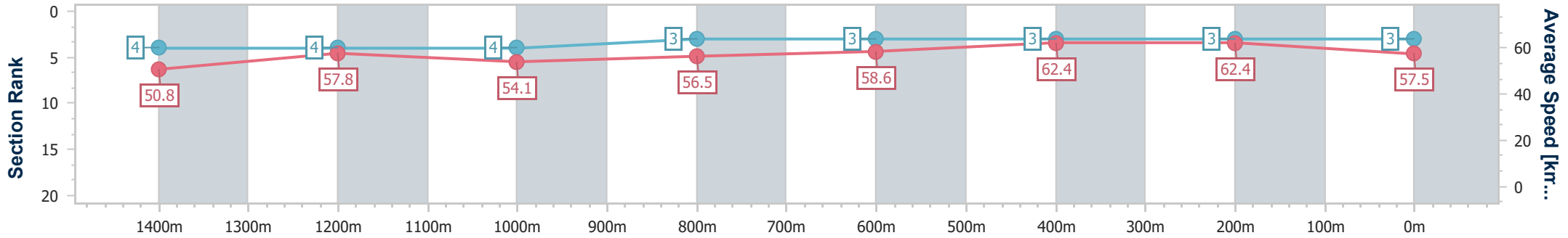
Eagle Farm QLD Professional
 Race 9: MEKKA RACEDAY 17 AUGUST BENCHMARK 70
 Handicap - 1600m
 03 July 2024 - 16:40



BRISBANE
 RACING CLUB

Track Rating: Heavy 9, Weather: Showers, Rail Position: +9m Entire

Section	Overall	1400m	1200m	1000m	800m	600m	400m	200m
Section Times	1:41.31 [3] (0:14.18)	1:27.13 [4] (0:12.49)	1:14.64 [4] (0:13.32)	1:01.32 [4] (0:12.98)	0:48.34 [3] (0:12.46)	0:35.88 [3] (0:11.73)	0:24.15 [3] (0:11.56)	0:12.59 [3] (0:12.59)
Average Speed [km/h]	50.8	57.8	54.1	56.5	58.6	62.4	62.4	57.5
Top Speed [km/h]	64.8	61.8	55.4	58.3	60.7	65.0	64.0	60.1
Avg. Dist. to Rail [m]	4.3	2.8	3.0	3.3	3.1	3.8	5.1	2.6
Avg. Stride Freq. [Hz]	2.2	2.3	2.2	2.2	2.3	2.4	2.4	2.3
Avg. Stride Length [m]	6.3	7.1	6.9	7.1	7.2	7.4	7.3	6.9



- [] Ranking at each section and finish
- .-.- No data available at this section
- NA No data available



Horse/Jockey Name	Condrieu
Final Rank	4
Fastest Section Time (Section)	0:11.65 (600m)
Top Speed [km/h] (Section)	64.2 (600m)
Race State	Finished



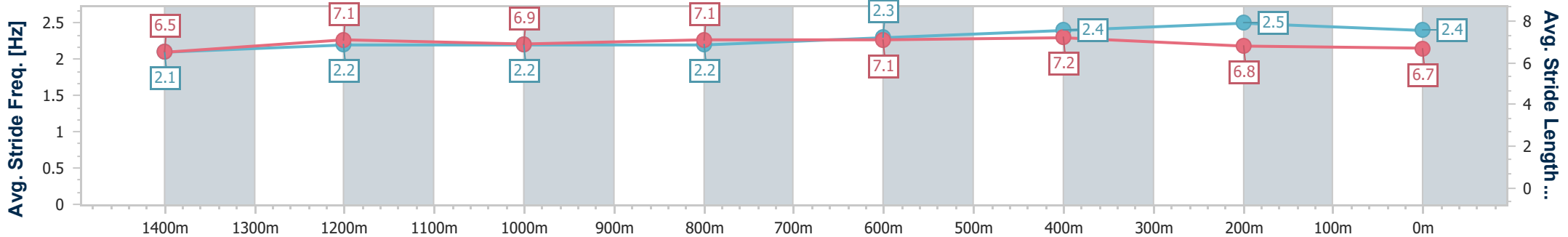
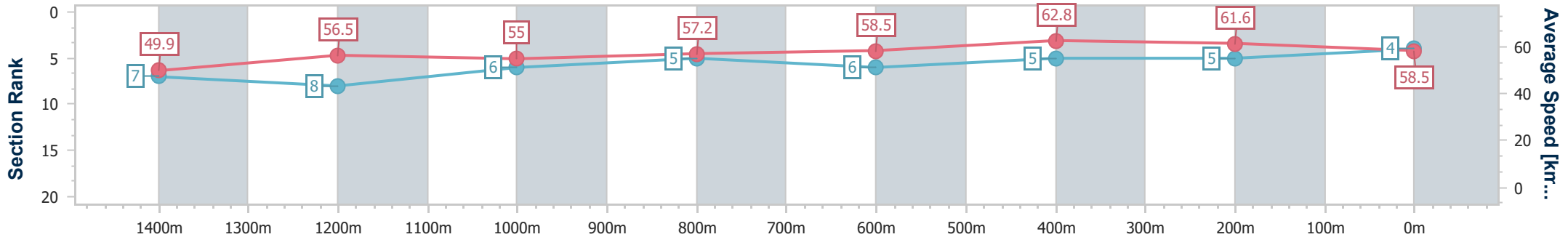
Eagle Farm QLD Professional
 Race 9: MEKKA RACEDAY 17 AUGUST BENCHMARK 70
 Handicap - 1600m
 03 July 2024 - 16:40



BRISBANE
 RACING CLUB

Track Rating: Heavy 9, Weather: Showers, Rail Position: +9m Entire

Section	Overall	1400m	1200m	1000m	800m	600m	400m	200m					
Section Times	1:41.41 [4] (0:14.49)	1:26.92 [7] (0:12.72)	1:14.20 [8] (0:13.14)	1:01.06 [6] (0:12.82)	0:48.24 [5] (0:12.49)	0:35.75 [6] (0:11.65)	0:24.10 [5] (0:11.67)	0:12.43 [5] (0:12.43)					
Average Speed [km/h]	49.9	56.5	55.0	57.2	58.5	62.8	61.6	58.5					
Top Speed [km/h]	61.2	59.3	56.3	58.5	60.8	64.2	64.1	61.3					
Avg. Dist. to Rail [m]	6.4	2.6	2.7	3.6	3.2	3.4	5.8	5.0					
Avg. Stride Freq. [Hz]	2.1	2.2	2.2	2.2	2.3	2.4	2.5	2.4					
Avg. Stride Length [m]	6.5	7.1	6.9	7.1	7.1	7.2	6.8	6.7					



- [] Ranking at each section and finish
- .-.- No data available at this section
- NA No data available



Horse/Jockey Name	Fun Sponge
Final Rank	5
Fastest Section Time (Section)	0:11.66 (600m)
Top Speed [km/h] (Section)	63.2 (600m)
Race State	Finished



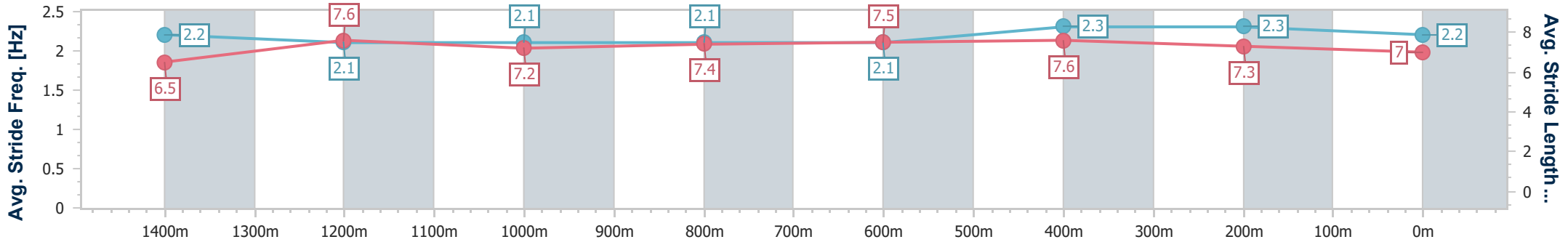
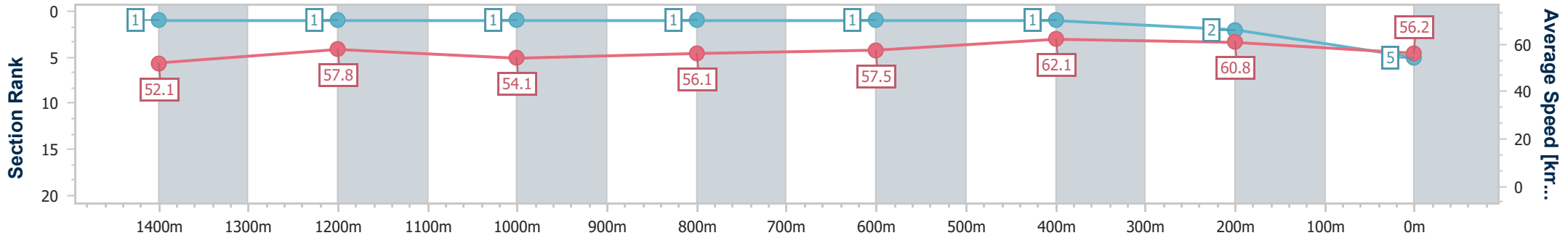
Eagle Farm QLD Professional
 Race 9: MEKKA RACEDAY 17 AUGUST BENCHMARK 70
 Handicap - 1600m
 03 July 2024 - 16:40



BRISBANE
 RACING CLUB

Track Rating: Heavy 9, Weather: Showers, Rail Position: +9m Entire

Section	Overall	1400m	1200m	1000m	800m	600m	400m	200m
Section Times	1:41.54 [5] (0:13.84)	1:27.70 [1] (0:12.49)	1:15.21 [1] (0:13.30)	1:01.91 [1] (0:12.94)	0:48.97 [1] (0:12.59)	0:36.38 [1] (0:11.66)	0:24.72 [1] (0:11.80)	0:12.92 [2] (0:12.92)
Average Speed [km/h]	52.1	57.8	54.1	56.1	57.5	62.1	60.8	56.2
Top Speed [km/h]	63.1	60.7	55.9	57.0	59.5	63.2	63.0	59.0
Avg. Dist. to Rail [m]	5.9	1.4	1.3	1.4	0.9	1.3	3.6	2.7
Avg. Stride Freq. [Hz]	2.2	2.1	2.1	2.1	2.1	2.3	2.3	2.2
Avg. Stride Length [m]	6.5	7.6	7.2	7.4	7.5	7.6	7.3	7.0



- [] Ranking at each section and finish
- .-.- No data available at this section
- NA No data available



Horse/Jockey Name	Iron Grace
Final Rank	6
Fastest Section Time (Section)	0:11.69 (600m)
Top Speed [km/h] (Section)	63.7 (400m)
Race State	Finished



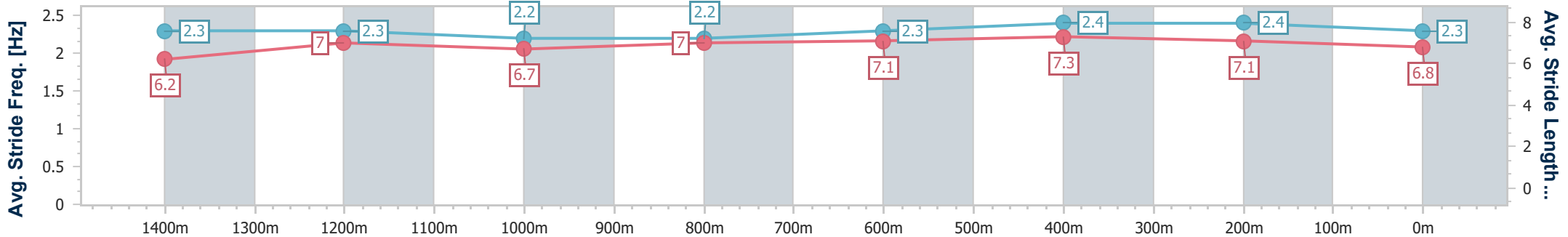
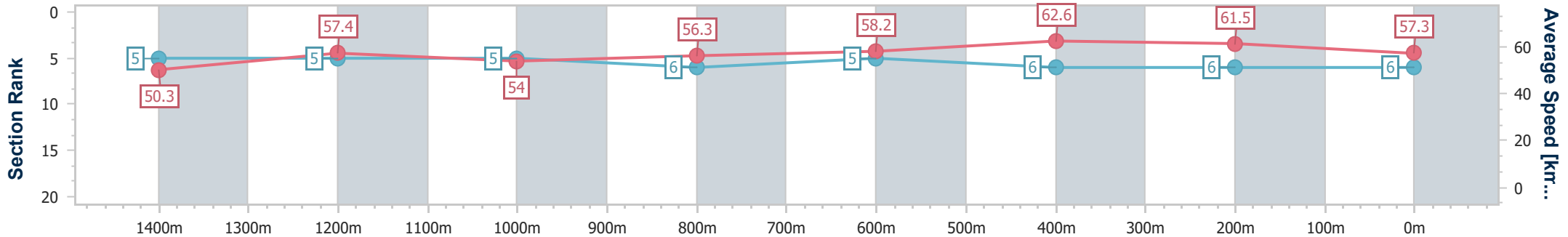
Eagle Farm QLD Professional
 Race 9: MEKKA RACEDAY 17 AUGUST BENCHMARK 70
 Handicap - 1600m
 03 July 2024 - 16:40



BRISBANE
 RACING CLUB

Track Rating: Heavy 9, Weather: Showers, Rail Position: +9m Entire

Section	Overall	1400m	1200m	1000m	800m	600m	400m	200m
Section Times	1:41.69 [6] (0:14.33)	1:27.36 [5] (0:12.55)	1:14.81 [5] (0:13.37)	1:01.44 [5] (0:12.96)	0:48.48 [6] (0:12.43)	0:36.05 [5] (0:11.69)	0:24.36 [6] (0:11.70)	0:12.66 [6] (0:12.66)
Average Speed [km/h]	50.3	57.4	54.0	56.3	58.2	62.6	61.5	57.3
Top Speed [km/h]	60.7	59.6	55.4	58.3	61.9	63.2	63.7	60.2
Avg. Dist. to Rail [m]	2.4	1.9	2.1	2.2	1.7	3.3	4.7	4.3
Avg. Stride Freq. [Hz]	2.3	2.3	2.2	2.2	2.3	2.4	2.4	2.3
Avg. Stride Length [m]	6.2	7.0	6.7	7.0	7.1	7.3	7.1	6.8



- [] Ranking at each section and finish
- .-.- No data available at this section
- NA No data available



Horse/Jockey Name	Imarichgirl
Final Rank	7
Fastest Section Time (Section)	0:11.53 (400m)
Top Speed [km/h] (Section)	63.6 (400m)
Race State	Finished



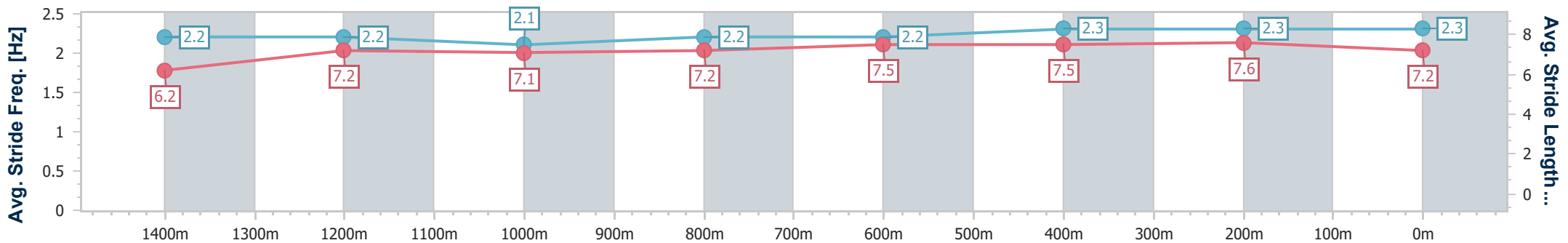
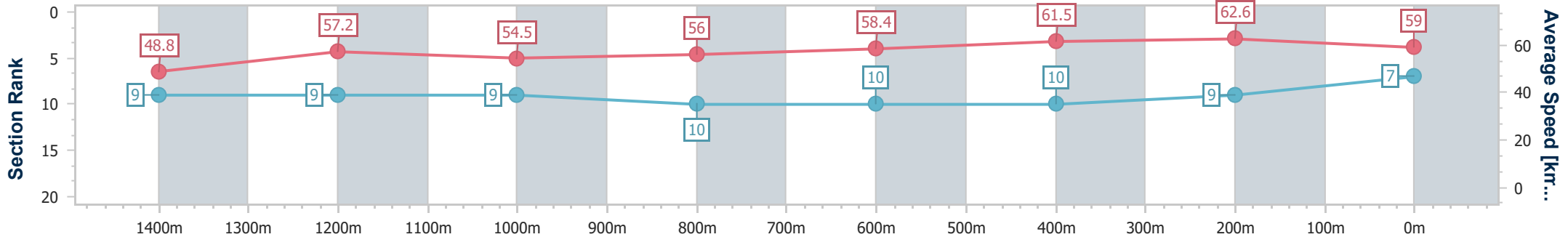
Eagle Farm QLD Professional
 Race 9: MEKKA RACEDAY 17 AUGUST BENCHMARK 70
 Handicap - 1600m
 03 July 2024 - 16:40



BRISBANE
 RACING CLUB

Track Rating: Heavy 9, Weather: Showers, Rail Position: +9m Entire

Section	Overall	1400m	1200m	1000m	800m	600m	400m	200m
Section Times	1:41.74 [7] (0:14.80)	1:26.94 [9] (0:12.58)	1:14.36 [9] (0:13.28)	1:01.08 [9] (0:13.00)	0:48.08 [10] (0:12.42)	0:35.66 [10] (0:11.85)	0:23.81 [10] (0:11.53)	0:12.28 [9] (0:12.28)
Average Speed [km/h]	48.8	57.2	54.5	56.0	58.4	61.5	62.6	59.0
Top Speed [km/h]	63.0	62.8	56.0	59.2	60.6	62.9	63.6	60.7
Avg. Dist. to Rail [m]	7.2	2.3	2.5	2.9	1.9	2.3	3.7	5.3
Avg. Stride Freq. [Hz]	2.2	2.2	2.1	2.2	2.2	2.3	2.3	2.3
Avg. Stride Length [m]	6.2	7.2	7.1	7.2	7.5	7.5	7.6	7.2



- [] Ranking at each section and finish
- .-.- No data available at this section
- NA No data available



Horse/Jockey Name	Yangari
Final Rank	8
Fastest Section Time (Section)	0:11.68 (400m)
Top Speed [km/h] (Section)	64.5 (1400m)
Race State	Finished



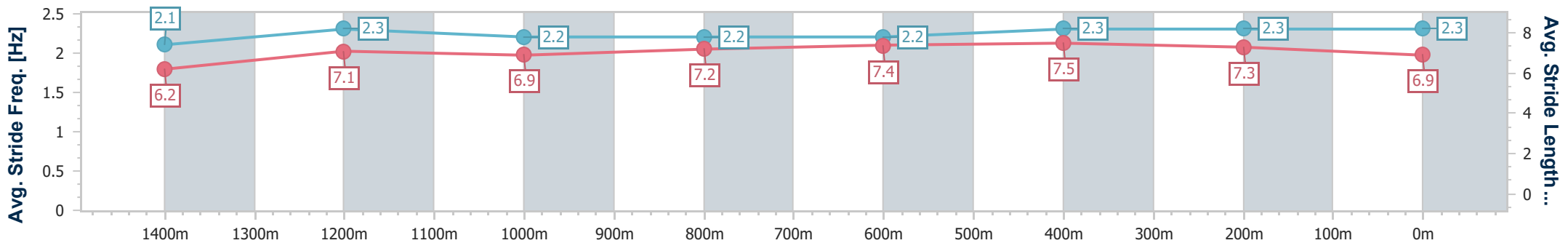
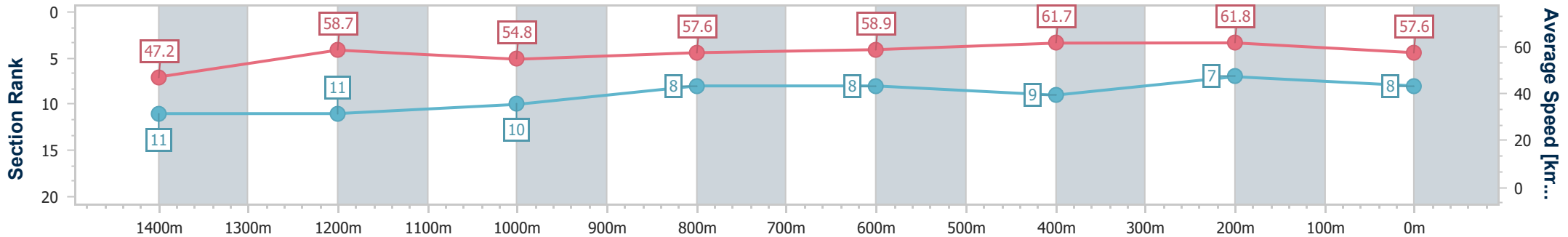
Eagle Farm QLD Professional
 Race 9: MEKKA RACEDAY 17 AUGUST BENCHMARK 70
 Handicap - 1600m
 03 July 2024 - 16:40



BRISBANE
 RACING CLUB

Track Rating: Heavy 9, Weather: Showers, Rail Position: +9m Entire

Section	Overall	1400m	1200m	1000m	800m	600m	400m	200m
Section Times	1:42.01 [8] (0:15.32)	1:26.69 [11] (0:12.28)	1:14.41 [11] (0:13.15)	1:01.26 [10] (0:12.74)	0:48.52 [8] (0:12.41)	0:36.11 [8] (0:11.84)	0:24.27 [9] (0:11.68)	0:12.59 [7] (0:12.59)
Average Speed [km/h]	47.2	58.7	54.8	57.6	58.9	61.7	61.8	57.6
Top Speed [km/h]	64.4	64.5	56.8	60.0	60.3	63.2	63.1	60.3
Avg. Dist. to Rail [m]	6.6	4.1	4.0	3.6	3.0	3.6	7.0	8.0
Avg. Stride Freq. [Hz]	2.1	2.3	2.2	2.2	2.2	2.3	2.3	2.3
Avg. Stride Length [m]	6.2	7.1	6.9	7.2	7.4	7.5	7.3	6.9



- [] Ranking at each section and finish
- .-.- No data available at this section
- NA No data available



Horse/Jockey Name	Sebring Girl
Final Rank	9
Fastest Section Time (Section)	0:11.71 (400m)
Top Speed [km/h] (Section)	63.1 (600m)
Race State	Finished



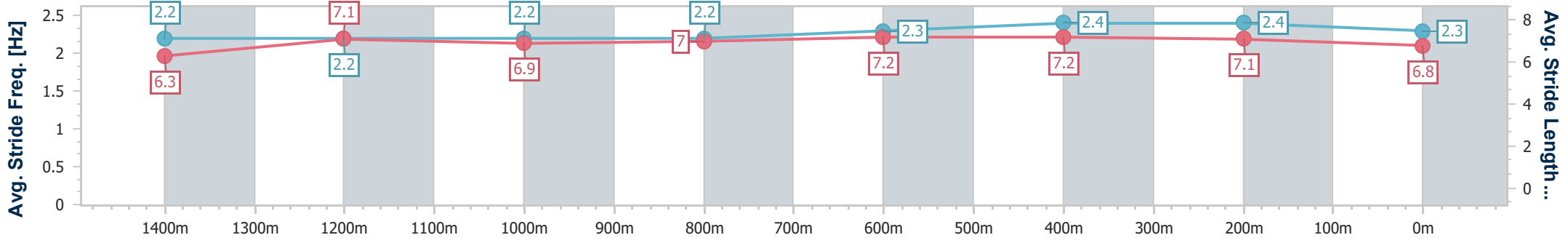
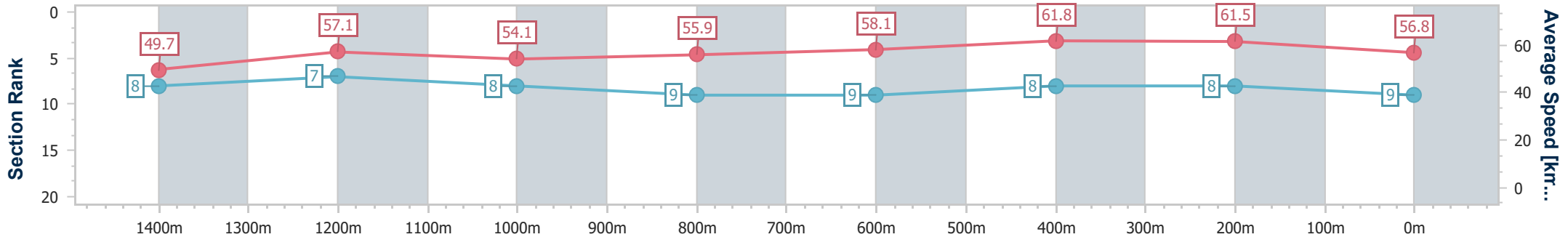
Eagle Farm QLD Professional
 Race 9: MEKKA RACEDAY 17 AUGUST BENCHMARK 70
 Handicap - 1600m
 03 July 2024 - 16:40



BRISBANE
 RACING CLUB

Track Rating: Heavy 9, Weather: Showers, Rail Position: +9m Entire

Section	Overall	1400m	1200m	1000m	800m	600m	400m	200m
Section Times	1:42.19 [9] (0:14.54)	1:27.65 [8] (0:12.64)	1:15.01 [7] (0:13.33)	1:01.68 [8] (0:13.06)	0:48.62 [9] (0:12.43)	0:36.19 [9] (0:11.72)	0:24.47 [8] (0:11.71)	0:12.76 [8] (0:12.76)
Average Speed [km/h]	49.7	57.1	54.1	55.9	58.1	61.8	61.5	56.8
Top Speed [km/h]	62.4	61.8	55.3	59.0	60.6	63.1	62.8	60.1
Avg. Dist. to Rail [m]	4.4	1.4	1.7	2.6	1.4	1.2	2.2	2.4
Avg. Stride Freq. [Hz]	2.2	2.2	2.2	2.2	2.3	2.4	2.4	2.3
Avg. Stride Length [m]	6.3	7.1	6.9	7.0	7.2	7.2	7.1	6.8



- [] Ranking at each section and finish
- .-.- No data available at this section
- NA No data available



Horse/Jockey Name	Pending
Final Rank	10
Fastest Section Time (Section)	0:11.59 (400m)
Top Speed [km/h] (Section)	64.5 (600m)
Race State	Finished



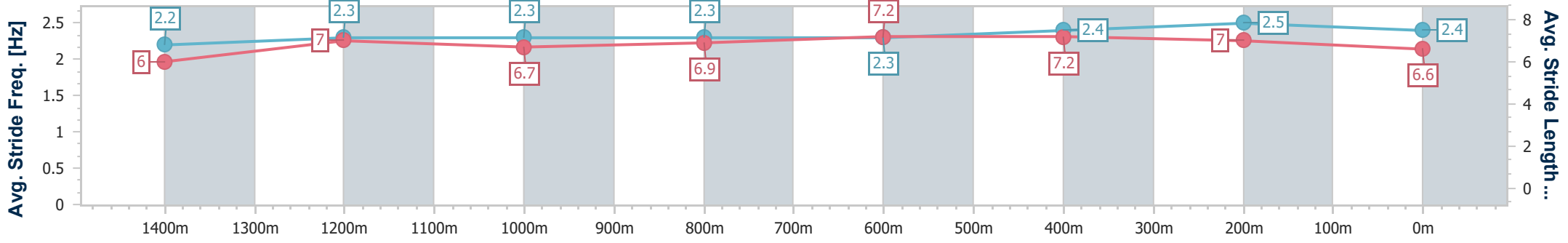
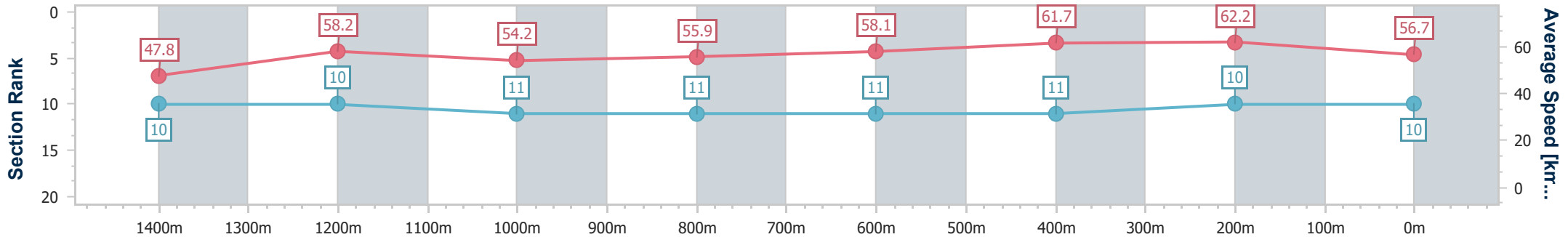
Eagle Farm QLD Professional
 Race 9: MEKKA RACEDAY 17 AUGUST BENCHMARK 70
 Handicap - 1600m
 03 July 2024 - 16:40



BRISBANE
 RACING CLUB

Track Rating: Heavy 9, Weather: Showers, Rail Position: +9m Entire

Section	Overall	1400m	1200m	1000m	800m	600m	400m	200m
Section Times	1:42.33 [10] (0:15.14)	1:27.19 [10] (0:12.39)	1:14.80 [10] (0:13.28)	1:01.52 [11] (0:12.90)	0:48.62 [11] (0:12.49)	0:36.13 [11] (0:11.76)	0:24.37 [11] (0:11.59)	0:12.78 [10] (0:12.78)
Average Speed [km/h]	47.8	58.2	54.2	55.9	58.1	61.7	62.2	56.7
Top Speed [km/h]	62.1	62.2	55.1	58.7	60.8	64.5	63.7	61.0
Avg. Dist. to Rail [m]	7.6	0.4	0.4	0.8	1.4	2.1	3.3	1.9
Avg. Stride Freq. [Hz]	2.2	2.3	2.3	2.3	2.3	2.4	2.5	2.4
Avg. Stride Length [m]	6.0	7.0	6.7	6.9	7.2	7.2	7.0	6.6



- [] Ranking at each section and finish
- .-.- No data available at this section
- NA No data available



Horse/Jockey Name	Hector De Maris
Final Rank	11
Fastest Section Time (Section)	0:11.95 (400m)
Top Speed [km/h] (Section)	62.3 (400m)
Race State	Finished



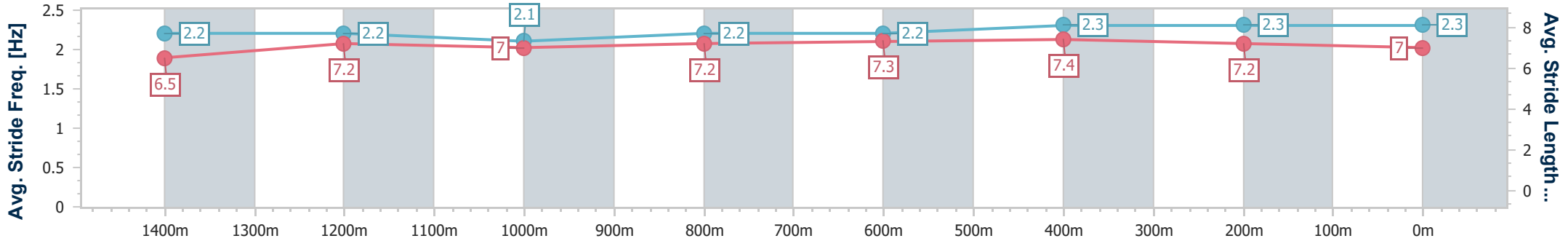
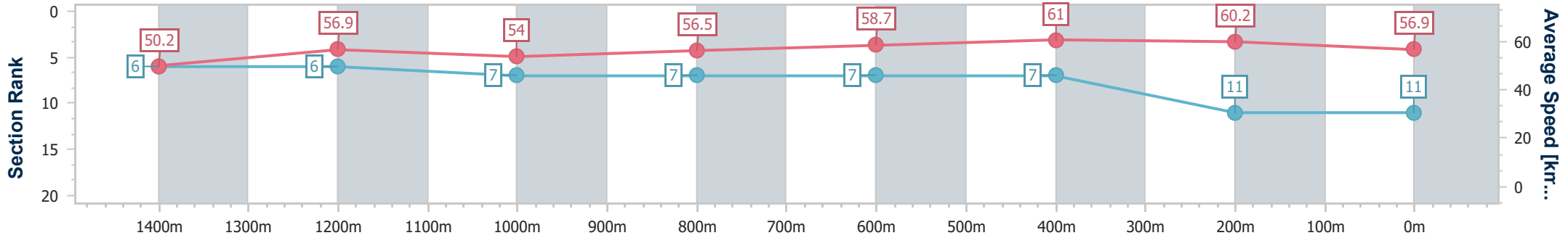
Eagle Farm QLD Professional
 Race 9: MEKKA RACEDAY 17 AUGUST BENCHMARK 70
 Handicap - 1600m
 03 July 2024 - 16:40



BRISBANE
 RACING CLUB

Track Rating: Heavy 9, Weather: Showers, Rail Position: +9m Entire

Section	Overall	1400m	1200m	1000m	800m	600m	400m	200m
Section Times	1:42.34 [11] (0:14.42)	1:27.92 [6] (0:12.64)	1:15.28 [6] (0:13.42)	1:01.86 [7] (0:12.84)	0:49.02 [7] (0:12.39)	0:36.63 [7] (0:11.96)	0:24.67 [7] (0:11.95)	0:12.72 [11] (0:12.72)
Average Speed [km/h]	50.2	56.9	54.0	56.5	58.7	61.0	60.2	56.9
Top Speed [km/h]	61.7	59.3	54.7	58.9	60.9	62.0	62.3	58.7
Avg. Dist. to Rail [m]	5.7	2.9	2.5	2.1	2.0	2.5	4.8	5.7
Avg. Stride Freq. [Hz]	2.2	2.2	2.1	2.2	2.2	2.3	2.3	2.3
Avg. Stride Length [m]	6.5	7.2	7.0	7.2	7.3	7.4	7.2	7.0



- [] Ranking at each section and finish
- .-.- No data available at this section
- NA No data available