



Rockhampton QLD Professional

Race 10: TAB TATTERSALLS GOLD CUP OPEN Handicap - 1600m

30 June 2024 - 16:25



Track Rating: Soft 7, Weather: Overcast, Rail Position: +0.5m

Section		Overall	1400m	1200m	1000m	800m	600m	400m	Last 600m				
Field Times		1:35.09 (0:12.79)	1:22.30 (0:10.64)	1:11.66 (0:11.39)	1:00.27 (0:12.20)	0:48.07 (0:12.41)	0:35.66 (0:11.75)	0:23.91 (0:11.81)	0:35.66				
Rank	TAB Horse/Jockey	Barrier	Top Speed [km/h]	Fastest Section									Distance Travelled [m]
1	11 UNDER THE CAP Cody Collis	3	66.9 1400m	0:10.93 1400m	1:35.09 [1] (0:13.17)	1:21.92 [7] (0:10.93)	1:10.99 [7] (0:11.51)	0:59.48 [7] (0:12.12)	0:47.36 [7] (0:12.30)	0:35.06 [7] (0:11.51)	0:23.55 [6] (0:11.49)	0:35.06	
2	4 SUNFALL Tasha Chambers	5	68.1 1400m	0:10.77 1400m	1:35.29 [2] (0:13.01)	1:22.28 [5] (0:10.77)	1:11.51 [5] (0:11.49)	1:00.02 [4] (0:12.13)	0:47.89 [4] (0:12.40)	0:35.49 [4] (0:11.62)	0:23.87 [4] (0:11.57)	0:35.49	+6
3	2 ALCYONE Justin Stanley	15	66.3 1400m	0:10.99 1400m	1:35.50 [3] (0:13.38)	1:22.12 [9] (0:10.99)	1:11.13 [9] (0:11.56)	0:59.57 [8] (0:11.95)	0:47.62 [8] (0:12.24)	0:35.38 [8] (0:11.43)	0:23.95 [7] (0:11.65)	0:35.38	+6
4	15 MOENAVE Tahlia Fenlon	10	66.6 1400m	0:10.98 1400m	1:35.56 [4] (0:13.37)	1:22.19 [8] (0:10.98)	1:11.21 [8] (0:11.60)	0:59.61 [9] (0:12.01)	0:47.60 [9] (0:12.49)	0:35.11 [11] (0:11.35)	0:23.76 [9] (0:11.54)	0:35.11	+2
5	16 PHOENIX FLYER Karl Zechner	16	65.9 1200m	0:11.08 1400m	1:35.61 [5] (0:13.58)	1:22.03 [10] (0:11.08)	1:10.95 [10] (0:11.50)	0:59.45 [10] (0:11.92)	0:47.53 [10] (0:12.36)	0:35.17 [10] (0:11.45)	0:23.72 [10] (0:11.56)	0:35.17	+1
6	14 LE HEROS Warwick Satherley	8	68.9 1400m	0:10.64 1400m	1:35.63 [6] (0:12.79)	1:22.84 [1] (0:10.64)	1:12.20 [1] (0:11.39)	1:00.81 [1] (0:12.20)	0:48.61 [1] (0:12.41)	0:36.20 [1] (0:11.75)	0:24.45 [1] (0:11.87)	0:36.20	+1
7	8 MAJOR ARTIE Nathan Thomas	14	66.6 1400m	0:10.97 1400m	1:35.94 [7] (0:13.10)	1:22.84 [6] (0:10.97)	1:11.87 [6] (0:11.52)	1:00.35 [6] (0:12.12)	0:48.23 [6] (0:12.23)	0:36.00 [6] (0:11.51)	0:24.49 [5] (0:11.76)	0:36.00	+6
8	5 SOUTHERN STOCK Corey Bayliss	2	64.2 1400m	0:11.29 1400m	1:36.01 [8] (0:14.03)	1:21.98 [13] (0:11.29)	1:10.69 [13] (0:11.41)	0:59.28 [13] (0:11.62)	0:47.66 [13] (0:12.26)	0:35.40 [12] (0:11.58)	0:23.82 [12] (0:11.58)	0:35.40	+4
9	1 NAMAZU Ashley Butler	6	68.2 1400m	0:10.71 1400m	1:36.15 [9] (0:12.89)	1:23.26 [3] (0:10.71)	1:12.55 [3] (0:11.58)	1:00.97 [3] (0:12.09)	0:48.88 [3] (0:12.33)	0:36.55 [3] (0:11.81)	0:24.74 [3] (0:11.93)	0:36.55	-8
10	10 O'MUDGE Melea Castle	1	67.9 1400m	0:10.77 1400m	1:36.17 [10] (0:12.92)	1:23.25 [4] (0:10.77)	1:12.48 [4] (0:11.59)	1:00.89 [5] (0:12.23)	0:48.66 [5] (0:12.35)	0:36.31 [5] (0:11.79)	0:24.52 [8] (0:11.83)	0:36.31	-3

Scratched: Awol (#13), Savoury (#12), Hollywood North (#7)

[] Ranking at each section and finish
 -:-:- No data available at this section
 NA No data available

SCN Saddle cloth number
 DNF Did not finish
 DNT Did not track



Rockhampton QLD Professional

Race 10: TAB TATTERSALLS GOLD CUP OPEN Handicap - 1600m

30 June 2024 - 16:25



Track Rating: Soft 7, Weather: Overcast, Rail Position: +0.5m

Section	Overall	1400m	1200m	1000m	800m	600m	400m	Last 600m						
Field Times	1:35.09 (0:12.79)	1:22.30 (0:10.64)	1:11.66 (0:11.39)	1:00.27 (0:12.20)	0:48.07 (0:12.41)	0:35.66 (0:11.75)	0:23.91 (0:11.81)	0:35.66						
Rank	TAB	Horse/Jockey	Barrier	Top Speed [km/h]	Fastest Section				Distance Travelled [m]					
11	9	ENUFF HE SAID Samantha Collett	7	69.0 1400m	0:10.64 1400m	1:36.76 [11] (0:12.86)	1:23.90 [2] (0:10.64)	1:13.26 [2] (0:11.40)	1:01.86 [2] (0:12.17)	0:49.69 [2] (0:12.38)	0:37.31 [2] (0:11.75)	0:25.56 [2] (0:11.99)	0:37.31	+5
12	3	SAVVY LEGEND Ryan Wiggins	13	66.2 1400m	0:10.97 1400m	1:37.35 [12] (0:13.87)	1:23.48 [12] (0:10.97)	1:12.51 [11] (0:11.42)	1:01.09 [11] (0:11.87)	0:49.22 [11] (0:12.28)	0:36.94 [9] (0:11.58)	0:25.36 [11] (0:11.87)	0:36.94	+2
13	6	THE DRILLER Sean Cormack	11	65.1 1400m	0:11.17 1400m	1:38.15 [13] (0:13.82)	1:24.33 [11] (0:11.17)	1:13.16 [12] (0:11.47)	1:01.69 [12] (0:11.85)	0:49.84 [12] (0:12.68)	0:37.16 [13] (0:11.70)	0:25.46 [13] (0:11.90)	0:37.16	+4

Scratched: Awol (#13), Savoury (#12), Hollywood North (#7)

[] Ranking at each section and finish
 -:-:- No data available at this section
 NA No data available

SCN Saddle cloth number
 DNF Did not finish
 DNT Did not track



Rockhampton QLD Professional

Race 10: TAB TATTERSALLS GOLD CUP OPEN Handicap - 1600m

30 June 2024 - 16:25



Track Rating: Soft 7, Weather: Overcast, Rail Position: +0.5m

Section							200m			Last 600m
Field Times							0:12.10			0:35.66
							(0:12.10)			
Rank	TAB	Horse/Jockey	Barrier	Top Speed [km/h]	Fastest Section	Margin			Distance Travelled [m]	
1	11	UNDER THE CAP	3	66.9	0:10.93	0:12.06 [2]	1:35.09		0:35.06	
		Cody Collis		1400m	1400m	(0:12.06)				
2	4	SUNFALL	5	68.1	0:10.77	0:12.30 [1]	1.2L		0:35.49 +6	
		Tasha Chambers		1400m	1400m	(0:12.30)				
3	2	ALCYONE	15	66.3	0:10.99	0:12.30 [5]	2.46L		0:35.38 +6	
		Justin Stanley		1400m	1400m	(0:12.30)				
4	15	MOENAVE	10	66.6	0:10.98	0:12.22 [8]	2.76L		0:35.11 +2	
		Tahlia Fenlon		1400m	1400m	(0:12.22)				
5	16	PHOENIX FLYER	16	65.9	0:11.08	0:12.16 [9]	3.07L		0:35.17 +1	
		Karl Zechner		1200m	1400m	(0:12.16)				
6	14	LE HEROS	8	68.9	0:10.64	0:12.58 [3]	3.19L		0:36.20 +1	
		Warwick Satherley		1400m	1400m	(0:12.58)				
7	8	MAJOR ARTIE	14	66.6	0:10.97	0:12.73 [6]	5L		0:36.00 +6	
		Nathan Thomas		1400m	1400m	(0:12.73)				
8	5	SOUTHERN STOCK	2	64.2	0:11.29	0:12.24 [11]	5.43L		0:35.40 +4	
		Corey Bayliss		1400m	1400m	(0:12.24)				
9	1	NAMAZU	6	68.2	0:10.71	0:12.81 [7]	6.28L		0:36.55 -8	
		Ashley Butler		1400m	1400m	(0:12.81)				
10	10	O'MUDGE	1	67.9	0:10.77	0:12.69 [10]	6.38L		0:36.31 -3	
		Melea Castle		1400m	1400m	(0:12.69)				

Scratched: Awol (#13), Savoury (#12), Hollywood North (#7)

[] Ranking at each section and finish
 -:-:- No data available at this section
 NA No data available

SCN Saddle cloth number
 DNF Did not finish
 DNT Did not track



Rockhampton QLD Professional

Race 10: TAB TATTERSALLS GOLD CUP OPEN Handicap - 1600m

30 June 2024 - 16:25



Track Rating: Soft 7, Weather: Overcast, Rail Position: +0.5m

Section				200m				Last 600m	
Field Times				0:12.10 (0:12.10)				0:35.66	
Rank	TAB	Horse/Jockey	Barrier	Top Speed [km/h]	Fastest Section	Margin			Distance Travelled [m]
11	9	ENUFF HE SAID Samantha Collett	7	69.0 1400m	0:10.64 1400m	0:13.57 [4] (0:13.57)	9.85L		0:37.31 +5
12	3	SAVVY LEGEND Ryan Wiggins	13	66.2 1400m	0:10.97 1400m	0:13.49 [12] (0:13.49)	13.31L		0:36.94 +2
13	6	THE DRILLER Sean Cormack	11	65.1 1400m	0:11.17 1400m	0:13.56 [13] (0:13.56)	18.01L		0:37.16 +4

Scratched: Awol (#13), Savoury (#12), Hollywood North (#7)

[] Ranking at each section and finish
 -:-:-:- No data available at this section
 NA No data available

SCN Saddle cloth number
 DNF Did not finish
 DNT Did not track



Horse/Jockey Name	Under The Cap
Final Rank	1
Fastest Section Time (Section)	0:10.93 (1400m)
Top Speed [km/h] (Section)	66.9 (1400m)
Race State	Finished



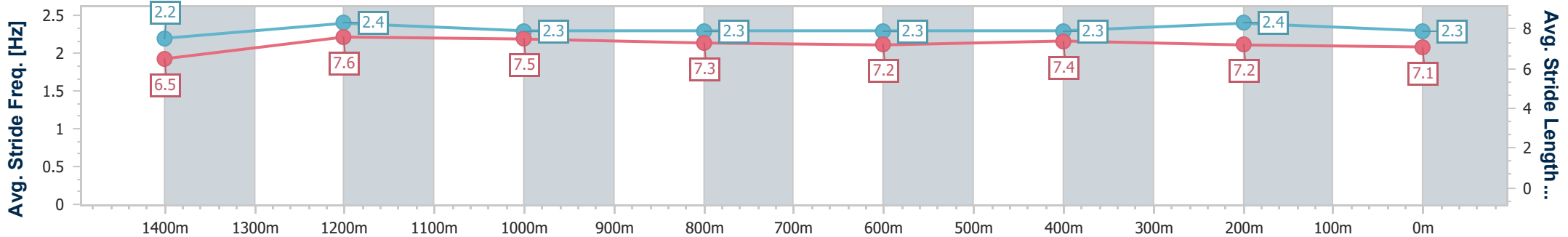
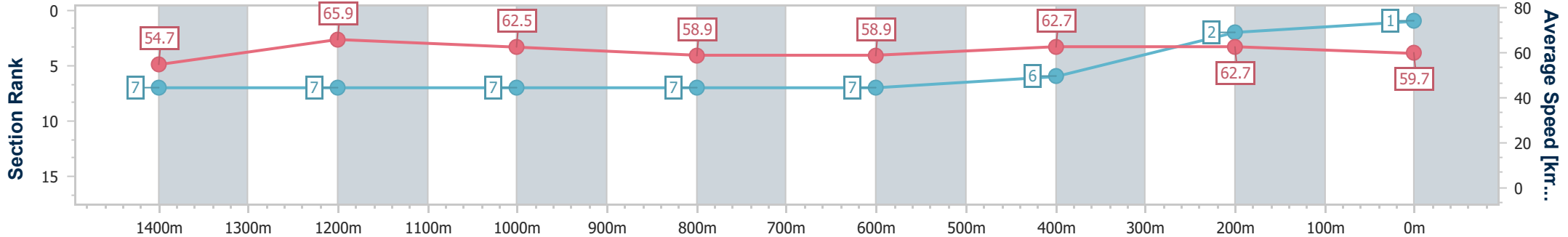
Rockhampton QLD Professional
Race 10: TAB TATTERSALLS GOLD CUP OPEN Handicap - 1600m

30 June 2024 - 16:25

Track Rating: Soft 7, Weather: Overcast, Rail Position: +0.5m



Section	Overall	1400m	1200m	1000m	800m	600m	400m	200m
Section Times	1:35.09 [1] (0:13.17)	1:21.92 [7] (0:10.93)	1:10.99 [7] (0:11.51)	0:59.48 [7] (0:12.12)	0:47.36 [7] (0:12.30)	0:35.06 [7] (0:11.51)	0:23.55 [6] (0:11.49)	0:12.06 [2] (0:12.06)
Average Speed [km/h]	54.7	65.9	62.5	58.9	58.9	62.7	62.7	59.7
Top Speed [km/h]	65.9	66.9	65.4	61.2	61.7	63.9	63.6	62.6
Avg. Dist. to Rail [m]	1.1	1.2	1.3	1.5	1.1	3.4	4.7	6.6
Avg. Stride Freq. [Hz]	2.2	2.4	2.3	2.3	2.3	2.3	2.4	2.3
Avg. Stride Length [m]	6.5	7.6	7.5	7.3	7.2	7.4	7.2	7.1



- [] Ranking at each section and finish
- .-.- No data available at this section
- NA No data available



Horse/Jockey Name	Sunfall
Final Rank	2
Fastest Section Time (Section)	0:10.77 (1400m)
Top Speed [km/h] (Section)	68.1 (1400m)
Race State	Finished



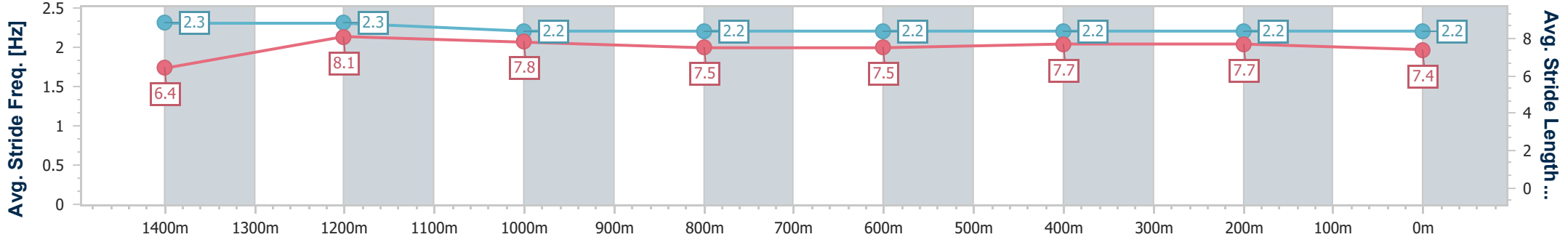
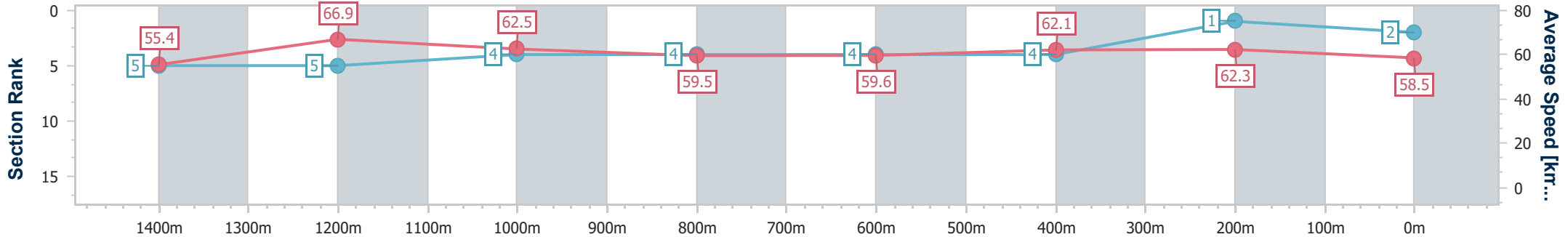
Rockhampton QLD Professional
Race 10: TAB TATTERSALLS GOLD CUP OPEN Handicap - 1600m

30 June 2024 - 16:25

Track Rating: Soft 7, Weather: Overcast, Rail Position: +0.5m



Section	Overall	1400m	1200m	1000m	800m	600m	400m	200m
Section Times	1:35.29 [2] (0:13.01)	1:22.28 [5] (0:10.77)	1:11.51 [5] (0:11.49)	1:00.02 [4] (0:12.13)	0:47.89 [4] (0:12.40)	0:35.49 [4] (0:11.62)	0:23.87 [4] (0:11.57)	0:12.30 [1] (0:12.30)
Average Speed [km/h]	55.4	66.9	62.5	59.5	59.6	62.1	62.3	58.5
Top Speed [km/h]	66.6	68.1	64.7	61.6	60.9	63.4	63.6	60.5
Avg. Dist. to Rail [m]	1.6	1.2	1.5	0.6	3.2	3.7	4.7	5.6
Avg. Stride Freq. [Hz]	2.3	2.3	2.2	2.2	2.2	2.2	2.2	2.2
Avg. Stride Length [m]	6.4	8.1	7.8	7.5	7.5	7.7	7.7	7.4



- [] Ranking at each section and finish
- .-.- No data available at this section
- NA No data available



Horse/Jockey Name	Alcyone
Final Rank	3
Fastest Section Time (Section)	0:10.99 (1400m)
Top Speed [km/h] (Section)	66.3 (1400m)
Race State	Finished



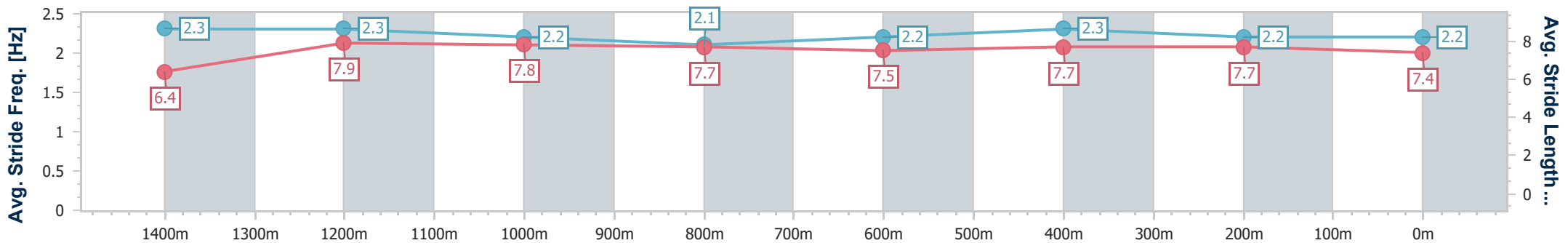
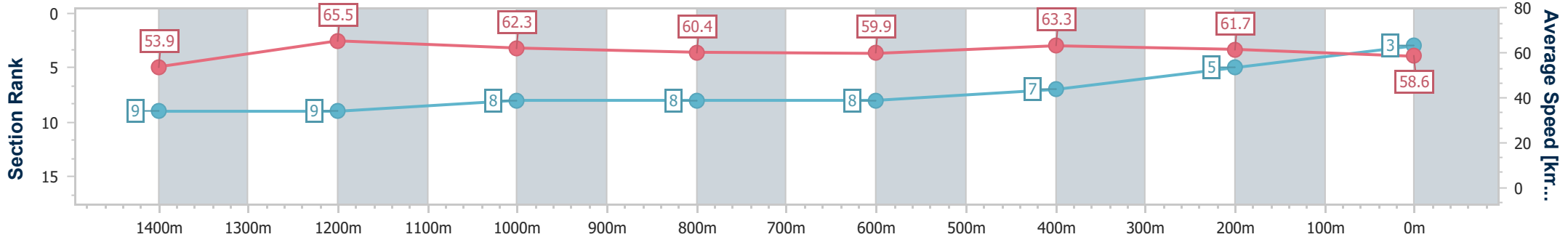
Rockhampton QLD Professional
Race 10: TAB TATTERSALLS GOLD CUP OPEN Handicap - 1600m

30 June 2024 - 16:25

Track Rating: Soft 7, Weather: Overcast, Rail Position: +0.5m



Section	Overall	1400m	1200m	1000m	800m	600m	400m	200m
Section Times	1:35.50 [3] (0:13.38)	1:22.12 [9] (0:10.99)	1:11.13 [9] (0:11.56)	0:59.57 [8] (0:11.95)	0:47.62 [8] (0:12.24)	0:35.38 [8] (0:11.43)	0:23.95 [7] (0:11.65)	0:12.30 [5] (0:12.30)
Average Speed [km/h]	53.9	65.5	62.3	60.4	59.9	63.3	61.7	58.6
Top Speed [km/h]	64.4	66.3	65.7	62.4	62.5	64.2	62.9	60.9
Avg. Dist. to Rail [m]	7.4	0.4	0.3	0.6	2.5	5.7	7.2	8.8
Avg. Stride Freq. [Hz]	2.3	2.3	2.2	2.1	2.2	2.3	2.2	2.2
Avg. Stride Length [m]	6.4	7.9	7.8	7.7	7.5	7.7	7.7	7.4



- [] Ranking at each section and finish
- .-.- No data available at this section
- NA No data available



Horse/Jockey Name	Moenave
Final Rank	4
Fastest Section Time (Section)	0:10.98 (1400m)
Top Speed [km/h] (Section)	66.6 (1400m)
Race State	Finished



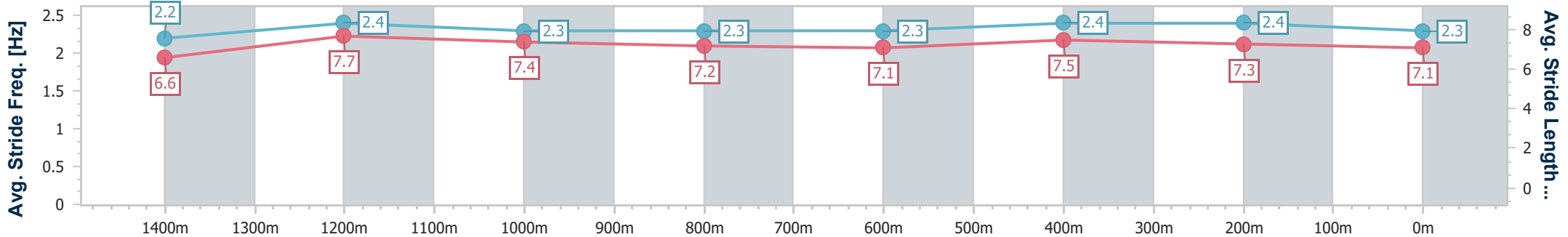
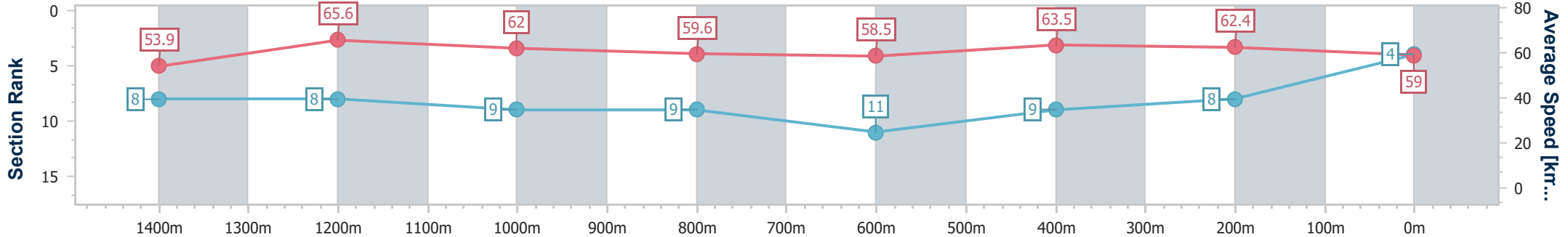
Rockhampton QLD Professional
Race 10: TAB TATTERSALLS GOLD CUP OPEN Handicap - 1600m

30 June 2024 - 16:25

Track Rating: Soft 7, Weather: Overcast, Rail Position: +0.5m



Section	Overall	1400m	1200m	1000m	800m	600m	400m	200m
Section Times	1:35.56 [4] (0:13.37)	1:22.19 [8] (0:10.98)	1:11.21 [8] (0:11.60)	0:59.61 [9] (0:12.01)	0:47.60 [9] (0:12.49)	0:35.11 [11] (0:11.35)	0:23.76 [9] (0:11.54)	0:12.22 [8] (0:12.22)
Average Speed [km/h]	53.9	65.6	62.0	59.6	58.5	63.5	62.4	59.0
Top Speed [km/h]	65.6	66.6	66.0	61.9	60.6	64.7	64.3	61.4
Avg. Dist. to Rail [m]	3.8	1.1	1.3	0.8	1.8	4.3	8.0	10.1
Avg. Stride Freq. [Hz]	2.2	2.4	2.3	2.3	2.3	2.4	2.4	2.3
Avg. Stride Length [m]	6.6	7.7	7.4	7.2	7.1	7.5	7.3	7.1



- [] Ranking at each section and finish
- .-.- No data available at this section
- NA No data available



Horse/Jockey Name	Phoenix Flyer
Final Rank	5
Fastest Section Time (Section)	0:11.08 (1400m)
Top Speed [km/h] (Section)	65.9 (1200m)
Race State	Finished



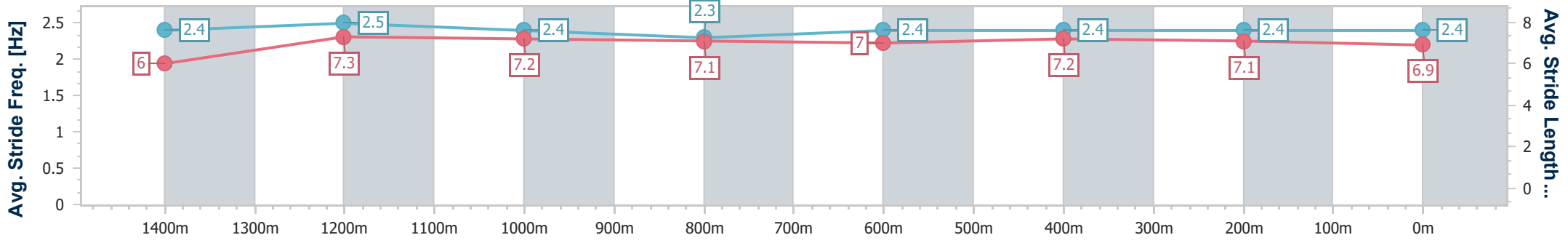
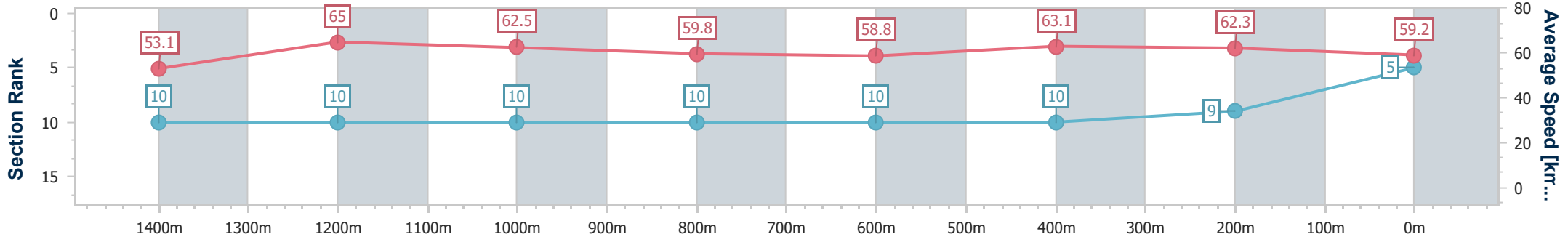
Rockhampton QLD Professional
Race 10: TAB TATTERSALLS GOLD CUP OPEN Handicap - 1600m

30 June 2024 - 16:25

Track Rating: Soft 7, Weather: Overcast, Rail Position: +0.5m



Section	Overall	1400m	1200m	1000m	800m	600m	400m	200m
Section Times	1:35.61 [5] (0:13.58)	1:22.03 [10] (0:11.08)	1:10.95 [10] (0:11.50)	0:59.45 [10] (0:11.92)	0:47.53 [10] (0:12.36)	0:35.17 [10] (0:11.45)	0:23.72 [10] (0:11.56)	0:12.16 [9] (0:12.16)
Average Speed [km/h]	53.1	65.0	62.5	59.8	58.8	63.1	62.3	59.2
Top Speed [km/h]	64.5	65.8	65.9	60.9	60.7	65.9	63.4	63.5
Avg. Dist. to Rail [m]	7.0	1.2	1.6	1.7	1.2	4.4	5.6	6.6
Avg. Stride Freq. [Hz]	2.4	2.5	2.4	2.3	2.4	2.4	2.4	2.4
Avg. Stride Length [m]	6.0	7.3	7.2	7.1	7.0	7.2	7.1	6.9



- [] Ranking at each section and finish
- .-.- No data available at this section
- NA No data available



Horse/Jockey Name	Le Heros
Final Rank	6
Fastest Section Time (Section)	0:10.64 (1400m)
Top Speed [km/h] (Section)	68.9 (1400m)
Race State	Finished



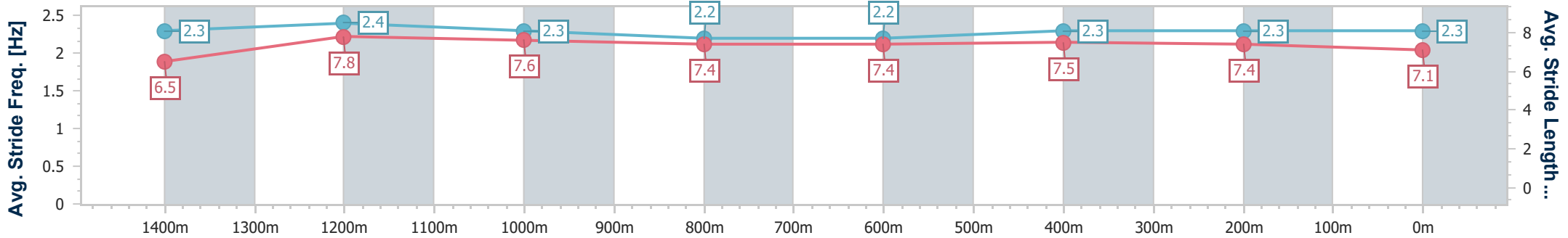
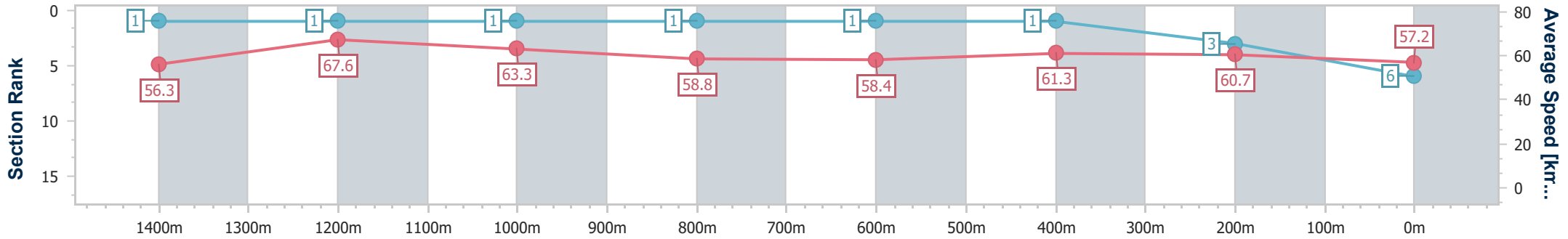
Rockhampton QLD Professional
Race 10: TAB TATTERSALLS GOLD CUP OPEN Handicap - 1600m

30 June 2024 - 16:25

Track Rating: Soft 7, Weather: Overcast, Rail Position: +0.5m



Section	Overall	1400m	1200m	1000m	800m	600m	400m	200m
Section Times	1:35.63 [6] (0:12.79)	1:22.84 [1] (0:10.64)	1:12.20 [1] (0:11.39)	1:00.81 [1] (0:12.20)	0:48.61 [1] (0:12.41)	0:36.20 [1] (0:11.75)	0:24.45 [1] (0:11.87)	0:12.58 [3] (0:12.58)
Average Speed [km/h]	56.3	67.6	63.3	58.8	58.4	61.3	60.7	57.2
Top Speed [km/h]	68.6	68.9	66.4	60.0	59.1	62.9	62.6	59.7
Avg. Dist. to Rail [m]	4.7	2.9	0.7	0.6	1.0	2.2	2.6	2.9
Avg. Stride Freq. [Hz]	2.3	2.4	2.3	2.2	2.2	2.3	2.3	2.3
Avg. Stride Length [m]	6.5	7.8	7.6	7.4	7.4	7.5	7.4	7.1



- [] Ranking at each section and finish
- .-.- No data available at this section
- NA No data available



Horse/Jockey Name	Major Artie
Final Rank	7
Fastest Section Time (Section)	0:10.97 (1400m)
Top Speed [km/h] (Section)	66.6 (1400m)
Race State	Finished



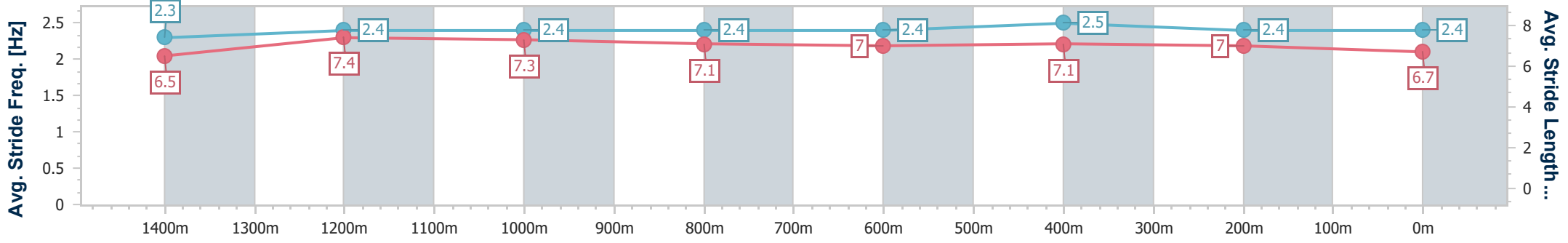
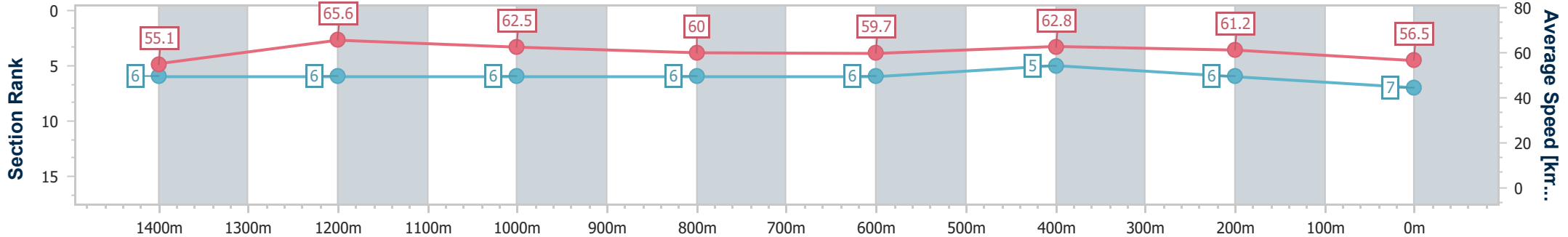
Rockhampton QLD Professional
Race 10: TAB TATTERSALLS GOLD CUP OPEN Handicap - 1600m

30 June 2024 - 16:25

Track Rating: Soft 7, Weather: Overcast, Rail Position: +0.5m



Section	Overall	1400m	1200m	1000m	800m	600m	400m	200m
Section Times	1:35.94 [7] (0:13.10)	1:22.84 [6] (0:10.97)	1:11.87 [6] (0:11.52)	1:00.35 [6] (0:12.12)	0:48.23 [6] (0:12.23)	0:36.00 [6] (0:11.51)	0:24.49 [5] (0:11.76)	0:12.73 [6] (0:12.73)
Average Speed [km/h]	55.1	65.6	62.5	60.0	59.7	62.8	61.2	56.5
Top Speed [km/h]	65.0	66.6	65.8	62.4	62.6	63.8	63.4	59.3
Avg. Dist. to Rail [m]	6.6	0.4	0.8	1.8	1.9	4.4	5.9	7.0
Avg. Stride Freq. [Hz]	2.3	2.4	2.4	2.4	2.4	2.5	2.4	2.4
Avg. Stride Length [m]	6.5	7.4	7.3	7.1	7.0	7.1	7.0	6.7



- [] Ranking at each section and finish
- .-.- No data available at this section
- NA No data available



Horse/Jockey Name	Southern Stock
Final Rank	8
Fastest Section Time (Section)	0:11.29 (1400m)
Top Speed [km/h] (Section)	64.2 (1400m)
Race State	Finished



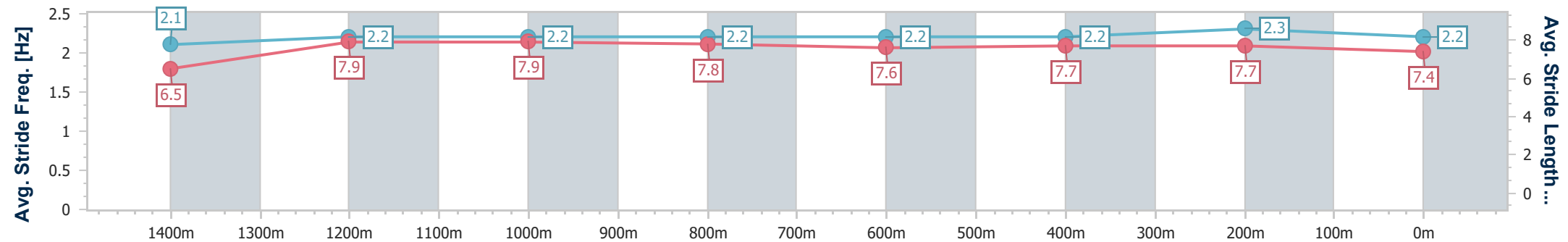
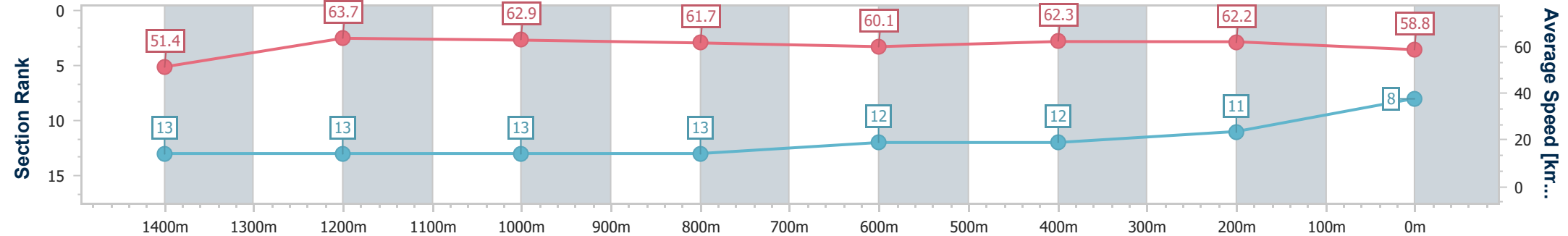
Rockhampton QLD Professional
Race 10: TAB TATTERSALLS GOLD CUP OPEN Handicap - 1600m

30 June 2024 - 16:25

Track Rating: Soft 7, Weather: Overcast, Rail Position: +0.5m



Section	Overall	1400m	1200m	1000m	800m	600m	400m	200m
Section Times	1:36.01 [8] (0:14.03)	1:21.98 [13] (0:11.29)	1:10.69 [13] (0:11.41)	0:59.28 [13] (0:11.62)	0:47.66 [13] (0:12.26)	0:35.40 [12] (0:11.58)	0:23.82 [12] (0:11.58)	0:12.24 [11] (0:12.24)
Average Speed [km/h]	51.4	63.7	62.9	61.7	60.1	62.3	62.2	58.8
Top Speed [km/h]	63.6	64.2	63.8	62.7	61.1	62.8	62.8	61.3
Avg. Dist. to Rail [m]	1.4	1.9	2.0	1.0	2.7	6.0	8.4	9.2
Avg. Stride Freq. [Hz]	2.1	2.2	2.2	2.2	2.2	2.2	2.3	2.2
Avg. Stride Length [m]	6.5	7.9	7.9	7.8	7.6	7.7	7.7	7.4



- [] Ranking at each section and finish
- .-.- No data available at this section
- NA No data available



Horse/Jockey Name	Namazu
Final Rank	9
Fastest Section Time (Section)	0:10.71 (1400m)
Top Speed [km/h] (Section)	68.2 (1400m)
Race State	Finished



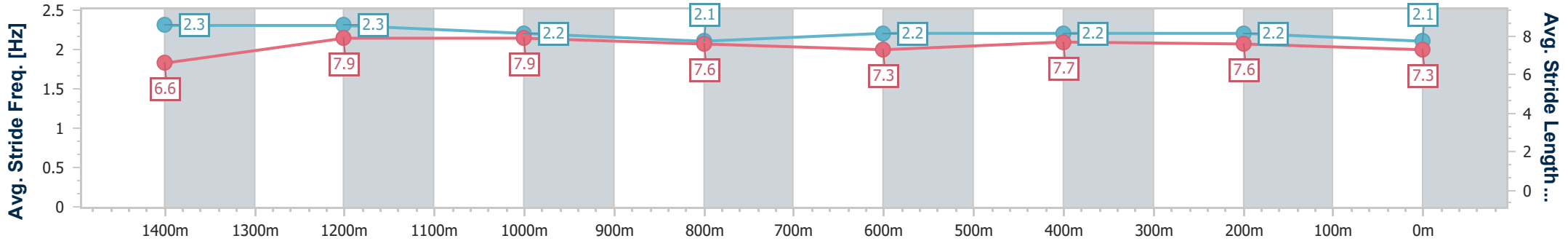
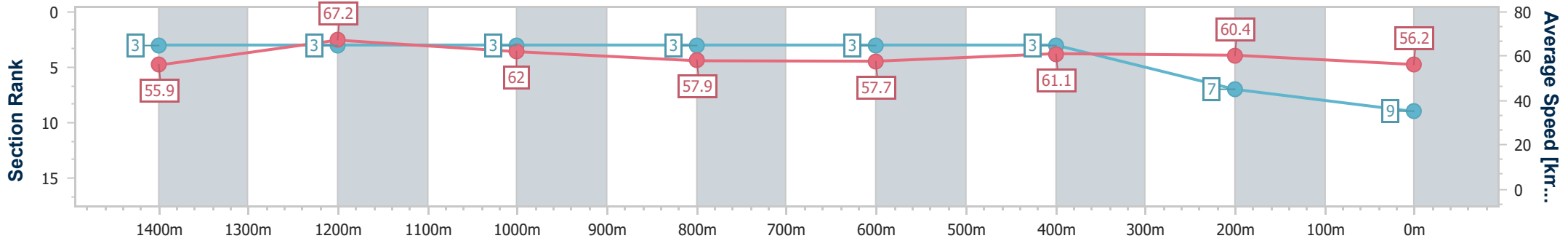
Rockhampton QLD Professional
Race 10: TAB TATTERSALLS GOLD CUP OPEN Handicap - 1600m

30 June 2024 - 16:25

Track Rating: Soft 7, Weather: Overcast, Rail Position: +0.5m



Section	Overall	1400m	1200m	1000m	800m	600m	400m	200m
Section Times	1:36.15 [9] (0:12.89)	1:23.26 [3] (0:10.71)	1:12.55 [3] (0:11.58)	1:00.97 [3] (0:12.09)	0:48.88 [3] (0:12.33)	0:36.55 [3] (0:11.81)	0:24.74 [3] (0:11.93)	0:12.81 [7] (0:12.81)
Average Speed [km/h]	55.9	67.2	62.0	57.9	57.7	61.1	60.4	56.2
Top Speed [km/h]	66.2	68.2	65.9	59.7	59.3	62.7	62.2	58.6
Avg. Dist. to Rail [m]	2.3	0.9	3.2	4.6	2.1	1.8	2.0	3.1
Avg. Stride Freq. [Hz]	2.3	2.3	2.2	2.1	2.2	2.2	2.2	2.1
Avg. Stride Length [m]	6.6	7.9	7.9	7.6	7.3	7.7	7.6	7.3



- [] Ranking at each section and finish
- .-.- No data available at this section
- NA No data available



Horse/Jockey Name	O'mudgee
Final Rank	10
Fastest Section Time (Section)	0:10.77 (1400m)
Top Speed [km/h] (Section)	67.9 (1400m)
Race State	Finished



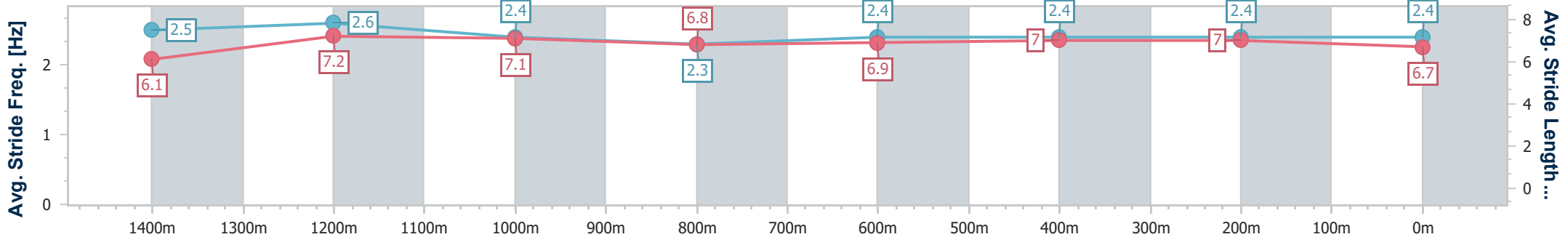
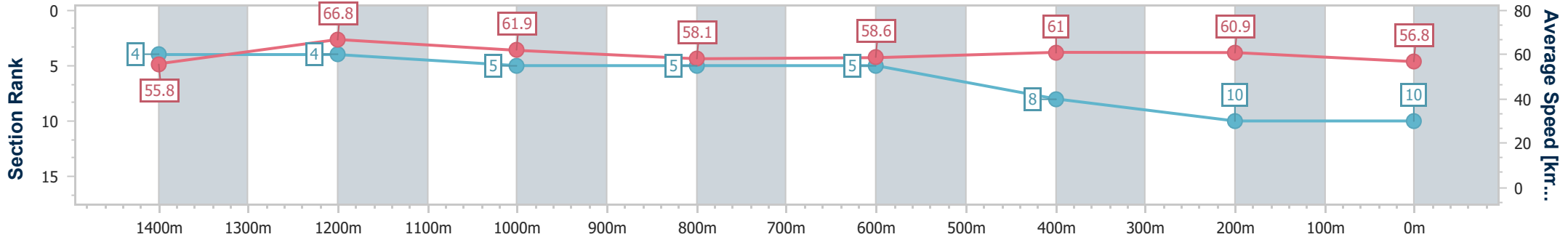
Rockhampton QLD Professional
Race 10: TAB TATTERSALLS GOLD CUP OPEN Handicap - 1600m

30 June 2024 - 16:25

Track Rating: Soft 7, Weather: Overcast, Rail Position: +0.5m



Section	Overall	1400m	1200m	1000m	800m	600m	400m	200m
Section Times	1:36.17 [10] (0:12.92)	1:23.25 [4] (0:10.77)	1:12.48 [4] (0:11.59)	1:00.89 [5] (0:12.23)	0:48.66 [5] (0:12.35)	0:36.31 [5] (0:11.79)	0:24.52 [8] (0:11.83)	0:12.69 [10] (0:12.69)
Average Speed [km/h]	55.8	66.8	61.9	58.1	58.6	61.0	60.9	56.8
Top Speed [km/h]	67.2	67.9	65.4	61.1	60.5	62.0	62.3	59.2
Avg. Dist. to Rail [m]	3.1	3.5	3.2	2.5	1.0	1.4	1.5	2.2
Avg. Stride Freq. [Hz]	2.5	2.6	2.4	2.3	2.4	2.4	2.4	2.4
Avg. Stride Length [m]	6.1	7.2	7.1	6.8	6.9	7.0	7.0	6.7



- [] Ranking at each section and finish
- .-.- No data available at this section
- NA No data available



Horse/Jockey Name	Enuff He Said
Final Rank	11
Fastest Section Time (Section)	0:10.64 (1400m)
Top Speed [km/h] (Section)	69.0 (1400m)
Race State	Finished



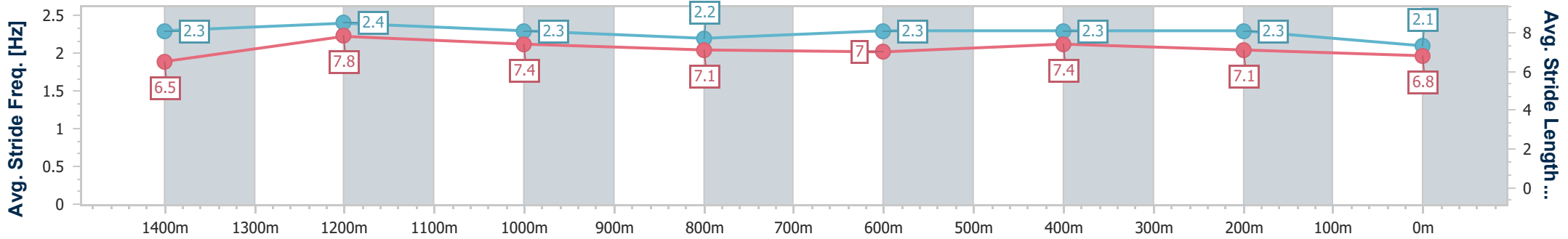
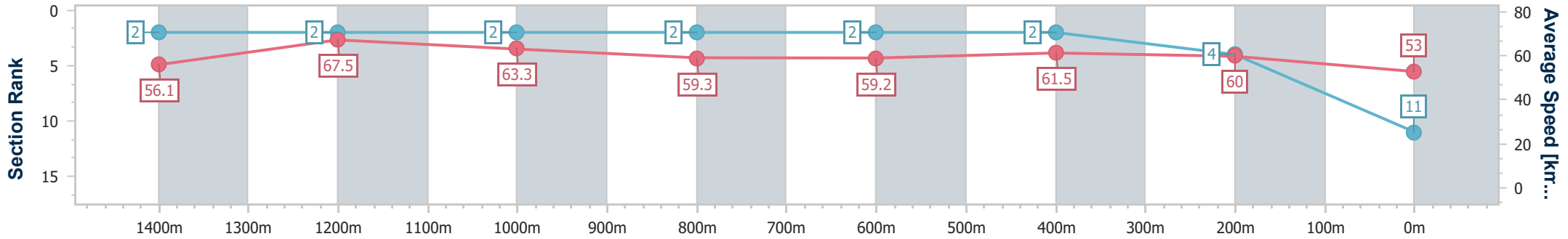
Rockhampton QLD Professional
Race 10: TAB TATTERSALLS GOLD CUP OPEN Handicap - 1600m

30 June 2024 - 16:25

Track Rating: Soft 7, Weather: Overcast, Rail Position: +0.5m



Section	Overall	1400m	1200m	1000m	800m	600m	400m	200m
Section Times	1:36.76 [11] (0:12.86)	1:23.90 [2] (0:10.64)	1:13.26 [2] (0:11.40)	1:01.86 [2] (0:12.17)	0:49.69 [2] (0:12.38)	0:37.31 [2] (0:11.75)	0:25.56 [2] (0:11.99)	0:13.57 [4] (0:13.57)
Average Speed [km/h]	56.1	67.5	63.3	59.3	59.2	61.5	60.0	53.0
Top Speed [km/h]	67.0	69.0	66.8	60.4	60.1	62.5	62.3	57.8
Avg. Dist. to Rail [m]	3.1	0.8	0.4	0.7	2.3	3.3	3.7	5.1
Avg. Stride Freq. [Hz]	2.3	2.4	2.3	2.2	2.3	2.3	2.3	2.1
Avg. Stride Length [m]	6.5	7.8	7.4	7.1	7.0	7.4	7.1	6.8



- [] Ranking at each section and finish
- .-.- No data available at this section
- NA No data available



Horse/Jockey Name	Savvy Legend
Final Rank	12
Fastest Section Time (Section)	0:10.97 (1400m)
Top Speed [km/h] (Section)	66.2 (1400m)
Race State	Finished



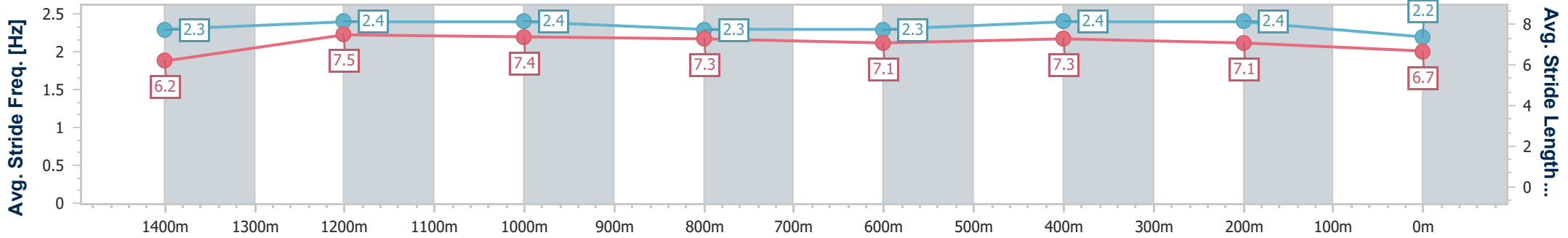
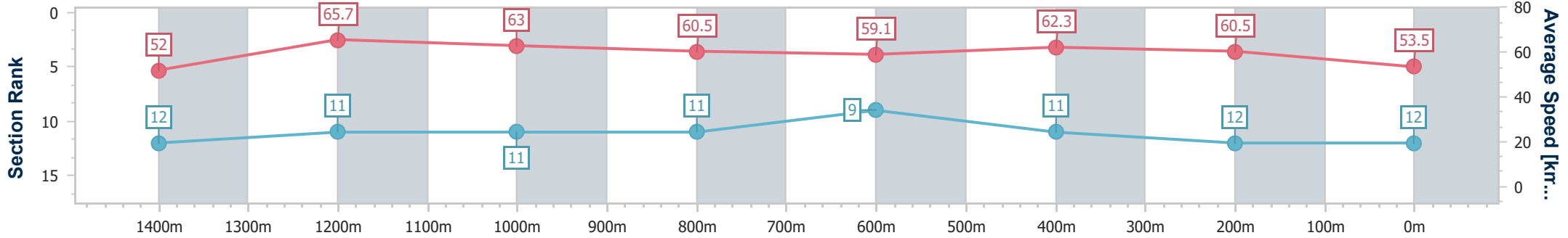
Rockhampton QLD Professional
Race 10: TAB TATTERSALLS GOLD CUP OPEN Handicap - 1600m

30 June 2024 - 16:25

Track Rating: Soft 7, Weather: Overcast, Rail Position: +0.5m



Section	Overall	1400m	1200m	1000m	800m	600m	400m	200m
Section Times	1:37.35 [12] (0:13.87)	1:23.48 [12] (0:10.97)	1:12.51 [11] (0:11.42)	1:01.09 [11] (0:11.87)	0:49.22 [11] (0:12.28)	0:36.94 [9] (0:11.58)	0:25.36 [11] (0:11.87)	0:13.49 [12] (0:13.49)
Average Speed [km/h]	52.0	65.7	63.0	60.5	59.1	62.3	60.5	53.5
Top Speed [km/h]	65.7	66.2	64.8	61.8	61.7	63.5	62.6	58.8
Avg. Dist. to Rail [m]	4.5	0.3	0.1	0.5	1.1	3.8	5.9	7.4
Avg. Stride Freq. [Hz]	2.3	2.4	2.4	2.3	2.3	2.4	2.4	2.2
Avg. Stride Length [m]	6.2	7.5	7.4	7.3	7.1	7.3	7.1	6.7



- [] Ranking at each section and finish
- .-.- No data available at this section
- NA No data available



Horse/Jockey Name	The Driller
Final Rank	13
Fastest Section Time (Section)	0:11.17 (1400m)
Top Speed [km/h] (Section)	65.1 (1400m)
Race State	Finished



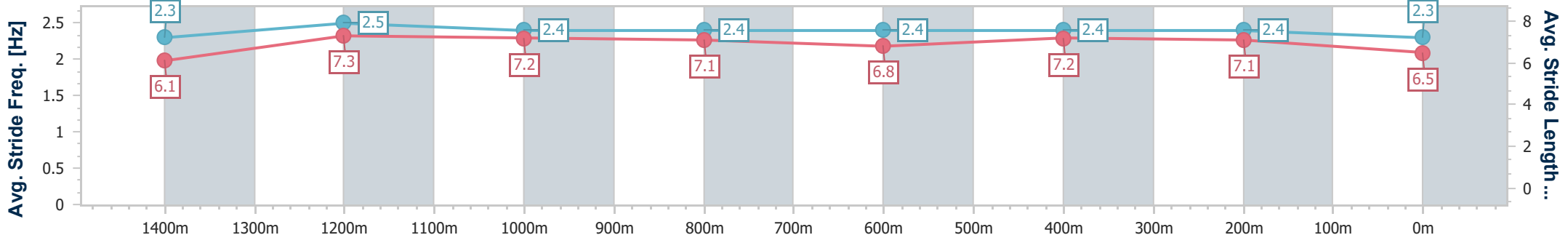
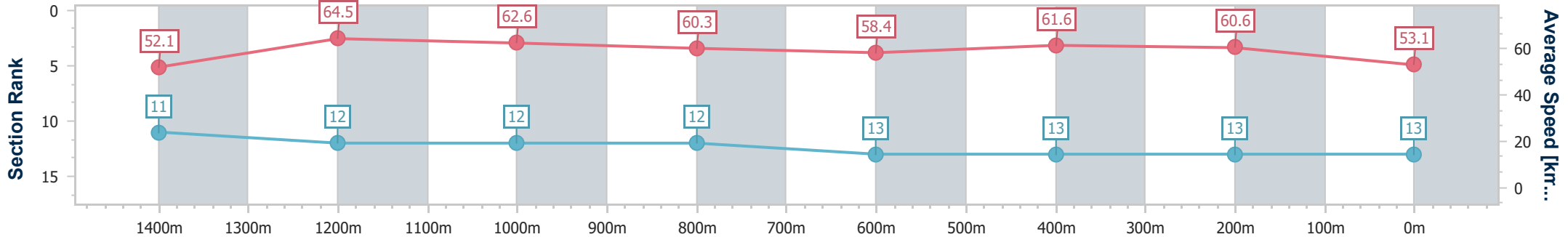
Rockhampton QLD Professional
Race 10: TAB TATTERSALLS GOLD CUP OPEN Handicap - 1600m

30 June 2024 - 16:25

Track Rating: Soft 7, Weather: Overcast, Rail Position: +0.5m



Section	Overall	1400m	1200m	1000m	800m	600m	400m	200m
Section Times	1:38.15 [13] (0:13.82)	1:24.33 [11] (0:11.17)	1:13.16 [12] (0:11.47)	1:01.69 [12] (0:11.85)	0:49.84 [12] (0:12.68)	0:37.16 [13] (0:11.70)	0:25.46 [13] (0:11.90)	0:13.56 [13] (0:13.56)
Average Speed [km/h]	52.1	64.5	62.6	60.3	58.4	61.6	60.6	53.1
Top Speed [km/h]	64.5	65.1	65.1	61.5	61.1	62.3	61.8	59.0
Avg. Dist. to Rail [m]	3.6	2.2	2.9	1.9	3.2	4.9	4.3	5.4
Avg. Stride Freq. [Hz]	2.3	2.5	2.4	2.4	2.4	2.4	2.4	2.3
Avg. Stride Length [m]	6.1	7.3	7.2	7.1	6.8	7.2	7.1	6.5



- [] Ranking at each section and finish
- .-.- No data available at this section
- NA No data available