



Rockhampton QLD Professional

Race 1: MARK BUNT MENSWEAR BENCHMARK 65 Handicap - 1802m

30 June 2024 - 10:55



Track Rating: Heavy 8, Weather: Overcast, Rail Position: +0.5m

Section		Overall	1600m	1400m	1200m	1000m	800m	600m	Last 600m				
Field Times		1:50.37 (0:14.46)	1:35.91 (0:11.86)	1:24.05 (0:11.81)	1:12.24 (0:11.98)	1:00.26 (0:11.98)	0:48.28 (0:12.33)	0:35.95 (0:11.61)	0:35.95				
Rank	TAB Horse/Jockey	Barrier	Top Speed [km/h]	Fastest Section									Distance Travelled [m]
1	1 TAVIS TOWN Sean Cormack	7	64.2 600m	0:11.59 600m	1:50.37 [1] (0:14.71)	1:35.66 [2] (0:11.88)	1:23.78 [2] (0:11.75)	1:12.03 [2] (0:11.93)	1:00.10 [2] (0:11.87)	0:48.23 [2] (0:12.30)	0:35.93 [2] (0:11.59)	0:35.93	
2	4 SEERESS Tahlia Fenlon	4	64.7 600m	0:11.34 600m	1:50.40 [2] (0:15.10)	1:35.30 [5] (0:11.94)	1:23.36 [5] (0:11.68)	1:11.68 [5] (0:12.03)	0:59.65 [6] (0:11.98)	0:47.67 [6] (0:12.18)	0:35.49 [5] (0:11.34)	0:35.49	-4
3	6 BRAND NEW Justin Stanley	3	63.4 1600m	0:11.74 600m	1:50.72 [3] (0:14.46)	1:36.26 [1] (0:11.86)	1:24.40 [1] (0:11.81)	1:12.59 [1] (0:11.98)	1:00.61 [1] (0:11.98)	0:48.63 [1] (0:12.33)	0:36.30 [1] (0:11.74)	0:36.30	-2
4	2 MURRAJONG ROAD Justin Huxtable	1	63.6 600m	0:11.63 600m	1:50.86 [4] (0:14.75)	1:36.11 [3] (0:12.00)	1:24.11 [4] (0:11.78)	1:12.33 [4] (0:12.00)	1:00.33 [4] (0:11.93)	0:48.40 [4] (0:12.16)	0:36.24 [3] (0:11.63)	0:36.24	-6
5	5 FLAMENCO ROSE Chris McIver	5	64.6 600m	0:11.40 600m	1:51.74 [5] (0:15.11)	1:36.63 [6] (0:11.93)	1:24.70 [6] (0:11.80)	1:12.90 [6] (0:11.90)	1:01.00 [5] (0:11.80)	0:49.20 [5] (0:12.40)	0:36.80 [6] (0:11.40)	0:36.80	+3
6	3 RANGI TOA Brendon Newport	2	63.3 600m	0:11.60 600m	1:51.99 [6] (0:14.78)	1:37.21 [4] (0:11.97)	1:25.24 [3] (0:11.75)	1:13.49 [3] (0:11.94)	1:01.55 [3] (0:11.90)	0:49.65 [3] (0:12.33)	0:37.32 [4] (0:11.60)	0:37.32	+1

Scratched: Whatjeudoin' (#7), Girramay (#8)

[] Ranking at each section and finish
 -:-:- No data available at this section
 NA No data available

SCN Saddle cloth number
 DNF Did not finish
 DNT Did not track



Rockhampton QLD Professional

Race 1: MARK BUNT MENSWEAR BENCHMARK 65 Handicap - 1802m

30 June 2024 - 10:55



Track Rating: Heavy 8, Weather: Overcast, Rail Position: +0.5m

Section				400m	200m			Last 600m		
Field Times				0:24.34 (0:11.79)	0:12.55 (0:12.55)			0:35.95		
Rank	TAB	Horse/Jockey	Barrier	Top Speed [km/h]	Fastest Section	Margin				Distance Travelled [m]
1	1	TAVIS TOWN Sean Cormack	7	64.2 600m	0:11.59 600m	0:24.34 [1] (0:11.79)	0:12.55 [1] (0:12.55)	1:50.37	0:35.93	
2	4	SEERESS Tahlia Fenlon	4	64.7 600m	0:11.34 600m	0:24.15 [4] (0:11.74)	0:12.41 [3] (0:12.41)	0.15L	0:35.49	-4
3	6	BRAND NEW Justin Stanley	3	63.4 1600m	0:11.74 600m	0:24.56 [2] (0:11.78)	0:12.78 [2] (0:12.78)	2.02L	0:36.30	-2
4	2	MURRAJONG ROAD Justin Huxtable	1	63.6 600m	0:11.63 600m	0:24.61 [3] (0:11.81)	0:12.80 [4] (0:12.80)	2.89L	0:36.24	-6
5	5	FLAMENCO ROSE Chris McIver	5	64.6 600m	0:11.40 600m	0:25.40 [6] (0:12.01)	0:13.39 [5] (0:13.39)	8.04L	0:36.80	+3
6	3	RANGI TOA Brendon Newport	2	63.3 600m	0:11.60 600m	0:25.72 [5] (0:12.22)	0:13.50 [6] (0:13.50)	9.53L	0:37.32	+1

Scratched: Whatjeudoin' (#7), Girramay (#8)



Horse/Jockey Name	Tavis Town
Final Rank	1
Fastest Section Time (Section)	0:11.59 (600m)
Top Speed [km/h] (Section)	64.2 (600m)
Race State	Finished



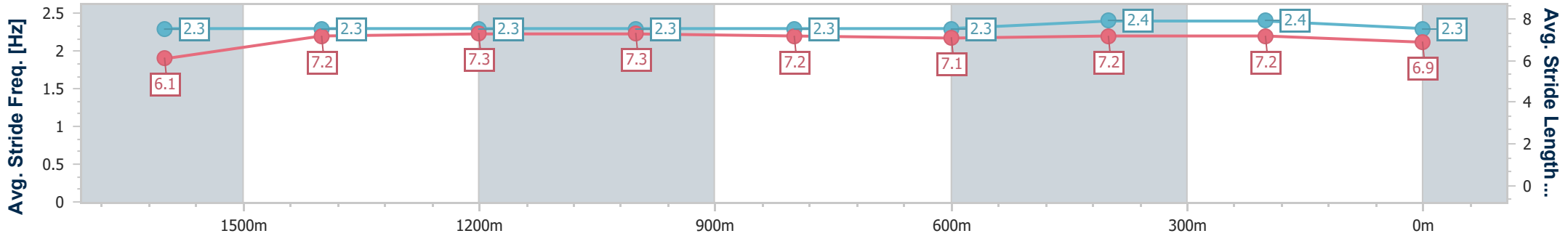
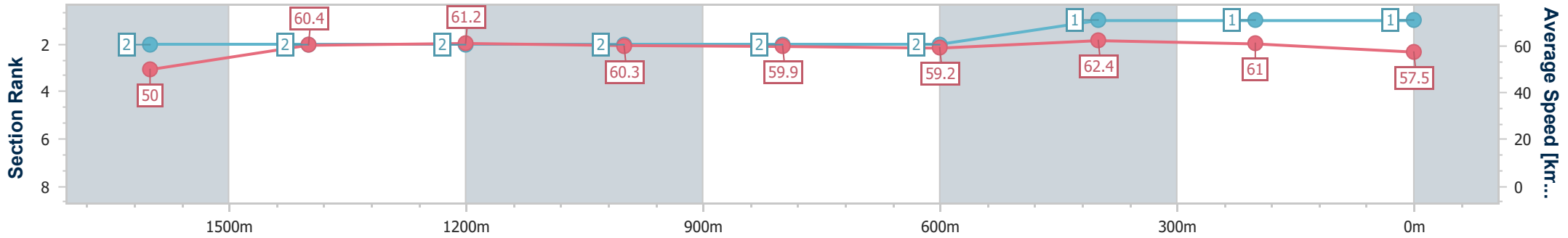
Rockhampton QLD Professional
Race 1: MARK BUNT MENSWEAR BENCHMARK 65 Handicap - 1802m

30 June 2024 - 10:55



Track Rating: Heavy 8, Weather: Overcast, Rail Position: +0.5m

Section	Overall	1600m	1400m	1200m	1000m	800m	600m	400m	200m
Section Times	1:50.37 [1] (0:14.71)	1:35.66 [2] (0:11.88)	1:23.78 [2] (0:11.75)	1:12.03 [2] (0:11.93)	1:00.10 [2] (0:11.87)	0:48.23 [2] (0:12.30)	0:35.93 [2] (0:11.59)	0:24.34 [1] (0:11.79)	0:12.55 [1] (0:12.55)
Average Speed [km/h]	50.0	60.4	61.2	60.3	59.9	59.2	62.4	61.0	57.5
Top Speed [km/h]	60.3	61.6	61.7	61.0	60.9	61.1	64.2	63.4	60.1
Avg. Dist. to Rail [m]	5.9	2.1	1.2	1.3	1.5	1.8	2.4	2.4	2.9
Avg. Stride Freq. [Hz]	2.3	2.3	2.3	2.3	2.3	2.3	2.4	2.4	2.3
Avg. Stride Length [m]	6.1	7.2	7.3	7.3	7.2	7.1	7.2	7.2	6.9



- [] Ranking at each section and finish
- .-.- No data available at this section
- NA No data available



Horse/Jockey Name	Seeress
Final Rank	2
Fastest Section Time (Section)	0:11.34 (600m)
Top Speed [km/h] (Section)	64.7 (600m)
Race State	Finished



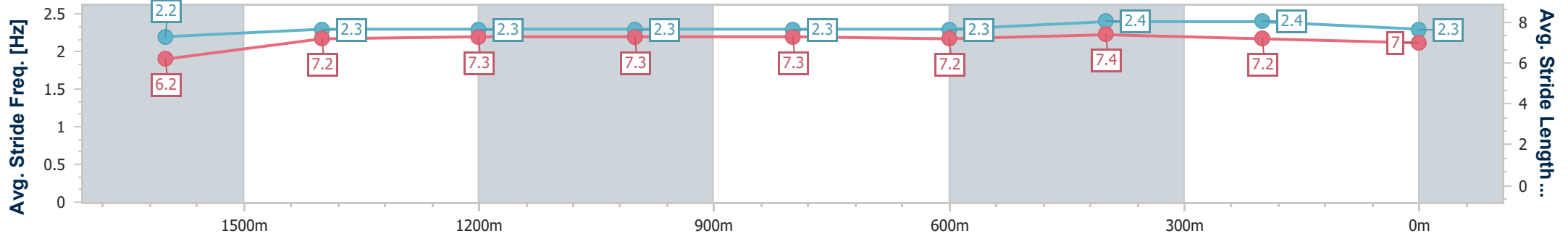
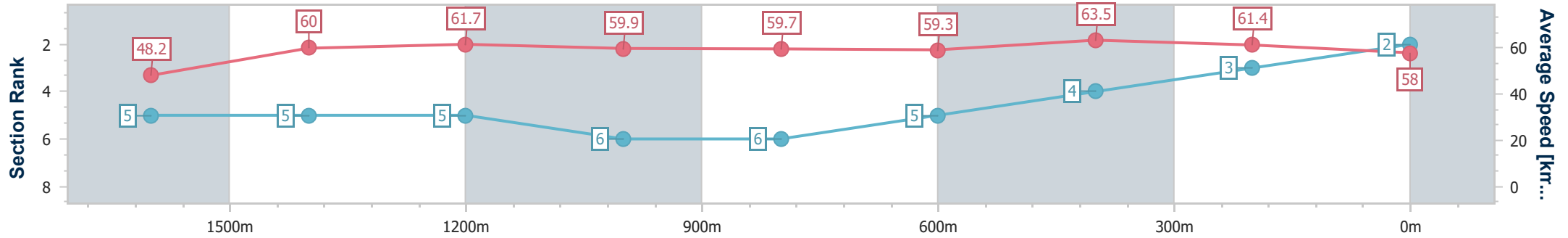
Rockhampton QLD Professional
Race 1: MARK BUNT MENSWEAR BENCHMARK 65 Handicap - 1802m

30 June 2024 - 10:55



Track Rating: Heavy 8, Weather: Overcast, Rail Position: +0.5m

Section	Overall	1600m	1400m	1200m	1000m	800m	600m	400m	200m
Section Times	1:50.40 [2] (0:15.10)	1:35.30 [5] (0:11.94)	1:23.36 [5] (0:11.68)	1:11.68 [5] (0:12.03)	0:59.65 [6] (0:11.98)	0:47.67 [6] (0:12.18)	0:35.49 [5] (0:11.34)	0:24.15 [4] (0:11.74)	0:12.41 [3] (0:12.41)
Average Speed [km/h]	48.2	60.0	61.7	59.9	59.7	59.3	63.5	61.4	58.0
Top Speed [km/h]	57.3	61.6	64.1	60.9	61.2	62.5	64.7	63.0	60.6
Avg. Dist. to Rail [m]	5.4	2.4	1.3	0.6	1.0	1.3	1.7	2.8	3.9
Avg. Stride Freq. [Hz]	2.2	2.3	2.3	2.3	2.3	2.3	2.4	2.4	2.3
Avg. Stride Length [m]	6.2	7.2	7.3	7.3	7.3	7.2	7.4	7.2	7.0



- [] Ranking at each section and finish
- .-.- No data available at this section
- NA No data available



Horse/Jockey Name	Brand New
Final Rank	3
Fastest Section Time (Section)	0:11.74 (600m)
Top Speed [km/h] (Section)	63.4 (1600m)
Race State	Finished



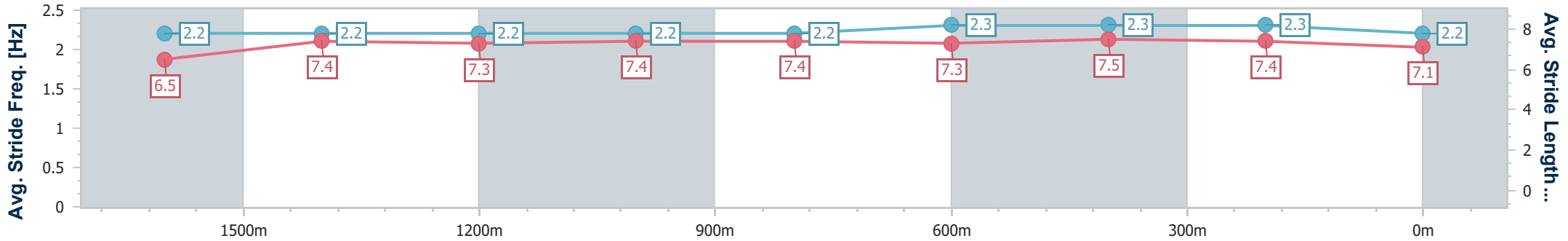
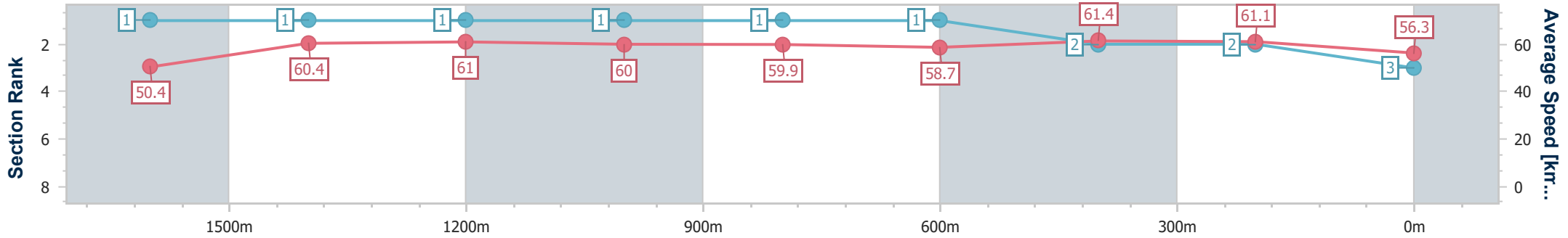
Rockhampton QLD Professional
Race 1: MARK BUNT MENSWEAR BENCHMARK 65 Handicap - 1802m

30 June 2024 - 10:55



Track Rating: Heavy 8, Weather: Overcast, Rail Position: +0.5m

Section	Overall	1600m	1400m	1200m	1000m	800m	600m	400m	200m				
Section Times	1:50.72 [3] (0:14.46)	1:36.26 [1] (0:11.86)	1:24.40 [1] (0:11.81)	1:12.59 [1] (0:11.98)	1:00.61 [1] (0:11.98)	0:48.63 [1] (0:12.33)	0:36.30 [1] (0:11.74)	0:24.56 [2] (0:11.78)	0:12.78 [2] (0:12.78)				
Average Speed [km/h]	50.4	60.4	61.0	60.0	59.9	58.7	61.4	61.1	56.3				
Top Speed [km/h]	59.0	63.4	62.0	60.6	62.2	60.8	62.0	62.8	59.2				
Avg. Dist. to Rail [m]	5.0	2.1	0.8	1.2	0.8	0.8	0.5	0.5	1.4				
Avg. Stride Freq. [Hz]	2.2	2.2	2.2	2.2	2.2	2.3	2.3	2.3	2.2				
Avg. Stride Length [m]	6.5	7.4	7.3	7.4	7.4	7.3	7.5	7.4	7.1				



- [] Ranking at each section and finish
- .-.- No data available at this section
- NA No data available



Horse/Jockey Name	Murrajong Road
Final Rank	4
Fastest Section Time (Section)	0:11.63 (600m)
Top Speed [km/h] (Section)	63.6 (600m)
Race State	Finished



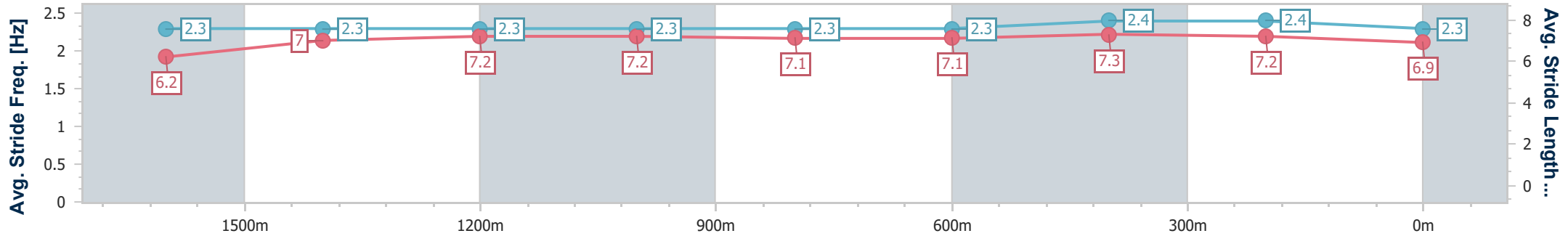
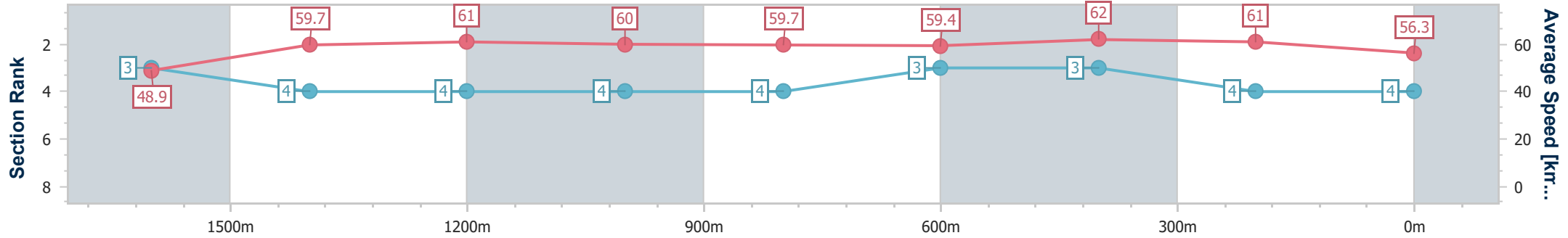
Rockhampton QLD Professional
Race 1: MARK BUNT MENSWEAR BENCHMARK 65 Handicap - 1802m



30 June 2024 - 10:55

Track Rating: Heavy 8, Weather: Overcast, Rail Position: +0.5m

Section	Overall	1600m	1400m	1200m	1000m	800m	600m	400m	200m
Section Times	1:50.86 [4] (0:14.75)	1:36.11 [3] (0:12.00)	1:24.11 [4] (0:11.78)	1:12.33 [4] (0:12.00)	1:00.33 [4] (0:11.93)	0:48.40 [4] (0:12.16)	0:36.24 [3] (0:11.63)	0:24.61 [3] (0:11.81)	0:12.80 [4] (0:12.80)
Average Speed [km/h]	48.9	59.7	61.0	60.0	59.7	59.4	62.0	61.0	56.3
Top Speed [km/h]	58.0	61.2	62.6	61.2	61.0	63.1	63.6	62.7	58.9
Avg. Dist. to Rail [m]	4.0	2.6	2.7	1.9	1.5	1.1	1.6	2.5	4.5
Avg. Stride Freq. [Hz]	2.3	2.3	2.3	2.3	2.3	2.3	2.4	2.4	2.3
Avg. Stride Length [m]	6.2	7.0	7.2	7.2	7.1	7.1	7.3	7.2	6.9



- [] Ranking at each section and finish
- .-.- No data available at this section
- NA No data available



Horse/Jockey Name	Flamenco Rose
Final Rank	5
Fastest Section Time (Section)	0:11.40 (600m)
Top Speed [km/h] (Section)	64.6 (600m)
Race State	Finished



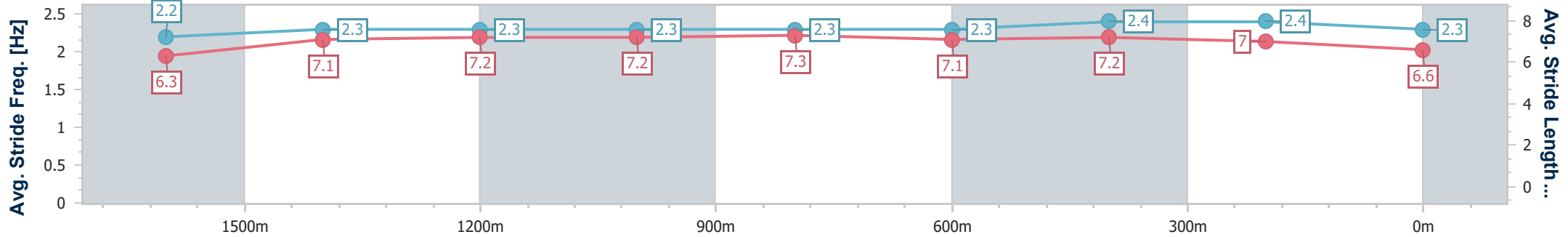
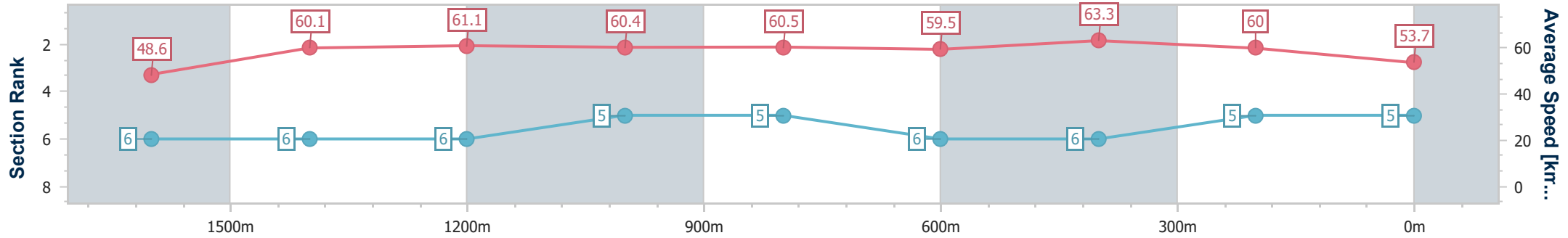
Rockhampton QLD Professional
Race 1: MARK BUNT MENSWEAR BENCHMARK 65 Handicap - 1802m

30 June 2024 - 10:55



Track Rating: Heavy 8, Weather: Overcast, Rail Position: +0.5m

Section	Overall	1600m	1400m	1200m	1000m	800m	600m	400m	200m
Section Times	1:51.74 [5] (0:15.11)	1:36.63 [6] (0:11.93)	1:24.70 [6] (0:11.80)	1:12.90 [6] (0:11.90)	1:01.00 [5] (0:11.80)	0:49.20 [5] (0:12.40)	0:36.80 [6] (0:11.40)	0:25.40 [6] (0:12.01)	0:13.39 [5] (0:13.39)
Average Speed [km/h]	48.6	60.1	61.1	60.4	60.5	59.5	63.3	60.0	53.7
Top Speed [km/h]	57.8	62.2	62.6	61.1	61.2	62.7	64.6	64.0	57.6
Avg. Dist. to Rail [m]	5.5	1.7	1.3	1.3	1.4	2.9	4.3	5.4	5.5
Avg. Stride Freq. [Hz]	2.2	2.3	2.3	2.3	2.3	2.3	2.4	2.4	2.3
Avg. Stride Length [m]	6.3	7.1	7.2	7.2	7.3	7.1	7.2	7.0	6.6



- [] Ranking at each section and finish
- .-.- No data available at this section
- NA No data available



Horse/Jockey Name	Rangi Toa
Final Rank	6
Fastest Section Time (Section)	0:11.60 (600m)
Top Speed [km/h] (Section)	63.3 (600m)
Race State	Finished



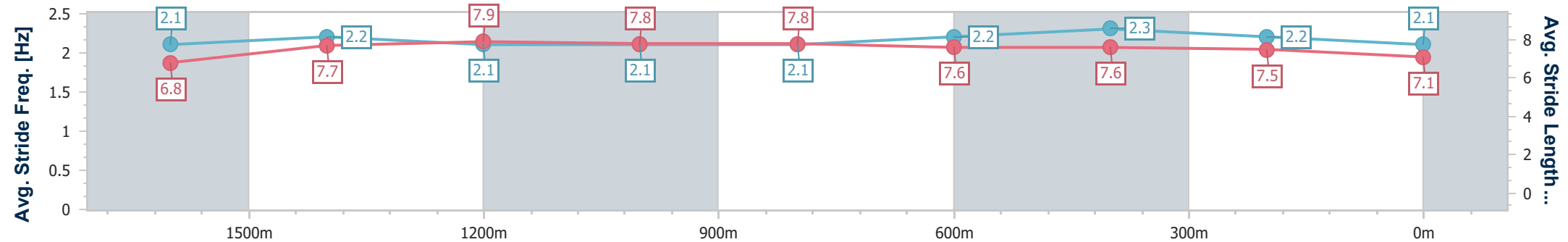
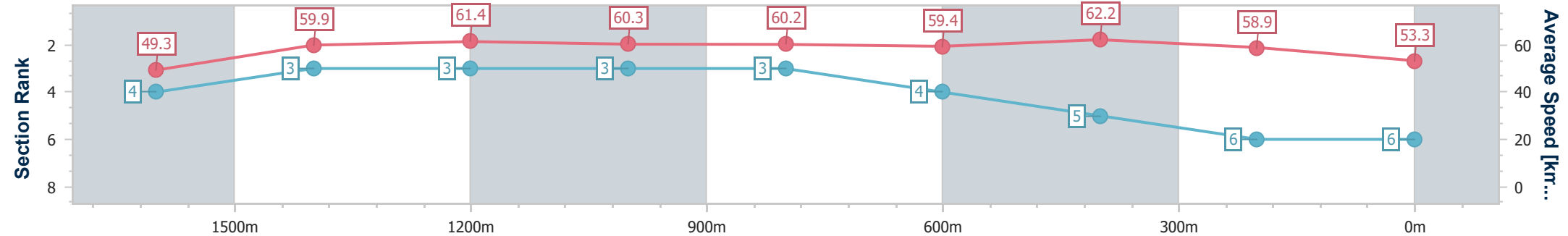
Rockhampton QLD Professional
Race 1: MARK BUNT MENSWEAR BENCHMARK 65 Handicap - 1802m

30 June 2024 - 10:55



Track Rating: Heavy 8, Weather: Overcast, Rail Position: +0.5m

Section	Overall	1600m	1400m	1200m	1000m	800m	600m	400m	200m				
Section Times	1:51.99 [6] (0:14.78)	1:37.21 [4] (0:11.97)	1:25.24 [3] (0:11.75)	1:13.49 [3] (0:11.94)	1:01.55 [3] (0:11.90)	0:49.65 [3] (0:12.33)	0:37.32 [4] (0:11.60)	0:25.72 [5] (0:12.22)	0:13.50 [6] (0:13.50)				
Average Speed [km/h]	49.3	59.9	61.4	60.3	60.2	59.4	62.2	58.9	53.3				
Top Speed [km/h]	58.3	61.5	62.4	61.2	60.7	61.0	63.3	61.9	56.9				
Avg. Dist. to Rail [m]	3.9	0.8	0.2	0.1	0.6	1.9	4.7	6.3	6.4				
Avg. Stride Freq. [Hz]	2.1	2.2	2.1	2.1	2.1	2.2	2.3	2.2	2.1				
Avg. Stride Length [m]	6.8	7.7	7.9	7.8	7.8	7.6	7.6	7.5	7.1				



- [] Ranking at each section and finish
- .-.- No data available at this section
- NA No data available