



# Eagle Farm QLD Professional

## Race 3: EDWARD STREET BENCHMARK 85 Handicap - 1200m

29 June 2024 - 12:55



BRISBANE  
RACING CLUB

Track Rating: Good 4, Weather: Fine, Rail Position: +6m 1600m-1000m; +7m Remainder

Section												Last 600m		
Field Times		Overall	1000m	800m	600m	400m	200m						0:33.38	
		1:09.47 (0:13.43)	0:56.04 (0:11.02)	0:45.02 (0:11.64)	0:33.38 (0:11.38)	0:22.00 (0:10.58)	0:11.42 (0:11.42)							
Rank	TAB	Horse/Jockey	Barrier	Top Speed [km/h]	Fastest Section							Margin	Distance Travelled [m]	
1	11	HIDDEN WEALTH Tommy Berry	17	69.5 1000m	0:10.58 400m	1:09.47 [1] (0:13.43)	0:56.04 [1] (0:11.02)	0:45.02 [1] (0:11.64)	0:33.38 [1] (0:11.38)	0:22.00 [1] (0:10.58)	0:11.42 [1] (0:11.42)	1:09.47	0:33.38	
2	17	MY SNOW QUEEN Angela Jones	14	67.0 Overall	0:10.88 400m	1:10.27 [2] (0:13.49)	0:56.78 [3] (0:11.09)	0:45.69 [2] (0:11.64)	0:34.05 [2] (0:11.49)	0:22.56 [2] (0:10.88)	0:11.68 [2] (0:11.68)	4.72L	0:34.05	+6
3	10	CONSTANT FLIGHT Dylan Gibbons	10	67.3 Overall	0:10.91 400m	1:10.40 [3] (0:13.47)	0:56.93 [2] (0:11.18)	0:45.75 [3] (0:11.68)	0:34.07 [3] (0:11.46)	0:22.61 [3] (0:10.91)	0:11.70 [3] (0:11.70)	5.46L	0:34.07	-3
4	4	MILLANE Tim Clark	13	68.2 400m	0:10.72 400m	1:10.44 [4] (0:14.43)	0:56.01 [10] (0:11.35)	0:44.66 [10] (0:11.31)	0:33.35 [10] (0:11.23)	0:22.12 [10] (0:10.72)	0:11.40 [8] (0:11.40)	5.73L	0:33.35	+2
5	8	PIZARRO James Orman	1	68.2 400m	0:10.74 400m	1:10.45 [5] (0:14.37)	0:56.08 [9] (0:11.21)	0:44.87 [9] (0:11.39)	0:33.48 [9] (0:11.30)	0:22.18 [9] (0:10.74)	0:11.44 [7] (0:11.44)	5.78L	0:33.48	-1
6	13	TSUNAMI SAM Tahlia Fenlon	5	67.7 400m	0:10.79 400m	1:10.47 [6] (0:13.85)	0:56.62 [4] (0:11.12)	0:45.50 [5] (0:11.52)	0:33.98 [4] (0:11.51)	0:22.47 [5] (0:10.79)	0:11.68 [5] (0:11.68)	5.85L	0:33.98	+3
7	5	THE VOWELS Ryan Maloney	6	67.2 400m	0:10.92 400m	1:10.48 [7] (0:14.06)	0:56.42 [6] (0:11.19)	0:45.23 [7] (0:11.44)	0:33.79 [6] (0:11.33)	0:22.46 [6] (0:10.92)	0:11.54 [6] (0:11.54)	5.92L	0:33.79	+2
8	16	NANAGUI Blake Shinn	4	67.2 400m	0:10.82 400m	1:10.48 [8] (0:13.85)	0:56.63 [5] (0:11.07)	0:45.56 [4] (0:11.60)	0:33.96 [5] (0:11.41)	0:22.55 [4] (0:10.82)	0:11.73 [4] (0:11.73)	5.94L	0:33.96	-2
9	9	DEVIL'S THROAT Tom Sherry	15	68.6 400m	0:10.64 400m	1:10.66 [9] (0:14.68)	0:55.98 [13] (0:11.34)	0:44.64 [13] (0:11.29)	0:33.35 [13] (0:11.31)	0:22.04 [13] (0:10.64)	0:11.40 [13] (0:11.40)	6.97L	0:33.35	+2
10	6	ZOUSHACK Cejay Graham	2	66.7 400m	0:10.87 400m	1:10.73 [10] (0:14.12)	0:56.61 [7] (0:11.12)	0:45.49 [6] (0:11.57)	0:33.92 [7] (0:11.36)	0:22.56 [7] (0:10.87)	0:11.69 [9] (0:11.69)	7.43L	0:33.92	-2

Scratched: Kazou (#14), High Blue Sea (#18), Hatchet (#7), Smashing Eagle (#19), Cavalier Charles (#3)

[ ] Ranking at each section and finish  
 -:-:- No data available at this section  
 NA No data available

SCN Saddle cloth number  
 DNF Did not finish  
 DNT Did not track



# Eagle Farm QLD Professional

## Race 3: EDWARD STREET BENCHMARK 85 Handicap - 1200m

29 June 2024 - 12:55



BRISBANE  
RACING CLUB

Track Rating: Good 4, Weather: Fine, Rail Position: +6m 1600m-1000m; +7m Remainder

Section		Overall	1000m	800m	600m	400m	200m	Last 600m					
Field Times		1:09.47 (0:13.43)	0:56.04 (0:11.02)	0:45.02 (0:11.64)	0:33.38 (0:11.38)	0:22.00 (0:10.58)	0:11.42 (0:11.42)	0:33.38					
Rank	TAB Horse/Jockey	Barrier	Top Speed [km/h]	Fastest Section	Margin							Distance Travelled [m]	
11	1 GO WANDJI Jake Molloy	18	68.7 600m	0:10.63 400m	1:10.78 [11] (0:14.80)	0:55.98 [14] (0:11.42)	0:44.56 [14] (0:11.22)	0:33.34 [14] (0:11.33)	0:22.01 [14] (0:10.63)	0:11.38 [14] (0:11.38)	7.69L	0:33.34	+7
12	2 SEA RAIDER Michael Rodd	3	66.3 400m	0:11.02 400m	1:10.82 [12] (0:14.25)	0:56.57 [8] (0:11.29)	0:45.28 [8] (0:11.32)	0:33.96 [8] (0:11.34)	0:22.62 [8] (0:11.02)	0:11.60 [11] (0:11.60)	7.95L	0:33.96	+1
13	15 SAFEWORK Martin Harley	9	69.1 400m	0:10.65 400m	1:10.83 [13] (0:14.63)	0:56.20 [12] (0:11.30)	0:44.90 [11] (0:11.33)	0:33.57 [11] (0:11.18)	0:22.39 [11] (0:10.65)	0:11.74 [10] (0:11.74)	8.01L	0:33.57	-2
14	12 NASHIRA Billy Egan	19	68.8 600m	0:10.72 400m	1:11.13 [14] (0:14.61)	0:56.52 [11] (0:11.39)	0:45.13 [12] (0:11.28)	0:33.85 [12] (0:11.24)	0:22.61 [12] (0:10.72)	0:11.89 [12] (0:11.89)	9.78L	0:33.85	+6

Scratched: Kazou (#14), High Blue Sea (#18), Hatchet (#7), Smashing Eagle (#19), Cavalier Charles (#3)

[ ] Ranking at each section and finish  
 -:-:-:- No data available at this section  
 NA No data available

SCN Saddle cloth number  
 DNF Did not finish  
 DNT Did not track



Horse/Jockey Name	Hidden Wealth
Final Rank	1
Fastest Section Time (Section)	0:10.58 (400m)
Top Speed [km/h] (Section)	69.5 (1000m)
Race State	Finished



### Eagle Farm QLD Professional

Race 3: EDWARD STREET BENCHMARK 85 Handicap - 1200m

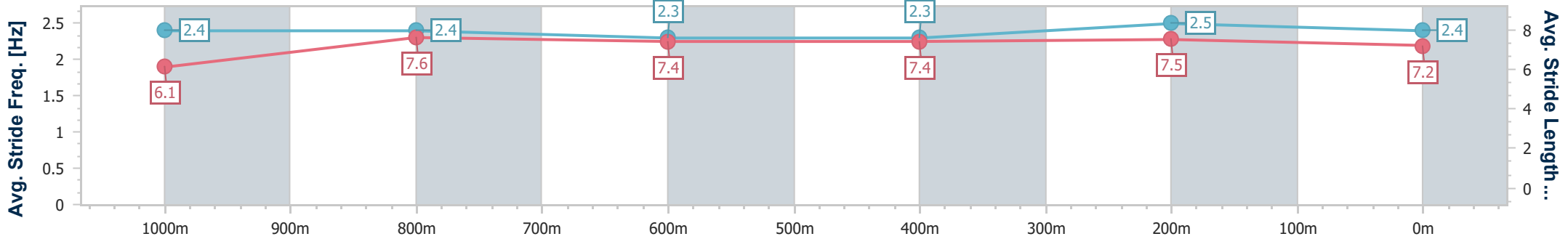
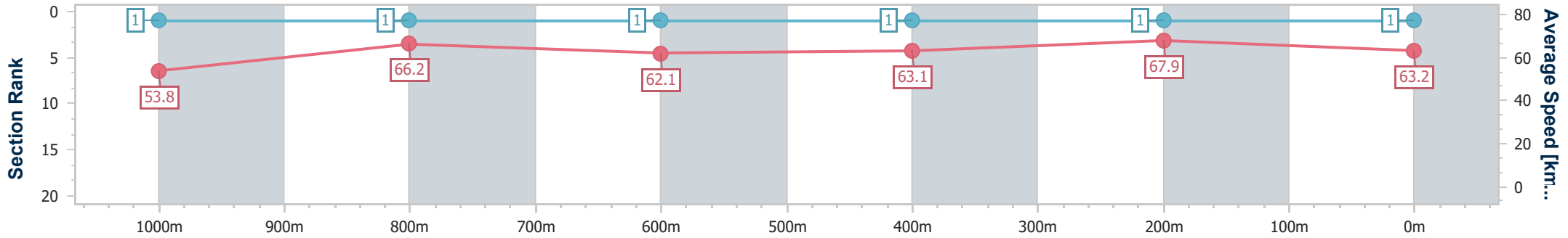
29 June 2024 - 12:55

Track Rating: Good 4, Weather: Fine, Rail Position: +6m 1600m-1000m; +7m Remainder



BRISBANE RACING CLUB

Section	Overall	1000m	800m	600m	400m	200m
Section Times	1:09.47 [1] (0:13.43)	0:56.04 [1] (0:11.02)	0:45.02 [1] (0:11.64)	0:33.38 [1] (0:11.38)	0:22.00 [1] (0:10.58)	0:11.42 [1] (0:11.42)
Average Speed [km/h]	53.8	66.2	62.1	63.1	67.9	63.2
Top Speed [km/h]	69.3	69.5	63.7	66.8	69.2	66.8
Avg. Dist. to Rail [m]	8.7	2.8	0.8	0.8	0.8	0.4
Avg. Stride Freq. [Hz]	2.4	2.4	2.3	2.3	2.5	2.4
Avg. Stride Length [m]	6.1	7.6	7.4	7.4	7.5	7.2



- [ ] Ranking at each section and finish
- .-.- No data available at this section
- NA No data available



Horse/Jockey Name	My Snow Queen
Final Rank	2
Fastest Section Time (Section)	0:10.88 (400m)
Top Speed [km/h] (Section)	67.0 (Overall)
Race State	Finished



### Eagle Farm QLD Professional

Race 3: EDWARD STREET BENCHMARK 85 Handicap - 1200m

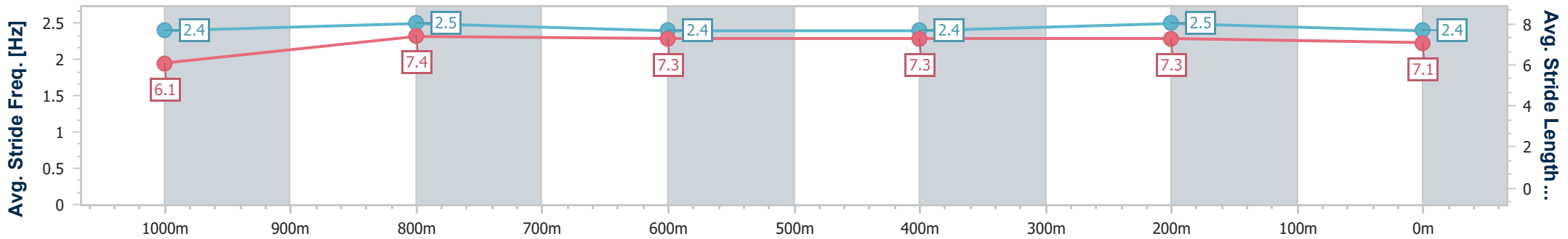
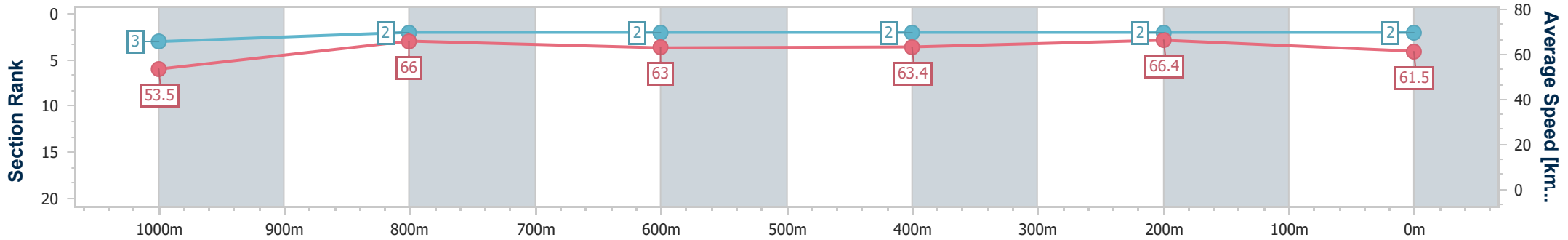
29 June 2024 - 12:55

Track Rating: Good 4, Weather: Fine, Rail Position: +6m 1600m-1000m; +7m Remainder



BRISBANE RACING CLUB

Section	Overall	1000m	800m	600m	400m	200m
Section Times	1:10.27 [2] (0:13.49)	0:56.78 [3] (0:11.09)	0:45.69 [2] (0:11.64)	0:34.05 [2] (0:11.49)	0:22.56 [2] (0:10.88)	0:11.68 [2] (0:11.68)
Average Speed [km/h]	53.5	66.0	63.0	63.4	66.4	61.5
Top Speed [km/h]	67.0	67.0	65.1	66.1	66.9	64.5
Avg. Dist. to Rail [m]	7.0	3.6	4.0	2.2	2.5	3.1
Avg. Stride Freq. [Hz]	2.4	2.5	2.4	2.4	2.5	2.4
Avg. Stride Length [m]	6.1	7.4	7.3	7.3	7.3	7.1



- [ ] Ranking at each section and finish
- .-.- No data available at this section
- NA No data available



Horse/Jockey Name	Constant Flight
Final Rank	3
Fastest Section Time (Section)	0:10.91 (400m)
Top Speed [km/h] (Section)	67.3 (Overall)
Race State	Finished



### Eagle Farm QLD Professional

Race 3: EDWARD STREET BENCHMARK 85 Handicap - 1200m

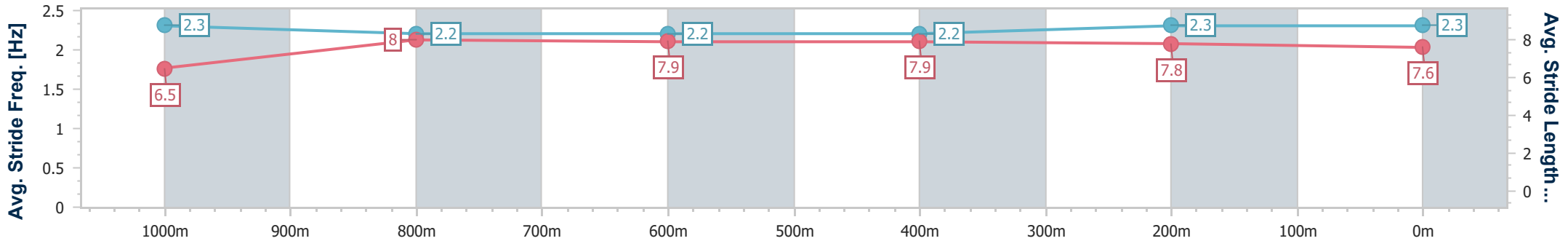
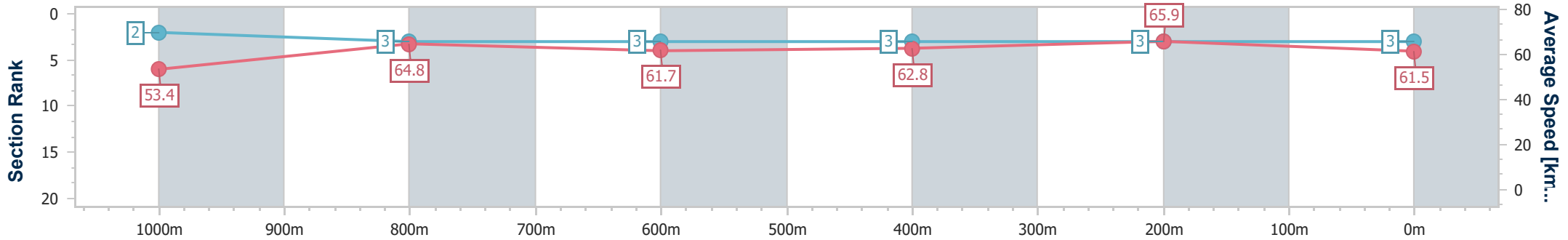
29 June 2024 - 12:55

Track Rating: Good 4, Weather: Fine, Rail Position: +6m 1600m-1000m; +7m Remainder



BRISBANE RACING CLUB

Section	Overall	1000m	800m	600m	400m	200m
Section Times	1:10.40 [3] (0:13.47)	0:56.93 [2] (0:11.18)	0:45.75 [3] (0:11.68)	0:34.07 [3] (0:11.46)	0:22.61 [3] (0:10.91)	0:11.70 [3] (0:11.70)
Average Speed [km/h]	53.4	64.8	61.7	62.8	65.9	61.5
Top Speed [km/h]	67.3	67.0	63.3	65.2	66.4	64.7
Avg. Dist. to Rail [m]	5.9	1.7	0.7	0.2	0.2	0.5
Avg. Stride Freq. [Hz]	2.3	2.2	2.2	2.2	2.3	2.3
Avg. Stride Length [m]	6.5	8.0	7.9	7.9	7.8	7.6



- [ ] Ranking at each section and finish
- .-.- No data available at this section
- NA No data available



Horse/Jockey Name	Millane
Final Rank	4
Fastest Section Time (Section)	0:10.72 (400m)
Top Speed [km/h] (Section)	68.2 (400m)
Race State	Finished



### Eagle Farm QLD Professional

Race 3: EDWARD STREET BENCHMARK 85 Handicap - 1200m

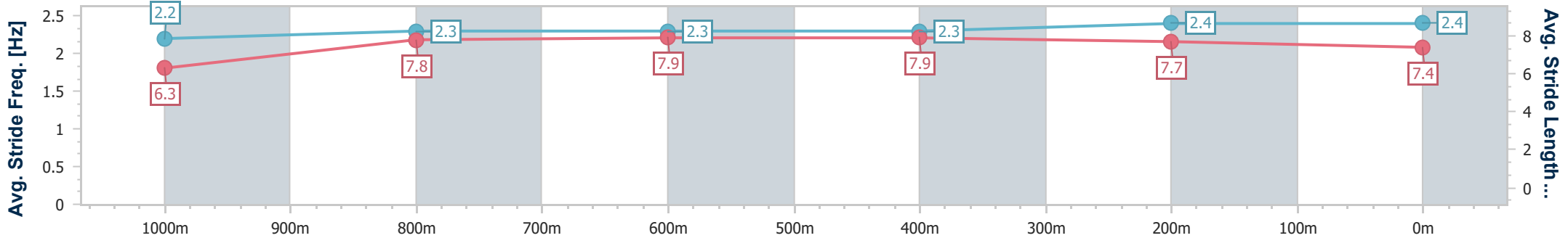
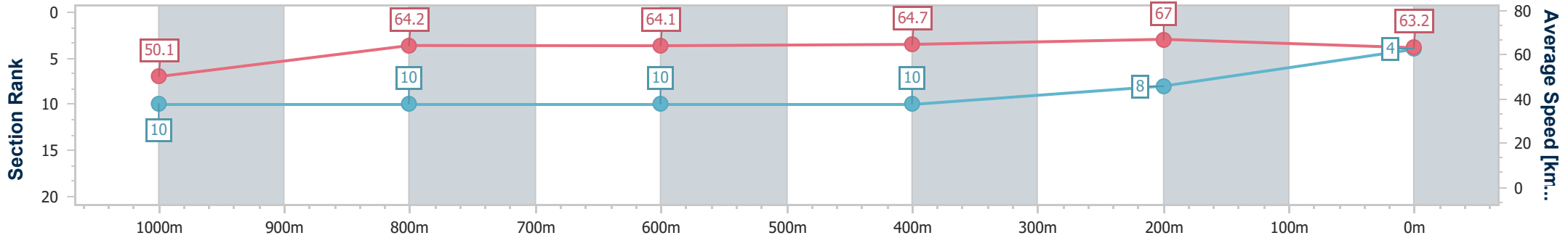
29 June 2024 - 12:55

Track Rating: Good 4, Weather: Fine, Rail Position: +6m 1600m-1000m; +7m Remainder



BRISBANE RACING CLUB

Section	Overall	1000m	800m	600m	400m	200m
Section Times	1:10.44 [4] (0:14.43)	0:56.01 [10] (0:11.35)	0:44.66 [10] (0:11.31)	0:33.35 [10] (0:11.23)	0:22.12 [10] (0:10.72)	0:11.40 [8] (0:11.40)
Average Speed [km/h]	50.1	64.2	64.1	64.7	67.0	63.2
Top Speed [km/h]	64.7	65.5	65.4	67.1	68.2	65.6
Avg. Dist. to Rail [m]	5.8	2.7	1.3	1.8	5.7	7.0
Avg. Stride Freq. [Hz]	2.2	2.3	2.3	2.3	2.4	2.4
Avg. Stride Length [m]	6.3	7.8	7.9	7.9	7.7	7.4



- [ ] Ranking at each section and finish
- .-.- No data available at this section
- NA No data available



Horse/Jockey Name	Pizarro
Final Rank	5
Fastest Section Time (Section)	0:10.74 (400m)
Top Speed [km/h] (Section)	68.2 (400m)
Race State	Finished



### Eagle Farm QLD Professional

Race 3: EDWARD STREET BENCHMARK 85 Handicap - 1200m

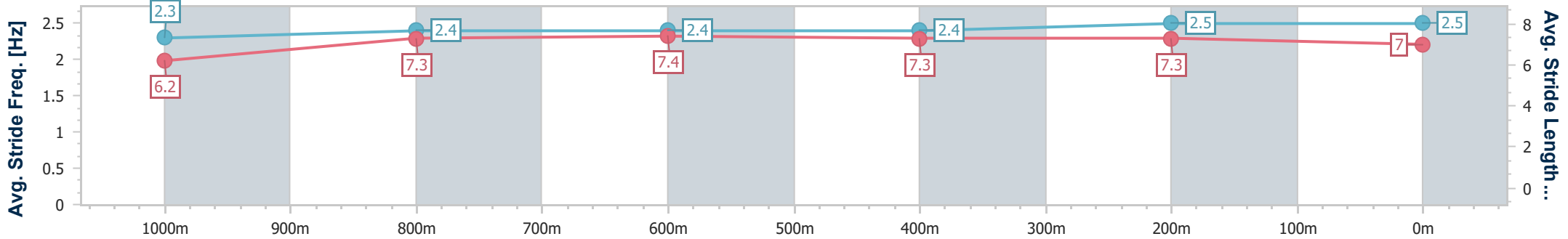
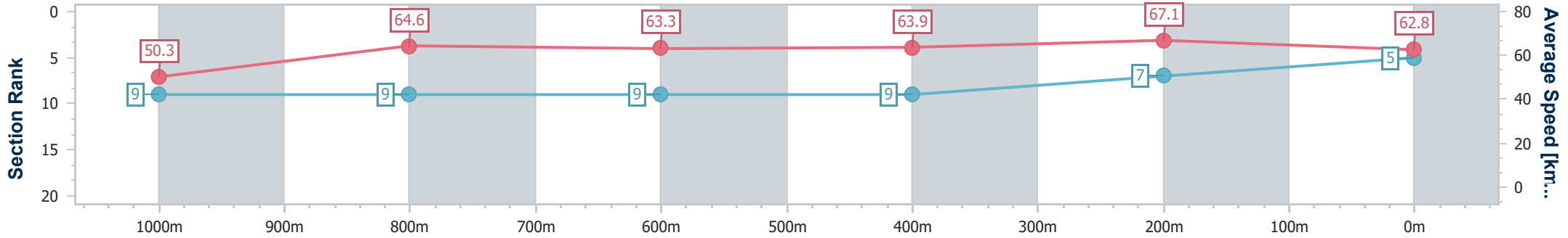
29 June 2024 - 12:55

Track Rating: Good 4, Weather: Fine, Rail Position: +6m 1600m-1000m; +7m Remainder



BRISBANE RACING CLUB

Section	Overall	1000m	800m	600m	400m	200m
Section Times	1:10.45 [5] (0:14.37)	0:56.08 [9] (0:11.21)	0:44.87 [9] (0:11.39)	0:33.48 [9] (0:11.30)	0:22.18 [9] (0:10.74)	0:11.44 [7] (0:11.44)
Average Speed [km/h]	50.3	64.6	63.3	63.9	67.1	62.8
Top Speed [km/h]	62.7	65.6	65.3	67.9	68.2	65.7
Avg. Dist. to Rail [m]	0.9	1.4	0.4	0.4	2.3	4.6
Avg. Stride Freq. [Hz]	2.3	2.4	2.4	2.4	2.5	2.5
Avg. Stride Length [m]	6.2	7.3	7.4	7.3	7.3	7.0



- [ ] Ranking at each section and finish
- .-.- No data available at this section
- NA No data available



Horse/Jockey Name	Tsunami Sam
Final Rank	6
Fastest Section Time (Section)	0:10.79 (400m)
Top Speed [km/h] (Section)	67.7 (400m)
Race State	Finished



### Eagle Farm QLD Professional

Race 3: EDWARD STREET BENCHMARK 85 Handicap - 1200m

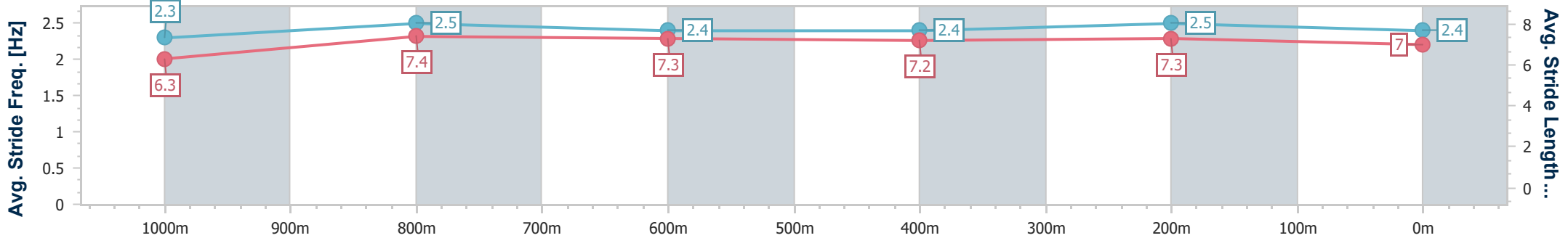
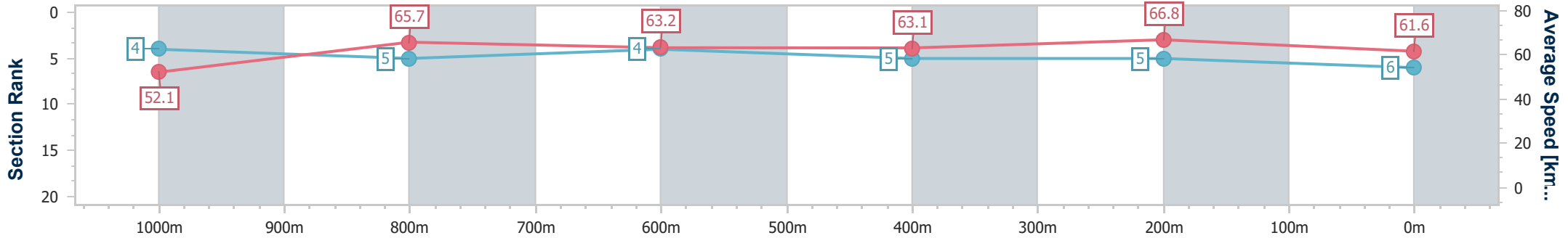
29 June 2024 - 12:55

Track Rating: Good 4, Weather: Fine, Rail Position: +6m 1600m-1000m; +7m Remainder



BRISBANE RACING CLUB

Section	Overall	1000m	800m	600m	400m	200m
Section Times	1:10.47 [6] (0:13.85)	0:56.62 [4] (0:11.12)	0:45.50 [5] (0:11.52)	0:33.98 [4] (0:11.51)	0:22.47 [5] (0:10.79)	0:11.68 [5] (0:11.68)
Average Speed [km/h]	52.1	65.7	63.2	63.1	66.8	61.6
Top Speed [km/h]	65.4	66.9	65.6	65.4	67.7	65.4
Avg. Dist. to Rail [m]	3.9	3.1	2.0	2.0	3.3	4.5
Avg. Stride Freq. [Hz]	2.3	2.5	2.4	2.4	2.5	2.4
Avg. Stride Length [m]	6.3	7.4	7.3	7.2	7.3	7.0



- [ ] Ranking at each section and finish
- .-.- No data available at this section
- NA No data available





Horse/Jockey Name	The Vowels
Final Rank	7
Fastest Section Time (Section)	0:10.92 (400m)
Top Speed [km/h] (Section)	67.2 (400m)
Race State	Finished



### Eagle Farm QLD Professional

Race 3: EDWARD STREET BENCHMARK 85 Handicap - 1200m

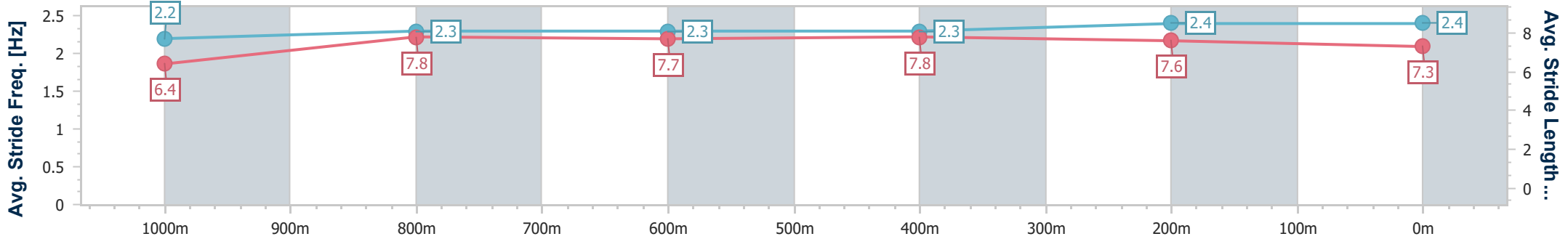
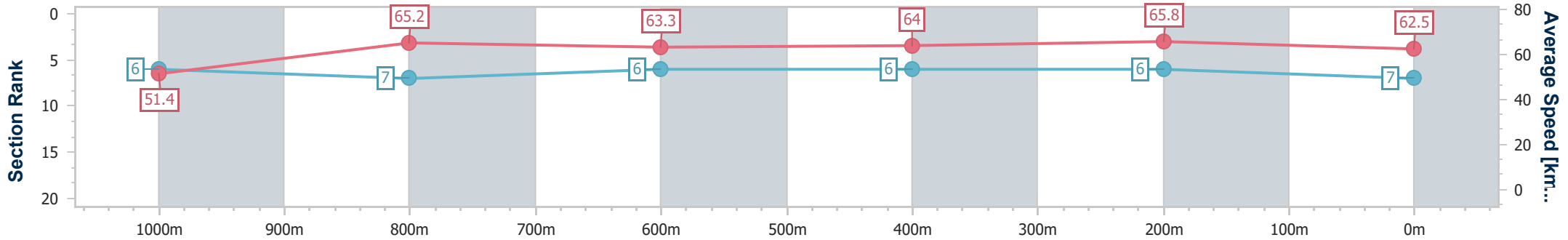
29 June 2024 - 12:55

Track Rating: Good 4, Weather: Fine, Rail Position: +6m 1600m-1000m; +7m Remainder



BRISBANE RACING CLUB

Section	Overall	1000m	800m	600m	400m	200m
Section Times	1:10.48 [7] (0:14.06)	0:56.42 [6] (0:11.19)	0:45.23 [7] (0:11.44)	0:33.79 [6] (0:11.33)	0:22.46 [6] (0:10.92)	0:11.54 [6] (0:11.54)
Average Speed [km/h]	51.4	65.2	63.3	64.0	65.8	62.5
Top Speed [km/h]	65.0	66.0	65.7	67.2	67.2	64.2
Avg. Dist. to Rail [m]	4.5	2.7	1.6	1.1	3.3	5.5
Avg. Stride Freq. [Hz]	2.2	2.3	2.3	2.3	2.4	2.4
Avg. Stride Length [m]	6.4	7.8	7.7	7.8	7.6	7.3



- [ ] Ranking at each section and finish
- .-.- No data available at this section
- NA No data available



Horse/Jockey Name	Nanagui
Final Rank	8
Fastest Section Time (Section)	0:10.82 (400m)
Top Speed [km/h] (Section)	67.2 (400m)
Race State	Finished



### Eagle Farm QLD Professional

Race 3: EDWARD STREET BENCHMARK 85 Handicap - 1200m

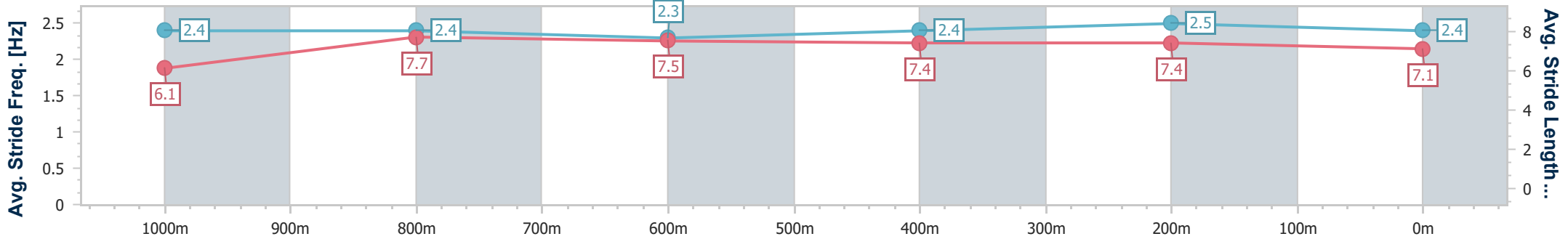
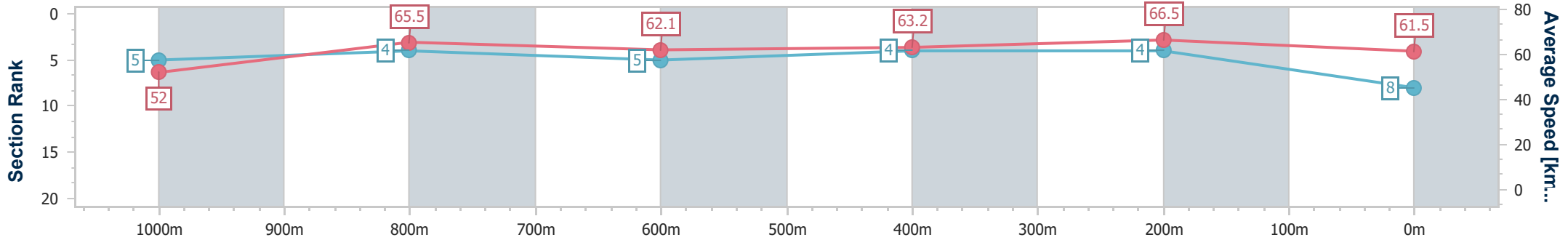
29 June 2024 - 12:55

Track Rating: Good 4, Weather: Fine, Rail Position: +6m 1600m-1000m; +7m Remainder



BRISBANE RACING CLUB

Section	Overall	1000m	800m	600m	400m	200m
Section Times	1:10.48 [8] (0:13.85)	0:56.63 [5] (0:11.07)	0:45.56 [4] (0:11.60)	0:33.96 [5] (0:11.41)	0:22.55 [4] (0:10.82)	0:11.73 [4] (0:11.73)
Average Speed [km/h]	52.0	65.5	62.1	63.2	66.5	61.5
Top Speed [km/h]	65.6	66.3	64.2	66.4	67.2	64.8
Avg. Dist. to Rail [m]	2.8	1.3	0.7	0.2	0.6	1.9
Avg. Stride Freq. [Hz]	2.4	2.4	2.3	2.4	2.5	2.4
Avg. Stride Length [m]	6.1	7.7	7.5	7.4	7.4	7.1



- [ ] Ranking at each section and finish
- .-.- No data available at this section
- NA No data available



Horse/Jockey Name	Devil's Throat
Final Rank	9
Fastest Section Time (Section)	0:10.64 (400m)
Top Speed [km/h] (Section)	68.6 (400m)
Race State	Finished



### Eagle Farm QLD Professional

Race 3: EDWARD STREET BENCHMARK 85 Handicap - 1200m

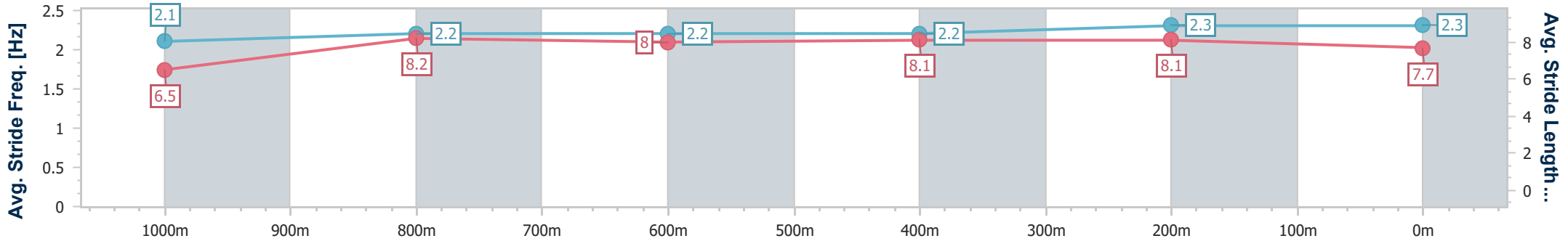
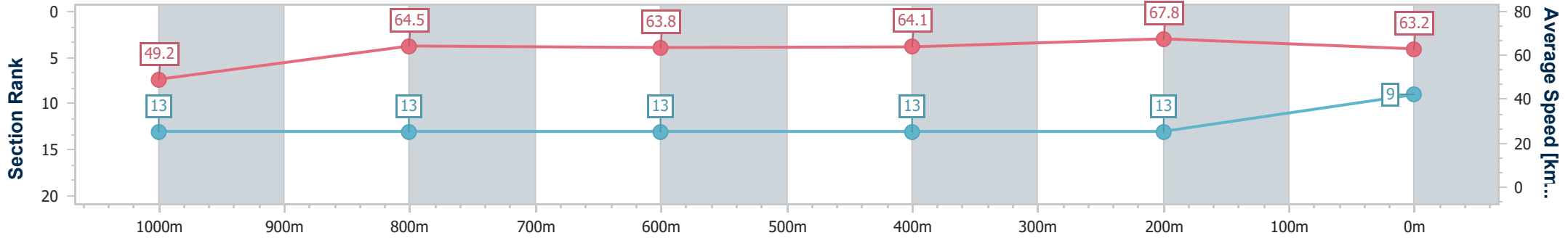
29 June 2024 - 12:55

Track Rating: Good 4, Weather: Fine, Rail Position: +6m 1600m-1000m; +7m Remainder



BRISBANE RACING CLUB

Section	Overall	1000m	800m	600m	400m	200m
Section Times	1:10.66 [9] (0:14.68)	0:55.98 [13] (0:11.34)	0:44.64 [13] (0:11.29)	0:33.35 [13] (0:11.31)	0:22.04 [13] (0:10.64)	0:11.40 [13] (0:11.40)
Average Speed [km/h]	49.2	64.5	63.8	64.1	67.8	63.2
Top Speed [km/h]	61.9	67.1	65.2	68.4	68.6	65.7
Avg. Dist. to Rail [m]	7.1	2.8	0.8	1.9	5.6	8.9
Avg. Stride Freq. [Hz]	2.1	2.2	2.2	2.2	2.3	2.3
Avg. Stride Length [m]	6.5	8.2	8.0	8.1	8.1	7.7



- [ ] Ranking at each section and finish
- .-.-.- No data available at this section
- NA No data available



Horse/Jockey Name	Zoushack
Final Rank	10
Fastest Section Time (Section)	0:10.87 (400m)
Top Speed [km/h] (Section)	66.7 (400m)
Race State	Finished



### Eagle Farm QLD Professional

Race 3: EDWARD STREET BENCHMARK 85 Handicap - 1200m

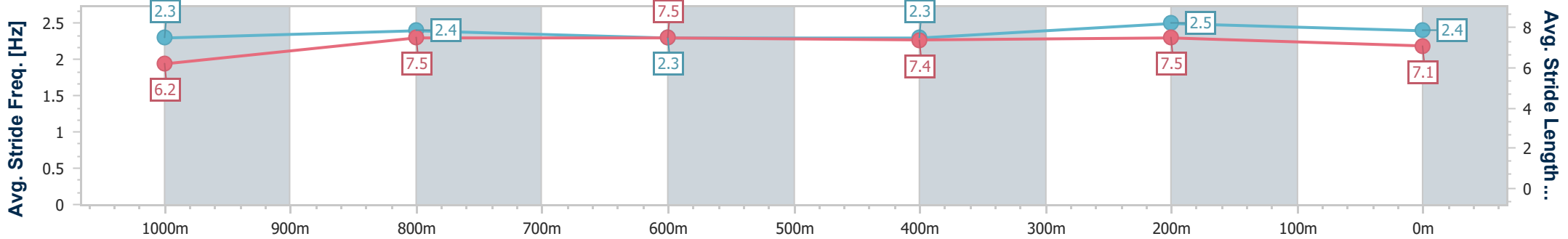
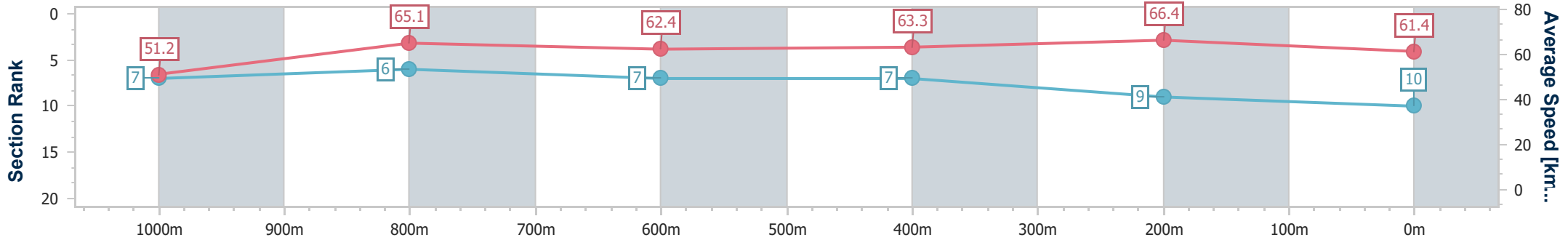
29 June 2024 - 12:55

Track Rating: Good 4, Weather: Fine, Rail Position: +6m 1600m-1000m; +7m Remainder



BRISBANE RACING CLUB

Section	Overall	1000m	800m	600m	400m	200m
Section Times	1:10.73 [10] (0:14.12)	0:56.61 [7] (0:11.12)	0:45.49 [6] (0:11.57)	0:33.92 [7] (0:11.36)	0:22.56 [7] (0:10.87)	0:11.69 [9] (0:11.69)
Average Speed [km/h]	51.2	65.1	62.4	63.3	66.4	61.4
Top Speed [km/h]	64.1	65.6	65.1	65.0	66.7	65.4
Avg. Dist. to Rail [m]	1.6	1.5	0.6	0.3	1.0	1.8
Avg. Stride Freq. [Hz]	2.3	2.4	2.3	2.3	2.5	2.4
Avg. Stride Length [m]	6.2	7.5	7.5	7.4	7.5	7.1



- [ ] Ranking at each section and finish
- .-.- No data available at this section
- NA No data available



Horse/Jockey Name	Go Wandji
Final Rank	11
Fastest Section Time (Section)	0:10.63 (400m)
Top Speed [km/h] (Section)	68.7 (600m)
Race State	Finished



### Eagle Farm QLD Professional

Race 3: EDWARD STREET BENCHMARK 85 Handicap - 1200m

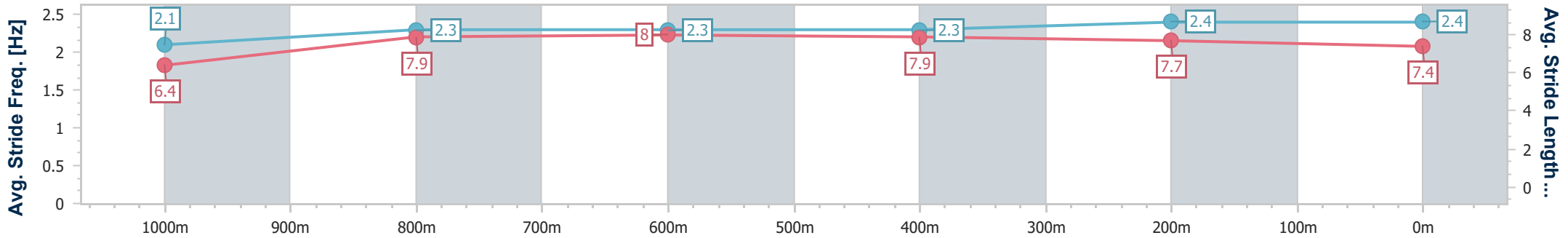
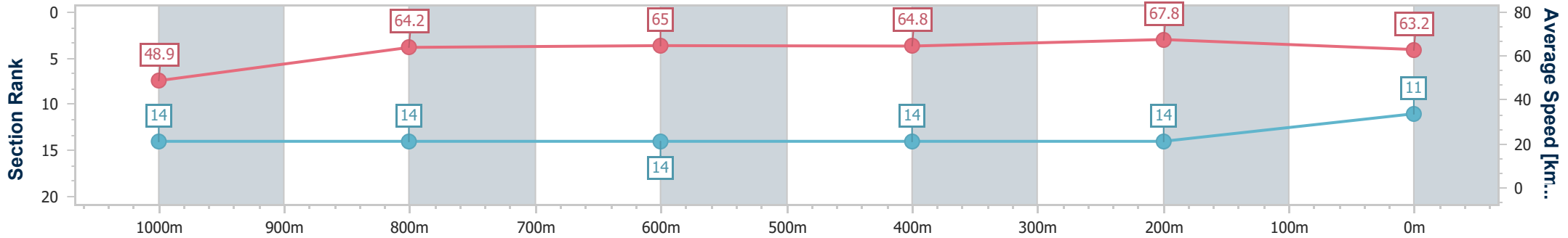
29 June 2024 - 12:55

Track Rating: Good 4, Weather: Fine, Rail Position: +6m 1600m-1000m; +7m Remainder



BRISBANE RACING CLUB

Section	Overall	1000m	800m	600m	400m	200m
Section Times	1:10.78 [11] (0:14.80)	0:55.98 [14] (0:11.42)	0:44.56 [14] (0:11.22)	0:33.34 [14] (0:11.33)	0:22.01 [14] (0:10.63)	0:11.38 [14] (0:11.38)
Average Speed [km/h]	48.9	64.2	65.0	64.8	67.8	63.2
Top Speed [km/h]	61.5	66.5	66.2	68.7	68.5	66.8
Avg. Dist. to Rail [m]	7.7	3.4	3.3	3.9	6.9	9.3
Avg. Stride Freq. [Hz]	2.1	2.3	2.3	2.3	2.4	2.4
Avg. Stride Length [m]	6.4	7.9	8.0	7.9	7.7	7.4



- [ ] Ranking at each section and finish
- .-.- No data available at this section
- NA No data available



Horse/Jockey Name	Sea Raider
Final Rank	12
Fastest Section Time (Section)	0:11.02 (400m)
Top Speed [km/h] (Section)	66.3 (400m)
Race State	Finished



### Eagle Farm QLD Professional

Race 3: EDWARD STREET BENCHMARK 85 Handicap - 1200m

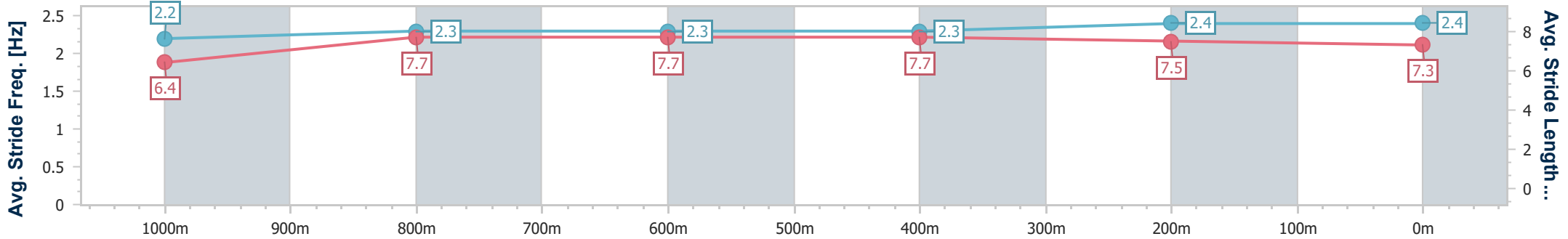
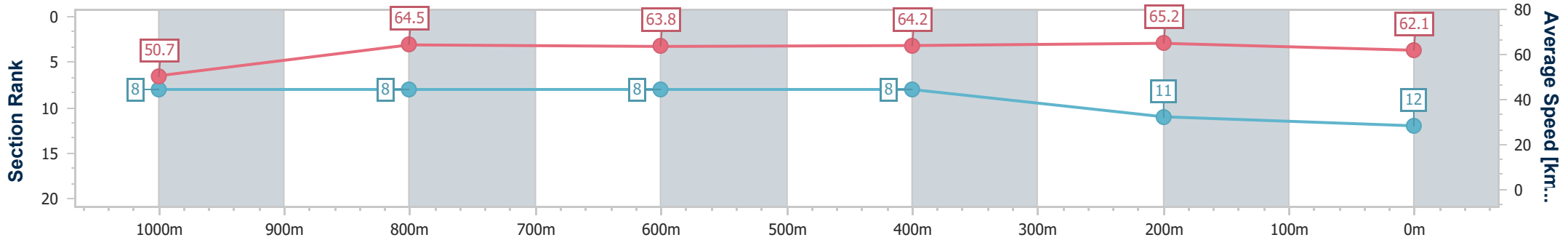
29 June 2024 - 12:55

Track Rating: Good 4, Weather: Fine, Rail Position: +6m 1600m-1000m; +7m Remainder



BRISBANE RACING CLUB

Section	Overall	1000m	800m	600m	400m	200m
Section Times	1:10.82 [12] (0:14.25)	0:56.57 [8] (0:11.29)	0:45.28 [8] (0:11.32)	0:33.96 [8] (0:11.34)	0:22.62 [8] (0:11.02)	0:11.60 [11] (0:11.60)
Average Speed [km/h]	50.7	64.5	63.8	64.2	65.2	62.1
Top Speed [km/h]	63.4	65.2	65.4	66.0	66.3	65.2
Avg. Dist. to Rail [m]	2.6	2.2	1.1	2.2	4.5	6.2
Avg. Stride Freq. [Hz]	2.2	2.3	2.3	2.3	2.4	2.4
Avg. Stride Length [m]	6.4	7.7	7.7	7.7	7.5	7.3



- [ ] Ranking at each section and finish
- .-.- No data available at this section
- NA No data available



Horse/Jockey Name	Safework
Final Rank	13
Fastest Section Time (Section)	0:10.65 (400m)
Top Speed [km/h] (Section)	69.1 (400m)
Race State	Finished



### Eagle Farm QLD Professional

Race 3: EDWARD STREET BENCHMARK 85 Handicap - 1200m

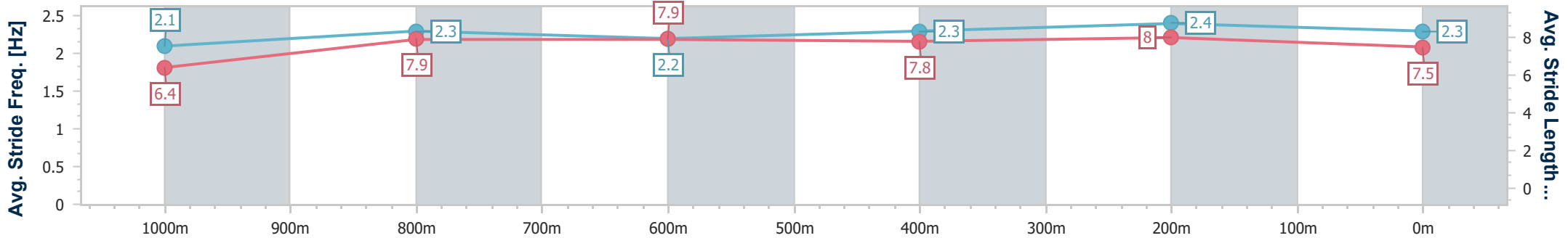
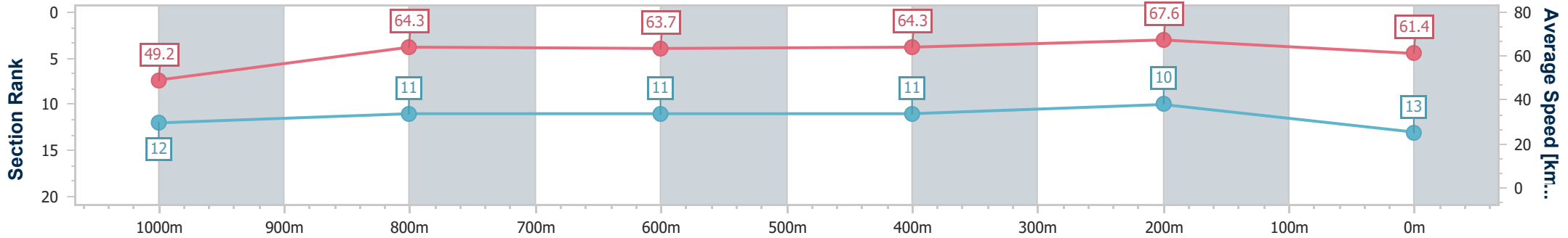
29 June 2024 - 12:55

Track Rating: Good 4, Weather: Fine, Rail Position: +6m 1600m-1000m; +7m Remainder



BRISBANE RACING CLUB

Section	Overall	1000m	800m	600m	400m	200m
Section Times	1:10.83 [13] (0:14.63)	0:56.20 [12] (0:11.30)	0:44.90 [11] (0:11.33)	0:33.57 [11] (0:11.18)	0:22.39 [11] (0:10.65)	0:11.74 [10] (0:11.74)
Average Speed [km/h]	49.2	64.3	63.7	64.3	67.6	61.4
Top Speed [km/h]	62.4	65.4	65.2	68.1	69.1	64.6
Avg. Dist. to Rail [m]	3.4	1.2	0.2	0.4	3.1	4.8
Avg. Stride Freq. [Hz]	2.1	2.3	2.2	2.3	2.4	2.3
Avg. Stride Length [m]	6.4	7.9	7.9	7.8	8.0	7.5



- [ ] Ranking at each section and finish
- .-.- No data available at this section
- NA No data available



Horse/Jockey Name	Nashira
Final Rank	14
Fastest Section Time (Section)	0:10.72 (400m)
Top Speed [km/h] (Section)	68.8 (600m)
Race State	Finished



Eagle Farm QLD Professional

Race 3: EDWARD STREET BENCHMARK 85 Handicap - 1200m

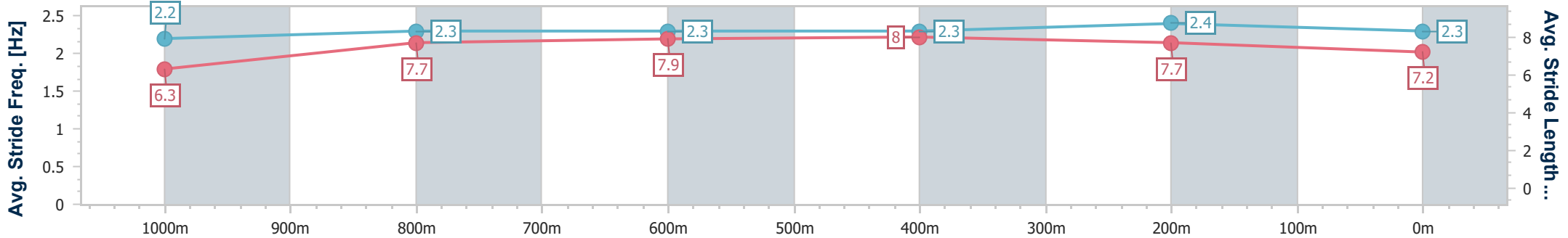
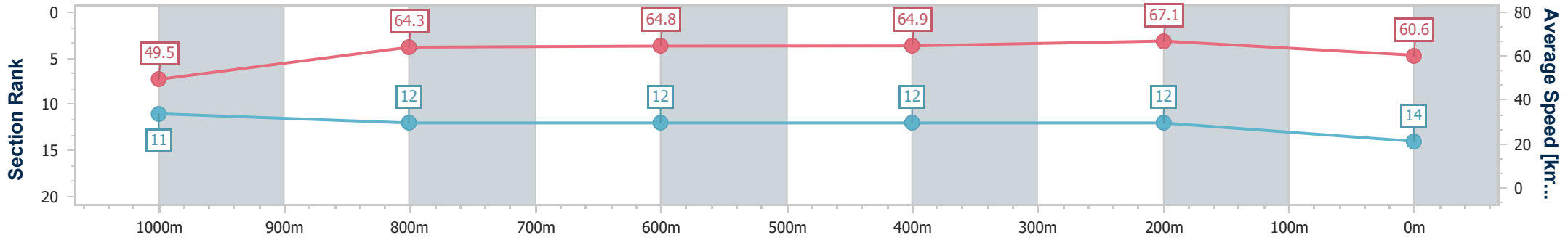
29 June 2024 - 12:55

Track Rating: Good 4, Weather: Fine, Rail Position: +6m 1600m-1000m; +7m Remainder



BRISBANE RACING CLUB

Section	Overall	1000m	800m	600m	400m	200m
Section Times	1:11.13 [14] (0:14.61)	0:56.52 [11] (0:11.39)	0:45.13 [12] (0:11.28)	0:33.85 [12] (0:11.24)	0:22.61 [12] (0:10.72)	0:11.89 [12] (0:11.89)
Average Speed [km/h]	49.5	64.3	64.8	64.9	67.1	60.6
Top Speed [km/h]	62.7	66.1	66.9	68.8	68.8	64.5
Avg. Dist. to Rail [m]	8.5	4.1	2.7	2.8	6.5	8.7
Avg. Stride Freq. [Hz]	2.2	2.3	2.3	2.3	2.4	2.3
Avg. Stride Length [m]	6.3	7.7	7.9	8.0	7.7	7.2



- [ ] Ranking at each section and finish
- .-.- No data available at this section
- NA No data available