



Doomben QLD Professional

Race 9: LADBROKES SAME RACE MULTI Class 1 Handicap - 1350m

26 June 2024 - 16:15



BRISBANE
RACING CLUB

Track Rating: Soft 5, Weather: Fine, Rail Position: +6m Entire

Section											Last 600m		
Field Times											0:36.05		
	Overall	1200m	1000m	800m	600m	400m							
	1:20.54 (0:10.66)	1:09.88 (0:10.61)	0:59.27 (0:11.33)	0:47.94 (0:11.89)	0:36.05 (0:11.87)	0:24.18 (0:11.94)							
Rank	TAB	Horse/Jockey	Barrier	Top Speed [km/h]	Fastest Section							Distance Travelled [m]	
1	1	CUNNAMULLA FELLA Mark Du Plessis	17	66.5 1000m	0:10.99 1000m	1:20.54 [1] (0:11.24)	1:09.30 [9] (0:11.18)	0:58.12 [11] (0:10.99)	0:47.13 [10] (0:11.59)	0:35.54 [7] (0:11.86)	0:23.68 [7] (0:11.48)	0:35.54	
2	20	MIGHTY JUDD Justin Stanley	2	66.9 1200m	0:10.92 1200m	1:20.65 [2] (0:11.25)	1:09.40 [10] (0:10.92)	0:58.48 [8] (0:11.23)	0:47.25 [9] (0:11.86)	0:35.39 [9] (0:11.86)	0:23.53 [10] (0:11.52)	0:35.39	-15
3	11	MALARINA Jag Guthmann-Chester	13	68.1 1200m	0:10.66 1200m	1:20.82 [3] (0:10.93)	1:09.89 [5] (0:10.66)	0:59.23 [5] (0:11.30)	0:47.93 [4] (0:11.87)	0:36.06 [5] (0:11.83)	0:24.23 [4] (0:11.85)	0:36.06	-8
4	16	LASQUETI BOOM Michael Rodd	6	67.0 1200m	0:10.92 1200m	1:20.86 [4] (0:11.45)	1:09.41 [11] (0:10.92)	0:58.49 [10] (0:11.11)	0:47.38 [11] (0:11.86)	0:35.52 [12] (0:11.80)	0:23.72 [11] (0:11.55)	0:35.52	-11
5	7	RELEASE LE MISSILE Justin Huxtable	8	66.7 1200m	0:11.02 1200m	1:20.88 [5] (0:11.46)	1:09.42 [12] (0:11.02)	0:58.40 [13] (0:11.28)	0:47.12 [13] (0:11.90)	0:35.22 [13] (0:11.79)	0:23.43 [14] (0:11.37)	0:35.22	-11
6	14	TOROS Bailey Wheeler	16	68.4 1200m	0:10.68 1200m	1:20.94 [6] (0:10.90)	1:10.04 [4] (0:10.68)	0:59.36 [4] (0:11.32)	0:48.04 [5] (0:11.77)	0:36.27 [3] (0:11.87)	0:24.40 [3] (0:11.86)	0:36.27	-5
7	8	GENERAL BARCA Micheal McDonald	7	66.8 1200m	0:11.05 1200m	1:21.00 [7] (0:11.75)	1:09.25 [15] (0:11.05)	0:58.20 [15] (0:11.11)	0:47.09 [14] (0:11.91)	0:35.18 [15] (0:11.86)	0:23.32 [16] (0:11.44)	0:35.18	-13
8	5	FREE CARRY Vlad Duric	10	67.9 1200m	0:10.70 1200m	1:21.02 [8] (0:10.73)	1:10.29 [2] (0:10.70)	0:59.59 [3] (0:11.23)	0:48.36 [2] (0:11.83)	0:36.53 [1] (0:11.87)	0:24.66 [1] (0:11.94)	0:36.53	-9
9	23	SWANIC BOOM Melea Castle	19	67.0 1200m	0:10.88 1200m	1:21.34 [9] (0:11.55)	1:09.79 [13] (0:10.88)	0:58.91 [12] (0:11.19)	0:47.72 [12] (0:11.64)	0:36.08 [10] (0:11.58)	0:24.50 [6] (0:11.84)	0:36.08	-5
10	15	FIREBOLT Cejay Graham	12	66.2 1000m	0:11.05 1200m	1:21.42 [10] (0:11.86)	1:09.56 [16] (0:11.05)	0:58.51 [16] (0:11.10)	0:47.41 [15] (0:11.86)	0:35.55 [16] (0:11.76)	0:23.79 [15] (0:11.58)	0:35.55	-9

Scratched: Inca Trail (#6), Miss Miriam (#13), American Phireball (#4), Itza Motza (#17), Joy Mccoy (#21), Rapid Dude (#24), Tannenburg (#2), Impendor (#3)

[] Ranking at each section and finish
-:--:- No data available at this section
NA No data available

SCN Saddle cloth number
DNF Did not finish
DNT Did not track



Doomben QLD Professional

Race 9: LADBROKES SAME RACE MULTI Class 1 Handicap - 1350m

26 June 2024 - 16:15



BRISBANE
RACING CLUB

Track Rating: Soft 5, Weather: Fine, Rail Position: +6m Entire

Section		Overall	1200m	1000m	800m	600m	400m	Last 600m				
Field Times		1:20.54 (0:10.66)	1:09.88 (0:10.61)	0:59.27 (0:11.33)	0:47.94 (0:11.89)	0:36.05 (0:11.87)	0:24.18 (0:11.94)	0:36.05				
Rank	TAB Horse/Jockey	Barrier	Top Speed [km/h]	Fastest Section	Distance Travelled [m]							
11	9 YALLA Robbie Dolan	4	66.2 1200m	0:10.97 1200m	1:21.46 [11] (0:11.20)	1:10.26 [8] (0:10.97)	0:59.29 [9] (0:11.19)	0:48.10 [8] (0:11.94)	0:36.16 [11] (0:12.03)	0:24.13 [13] (0:11.83)	0:36.16	-3
12	18 LISSARO Casey Waddell	9	65.7 1200m	0:11.13 1200m	1:21.53 [12] (0:11.58)	1:09.95 [14] (0:11.13)	0:58.82 [14] (0:11.32)	0:47.50 [16] (0:11.65)	0:35.85 [14] (0:11.60)	0:24.25 [12] (0:11.76)	0:35.85	-6
13	19 HIT Sean Cormack	3	68.6 1200m	0:10.59 1200m	1:21.64 [13] (0:10.75)	1:10.89 [3] (0:10.59)	1:00.30 [2] (0:11.34)	0:48.96 [3] (0:12.01)	0:36.95 [4] (0:11.94)	0:25.01 [5] (0:12.09)	0:36.95	-12
14	10 EVER SO CLEVER Angela Jones	5	68.5 1200m	0:10.67 1200m	1:22.02 [14] (0:11.03)	1:10.99 [6] (0:10.67)	1:00.32 [6] (0:11.27)	0:49.05 [6] (0:12.01)	0:37.04 [6] (0:12.04)	0:25.00 [9] (0:12.05)	0:37.04	-10
15	12 FLEUR DE VIE Jake Bayliss	11	68.9 1200m	0:10.61 1200m	1:22.04 [15] (0:10.66)	1:11.38 [1] (0:10.61)	1:00.77 [1] (0:11.33)	0:49.44 [1] (0:11.94)	0:37.50 [2] (0:11.89)	0:25.61 [2] (0:12.20)	0:37.50	-12
16	22 THOUGHT CRIME Nikita Beriman	14	68.1 1200m	0:10.74 1200m	1:22.19 [16] (0:11.19)	1:11.00 [7] (0:10.74)	1:00.26 [7] (0:11.32)	0:48.94 [7] (0:11.78)	0:37.16 [8] (0:11.91)	0:25.25 [8] (0:12.14)	0:37.16	-11

Scratched: Inca Trail (#6), Miss Miriam (#13), American Phireball (#4), Itza Motza (#17), Joy Mccoy (#21), Rapid Dude (#24), Tannenburg (#2), Impendor (#3)

[] Ranking at each section and finish
 -:-:- No data available at this section
 NA No data available

SCN Saddle cloth number
 DNF Did not finish
 DNT Did not track



Doomben QLD Professional

Race 9: LADBROKES SAME RACE MULTI Class 1 Handicap - 1350m

26 June 2024 - 16:15



BRISBANE
RACING CLUB

Track Rating: Soft 5, Weather: Fine, Rail Position: +6m Entire

Section							200m			Last 600m	
Field Times							0:12.24			0:36.05	
Rank	TAB	Horse/Jockey	Barrier	Top Speed [km/h]	Fastest Section	Margin				Distance Travelled [m]	
1	1	CUNNAMULLA FELLA Mark Du Plessis	17	66.5 1000m	0:10.99 1000m	0:12.20 [2] (0:12.20)	1:20.54			0:35.54	
2	20	MIGHTY JUDD Justin Stanley	2	66.9 1200m	0:10.92 1200m	0:12.01 [6] (0:12.01)	0.65L			0:35.39	-15
3	11	MALARINA Jag Guthmann-Chester	13	68.1 1200m	0:10.66 1200m	0:12.38 [4] (0:12.38)	1.64L			0:36.06	-8
4	16	LASQUETI BOOM Michael Rodd	6	67.0 1200m	0:10.92 1200m	0:12.17 [8] (0:12.17)	1.9L			0:35.52	-11
5	7	RELEASE LE MISSILE Justin Huxtable	8	66.7 1200m	0:11.02 1200m	0:12.06 [10] (0:12.06)	2.03L			0:35.22	-11
6	14	TOROS Bailey Wheeler	16	68.4 1200m	0:10.68 1200m	0:12.54 [3] (0:12.54)	2.36L			0:36.27	-5
7	8	GENERAL BARCA Micheal McDonald	7	66.8 1200m	0:11.05 1200m	0:11.88 [14] (0:11.88)	2.73L			0:35.18	-13
8	5	FREE CARRY Vlad Duric	10	67.9 1200m	0:10.70 1200m	0:12.72 [1] (0:12.72)	2.82L			0:36.53	-9
9	23	SWANIC BOOM Melea Castle	19	67.0 1200m	0:10.88 1200m	0:12.66 [7] (0:12.66)	4.7L			0:36.08	-5
10	15	FIREBOLT Cejay Graham	12	66.2 1000m	0:11.05 1200m	0:12.21 [16] (0:12.21)	5.19L			0:35.55	-9

Scratched: Inca Trail (#6), Miss Miriam (#13), American Phireball (#4), Itza Motza (#17), Joy Mccoy (#21), Rapid Dude (#24), Tannenburg (#2), Impendor (#3)

[] Ranking at each section and finish
-:--:-- No data available at this section
NA No data available

SCN Saddle cloth number
DNF Did not finish
DNT Did not track



Doomben QLD Professional

Race 9: LADBROKES SAME RACE MULTI Class 1 Handicap - 1350m

26 June 2024 - 16:15



BRISBANE
RACING CLUB

Track Rating: Soft 5, Weather: Fine, Rail Position: +6m Entire

Section				200m				Last 600m	
Field Times				0:12.24 (0:12.24)				0:36.05	
Rank	TAB	Horse/Jockey	Barrier	Top Speed [km/h]	Fastest Section	Margin			Distance Travelled [m]
11	9	YALLA Robbie Dolan	4	66.2 1200m	0:10.97 1200m	0:12.30 [15] (0:12.30)	5.41L		0:36.16 -3
12	18	LISSARO Casey Waddell	9	65.7 1200m	0:11.13 1200m	0:12.49 [11] (0:12.49)	5.83L		0:35.85 -6
13	19	HIT Sean Cormack	3	68.6 1200m	0:10.59 1200m	0:12.92 [9] (0:12.92)	6.48L		0:36.95 -12
14	10	EVER SO CLEVER Angela Jones	5	68.5 1200m	0:10.67 1200m	0:12.95 [12] (0:12.95)	8.74L		0:37.04 -10
15	12	FLEUR DE VIE Jake Bayliss	11	68.9 1200m	0:10.61 1200m	0:13.41 [5] (0:13.41)	8.84L		0:37.50 -12
16	22	THOUGHT CRIME Nikita Beriman	14	68.1 1200m	0:10.74 1200m	0:13.11 [13] (0:13.11)	9.75L		0:37.16 -11

Scratched: Inca Trail (#6), Miss Miriam (#13), American Phireball (#4), Itza Motza (#17), Joy Mccoy (#21), Rapid Dude (#24), Tannenburg (#2), Impendor (#3)

[] Ranking at each section and finish
 -:-:- No data available at this section
 NA No data available

SCN Saddle cloth number
 DNF Did not finish
 DNT Did not track



Horse/Jockey Name	Cunnamulla Fella
Final Rank	1
Fastest Section Time (Section)	0:10.99 (1000m)
Top Speed [km/h] (Section)	66.5 (1000m)
Race State	Finished



Doomben QLD Professional
Race 9: LADBROKES SAME RACE MULTI Class 1 Handicap - 1350m

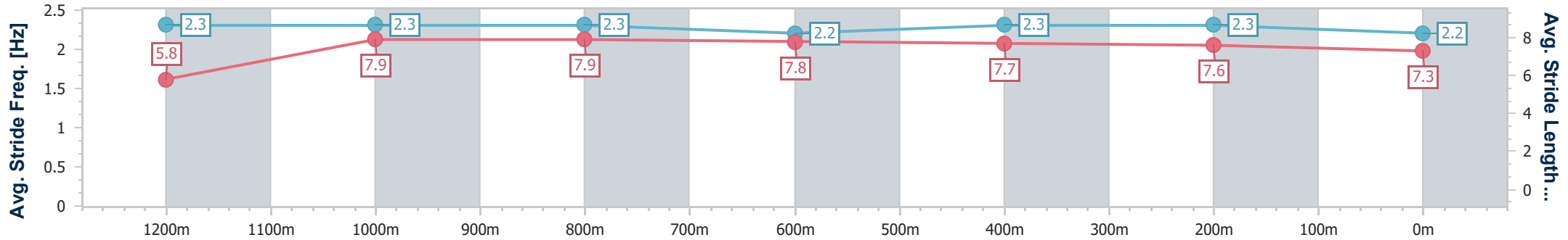
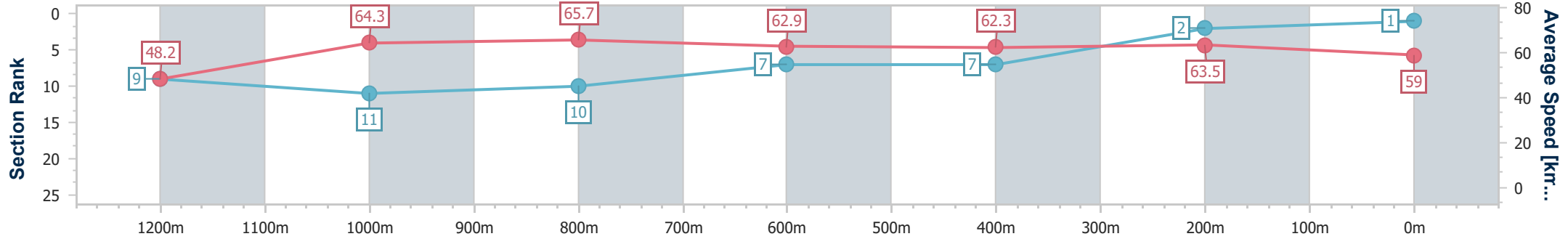


26 June 2024 - 16:15

BRISBANE
RACING CLUB

Track Rating: Soft 5, Weather: Fine, Rail Position: +6m Entire

Section	Overall	1200m	1000m	800m	600m	400m	200m
Section Times	1:20.54 [1] (0:11.24)	1:09.30 [9] (0:11.18)	0:58.12 [11] (0:10.99)	0:47.13 [10] (0:11.59)	0:35.54 [7] (0:11.86)	0:23.68 [7] (0:11.48)	0:12.20 [2] (0:12.20)
Average Speed [km/h]	48.2	64.3	65.7	62.9	62.3	63.5	59.0
Top Speed [km/h]	64.5	66.0	66.5	64.0	63.4	64.7	61.2
Avg. Dist. to Rail [m]	13.7	3.1	1.3	2.6	4.6	7.7	9.6
Avg. Stride Freq. [Hz]	2.3	2.3	2.3	2.2	2.3	2.3	2.2
Avg. Stride Length [m]	5.8	7.9	7.9	7.8	7.7	7.6	7.3



- [] Ranking at each section and finish
- .-.- No data available at this section
- NA No data available



Horse/Jockey Name	Mighty Judd
Final Rank	2
Fastest Section Time (Section)	0:10.92 (1200m)
Top Speed [km/h] (Section)	66.9 (1200m)
Race State	Finished

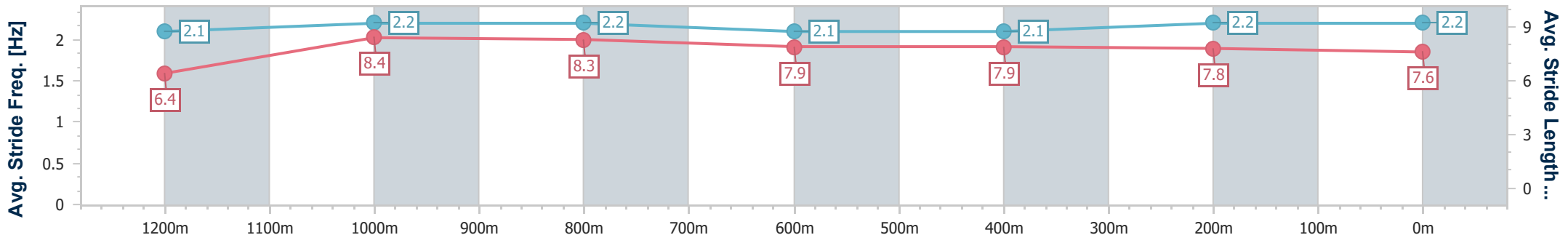
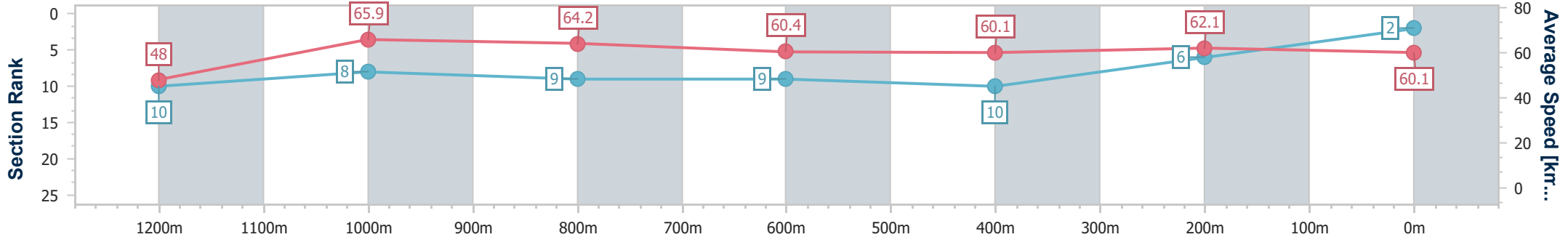


Doomben QLD Professional
Race 9: LADBROKES SAME RACE MULTI Class 1 Handicap - 1350m
 26 June 2024 - 16:15
 Track Rating: Soft 5, Weather: Fine, Rail Position: +6m Entire



BRISBANE
RACING CLUB

Section	Overall	1200m	1000m	800m	600m	400m	200m
Section Times	1:20.65 [2] (0:11.25)	1:09.40 [10] (0:10.92)	0:58.48 [8] (0:11.23)	0:47.25 [9] (0:11.86)	0:35.39 [9] (0:11.86)	0:23.53 [10] (0:11.52)	0:12.01 [6] (0:12.01)
Average Speed [km/h]	48.0	65.9	64.2	60.4	60.1	62.1	60.1
Top Speed [km/h]	64.4	66.9	66.2	62.6	61.7	63.6	62.6
Avg. Dist. to Rail [m]	1.5	0.8	0.6	0.8	1.6	1.8	0.8
Avg. Stride Freq. [Hz]	2.1	2.2	2.2	2.1	2.1	2.2	2.2
Avg. Stride Length [m]	6.4	8.4	8.3	7.9	7.9	7.8	7.6



- [] Ranking at each section and finish
- .-.- No data available at this section
- NA No data available



Horse/Jockey Name	Malarina
Final Rank	3
Fastest Section Time (Section)	0:10.66 (1200m)
Top Speed [km/h] (Section)	68.1 (1200m)
Race State	Finished

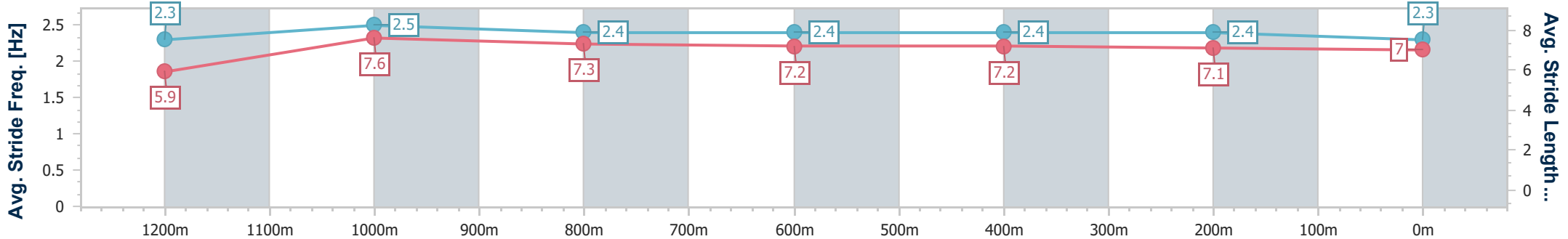
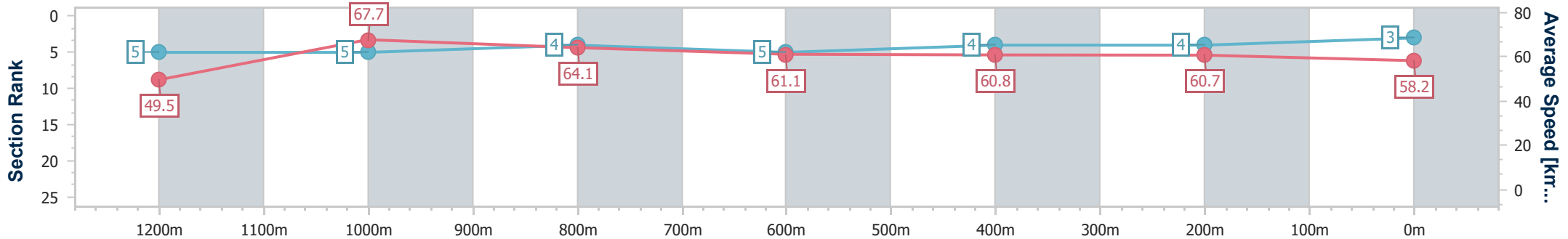


Doomben QLD Professional
Race 9: LADBROKES SAME RACE MULTI Class 1 Handicap - 1350m
 26 June 2024 - 16:15
 Track Rating: Soft 5, Weather: Fine, Rail Position: +6m Entire



BRISBANE
RACING CLUB

Section	Overall	1200m	1000m	800m	600m	400m	200m
Section Times	1:20.82 [3] (0:10.93)	1:09.89 [5] (0:10.66)	0:59.23 [5] (0:11.30)	0:47.93 [4] (0:11.87)	0:36.06 [5] (0:11.83)	0:24.23 [4] (0:11.85)	0:12.38 [4] (0:12.38)
Average Speed [km/h]	49.5	67.7	64.1	61.1	60.8	60.7	58.2
Top Speed [km/h]	67.0	68.1	66.4	62.3	62.4	61.3	60.7
Avg. Dist. to Rail [m]	10.0	2.4	3.1	1.2	0.6	1.1	1.4
Avg. Stride Freq. [Hz]	2.3	2.5	2.4	2.4	2.4	2.4	2.3
Avg. Stride Length [m]	5.9	7.6	7.3	7.2	7.2	7.1	7.0



- [] Ranking at each section and finish
- .-.- No data available at this section
- NA No data available



Horse/Jockey Name	Lasqueti Boom
Final Rank	4
Fastest Section Time (Section)	0:10.92 (1200m)
Top Speed [km/h] (Section)	67.0 (1200m)
Race State	Finished



Doomben QLD Professional
Race 9: LADBROKES SAME RACE MULTI Class 1 Handicap - 1350m

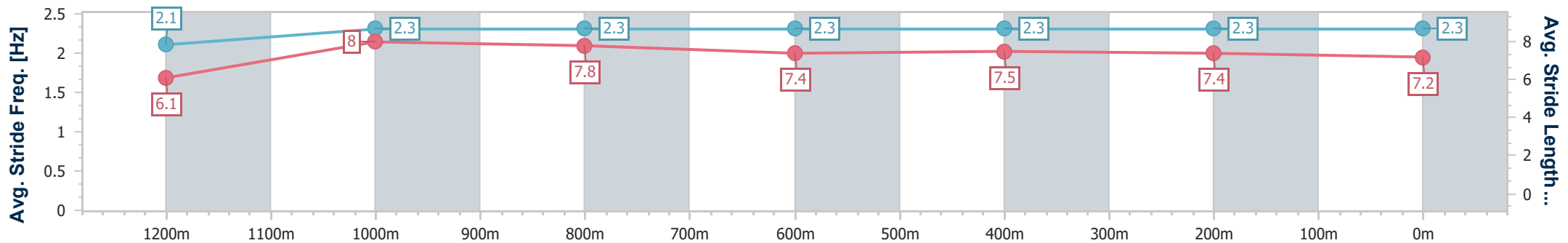
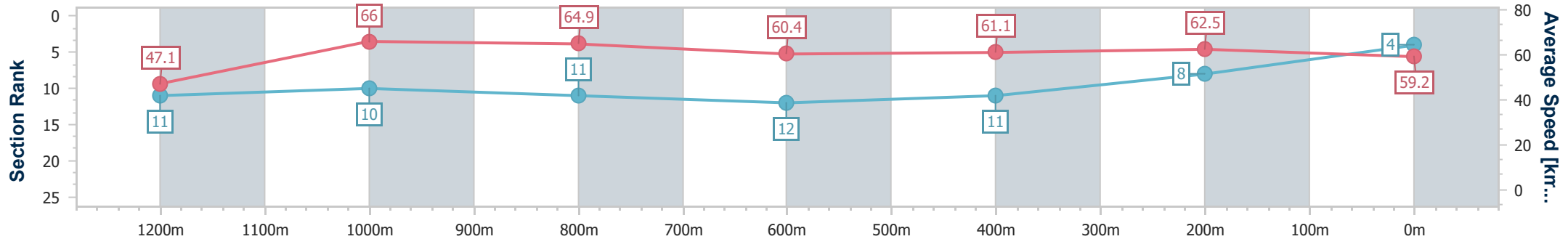


26 June 2024 - 16:15

BRISBANE RACING CLUB

Track Rating: Soft 5, Weather: Fine, Rail Position: +6m Entire

Section	Overall	1200m	1000m	800m	600m	400m	200m
Section Times	1:20.86 [4] (0:11.45)	1:09.41 [11] (0:10.92)	0:58.49 [10] (0:11.11)	0:47.38 [11] (0:11.86)	0:35.52 [12] (0:11.80)	0:23.72 [11] (0:11.55)	0:12.17 [8] (0:12.17)
Average Speed [km/h]	47.1	66.0	64.9	60.4	61.1	62.5	59.2
Top Speed [km/h]	63.2	67.0	66.7	61.9	62.0	64.1	62.6
Avg. Dist. to Rail [m]	3.4	0.4	0.4	0.5	0.5	4.5	7.2
Avg. Stride Freq. [Hz]	2.1	2.3	2.3	2.3	2.3	2.3	2.3
Avg. Stride Length [m]	6.1	8.0	7.8	7.4	7.5	7.4	7.2



- [] Ranking at each section and finish
- .-.- No data available at this section
- NA No data available



Horse/Jockey Name	Release Le Missile
Final Rank	5
Fastest Section Time (Section)	0:11.02 (1200m)
Top Speed [km/h] (Section)	66.7 (1200m)
Race State	Finished

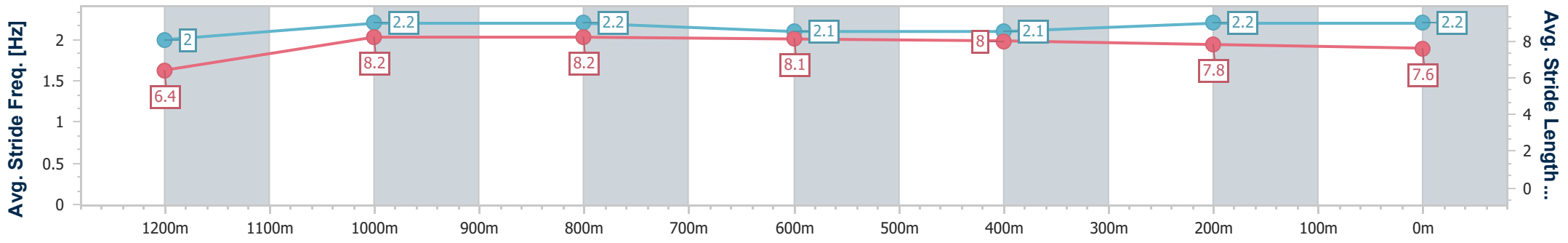
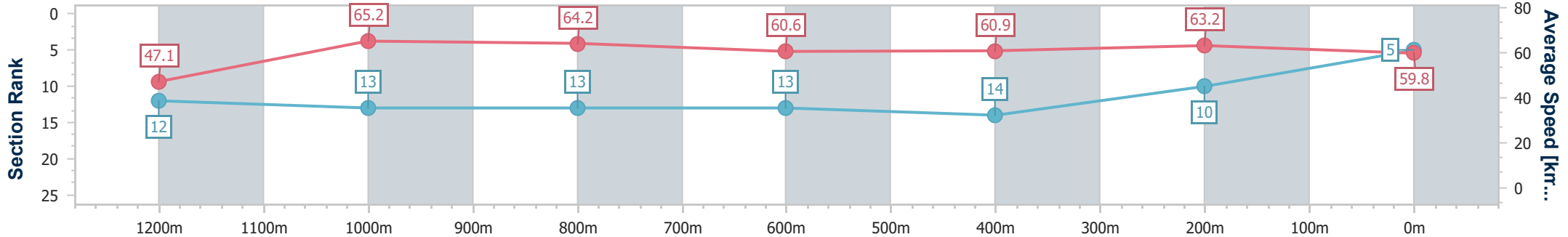


Doomben QLD Professional
Race 9: LADBROKES SAME RACE MULTI Class 1 Handicap - 1350m
 26 June 2024 - 16:15
 Track Rating: Soft 5, Weather: Fine, Rail Position: +6m Entire



BRISBANE
RACING CLUB

Section	Overall	1200m	1000m	800m	600m	400m	200m
Section Times	1:20.88 [5] (0:11.46)	1:09.42 [12] (0:11.02)	0:58.40 [13] (0:11.28)	0:47.12 [13] (0:11.90)	0:35.22 [13] (0:11.79)	0:23.43 [14] (0:11.37)	0:12.06 [10]
Average Speed [km/h]	47.1	65.2	64.2	60.6	60.9	63.2	59.8
Top Speed [km/h]	62.9	66.7	65.4	62.4	61.6	64.4	63.2
Avg. Dist. to Rail [m]	6.0	2.1	1.5	0.3	0.5	1.6	1.8
Avg. Stride Freq. [Hz]	2.0	2.2	2.2	2.1	2.1	2.2	2.2
Avg. Stride Length [m]	6.4	8.2	8.2	8.1	8.0	7.8	7.6



- [] Ranking at each section and finish
- .-.- No data available at this section
- NA No data available



Horse/Jockey Name	Toros
Final Rank	6
Fastest Section Time (Section)	0:10.68 (1200m)
Top Speed [km/h] (Section)	68.4 (1200m)
Race State	Finished



Doomben QLD Professional
Race 9: LADBROKES SAME RACE MULTI Class 1 Handicap - 1350m

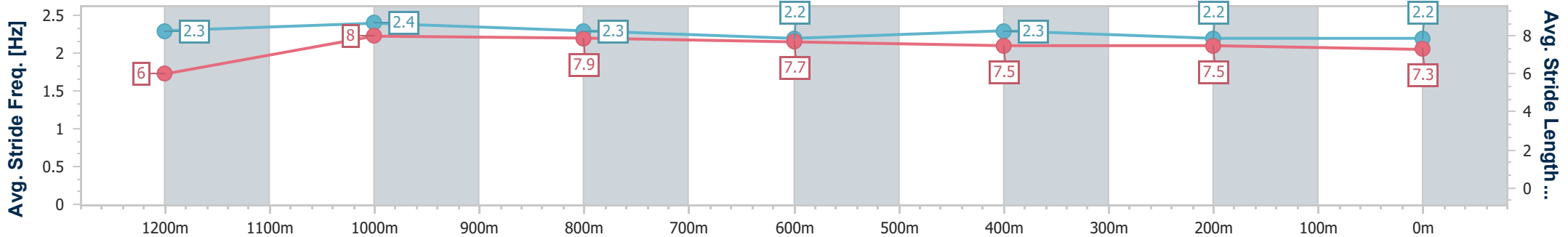
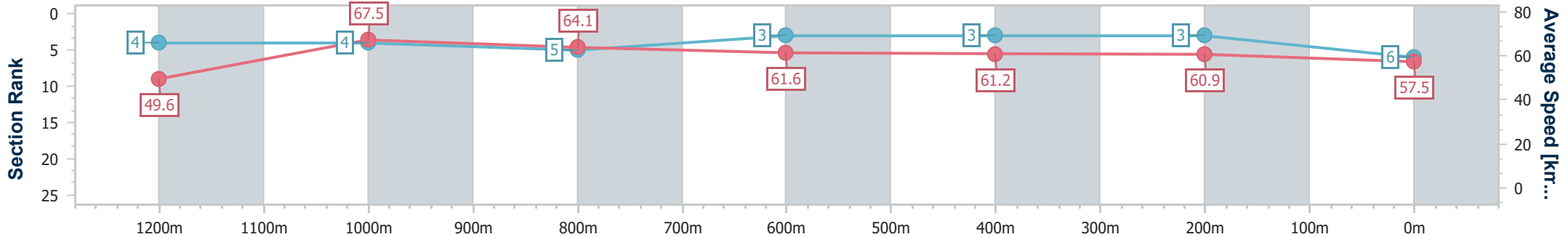


26 June 2024 - 16:15

BRISBANE RACING CLUB

Track Rating: Soft 5, Weather: Fine, Rail Position: +6m Entire

Section	Overall	1200m	1000m	800m	600m	400m	200m
Section Times	1:20.94 [6] (0:10.90)	1:10.04 [4] (0:10.68)	0:59.36 [4] (0:11.32)	0:48.04 [5] (0:11.77)	0:36.27 [3] (0:11.87)	0:24.40 [3] (0:11.86)	0:12.54 [3] (0:12.54)
Average Speed [km/h]	49.6	67.5	64.1	61.6	61.2	60.9	57.5
Top Speed [km/h]	66.8	68.4	67.0	62.3	62.6	61.4	60.3
Avg. Dist. to Rail [m]	13.1	7.8	2.8	1.0	2.2	4.0	5.9
Avg. Stride Freq. [Hz]	2.3	2.4	2.3	2.2	2.3	2.2	2.2
Avg. Stride Length [m]	6.0	8.0	7.9	7.7	7.5	7.5	7.3



- [] Ranking at each section and finish
- .-.- No data available at this section
- NA No data available



Horse/Jockey Name	General Barca
Final Rank	7
Fastest Section Time (Section)	0:11.05 (1200m)
Top Speed [km/h] (Section)	66.8 (1200m)
Race State	Finished

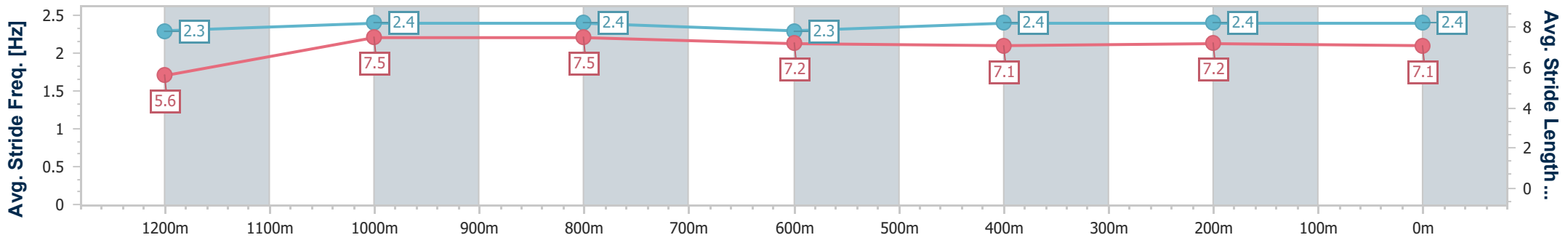
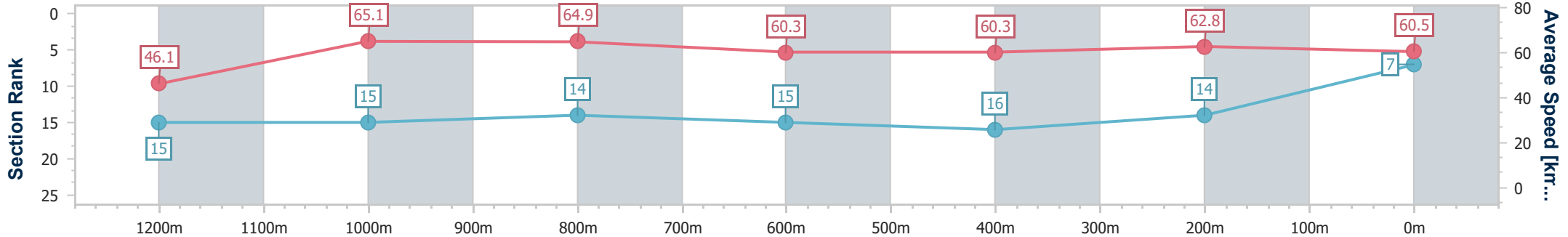


Doomben QLD Professional
Race 9: LADBROKES SAME RACE MULTI Class 1 Handicap - 1350m
 26 June 2024 - 16:15
 Track Rating: Soft 5, Weather: Fine, Rail Position: +6m Entire



BRISBANE
RACING CLUB

Section	Overall	1200m	1000m	800m	600m	400m	200m
Section Times	1:21.00 [7] (0:11.75)	1:09.25 [15] (0:11.05)	0:58.20 [15] (0:11.11)	0:47.09 [14] (0:11.91)	0:35.18 [15] (0:11.86)	0:23.32 [16] (0:11.44)	0:11.88 [14] (0:11.88)
Average Speed [km/h]	46.1	65.1	64.9	60.3	60.3	62.8	60.5
Top Speed [km/h]	63.8	66.8	66.7	62.6	61.6	63.9	63.4
Avg. Dist. to Rail [m]	4.9	0.7	0.5	0.9	0.9	1.1	0.7
Avg. Stride Freq. [Hz]	2.3	2.4	2.4	2.3	2.4	2.4	2.4
Avg. Stride Length [m]	5.6	7.5	7.5	7.2	7.1	7.2	7.1



- [] Ranking at each section and finish
- .-.- No data available at this section
- NA No data available



Horse/Jockey Name	Free Carry
Final Rank	8
Fastest Section Time (Section)	0:10.70 (1200m)
Top Speed [km/h] (Section)	67.9 (1200m)
Race State	Finished



Doomben QLD Professional
Race 9: LADBROKES SAME RACE MULTI Class 1 Handicap - 1350m

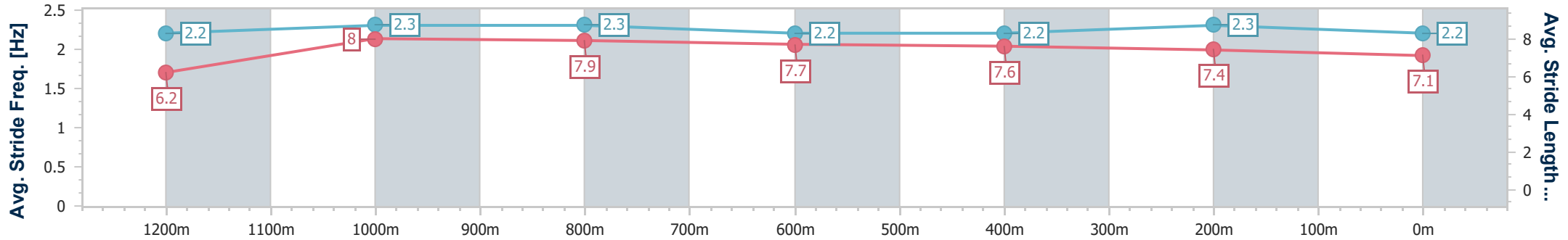
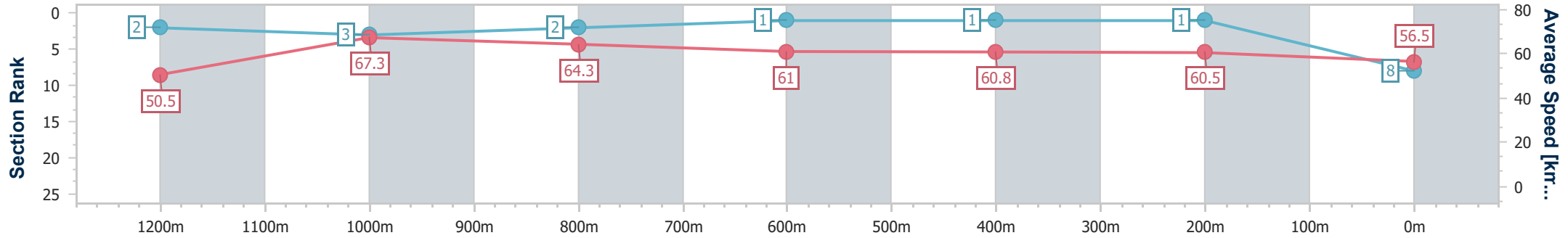
26 June 2024 - 16:15

Track Rating: Soft 5, Weather: Fine, Rail Position: +6m Entire



BRISBANE
RACING CLUB

Section	Overall	1200m	1000m	800m	600m	400m	200m
Section Times	1:21.02 [8] (0:10.73)	1:10.29 [2] (0:10.70)	0:59.59 [3] (0:11.23)	0:48.36 [2] (0:11.83)	0:36.53 [1] (0:11.87)	0:24.66 [1] (0:11.94)	0:12.72 [1] (0:12.72)
Average Speed [km/h]	50.5	67.3	64.3	61.0	60.8	60.5	56.5
Top Speed [km/h]	67.6	67.9	66.6	62.2	61.7	61.3	59.4
Avg. Dist. to Rail [m]	8.1	2.5	1.5	0.9	0.4	2.6	4.2
Avg. Stride Freq. [Hz]	2.2	2.3	2.3	2.2	2.2	2.3	2.2
Avg. Stride Length [m]	6.2	8.0	7.9	7.7	7.6	7.4	7.1



- [] Ranking at each section and finish
- .-.- No data available at this section
- NA No data available



Horse/Jockey Name	Swanic Boom
Final Rank	9
Fastest Section Time (Section)	0:10.88 (1200m)
Top Speed [km/h] (Section)	67.0 (1200m)
Race State	Finished



Doomben QLD Professional
Race 9: LADBROKES SAME RACE MULTI Class 1 Handicap - 1350m

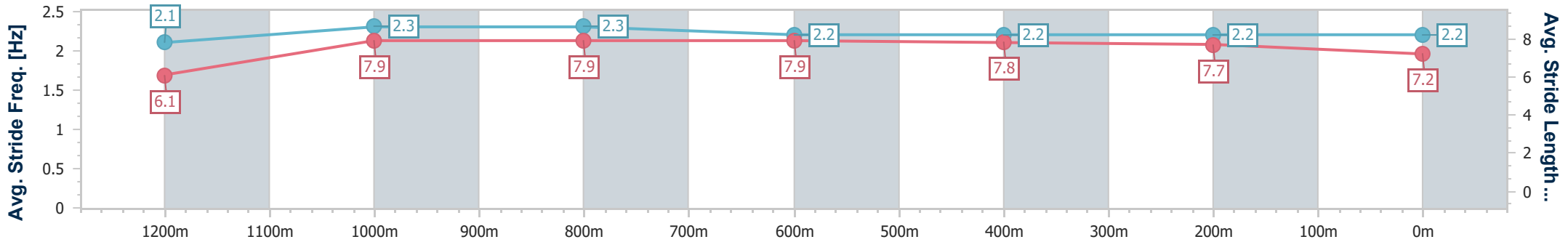
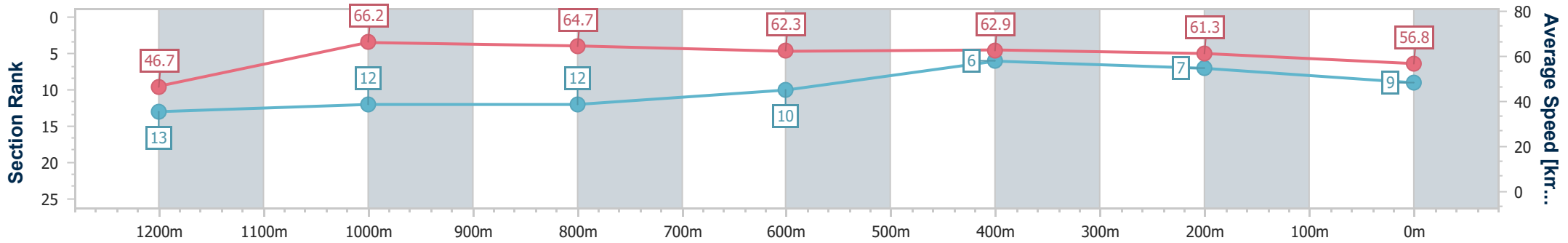


26 June 2024 - 16:15

BRISBANE RACING CLUB

Track Rating: Soft 5, Weather: Fine, Rail Position: +6m Entire

Section	Overall	1200m	1000m	800m	600m	400m	200m
Section Times	1:21.34 [9] (0:11.55)	1:09.79 [13] (0:10.88)	0:58.91 [12] (0:11.19)	0:47.72 [12] (0:11.64)	0:36.08 [10] (0:11.58)	0:24.50 [6] (0:11.84)	0:12.66 [7] (0:12.66)
Average Speed [km/h]	46.7	66.2	64.7	62.3	62.9	61.3	56.8
Top Speed [km/h]	65.2	67.0	66.6	63.6	63.7	62.1	59.4
Avg. Dist. to Rail [m]	14.1	5.4	3.2	1.7	2.1	5.7	8.7
Avg. Stride Freq. [Hz]	2.1	2.3	2.3	2.2	2.2	2.2	2.2
Avg. Stride Length [m]	6.1	7.9	7.9	7.9	7.8	7.7	7.2



- [] Ranking at each section and finish
- .-.- No data available at this section
- NA No data available



Horse/Jockey Name	Firebolt
Final Rank	10
Fastest Section Time (Section)	0:11.05 (1200m)
Top Speed [km/h] (Section)	66.2 (1000m)
Race State	Finished



Doomben QLD Professional
Race 9: LADBROKES SAME RACE MULTI Class 1 Handicap - 1350m

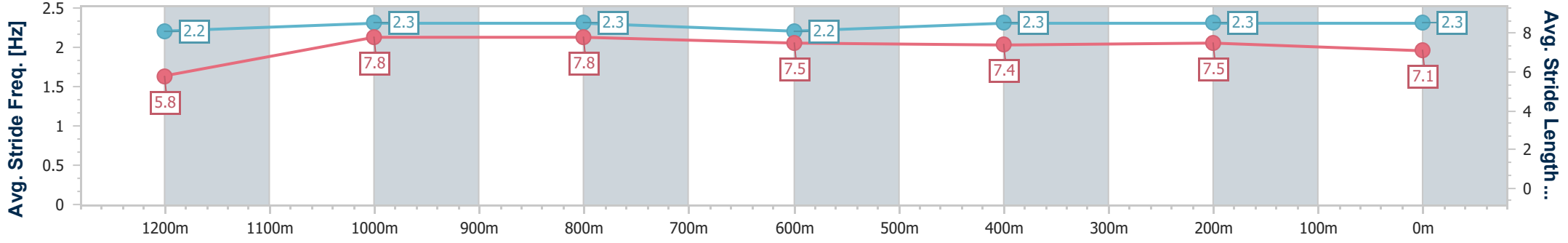
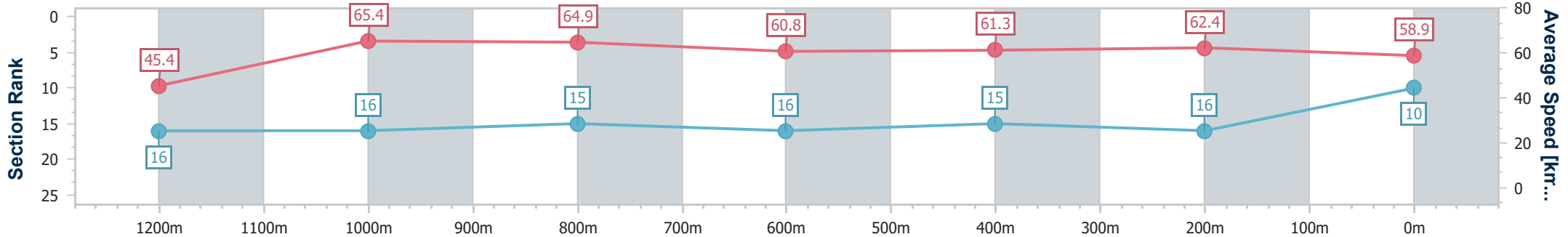


26 June 2024 - 16:15

BRISBANE
RACING CLUB

Track Rating: Soft 5, Weather: Fine, Rail Position: +6m Entire

Section	Overall	1200m	1000m	800m	600m	400m	200m
Section Times	1:21.42 [10] (0:11.86)	1:09.56 [16] (0:11.05)	0:58.51 [16] (0:11.10)	0:47.41 [15] (0:11.86)	0:35.55 [16] (0:11.76)	0:23.79 [15] (0:11.58)	0:12.21 [16] (0:12.21)
Average Speed [km/h]	45.4	65.4	64.9	60.8	61.3	62.4	58.9
Top Speed [km/h]	63.3	66.0	66.2	62.8	61.8	63.5	61.4
Avg. Dist. to Rail [m]	8.3	2.0	1.4	0.4	0.5	2.1	4.7
Avg. Stride Freq. [Hz]	2.2	2.3	2.3	2.2	2.3	2.3	2.3
Avg. Stride Length [m]	5.8	7.8	7.8	7.5	7.4	7.5	7.1



- [] Ranking at each section and finish
- .-.- No data available at this section
- NA No data available



Horse/Jockey Name	Yalla
Final Rank	11
Fastest Section Time (Section)	0:10.97 (1200m)
Top Speed [km/h] (Section)	66.2 (1200m)
Race State	Finished



Doomben QLD Professional
Race 9: LADBROKES SAME RACE MULTI Class 1 Handicap - 1350m

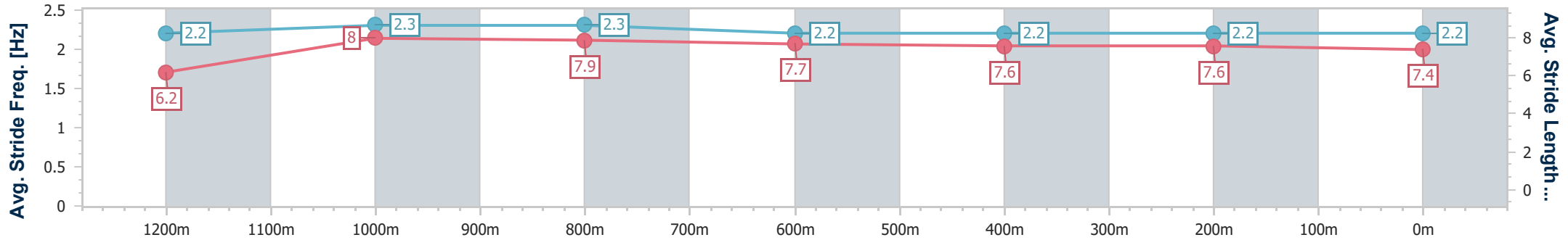
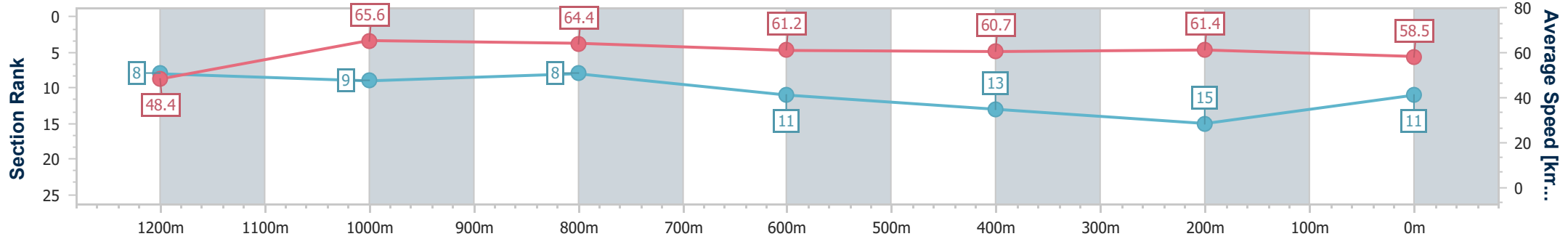
26 June 2024 - 16:15

Track Rating: Soft 5, Weather: Fine, Rail Position: +6m Entire



BRISBANE
RACING CLUB

Section	Overall	1200m	1000m	800m	600m	400m	200m
Section Times	1:21.46 [11] (0:11.20)	1:10.26 [8] (0:10.97)	0:59.29 [9] (0:11.19)	0:48.10 [8] (0:11.94)	0:36.16 [11] (0:12.03)	0:24.13 [13] (0:11.83)	0:12.30 [15] (0:12.30)
Average Speed [km/h]	48.4	65.6	64.4	61.2	60.7	61.4	58.5
Top Speed [km/h]	63.9	66.2	66.1	62.1	61.1	62.2	61.4
Avg. Dist. to Rail [m]	3.4	1.7	1.6	2.4	2.8	4.6	6.4
Avg. Stride Freq. [Hz]	2.2	2.3	2.3	2.2	2.2	2.2	2.2
Avg. Stride Length [m]	6.2	8.0	7.9	7.7	7.6	7.6	7.4



- [] Ranking at each section and finish
- .-.- No data available at this section
- NA No data available



Horse/Jockey Name	Lissaro
Final Rank	12
Fastest Section Time (Section)	0:11.13 (1200m)
Top Speed [km/h] (Section)	65.7 (1200m)
Race State	Finished

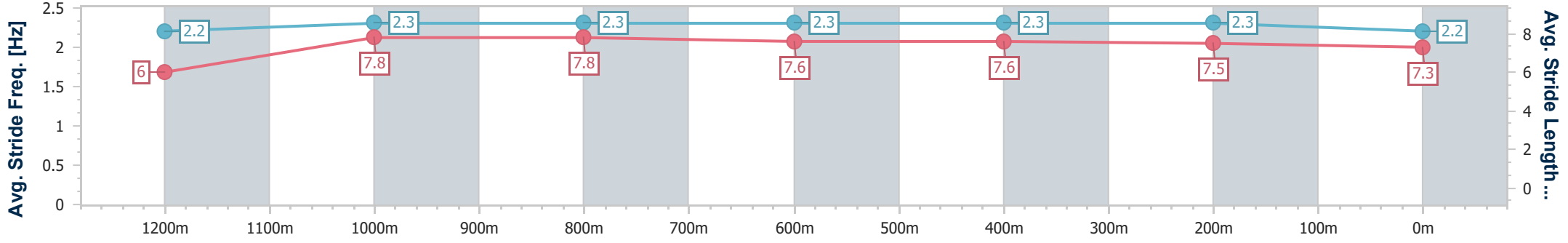
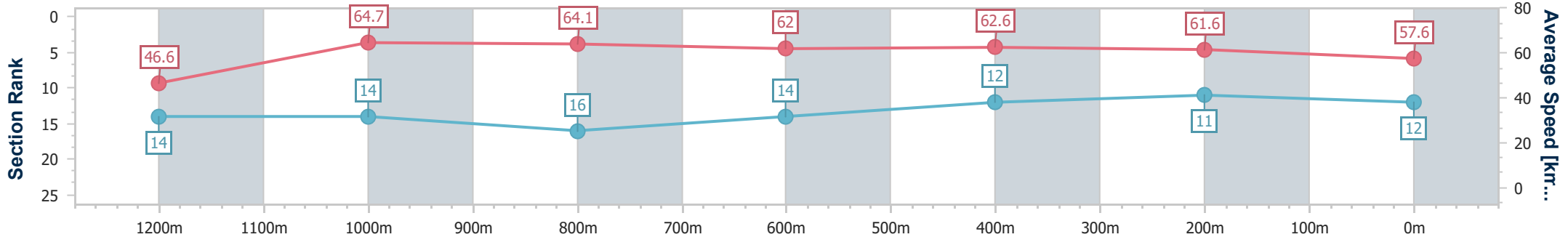


Doomben QLD Professional
Race 9: LADBROKES SAME RACE MULTI Class 1 Handicap - 1350m
 26 June 2024 - 16:15
 Track Rating: Soft 5, Weather: Fine, Rail Position: +6m Entire



BRISBANE
RACING CLUB

Section	Overall	1200m	1000m	800m	600m	400m	200m
Section Times	1:21.53 [12] (0:11.58)	1:09.95 [14] (0:11.13)	0:58.82 [14] (0:11.32)	0:47.50 [16] (0:11.65)	0:35.85 [14] (0:11.60)	0:24.25 [12] (0:11.76)	0:12.49 [11] (0:12.49)
Average Speed [km/h]	46.6	64.7	64.1	62.0	62.6	61.6	57.6
Top Speed [km/h]	63.4	65.7	64.9	63.4	62.9	62.4	60.5
Avg. Dist. to Rail [m]	7.2	3.2	2.6	1.1	1.4	5.6	9.4
Avg. Stride Freq. [Hz]	2.2	2.3	2.3	2.3	2.3	2.3	2.2
Avg. Stride Length [m]	6.0	7.8	7.8	7.6	7.6	7.5	7.3



- [] Ranking at each section and finish
- .-.- No data available at this section
- NA No data available



Horse/Jockey Name	Hit
Final Rank	13
Fastest Section Time (Section)	0:10.59 (1200m)
Top Speed [km/h] (Section)	68.6 (1200m)
Race State	Finished



Doomben QLD Professional
Race 9: LADBROKES SAME RACE MULTI Class 1 Handicap - 1350m

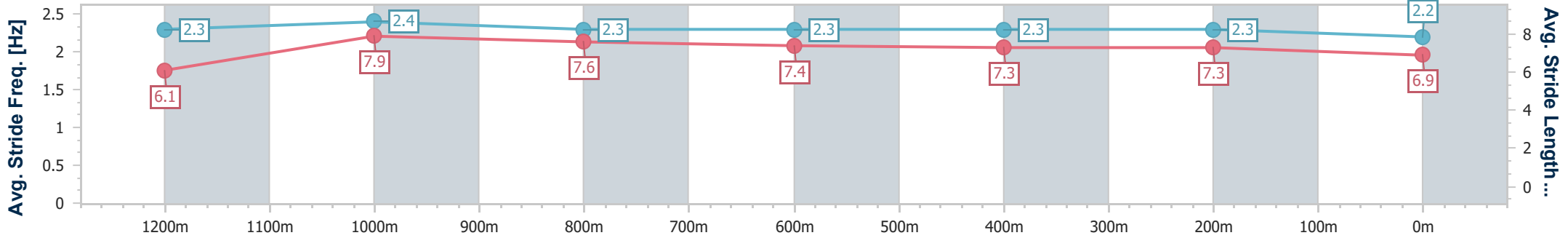
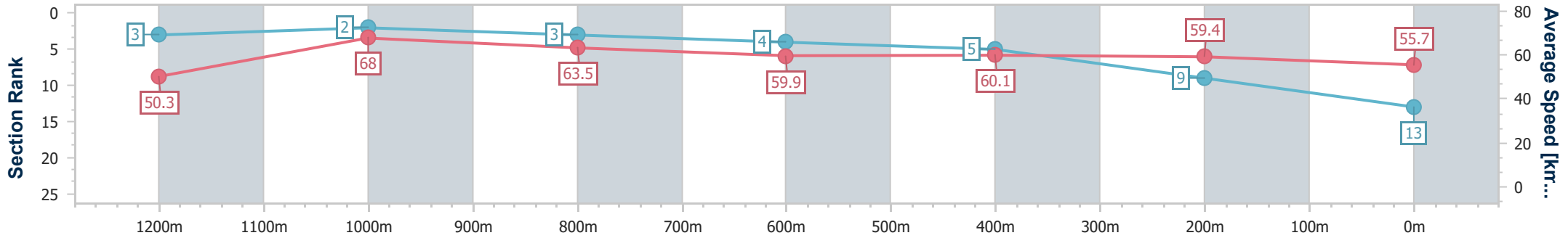
26 June 2024 - 16:15

Track Rating: Soft 5, Weather: Fine, Rail Position: +6m Entire



BRISBANE
RACING CLUB

Section	Overall	1200m	1000m	800m	600m	400m	200m
Section Times	1:21.64 [13] (0:10.75)	1:10.89 [3] (0:10.59)	1:00.30 [2] (0:11.34)	0:48.96 [3] (0:12.01)	0:36.95 [4] (0:11.94)	0:25.01 [5] (0:12.09)	0:12.92 [9] (0:12.92)
Average Speed [km/h]	50.3	68.0	63.5	59.9	60.1	59.4	55.7
Top Speed [km/h]	67.1	68.6	67.3	61.0	61.0	60.3	58.8
Avg. Dist. to Rail [m]	2.7	1.1	0.6	0.2	0.8	0.7	1.4
Avg. Stride Freq. [Hz]	2.3	2.4	2.3	2.3	2.3	2.3	2.2
Avg. Stride Length [m]	6.1	7.9	7.6	7.4	7.3	7.3	6.9



- [] Ranking at each section and finish
- .-.- No data available at this section
- NA No data available



Horse/Jockey Name	Ever So Clever
Final Rank	14
Fastest Section Time (Section)	0:10.67 (1200m)
Top Speed [km/h] (Section)	68.5 (1200m)
Race State	Finished



Doomben QLD Professional
Race 9: LADBROKES SAME RACE MULTI Class 1 Handicap - 1350m

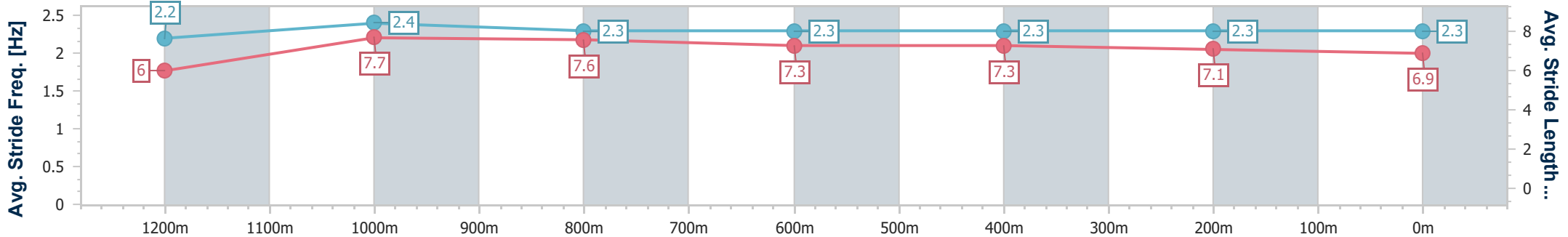
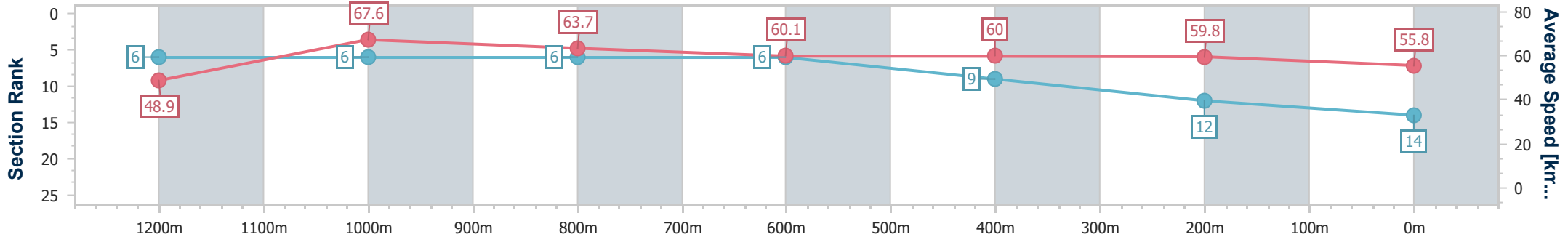
26 June 2024 - 16:15

Track Rating: Soft 5, Weather: Fine, Rail Position: +6m Entire



BRISBANE RACING CLUB

Section	Overall	1200m	1000m	800m	600m	400m	200m
Section Times	1:22.02 [14] (0:11.03)	1:10.99 [6] (0:10.67)	1:00.32 [6] (0:11.27)	0:49.05 [6] (0:12.01)	0:37.04 [6] (0:12.04)	0:25.00 [9] (0:12.05)	0:12.95 [12] (0:12.95)
Average Speed [km/h]	48.9	67.6	63.7	60.1	60.0	59.8	55.8
Top Speed [km/h]	64.3	68.5	66.6	61.1	61.4	60.8	58.0
Avg. Dist. to Rail [m]	3.9	1.3	0.6	0.5	0.6	1.8	1.5
Avg. Stride Freq. [Hz]	2.2	2.4	2.3	2.3	2.3	2.3	2.3
Avg. Stride Length [m]	6.0	7.7	7.6	7.3	7.3	7.1	6.9



- [] Ranking at each section and finish
- .-.- No data available at this section
- NA No data available



Horse/Jockey Name	Fleur De Vie
Final Rank	15
Fastest Section Time (Section)	0:10.61 (1200m)
Top Speed [km/h] (Section)	68.9 (1200m)
Race State	Finished



Doomben QLD Professional
Race 9: LADBROKES SAME RACE MULTI Class 1 Handicap - 1350m

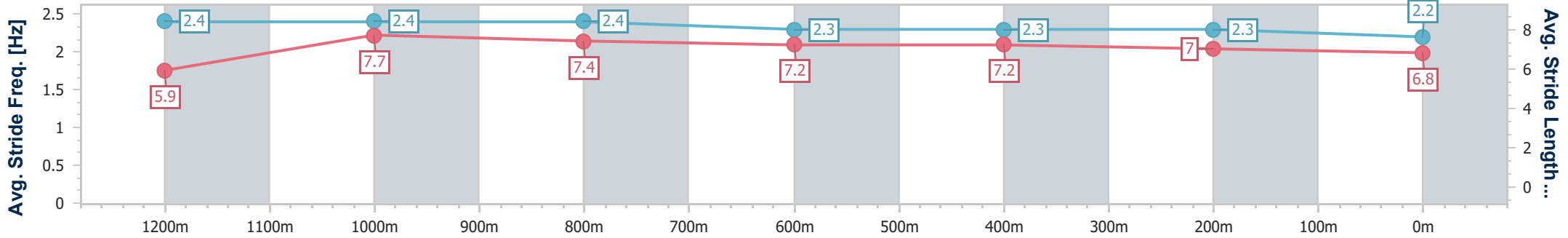
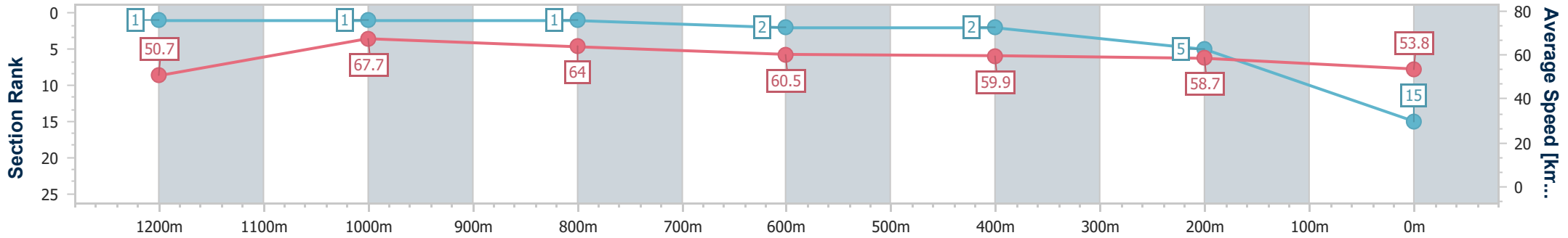
26 June 2024 - 16:15

Track Rating: Soft 5, Weather: Fine, Rail Position: +6m Entire



BRISBANE
RACING CLUB

Section	Overall	1200m	1000m	800m	600m	400m	200m
Section Times	1:22.04 [15] (0:10.66)	1:11.38 [1] (0:10.61)	1:00.77 [1] (0:11.33)	0:49.44 [1] (0:11.94)	0:37.50 [2] (0:11.89)	0:25.61 [2] (0:12.20)	0:13.41 [5] (0:13.41)
Average Speed [km/h]	50.7	67.7	64.0	60.5	59.9	58.7	53.8
Top Speed [km/h]	68.2	68.9	67.0	61.0	61.1	60.0	56.9
Avg. Dist. to Rail [m]	9.6	4.5	2.3	0.6	1.6	1.3	1.9
Avg. Stride Freq. [Hz]	2.4	2.4	2.4	2.3	2.3	2.3	2.2
Avg. Stride Length [m]	5.9	7.7	7.4	7.2	7.2	7.0	6.8



- [] Ranking at each section and finish
- .-.- No data available at this section
- NA No data available



Horse/Jockey Name	Thought Crime
Final Rank	16
Fastest Section Time (Section)	0:10.74 (1200m)
Top Speed [km/h] (Section)	68.1 (1200m)
Race State	Finished

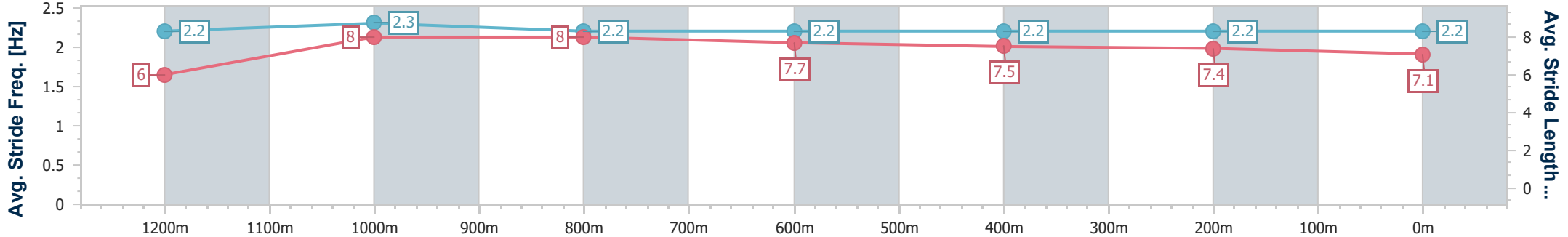
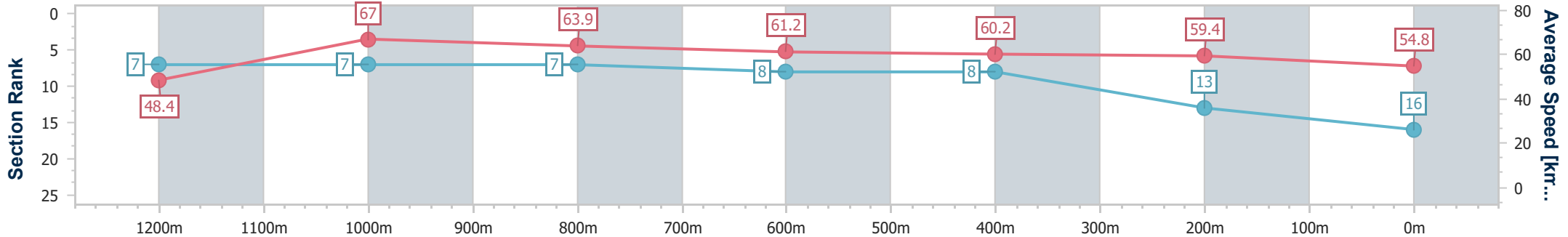


Doomben QLD Professional
Race 9: LADBROKES SAME RACE MULTI Class 1 Handicap - 1350m
 26 June 2024 - 16:15
 Track Rating: Soft 5, Weather: Fine, Rail Position: +6m Entire



BRISBANE
RACING CLUB

Section	Overall	1200m	1000m	800m	600m	400m	200m
Section Times	1:22.19 [16] (0:11.19)	1:11.00 [7] (0:10.74)	1:00.26 [7] (0:11.32)	0:48.94 [7] (0:11.78)	0:37.16 [8] (0:11.91)	0:25.25 [8] (0:12.14)	0:13.11 [13] (0:13.11)
Average Speed [km/h]	48.4	67.0	63.9	61.2	60.2	59.4	54.8
Top Speed [km/h]	66.5	68.1	65.8	63.2	62.0	60.2	58.0
Avg. Dist. to Rail [m]	10.8	2.8	1.4	0.2	0.6	2.3	4.9
Avg. Stride Freq. [Hz]	2.2	2.3	2.2	2.2	2.2	2.2	2.2
Avg. Stride Length [m]	6.0	8.0	8.0	7.7	7.5	7.4	7.1



- [] Ranking at each section and finish
- .-.- No data available at this section
- NA No data available