



# Doomben QLD Professional

## Race 8: MEKKA RACEDAY 17 AUGUST BENCHMARK 72 Handicap - 1350m

26 June 2024 - 15:39



BRISBANE  
RACING CLUB

Track Rating: Soft 5, Weather: Fine, Rail Position: +6m Entire

Section		Overall	1200m	1000m	800m	600m	400m	Last 600m				
Field Times		1:20.10 (0:11.14)	1:08.96 (0:10.89)	0:58.07 (0:11.60)	0:46.47 (0:11.97)	0:34.50 (0:11.59)	0:22.91 (0:11.32)	0:34.50				
Rank	TAB Horse/Jockey	Barrier	Top Speed [km/h]	Fastest Section	Distance Travelled [m]							
1	3 ATLANTIC OCEAN James Orman	9	68.4 400m	0:10.92 400m	1:20.10 [1] (0:11.49)	1:08.61 [7] (0:11.27)	0:57.34 [9] (0:11.60)	0:45.74 [9] (0:11.99)	0:33.75 [9] (0:11.47)	0:22.28 [9] (0:10.92)	0:33.75	
2	1 DENIED Emily Lang	13	68.0 1200m	0:10.88 1200m	1:20.38 [2] (0:11.15)	1:09.23 [3] (0:10.88)	0:58.35 [1] (0:11.60)	0:46.75 [1] (0:11.97)	0:34.78 [1] (0:11.61)	0:23.17 [2] (0:11.35)	0:34.78	-6
3	12 DROP THE MIC Bailey Wheeler	6	67.1 1200m	0:10.86 1200m	1:20.43 [3] (0:11.49)	1:08.94 [7] (0:10.86)	0:58.08 [5] (0:11.64)	0:46.44 [5] (0:12.03)	0:34.41 [5] (0:11.58)	0:22.83 [4] (0:11.23)	0:34.41	-1
3	17 SINGER SARGENT Damien Thornton	7	65.9 400m	0:11.08 400m	1:20.43 [3] (0:12.08)	1:08.35 [15] (0:11.33)	0:57.02 [14] (0:11.23)	0:45.79 [13] (0:11.68)	0:34.11 [8] (0:11.42)	0:22.69 [7] (0:11.08)	0:34.11	-2
5	15 BRASCO Michael Rodd	14	66.7 400m	0:11.04 400m	1:20.56 [5] (0:11.69)	1:08.87 [11] (0:11.42)	0:57.45 [11] (0:11.50)	0:45.95 [12] (0:12.10)	0:33.85 [12] (0:11.40)	0:22.45 [11] (0:11.04)	0:33.85	+0
6	13 DIANA'S AFFAIR Cejay Graham	4	66.3 1200m	0:11.06 1200m	1:20.67 [6] (0:11.15)	1:09.52 [2] (0:11.06)	0:58.46 [3] (0:11.65)	0:46.81 [3] (0:12.05)	0:34.76 [4] (0:11.57)	0:23.19 [3] (0:11.25)	0:34.76	-5
7	8 MOTELL Ryan Maloney	2	65.8 400m	0:11.10 1200m	1:20.72 [7] (0:11.45)	1:09.27 [6] (0:11.10)	0:58.17 [7] (0:11.63)	0:46.54 [7] (0:12.00)	0:34.54 [7] (0:11.59)	0:22.95 [8] (0:11.15)	0:34.54	-3
8	4 COLLAY'S SPIRIT Casey Waddell	16	67.7 1200m	0:10.81 1200m	1:20.74 [8] (0:11.25)	1:09.49 [4] (0:10.81)	0:58.68 [2] (0:11.60)	0:47.08 [2] (0:11.96)	0:35.12 [2] (0:11.57)	0:23.55 [1] (0:11.32)	0:35.12	-3
9	16 IRON GRACE Samantha Collett	1	65.4 1200m	0:11.11 1200m	1:20.83 [9] (0:11.41)	1:09.42 [5] (0:11.11)	0:58.31 [6] (0:11.59)	0:46.72 [6] (0:11.95)	0:34.77 [6] (0:11.61)	0:23.16 [6] (0:11.24)	0:34.77	-6
10	5 KNIFE'S EDGE Vlad Duric	10	66.5 400m	0:11.03 400m	1:20.89 [10] (0:11.88)	1:09.01 [13] (0:11.27)	0:57.74 [13] (0:11.55)	0:46.19 [14] (0:12.02)	0:34.17 [13] (0:11.47)	0:22.70 [12] (0:11.03)	0:34.17	-6

Scratched: April In Augusta (#2), Thunder Mania (#10), Casrock (#11)

[ ] Ranking at each section and finish  
 -:-:- No data available at this section  
 NA No data available

SCN Saddle cloth number  
 DNF Did not finish  
 DNT Did not track



**Doomben QLD Professional**  
**Race 8: MEKKA RACEDAY 17 AUGUST BENCHMARK 72 Handicap - 1350m**  
**26 June 2024 - 15:39**



Track Rating: Soft 5, Weather: Fine, Rail Position: +6m Entire

Section		Overall	1200m	1000m	800m	600m	400m	Last 600m				
Field Times		1:20.10 (0:11.14)	1:08.96 (0:10.89)	0:58.07 (0:11.60)	0:46.47 (0:11.97)	0:34.50 (0:11.59)	0:22.91 (0:11.32)	0:34.50				
Rank	TAB Horse/Jockey	Barrier	Top Speed [km/h]	Fastest Section	Distance Travelled [m]							
11	9 MOCAMBO Adin Thompson	3	67.1 400m	0:10.97 400m	1:20.91 [11] (0:11.95)	1:08.96 [14] (0:11.58)	0:57.38 [15] (0:11.38)	0:46.00 [15] (0:12.06)	0:33.94 [15] (0:11.43)	0:22.51 [15] (0:10.97)	0:33.94	-3
12	7 FIGHTING IDOL Justin Stanley	5	67.2 1000m	0:11.11 1200m	1:20.92 [12] (0:11.14)	1:09.78 [1] (0:11.11)	0:58.67 [4] (0:11.61)	0:47.06 [3] (0:12.01)	0:35.05 [3] (0:11.78)	0:23.27 [5] (0:11.34)	0:35.05	-4
13	6 ALLEZ ZOU Robbie Dolan	11	66.0 400m	0:11.13 1200m	1:20.98 [13] (0:11.67)	1:09.31 [10] (0:11.13)	0:58.18 [10] (0:11.57)	0:46.61 [10] (0:12.05)	0:34.56 [10] (0:11.62)	0:22.94 [10] (0:11.14)	0:34.56	-1
14	14 SMOKIN' TOFF Nikita Beriman	12	68.9 400m	0:10.95 400m	1:21.07 [14] (0:11.77)	1:09.30 [12] (0:11.34)	0:57.96 [12] (0:11.35)	0:46.61 [11] (0:12.27)	0:34.34 [14] (0:11.59)	0:22.75 [14] (0:10.95)	0:34.34	+6
15	18 BIGGIE Mark Du Plessis	8	65.9 1200m	0:11.13 1200m	1:24.18 [15] (0:11.58)	1:12.60 [9] (0:11.13)	1:01.47 [8] (0:11.58)	0:49.89 [8] (0:12.14)	0:37.75 [11] (0:11.80)	0:25.95 [13] (0:11.83)	0:37.75	-3

Scratched: April In Augusta (#2), Thunder Mania (#10), Casrock (#11)

[ ] Ranking at each section and finish  
 -:-:- No data available at this section  
 NA No data available

SCN Saddle cloth number  
 DNF Did not finish  
 DNT Did not track



**Doomben QLD Professional**  
**Race 8: MEKKA RACEDAY 17 AUGUST BENCHMARK 72 Handicap - 1350m**

26 June 2024 - 15:39



BRISBANE  
RACING CLUB

Track Rating: Soft 5, Weather: Fine, Rail Position: +6m Entire

Section				200m				Last 600m	
Field Times				0:11.59 (0:11.59)				0:34.50	
Rank	TAB Horse/Jockey	Barrier	Top Speed [km/h]	Fastest Section	Margin				Distance Travelled [m]
1	3 ATLANTIC OCEAN James Orman	9	68.4 400m	0:10.92 400m	0:11.36 [4] (0:11.36)	1:20.10		0:33.75	
2	1 DENIED Emily Lang	13	68.0 1200m	0:10.88 1200m	0:11.82 [2] (0:11.82)	1.62L		0:34.78	-6
3	12 DROP THE MIC Bailey Wheeler	6	67.1 1200m	0:10.86 1200m	0:11.60 [6] (0:11.60)	1.96L		0:34.41	-1
3	17 SINGER SARGENT Damien Thornton	7	65.9 400m	0:11.08 400m	0:11.61 [5] (0:11.61)	1.96L		0:34.11	-2
5	15 BRASCO Michael Rodd	14	66.7 400m	0:11.04 400m	0:11.41 [10] (0:11.41)	2.71L		0:33.85	+0
6	13 DIANA'S AFFAIR Cejay Graham	4	66.3 1200m	0:11.06 1200m	0:11.94 [3] (0:11.94)	3.38L		0:34.76	-5
7	8 MOTELL Ryan Maloney	2	65.8 400m	0:11.10 1200m	0:11.80 [8] (0:11.80)	3.64L		0:34.54	-3
8	4 COLLAY'S SPIRIT Casey Waddell	16	67.7 1200m	0:10.81 1200m	0:12.23 [1] (0:12.23)	3.76L		0:35.12	-3
9	16 IRON GRACE Samantha Collett	1	65.4 1200m	0:11.11 1200m	0:11.92 [7] (0:11.92)	4.31L		0:34.77	-6
10	5 KNIFE'S EDGE Vlad Duric	10	66.5 400m	0:11.03 400m	0:11.67 [12] (0:11.67)	4.68L		0:34.17	-6

Scratched: April In Augusta (#2), Thunder Mania (#10), Casrock (#11)

[ ] Ranking at each section and finish  
 -:-:- No data available at this section  
 NA No data available

SCN Saddle cloth number  
 DNF Did not finish  
 DNT Did not track



**Doomben QLD Professional**  
**Race 8: MEKKA RACEDAY 17 AUGUST BENCHMARK 72 Handicap -**  
**1350m**

26 June 2024 - 15:39



BRISBANE  
RACING CLUB

Track Rating: Soft 5, Weather: Fine, Rail Position: +6m Entire

Section				200m				Last 600m	
Field Times				0:11.59 (0:11.59)				0:34.50	
Rank	TAB Horse/Jockey	Barrier	Top Speed [km/h]	Fastest Section	Margin				Distance Travelled [m]
11	9 MOCAMBO Adin Thompson	3	67.1 400m	0:10.97 400m	0:11.54 [14] (0:11.54)	4.76L		0:33.94	-3
12	7 FIGHTING IDOL Justin Stanley	5	67.2 1000m	0:11.11 1200m	0:11.93 [9] (0:11.93)	4.82L		0:35.05	-4
13	6 ALLEZ ZOU Robbie Dolan	11	66.0 400m	0:11.13 1200m	0:11.80 [11] (0:11.80)	5.17L		0:34.56	-1
14	14 SMOKIN' TOFF Nikita Beriman	12	68.9 400m	0:10.95 400m	0:11.80 [13] (0:11.80)	5.71L		0:34.34	+6
15	18 BIGGIE Mark Du Plessis	8	65.9 1200m	0:11.13 1200m	0:14.12 [15] (0:14.12)	24.03L		0:37.75	-3

Scratched: April In Augusta (#2), Thunder Mania (#10), Casrock (#11)



Horse/Jockey Name	Atlantic Ocean
Final Rank	1
Fastest Section Time (Section)	0:10.92 (400m)
Top Speed [km/h] (Section)	68.4 (400m)
Race State	Finished

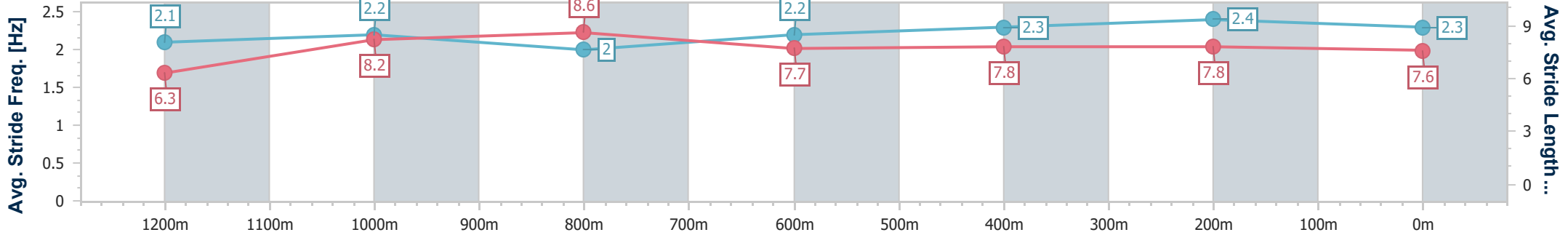
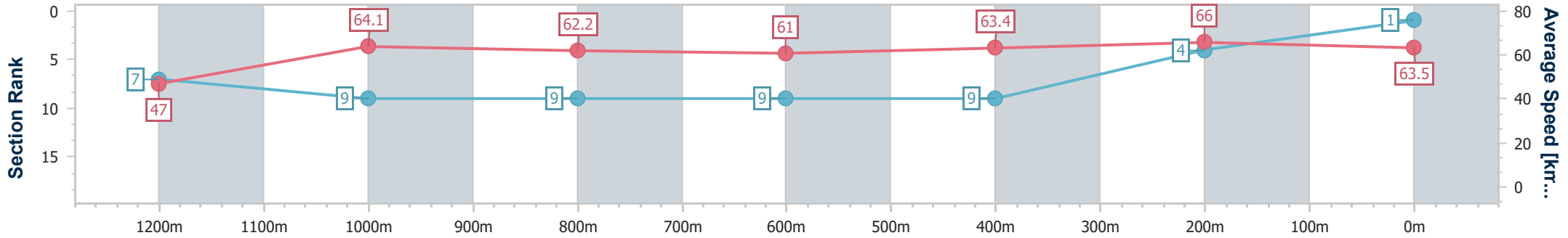


**Doomben QLD Professional**  
**Race 8: MEKKA RACEDAY 17 AUGUST BENCHMARK 72**  
**Handicap - 1350m**  
**26 June 2024 - 15:39**  
**Track Rating: Soft 5, Weather: Fine, Rail Position: +6m Entire**



**BRISBANE**  
**RACING CLUB**

Section	Overall	1200m	1000m	800m	600m	400m	200m
Section Times	1:20.10 [1] (0:11.49)	1:08.61 [7] (0:11.27)	0:57.34 [9] (0:11.60)	0:45.74 [9] (0:11.99)	0:33.75 [9] (0:11.47)	0:22.28 [9] (0:10.92)	0:11.36 [4] (0:11.36)
Average Speed [km/h]	47.0	64.1	62.2	61.0	63.4	66.0	63.5
Top Speed [km/h]	63.5	65.2	65.1	62.6	63.8	68.4	65.7
Avg. Dist. to Rail [m]	8.3	4.0	3.2	2.7	1.6	0.6	2.3
Avg. Stride Freq. [Hz]	2.1	2.2	2.0	2.2	2.3	2.4	2.3
Avg. Stride Length [m]	6.3	8.2	8.6	7.7	7.8	7.8	7.6



- [ ] Ranking at each section and finish
- .-.- No data available at this section
- NA No data available



Horse/Jockey Name	Denied
Final Rank	2
Fastest Section Time (Section)	0:10.88 (1200m)
Top Speed [km/h] (Section)	68.0 (1200m)
Race State	Finished

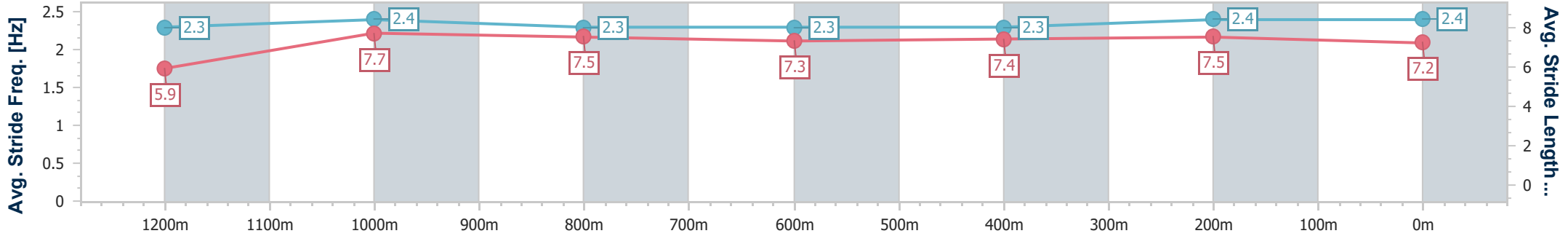
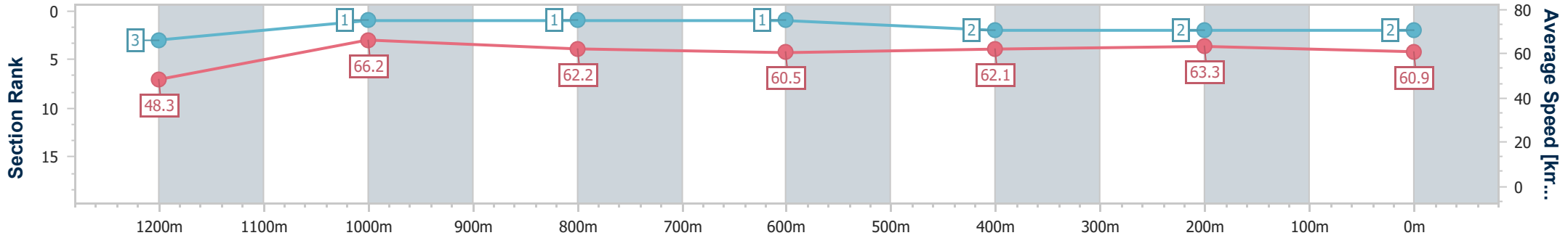


**Doomben QLD Professional**  
**Race 8: MEKKA RACEDAY 17 AUGUST BENCHMARK 72**  
**Handicap - 1350m**  
**26 June 2024 - 15:39**  
**Track Rating: Soft 5, Weather: Fine, Rail Position: +6m Entire**



**BRISBANE**  
**RACING CLUB**

Section	Overall	1200m	1000m	800m	600m	400m	200m
Section Times	1:20.38 [2] (0:11.15)	1:09.23 [3] (0:10.88)	0:58.35 [1] (0:11.60)	0:46.75 [1] (0:11.97)	0:34.78 [1] (0:11.61)	0:23.17 [2] (0:11.35)	0:11.82 [2] (0:11.82)
Average Speed [km/h]	48.3	66.2	62.2	60.5	62.1	63.3	60.9
Top Speed [km/h]	67.4	68.0	63.5	61.2	62.8	64.4	62.8
Avg. Dist. to Rail [m]	10.9	1.9	0.4	1.1	0.5	1.3	1.9
Avg. Stride Freq. [Hz]	2.3	2.4	2.3	2.3	2.3	2.4	2.4
Avg. Stride Length [m]	5.9	7.7	7.5	7.3	7.4	7.5	7.2



- [ ] Ranking at each section and finish
- .-.- No data available at this section
- NA No data available



Horse/Jockey Name	Drop The Mic
Final Rank	3
Fastest Section Time (Section)	0:10.86 (1200m)
Top Speed [km/h] (Section)	67.1 (1200m)
Race State	Finished

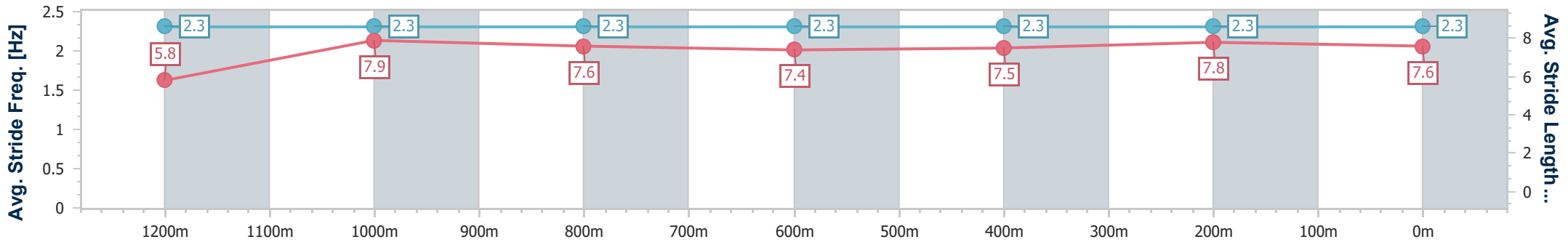
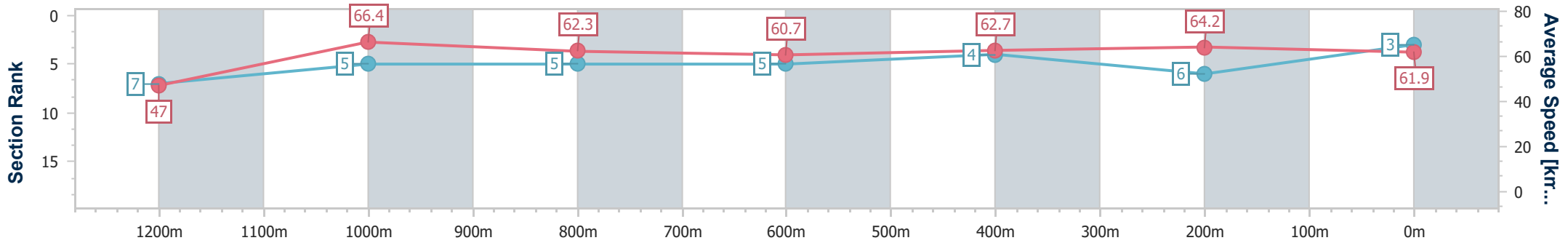


**Doomben QLD Professional**  
**Race 8: MEKKA RACEDAY 17 AUGUST BENCHMARK 72**  
**Handicap - 1350m**  
**26 June 2024 - 15:39**  
**Track Rating: Soft 5, Weather: Fine, Rail Position: +6m Entire**



**BRISBANE**  
**RACING CLUB**

Section	Overall	1200m	1000m	800m	600m	400m	200m
Section Times	1:20.43 [3] (0:11.49)	1:08.94 [7] (0:10.86)	0:58.08 [5] (0:11.64)	0:46.44 [5] (0:12.03)	0:34.41 [5] (0:11.58)	0:22.83 [4] (0:11.23)	0:11.60 [6] (0:11.60)
Average Speed [km/h]	47.0	66.4	62.3	60.7	62.7	64.2	61.9
Top Speed [km/h]	66.2	67.1	67.1	61.8	63.8	65.0	63.7
Avg. Dist. to Rail [m]	5.7	2.7	2.9	2.6	1.7	0.5	1.8
Avg. Stride Freq. [Hz]	2.3	2.3	2.3	2.3	2.3	2.3	2.3
Avg. Stride Length [m]	5.8	7.9	7.6	7.4	7.5	7.8	7.6



- [ ] Ranking at each section and finish
- .-.- No data available at this section
- NA No data available



Horse/Jockey Name	Singer Sargent
Final Rank	3
Fastest Section Time (Section)	0:11.08 (400m)
Top Speed [km/h] (Section)	65.9 (400m)
Race State	Finished

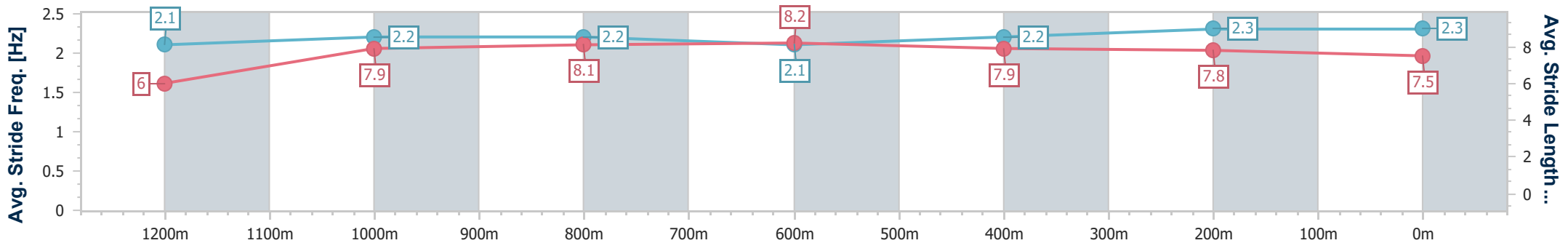
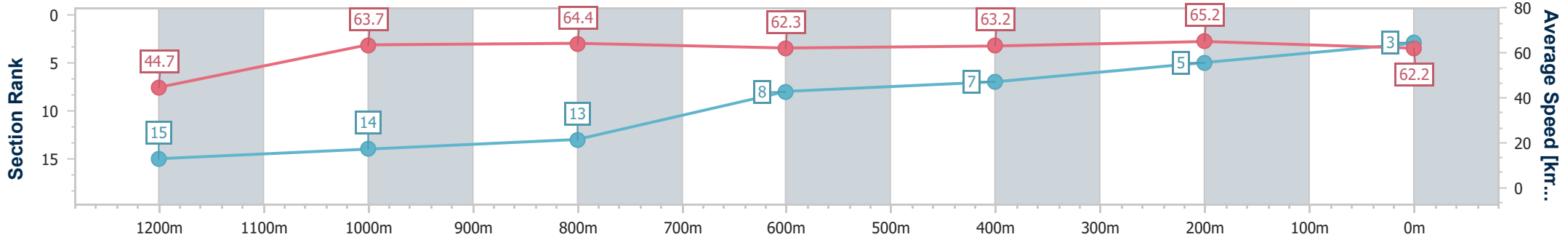


**Doomben QLD Professional**  
**Race 8: MEKKA RACEDAY 17 AUGUST BENCHMARK 72**  
**Handicap - 1350m**  
**26 June 2024 - 15:39**  
**Track Rating: Soft 5, Weather: Fine, Rail Position: +6m Entire**



**BRISBANE**  
**RACING CLUB**

Section	Overall	1200m	1000m	800m	600m	400m	200m
Section Times	1:20.43 [3] (0:12.08)	1:08.35 [15] (0:11.33)	0:57.02 [14] (0:11.23)	0:45.79 [13] (0:11.68)	0:34.11 [8] (0:11.42)	0:22.69 [7] (0:11.08)	0:11.61 [5] (0:11.61)
Average Speed [km/h]	44.7	63.7	64.4	62.3	63.2	65.2	62.2
Top Speed [km/h]	61.8	65.5	65.1	63.5	64.8	65.9	65.3
Avg. Dist. to Rail [m]	6.0	2.4	2.9	1.7	1.1	2.0	2.7
Avg. Stride Freq. [Hz]	2.1	2.2	2.2	2.1	2.2	2.3	2.3
Avg. Stride Length [m]	6.0	7.9	8.1	8.2	7.9	7.8	7.5



- [ ] Ranking at each section and finish
- .-.- No data available at this section
- NA No data available





Horse/Jockey Name	Brasco
Final Rank	5
Fastest Section Time (Section)	0:11.04 (400m)
Top Speed [km/h] (Section)	66.7 (400m)
Race State	Finished

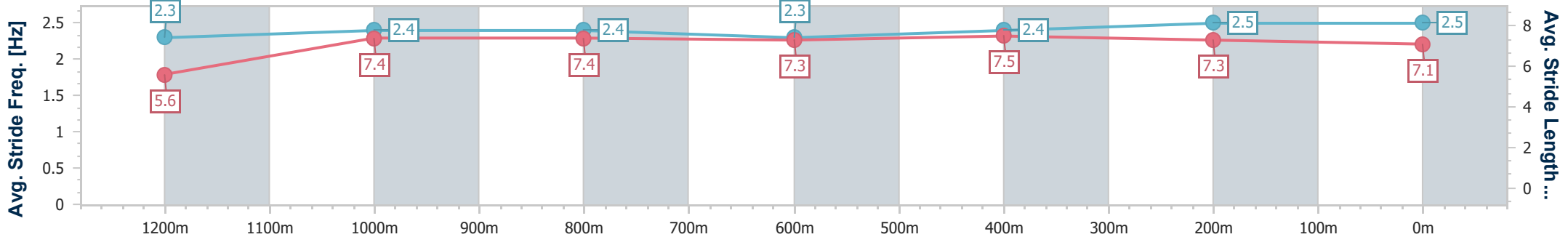
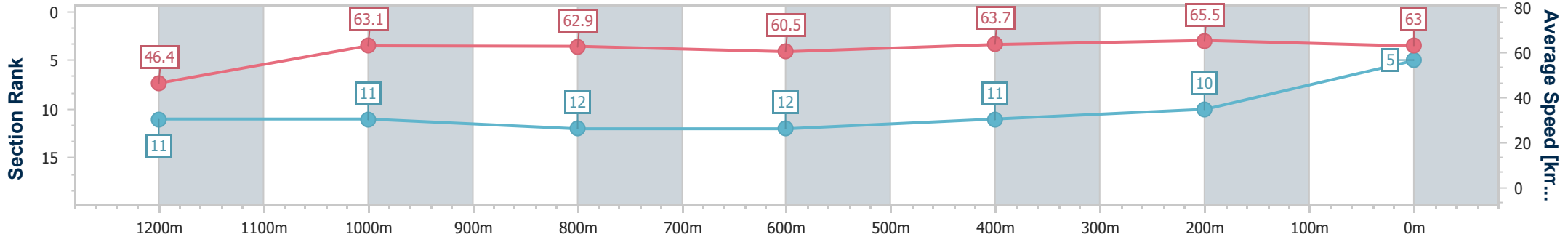


**Doomben QLD Professional**  
**Race 8: MEKKA RACEDAY 17 AUGUST BENCHMARK 72**  
**Handicap - 1350m**  
**26 June 2024 - 15:39**  
**Track Rating: Soft 5, Weather: Fine, Rail Position: +6m Entire**



**BRISBANE**  
**RACING CLUB**

Section	Overall	1200m	1000m	800m	600m	400m	200m
Section Times	1:20.56 [5] (0:11.69)	1:08.87 [11] (0:11.42)	0:57.45 [11] (0:11.50)	0:45.95 [12] (0:12.10)	0:33.85 [12] (0:11.40)	0:22.45 [11] (0:11.04)	0:11.41 [10] (0:11.41)
Average Speed [km/h]	46.4	63.1	62.9	60.5	63.7	65.5	63.0
Top Speed [km/h]	62.0	64.3	64.7	62.9	65.0	66.7	65.6
Avg. Dist. to Rail [m]	11.7	3.0	2.2	2.8	1.8	3.7	4.4
Avg. Stride Freq. [Hz]	2.3	2.4	2.4	2.3	2.4	2.5	2.5
Avg. Stride Length [m]	5.6	7.4	7.4	7.3	7.5	7.3	7.1



- [ ] Ranking at each section and finish
- .-.- No data available at this section
- NA No data available



Horse/Jockey Name	Diana's Affair
Final Rank	6
Fastest Section Time (Section)	0:11.06 (1200m)
Top Speed [km/h] (Section)	66.3 (1200m)
Race State	Finished

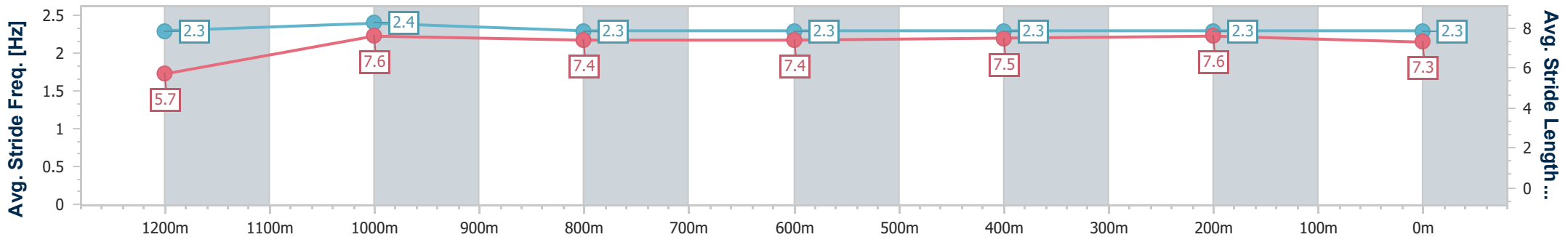
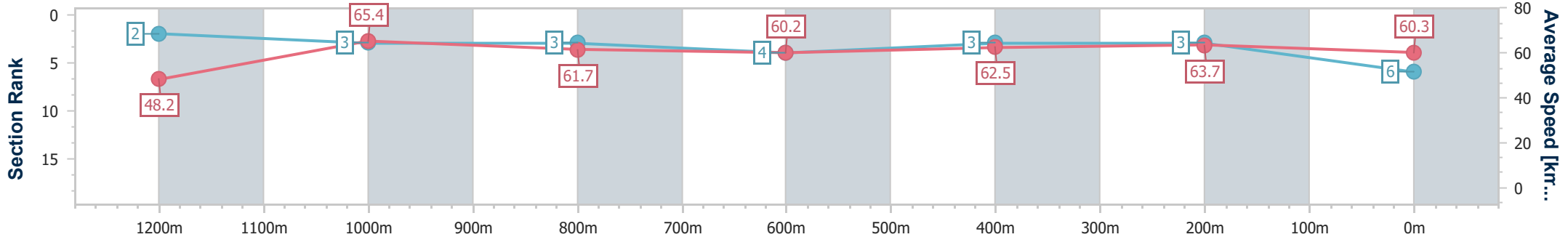


**Doomben QLD Professional**  
**Race 8: MEKKA RACEDAY 17 AUGUST BENCHMARK 72**  
**Handicap - 1350m**  
**26 June 2024 - 15:39**  
**Track Rating: Soft 5, Weather: Fine, Rail Position: +6m Entire**



**BRISBANE**  
**RACING CLUB**

Section	Overall	1200m	1000m	800m	600m	400m	200m
Section Times	1:20.67 [6] (0:11.15)	1:09.52 [2] (0:11.06)	0:58.46 [3] (0:11.65)	0:46.81 [3] (0:12.05)	0:34.76 [4] (0:11.57)	0:23.19 [3] (0:11.25)	0:11.94 [3] (0:11.94)
Average Speed [km/h]	48.2	65.4	61.7	60.2	62.5	63.7	60.3
Top Speed [km/h]	65.6	66.3	63.7	61.0	62.8	64.5	64.0
Avg. Dist. to Rail [m]	3.0	0.2	0.3	1.7	1.2	1.8	2.0
Avg. Stride Freq. [Hz]	2.3	2.4	2.3	2.3	2.3	2.3	2.3
Avg. Stride Length [m]	5.7	7.6	7.4	7.4	7.5	7.6	7.3



- [ ] Ranking at each section and finish
- .-.- No data available at this section
- NA No data available



Horse/Jockey Name	Motell
Final Rank	7
Fastest Section Time (Section)	0:11.10 (1200m)
Top Speed [km/h] (Section)	65.8 (400m)
Race State	Finished

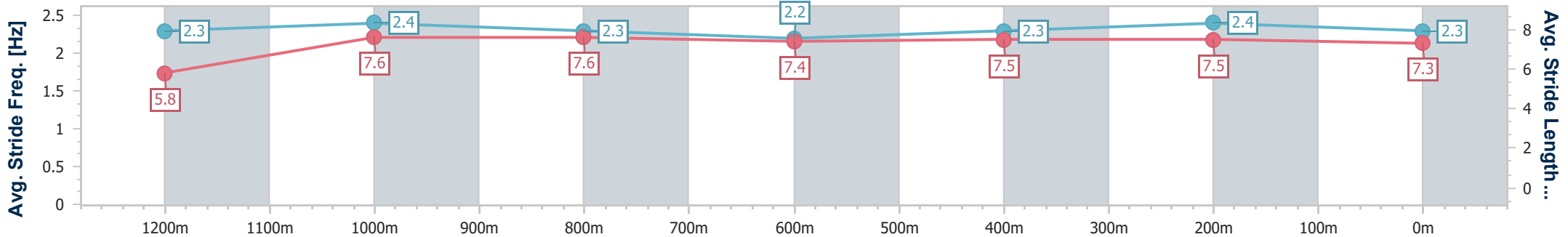
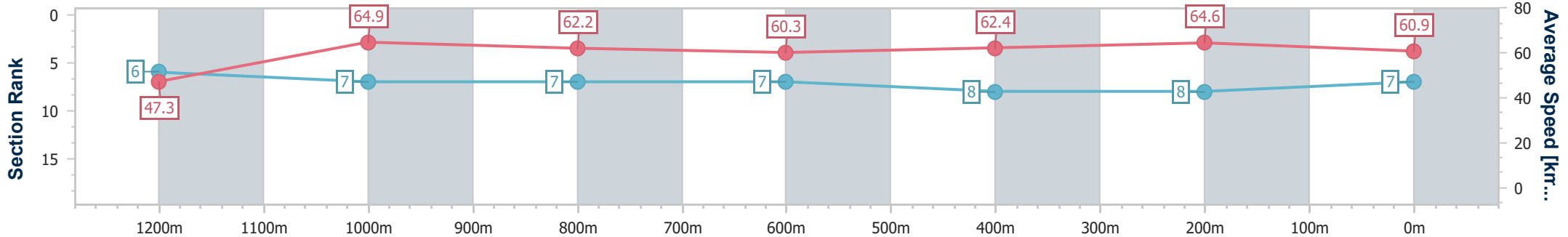


**Doomben QLD Professional**  
**Race 8: MEKKA RACEDAY 17 AUGUST BENCHMARK 72**  
**Handicap - 1350m**  
**26 June 2024 - 15:39**  
**Track Rating: Soft 5, Weather: Fine, Rail Position: +6m Entire**



**BRISBANE**  
**RACING CLUB**

Section	Overall	1200m	1000m	800m	600m	400m	200m
Section Times	1:20.72 [7] (0:11.45)	1:09.27 [6] (0:11.10)	0:58.17 [7] (0:11.63)	0:46.54 [7] (0:12.00)	0:34.54 [7] (0:11.59)	0:22.95 [8] (0:11.15)	0:11.80 [8] (0:11.80)
Average Speed [km/h]	47.3	64.9	62.2	60.3	62.4	64.6	60.9
Top Speed [km/h]	64.5	65.7	65.3	61.7	62.7	65.8	64.6
Avg. Dist. to Rail [m]	3.4	2.2	2.0	1.5	0.3	1.9	2.8
Avg. Stride Freq. [Hz]	2.3	2.4	2.3	2.2	2.3	2.4	2.3
Avg. Stride Length [m]	5.8	7.6	7.6	7.4	7.5	7.5	7.3



- [ ] Ranking at each section and finish
- .-.- No data available at this section
- NA No data available



Horse/Jockey Name	Collay's Spirit
Final Rank	8
Fastest Section Time (Section)	0:10.81 (1200m)
Top Speed [km/h] (Section)	67.7 (1200m)
Race State	Finished

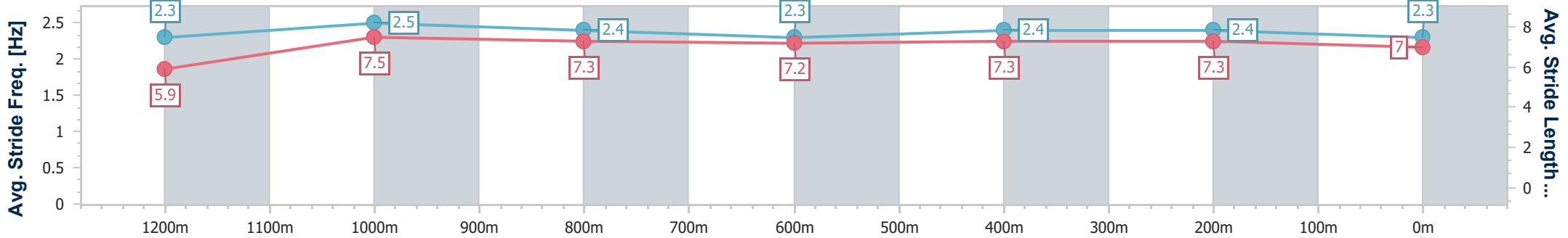
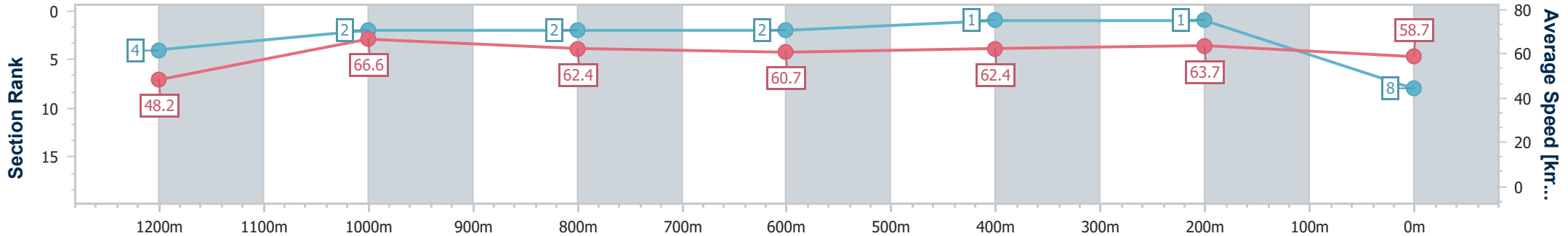


**Doomben QLD Professional**  
**Race 8: MEKKA RACEDAY 17 AUGUST BENCHMARK 72**  
**Handicap - 1350m**  
**26 June 2024 - 15:39**  
**Track Rating: Soft 5, Weather: Fine, Rail Position: +6m Entire**



**BRISBANE**  
**RACING CLUB**

Section	Overall	1200m	1000m	800m	600m	400m	200m
Section Times	1:20.74 [8] (0:11.25)	1:09.49 [4] (0:10.81)	0:58.68 [2] (0:11.60)	0:47.08 [2] (0:11.96)	0:35.12 [2] (0:11.57)	0:23.55 [1] (0:11.32)	0:12.23 [1] (0:12.23)
Average Speed [km/h]	48.2	66.6	62.4	60.7	62.4	63.7	58.7
Top Speed [km/h]	66.1	67.7	64.4	61.7	63.0	64.4	62.4
Avg. Dist. to Rail [m]	13.7	4.0	1.8	1.4	0.8	0.4	0.2
Avg. Stride Freq. [Hz]	2.3	2.5	2.4	2.3	2.4	2.4	2.3
Avg. Stride Length [m]	5.9	7.5	7.3	7.2	7.3	7.3	7.0



- [ ] Ranking at each section and finish
- .-.- No data available at this section
- NA No data available



Horse/Jockey Name	Iron Grace
Final Rank	9
Fastest Section Time (Section)	0:11.11 (1200m)
Top Speed [km/h] (Section)	65.4 (1200m)
Race State	Finished

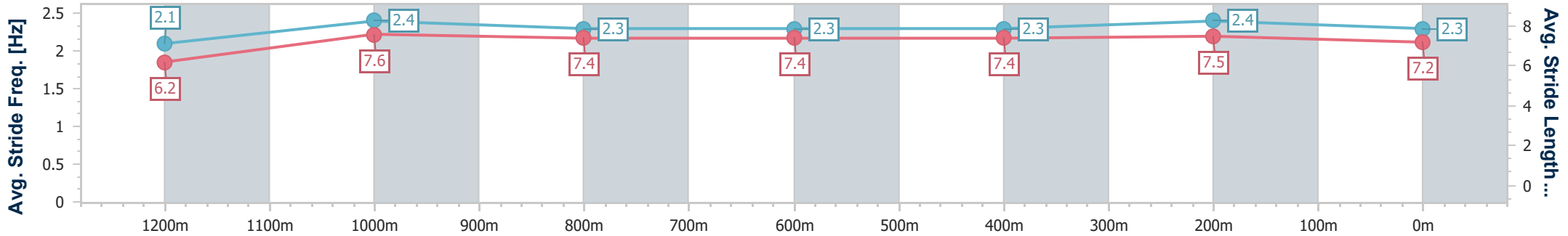
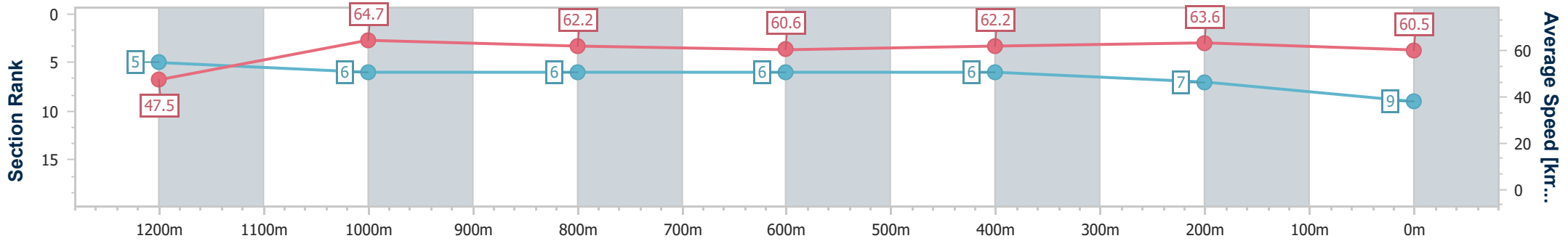


**Doomben QLD Professional**  
**Race 8: MEKKA RACEDAY 17 AUGUST BENCHMARK 72**  
**Handicap - 1350m**  
**26 June 2024 - 15:39**  
**Track Rating: Soft 5, Weather: Fine, Rail Position: +6m Entire**



**BRISBANE**  
**RACING CLUB**

Section	Overall	1200m	1000m	800m	600m	400m	200m
Section Times	1:20.83 [9] (0:11.41)	1:09.42 [5] (0:11.11)	0:58.31 [6] (0:11.59)	0:46.72 [6] (0:11.95)	0:34.77 [6] (0:11.61)	0:23.16 [6] (0:11.24)	0:11.92 [7] (0:11.92)
Average Speed [km/h]	47.5	64.7	62.2	60.6	62.2	63.6	60.5
Top Speed [km/h]	63.4	65.4	65.2	61.9	63.1	65.0	63.8
Avg. Dist. to Rail [m]	1.8	0.5	0.4	1.2	0.9	1.8	1.4
Avg. Stride Freq. [Hz]	2.1	2.4	2.3	2.3	2.3	2.4	2.3
Avg. Stride Length [m]	6.2	7.6	7.4	7.4	7.4	7.5	7.2



- [ ] Ranking at each section and finish
- .-.- No data available at this section
- NA No data available



Horse/Jockey Name	Knife's Edge
Final Rank	10
Fastest Section Time (Section)	0:11.03 (400m)
Top Speed [km/h] (Section)	66.5 (400m)
Race State	Finished

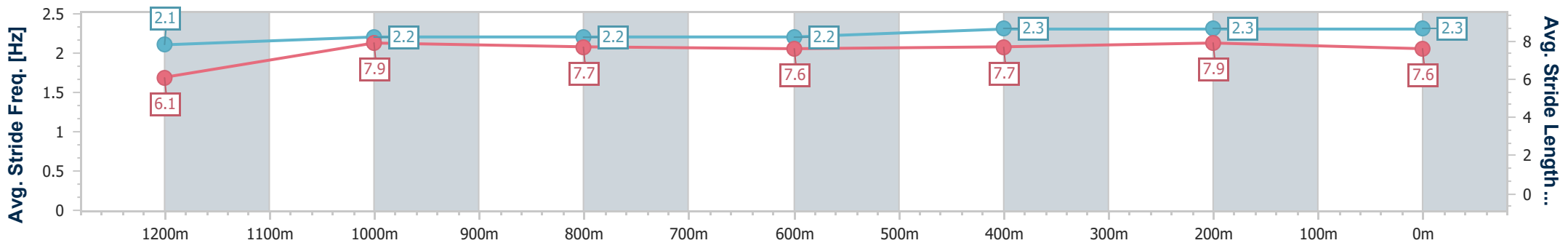
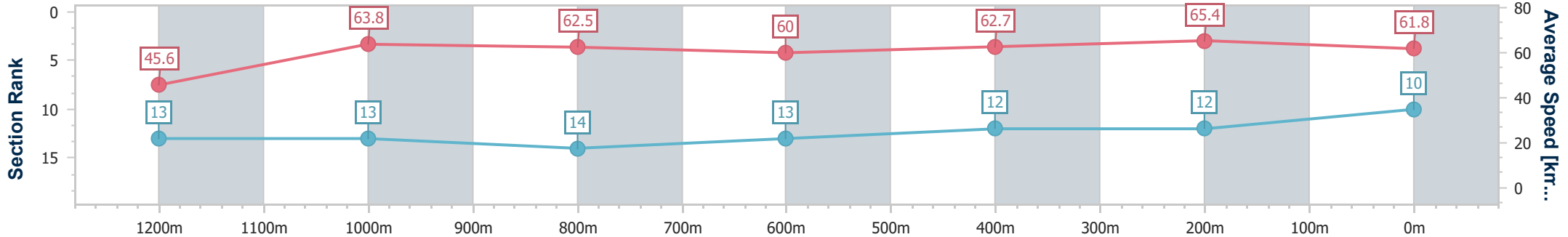


**Doomben QLD Professional**  
**Race 8: MEKKA RACEDAY 17 AUGUST BENCHMARK 72**  
**Handicap - 1350m**  
**26 June 2024 - 15:39**  
**Track Rating: Soft 5, Weather: Fine, Rail Position: +6m Entire**



**BRISBANE**  
**RACING CLUB**

Section	Overall	1200m	1000m	800m	600m	400m	200m
Section Times	1:20.89 [10] (0:11.88)	1:09.01 [13] (0:11.27)	0:57.74 [13] (0:11.55)	0:46.19 [14] (0:12.02)	0:34.17 [13] (0:11.47)	0:22.70 [12] (0:11.03)	0:11.67 [12] (0:11.67)
Average Speed [km/h]	45.6	63.8	62.5	60.0	62.7	65.4	61.8
Top Speed [km/h]	63.6	64.5	64.7	62.3	63.3	66.5	66.1
Avg. Dist. to Rail [m]	7.5	0.4	0.4	0.5	0.3	1.1	3.1
Avg. Stride Freq. [Hz]	2.1	2.2	2.2	2.2	2.3	2.3	2.3
Avg. Stride Length [m]	6.1	7.9	7.7	7.6	7.7	7.9	7.6



- [ ] Ranking at each section and finish
- .-.- No data available at this section
- NA No data available



Horse/Jockey Name	Mocambo
Final Rank	11
Fastest Section Time (Section)	0:10.97 (400m)
Top Speed [km/h] (Section)	67.1 (400m)
Race State	Finished

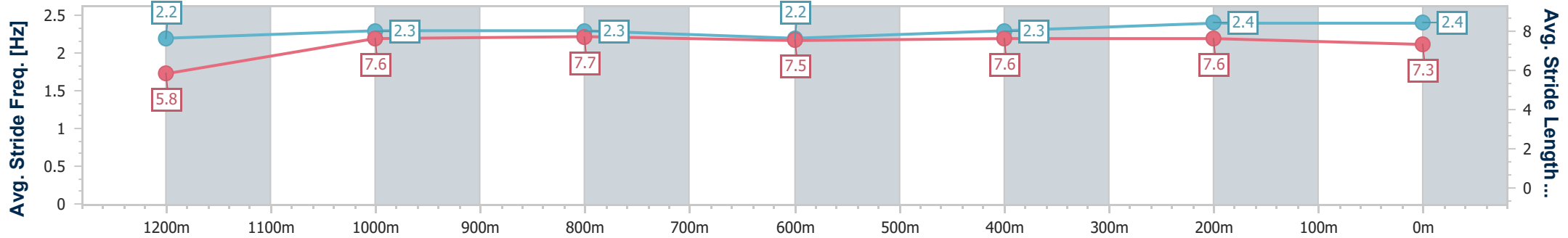
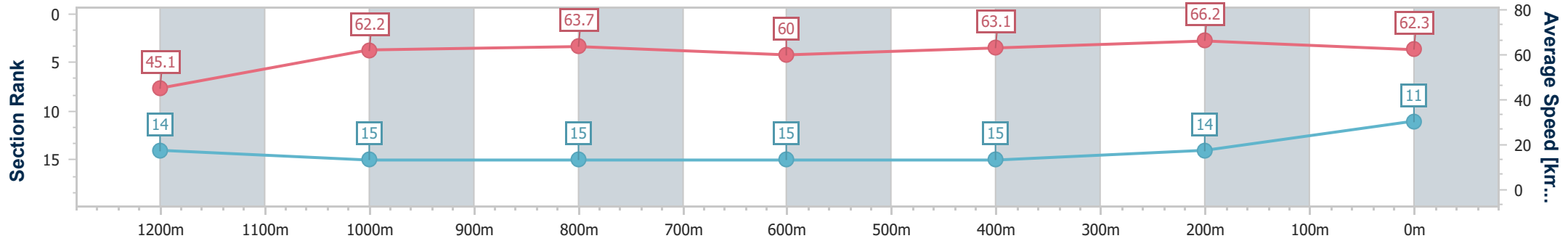


**Doomben QLD Professional**  
**Race 8: MEKKA RACEDAY 17 AUGUST BENCHMARK 72**  
**Handicap - 1350m**  
**26 June 2024 - 15:39**  
**Track Rating: Soft 5, Weather: Fine, Rail Position: +6m Entire**



**BRISBANE**  
**RACING CLUB**

Section	Overall	1200m	1000m	800m	600m	400m	200m
Section Times	1:20.91 [11] (0:11.95)	1:08.96 [14] (0:11.58)	0:57.38 [15] (0:11.38)	0:46.00 [15] (0:12.06)	0:33.94 [15] (0:11.43)	0:22.51 [15] (0:10.97)	0:11.54 [14] (0:11.54)
Average Speed [km/h]	45.1	62.2	63.7	60.0	63.1	66.2	62.3
Top Speed [km/h]	62.2	63.0	64.8	62.2	64.6	67.1	65.6
Avg. Dist. to Rail [m]	4.4	1.4	1.5	1.1	0.6	4.8	7.4
Avg. Stride Freq. [Hz]	2.2	2.3	2.3	2.2	2.3	2.4	2.4
Avg. Stride Length [m]	5.8	7.6	7.7	7.5	7.6	7.6	7.3



- [ ] Ranking at each section and finish
- .-.- No data available at this section
- NA No data available



Horse/Jockey Name	Fighting Idol
Final Rank	12
Fastest Section Time (Section)	0:11.11 (1200m)
Top Speed [km/h] (Section)	67.2 (1000m)
Race State	Finished

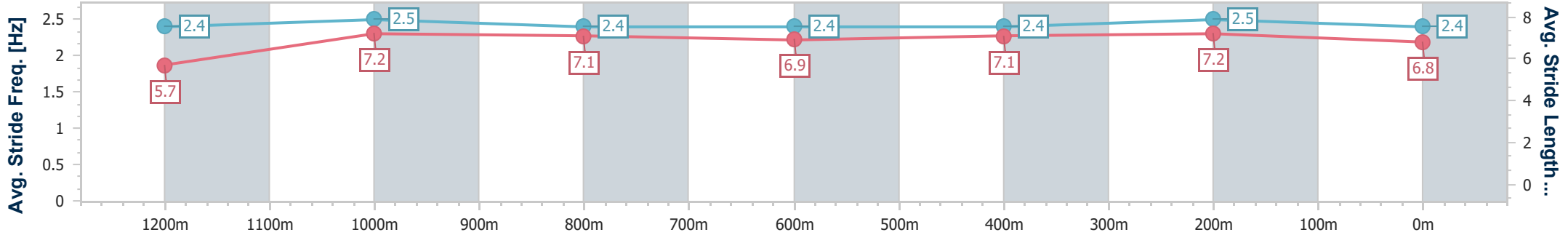
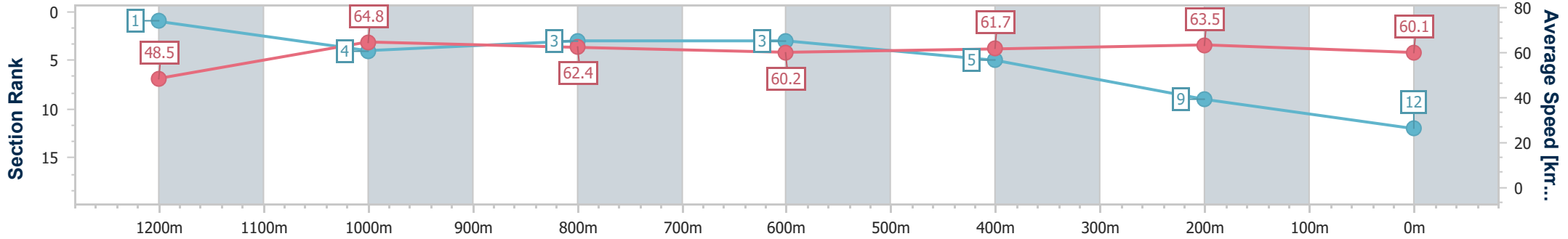


**Doomben QLD Professional**  
**Race 8: MEKKA RACEDAY 17 AUGUST BENCHMARK 72**  
**Handicap - 1350m**  
**26 June 2024 - 15:39**  
**Track Rating: Soft 5, Weather: Fine, Rail Position: +6m Entire**



**BRISBANE**  
**RACING CLUB**

Section	Overall	1200m	1000m	800m	600m	400m	200m
Section Times	1:20.92 [12] (0:11.14)	1:09.78 [1] (0:11.11)	0:58.67 [4] (0:11.61)	0:47.06 [3] (0:12.01)	0:35.05 [3] (0:11.78)	0:23.27 [5] (0:11.34)	0:11.93 [9] (0:11.93)
Average Speed [km/h]	48.5	64.8	62.4	60.2	61.7	63.5	60.1
Top Speed [km/h]	65.1	66.3	67.2	61.8	62.8	64.1	63.0
Avg. Dist. to Rail [m]	4.7	0.2	1.1	1.2	1.4	0.3	1.0
Avg. Stride Freq. [Hz]	2.4	2.5	2.4	2.4	2.4	2.5	2.4
Avg. Stride Length [m]	5.7	7.2	7.1	6.9	7.1	7.2	6.8



- [ ] Ranking at each section and finish
- .-.- No data available at this section
- NA No data available





Horse/Jockey Name	Allez Zou
Final Rank	13
Fastest Section Time (Section)	0:11.13 (1200m)
Top Speed [km/h] (Section)	66.0 (400m)
Race State	Finished

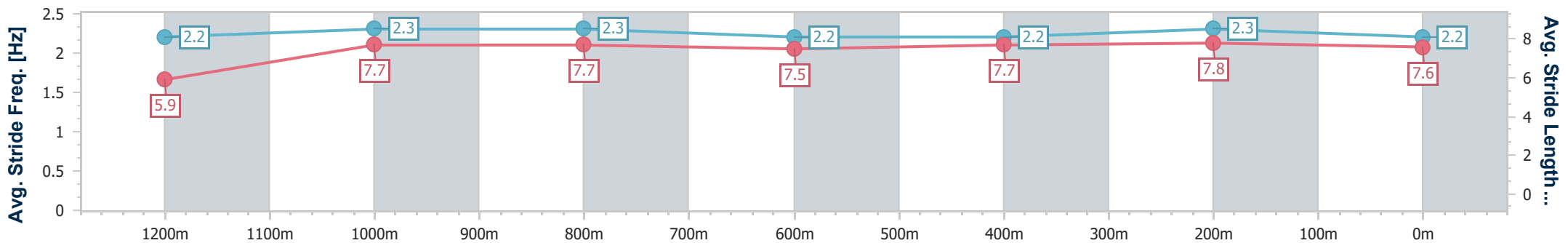
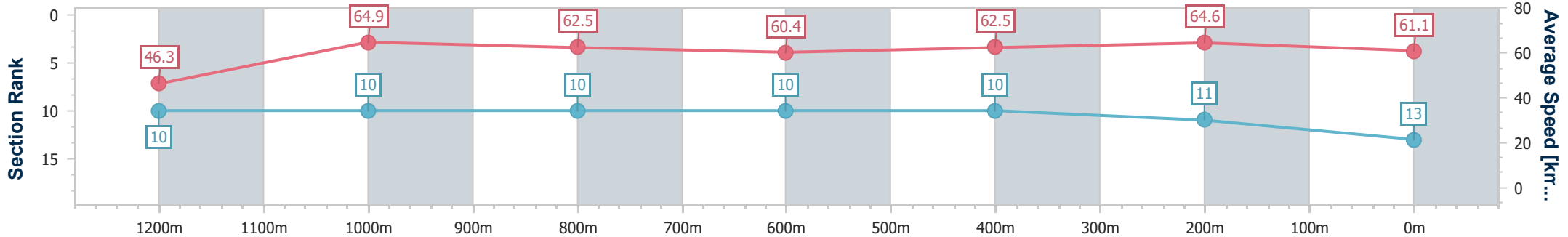


**Doomben QLD Professional**  
**Race 8: MEKKA RACEDAY 17 AUGUST BENCHMARK 72**  
**Handicap - 1350m**  
**26 June 2024 - 15:39**  
**Track Rating: Soft 5, Weather: Fine, Rail Position: +6m Entire**



**BRISBANE**  
**RACING CLUB**

Section	Overall	1200m	1000m	800m	600m	400m	200m
Section Times	1:20.98 [13] (0:11.67)	1:09.31 [10] (0:11.13)	0:58.18 [10] (0:11.57)	0:46.61 [10] (0:12.05)	0:34.56 [10] (0:11.62)	0:22.94 [10] (0:11.14)	0:11.80 [11] (0:11.80)
Average Speed [km/h]	46.3	64.9	62.5	60.4	62.5	64.6	61.1
Top Speed [km/h]	64.3	65.8	64.9	61.8	64.5	66.0	63.9
Avg. Dist. to Rail [m]	9.2	2.3	1.8	2.2	1.4	1.8	0.9
Avg. Stride Freq. [Hz]	2.2	2.3	2.3	2.2	2.2	2.3	2.2
Avg. Stride Length [m]	5.9	7.7	7.7	7.5	7.7	7.8	7.6



- [ ] Ranking at each section and finish
- .-.- No data available at this section
- NA No data available



Horse/Jockey Name	Smokin' Toff
Final Rank	14
Fastest Section Time (Section)	0:10.95 (400m)
Top Speed [km/h] (Section)	68.9 (400m)
Race State	Finished

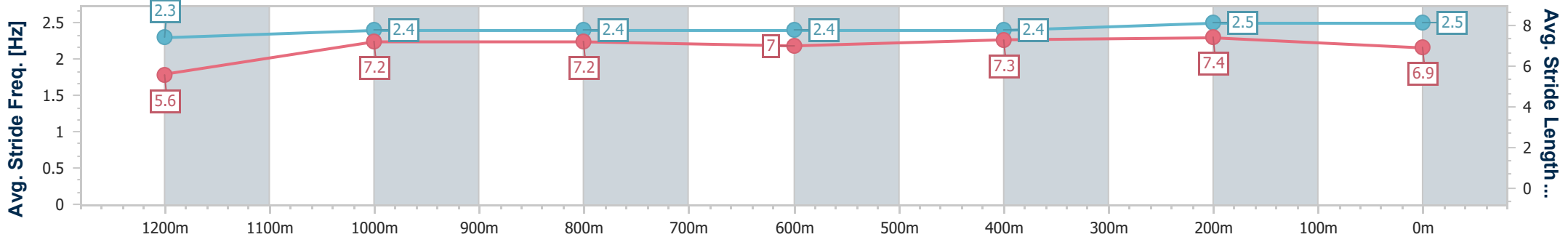
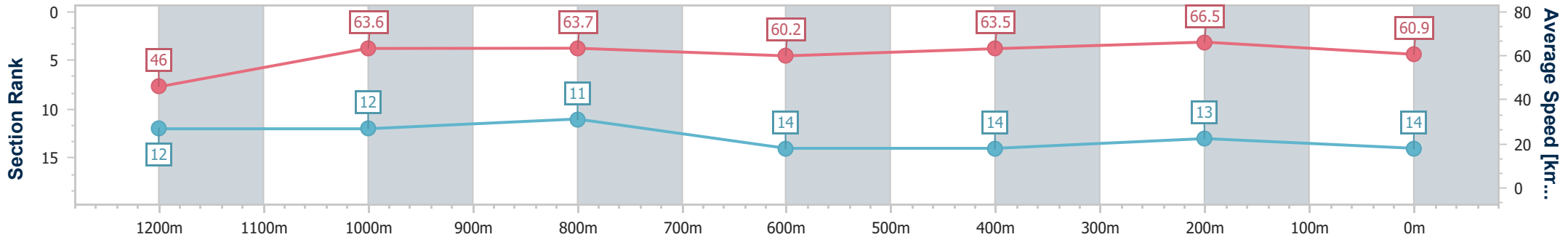


**Doomben QLD Professional**  
**Race 8: MEKKA RACEDAY 17 AUGUST BENCHMARK 72**  
**Handicap - 1350m**  
**26 June 2024 - 15:39**  
**Track Rating: Soft 5, Weather: Fine, Rail Position: +6m Entire**



**BRISBANE**  
**RACING CLUB**

Section	Overall	1200m	1000m	800m	600m	400m	200m
Section Times	1:21.07 [14] (0:11.77)	1:09.30 [12] (0:11.34)	0:57.96 [12] (0:11.35)	0:46.61 [11] (0:12.27)	0:34.34 [14] (0:11.59)	0:22.75 [14] (0:10.95)	0:11.80 [13] (0:11.80)
Average Speed [km/h]	46.0	63.6	63.7	60.2	63.5	66.5	60.9
Top Speed [km/h]	62.9	64.8	66.9	63.0	65.1	68.9	64.7
Avg. Dist. to Rail [m]	10.0	0.8	1.4	4.5	4.2	4.8	6.0
Avg. Stride Freq. [Hz]	2.3	2.4	2.4	2.4	2.4	2.5	2.5
Avg. Stride Length [m]	5.6	7.2	7.2	7.0	7.3	7.4	6.9



- [ ] Ranking at each section and finish
- .-.- No data available at this section
- NA No data available



Horse/Jockey Name	Biggie
Final Rank	15
Fastest Section Time (Section)	0:11.13 (1200m)
Top Speed [km/h] (Section)	65.9 (1200m)
Race State	Finished

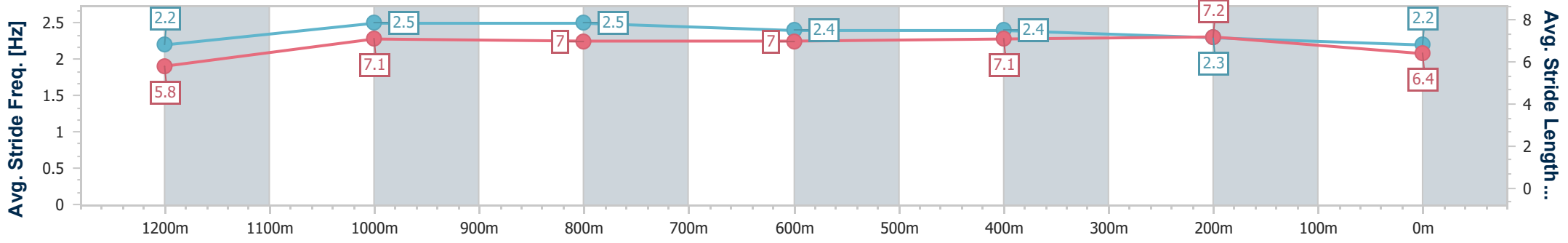
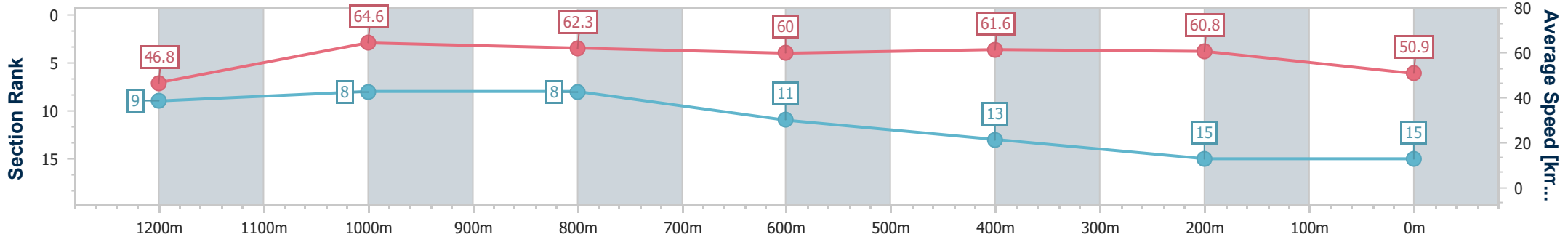


**Doomben QLD Professional**  
**Race 8: MEKKA RACEDAY 17 AUGUST BENCHMARK 72**  
**Handicap - 1350m**  
**26 June 2024 - 15:39**  
**Track Rating: Soft 5, Weather: Fine, Rail Position: +6m Entire**



**BRISBANE**  
**RACING CLUB**

Section	Overall	1200m	1000m	800m	600m	400m	200m
Section Times	1:24.18 [15] (0:11.58)	1:12.60 [9] (0:11.13)	1:01.47 [8] (0:11.58)	0:49.89 [8] (0:12.14)	0:37.75 [11] (0:11.80)	0:25.95 [13] (0:11.83)	0:14.12 [15] (0:14.12)
Average Speed [km/h]	46.8	64.6	62.3	60.0	61.6	60.8	50.9
Top Speed [km/h]	63.9	65.9	65.2	61.7	61.9	61.8	57.5
Avg. Dist. to Rail [m]	7.2	1.3	0.8	2.5	1.6	1.3	1.7
Avg. Stride Freq. [Hz]	2.2	2.5	2.5	2.4	2.4	2.3	2.2
Avg. Stride Length [m]	5.8	7.1	7.0	7.0	7.1	7.2	6.4



- [ ] Ranking at each section and finish
- .-.- No data available at this section
- NA No data available