



Doomben QLD Professional

Race 7: SKY RACING Class 5 Handicap - 1200m

26 June 2024 - 15:04



BRISBANE
RACING CLUB

Track Rating: Soft 5, Weather: Fine, Rail Position: +6m Entire

Section		Overall										Last 600m	
Field Times		1:09.81										0:34.71	
		(0:13.08)										(0:11.97)	
		1000m										800m	
		0:56.73										0:46.13	
		(0:10.60)										(0:11.42)	
		800m										600m	
		0:46.13										0:34.71	
		(0:11.42)										(0:11.52)	
		600m										400m	
		0:34.71										0:23.19	
		(0:11.52)										(0:11.22)	
		400m										200m	
		0:23.19										0:11.97	
		(0:11.22)										(0:11.97)	
		200m										Last 600m	
		0:11.97										0:34.71	
		(0:11.97)											
Rank	TAB	Horse/Jockey	Barrier	Top Speed [km/h]	Fastest Section	Overall	1000m	800m	600m	400m	200m	Margin	Distance Travelled [m]
1	8	AMORE VELOCE	4	70.8	0:10.60	1:09.81 [1]	0:56.73 [1]	0:46.13 [1]	0:34.71 [1]	0:23.19 [1]	0:11.97 [1]	1:09.81	0:34.71
		Jake Bayliss		1000m	1000m	(0:13.08)	(0:10.60)	(0:11.42)	(0:11.52)	(0:11.22)	(0:11.97)		
2	15	HOOT 'N' HOLLER	1	70.4	0:10.51	1:10.05 [2]	0:56.58 [6]	0:46.07 [4]	0:34.77 [3]	0:23.20 [3]	0:11.94 [3]	1.43L	0:34.77 +3
		Ron Stewart		1000m	1000m	(0:13.47)	(0:10.51)	(0:11.30)	(0:11.57)	(0:11.26)	(0:11.94)		
3	1	SPACE TRACKER	6	69.1	0:10.77	1:10.09 [3]	0:56.75 [4]	0:45.98 [5]	0:34.49 [5]	0:22.98 [5]	0:11.90 [4]	1.63L	0:34.49 +10
		Ryan Maloney		1000m	1000m	(0:13.34)	(0:10.77)	(0:11.49)	(0:11.51)	(0:11.08)	(0:11.90)		
4	12	MOUNT FUJI	11	67.2	0:10.98	1:10.23 [4]	0:56.31 [10]	0:45.25 [10]	0:34.08 [11]	0:22.85 [8]	0:11.87 [6]	2.44L	0:34.08 +4
		Angela Jones		400m	400m	(0:13.92)	(0:11.06)	(0:11.17)	(0:11.23)	(0:10.98)	(0:11.87)		
5	4	APRIL IN AUGUSTA	8	70.0	0:10.64	1:10.25 [5]	0:57.16 [2]	0:46.52 [2]	0:35.09 [2]	0:23.49 [2]	0:12.17 [2]	2.6L	0:35.09 +6
		Cejay Graham		1000m	1000m	(0:13.09)	(0:10.64)	(0:11.43)	(0:11.60)	(0:11.32)	(0:12.17)		
6	11	MIO SORRENTO	3	68.2	0:10.80	1:10.41 [6]	0:56.84 [7]	0:46.04 [7]	0:34.61 [6]	0:23.12 [6]	0:11.98 [7]	3.52L	0:34.61 +1
		Samantha Collett		1000m	1000m	(0:13.57)	(0:10.80)	(0:11.43)	(0:11.49)	(0:11.14)	(0:11.98)		
7	6	UNCOMMON VALOUR	5	66.9	0:11.01	1:10.51 [7]	0:56.73 [8]	0:45.72 [9]	0:34.45 [9]	0:22.93 [9]	0:11.81 [8]	4.08L	0:34.45 +3
		Damien Thornton		1000m	1000m	(0:13.78)	(0:11.01)	(0:11.27)	(0:11.52)	(0:11.12)	(0:11.81)		
8	13	THUNDER MANIA	13	66.5	0:10.96	1:10.59 [8]	0:56.54 [11]	0:45.58 [11]	0:34.45 [10]	0:22.87 [11]	0:11.77 [10]	4.61L	0:34.45 +4
		Nikita Beriman		1000m	1000m	(0:14.05)	(0:10.96)	(0:11.13)	(0:11.58)	(0:11.10)	(0:11.77)		
9	3	DIVINE OKAY	7	70.3	0:10.74	1:10.65 [9]	0:57.43 [3]	0:46.69 [3]	0:35.21 [4]	0:23.64 [4]	0:12.33 [5]	4.93L	0:35.21 +6
		Bailey Wheeler		1000m	1000m	(0:13.22)	(0:10.74)	(0:11.48)	(0:11.57)	(0:11.31)	(0:12.33)		
10	18	MONTE OUTLANDER	10	67.3	0:10.88	1:10.96 [10]	0:57.16 [9]	0:46.28 [8]	0:35.03 [8]	0:23.34 [10]	0:12.09 [11]	6.75L	0:35.03 +8
		Taylor Marshall		1000m	1000m	(0:13.80)	(0:10.88)	(0:11.25)	(0:11.69)	(0:11.25)	(0:12.09)		

Scratched: Bauhinia Rock (#7), Fighting Idol (#9), Moskeeta (#10), Sistine Explorer (#14), The Kewess (#16), Chilliwack (#17), Zuma California (#2)

[] Ranking at each section and finish
-:--:-- No data available at this section
NA No data available

SCN Saddle cloth number
DNF Did not finish
DNT Did not track



Doomben QLD Professional
Race 7: SKY RACING Class 5 Handicap - 1200m
26 June 2024 - 15:04



Track Rating: Soft 5, Weather: Fine, Rail Position: +6m Entire

Section		Overall	1000m	800m	600m	400m	200m	Last 600m					
Field Times		1:09.81 (0:13.08)	0:56.73 (0:10.60)	0:46.13 (0:11.42)	0:34.71 (0:11.52)	0:23.19 (0:11.22)	0:11.97 (0:11.97)	0:34.71					
Rank	TAB Horse/Jockey	Barrier	Top Speed [km/h]	Fastest Section	Margin						Distance Travelled [m]		
11	5 DASHING GEE GEE Dale Smith	9	68.1 Overall	0:10.87 1000m	1:10.99 [11] (0:13.38)	0:57.61 [5] (0:10.87)	0:46.74 [6] (0:11.57)	0:35.17 [7] (0:11.51)	0:23.66 [7] (0:11.38)	0:12.28 [9] (0:12.28)	6.95L	0:35.17	+10

Scratched: Bauhinia Rock (#7), Fighting Idol (#9), Moskeeta (#10), Sistine Explorer (#14), The Kewess (#16), Chilliwack (#17), Zuma California (#2)

[] Ranking at each section and finish
 -:-:- No data available at this section
 NA No data available

SCN Saddle cloth number
 DNF Did not finish
 DNT Did not track



Horse/Jockey Name	Amore Veloce
Final Rank	1
Fastest Section Time (Section)	0:10.60 (1000m)
Top Speed [km/h] (Section)	70.8 (1000m)
Race State	Finished



Doomben QLD Professional

Race 7: SKY RACING Class 5 Handicap - 1200m

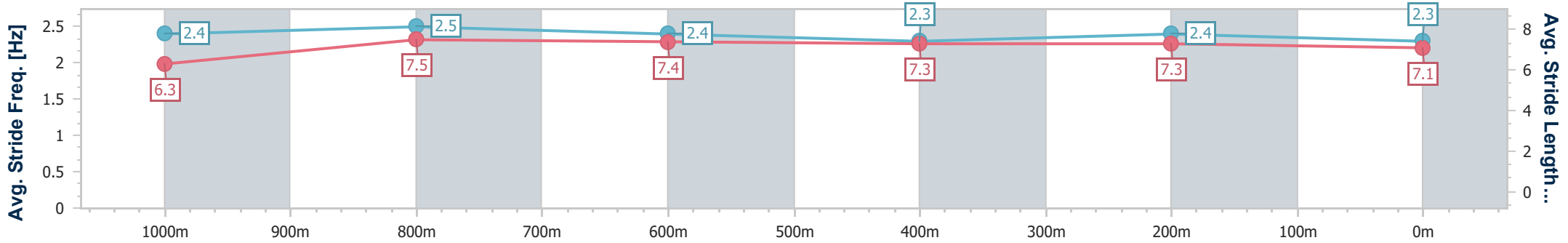
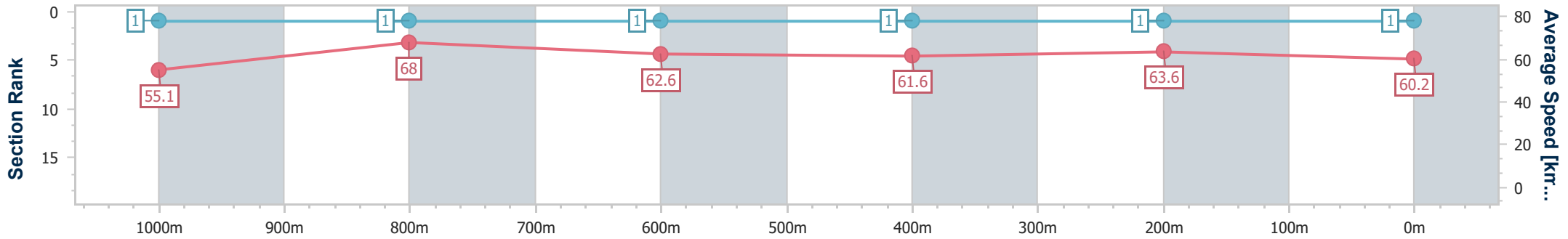
26 June 2024 - 15:04

Track Rating: Soft 5, Weather: Fine, Rail Position: +6m Entire



BRISBANE RACING CLUB

Section	Overall	1000m	800m	600m	400m	200m
Section Times	1:09.81 [1] (0:13.08)	0:56.73 [1] (0:10.60)	0:46.13 [1] (0:11.42)	0:34.71 [1] (0:11.52)	0:23.19 [1] (0:11.22)	0:11.97 [1] (0:11.97)
Average Speed [km/h]	55.1	68.0	62.6	61.6	63.6	60.2
Top Speed [km/h]	69.6	70.8	65.0	62.7	64.8	64.3
Avg. Dist. to Rail [m]	1.6	0.7	1.3	2.9	2.6	1.5
Avg. Stride Freq. [Hz]	2.4	2.5	2.4	2.3	2.4	2.3
Avg. Stride Length [m]	6.3	7.5	7.4	7.3	7.3	7.1



- [] Ranking at each section and finish
- .-.- No data available at this section
- NA No data available



Horse/Jockey Name	Hoot 'N' Holler
Final Rank	2
Fastest Section Time (Section)	0:10.51 (1000m)
Top Speed [km/h] (Section)	70.4 (1000m)
Race State	Finished



Doomben QLD Professional

Race 7: SKY RACING Class 5 Handicap - 1200m

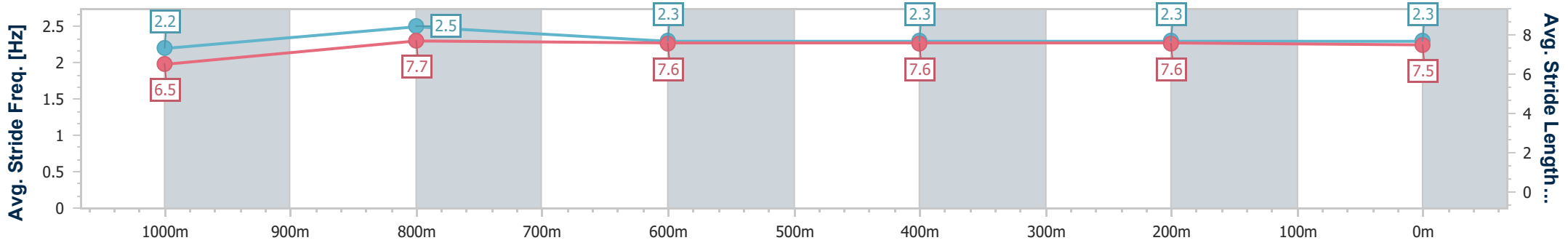
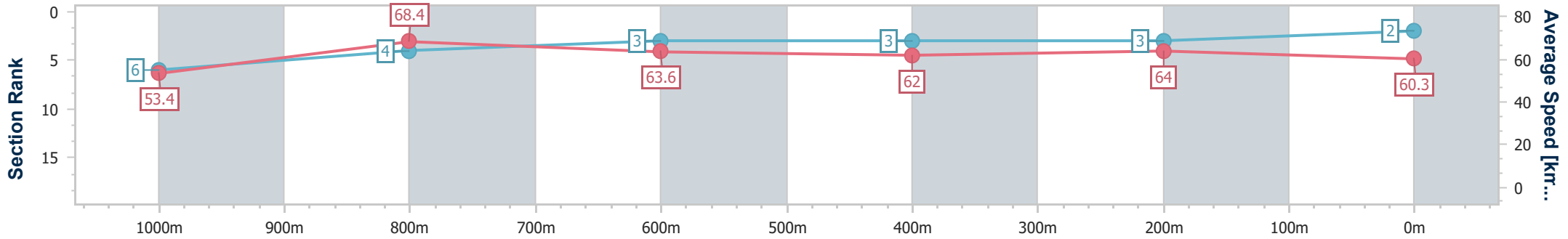
26 June 2024 - 15:04

Track Rating: Soft 5, Weather: Fine, Rail Position: +6m Entire



BRISBANE RACING CLUB

Section	Overall	1000m	800m	600m	400m	200m
Section Times	1:10.05 [2] (0:13.47)	0:56.58 [6] (0:10.51)	0:46.07 [4] (0:11.30)	0:34.77 [3] (0:11.57)	0:23.20 [3] (0:11.26)	0:11.94 [3] (0:11.94)
Average Speed [km/h]	53.4	68.4	63.6	62.0	64.0	60.3
Top Speed [km/h]	68.9	70.4	66.2	63.7	64.8	64.8
Avg. Dist. to Rail [m]	0.7	0.8	0.4	0.6	2.2	3.4
Avg. Stride Freq. [Hz]	2.2	2.5	2.3	2.3	2.3	2.3
Avg. Stride Length [m]	6.5	7.7	7.6	7.6	7.6	7.5



- [] Ranking at each section and finish
- .-.- No data available at this section
- NA No data available



Horse/Jockey Name	Space Tracker
Final Rank	3
Fastest Section Time (Section)	0:10.77 (1000m)
Top Speed [km/h] (Section)	69.1 (1000m)
Race State	Finished



Doomben QLD Professional

Race 7: SKY RACING Class 5 Handicap - 1200m

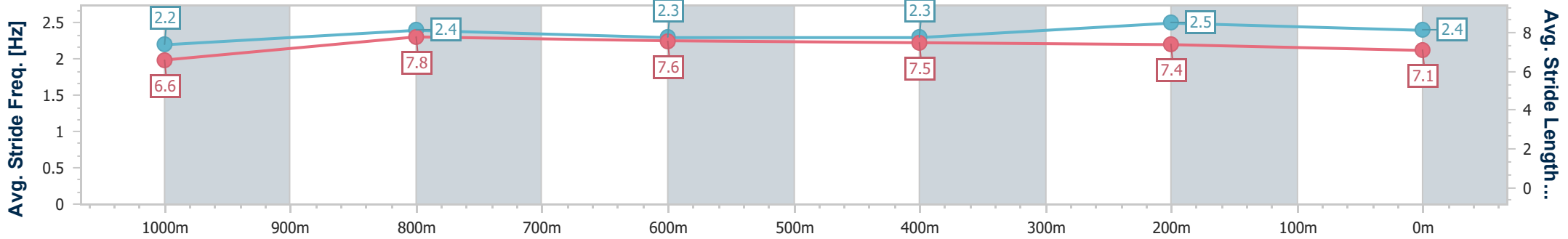
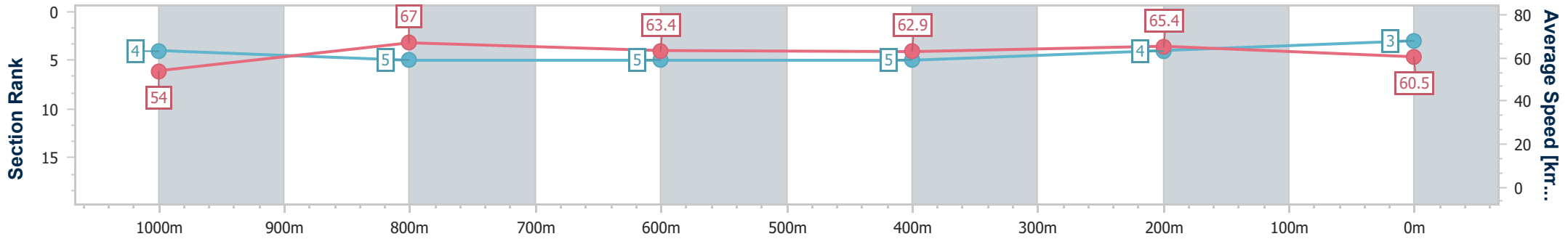
26 June 2024 - 15:04

Track Rating: Soft 5, Weather: Fine, Rail Position: +6m Entire



BRISBANE RACING CLUB

Section	Overall	1000m	800m	600m	400m	200m
Section Times	1:10.09 [3] (0:13.34)	0:56.75 [4] (0:10.77)	0:45.98 [5] (0:11.49)	0:34.49 [5] (0:11.51)	0:22.98 [5] (0:11.08)	0:11.90 [4]
Average Speed [km/h]	54.0	67.0	63.4	62.9	65.4	60.5
Top Speed [km/h]	68.0	69.1	65.4	64.3	66.4	63.2
Avg. Dist. to Rail [m]	4.1	1.1	1.8	1.5	3.7	5.2
Avg. Stride Freq. [Hz]	2.2	2.4	2.3	2.3	2.5	2.4
Avg. Stride Length [m]	6.6	7.8	7.6	7.5	7.4	7.1



- [] Ranking at each section and finish
- .-.- No data available at this section
- NA No data available



Horse/Jockey Name	Mount Fuji
Final Rank	4
Fastest Section Time (Section)	0:10.98 (400m)
Top Speed [km/h] (Section)	67.2 (400m)
Race State	Finished



Doomben QLD Professional

Race 7: SKY RACING Class 5 Handicap - 1200m

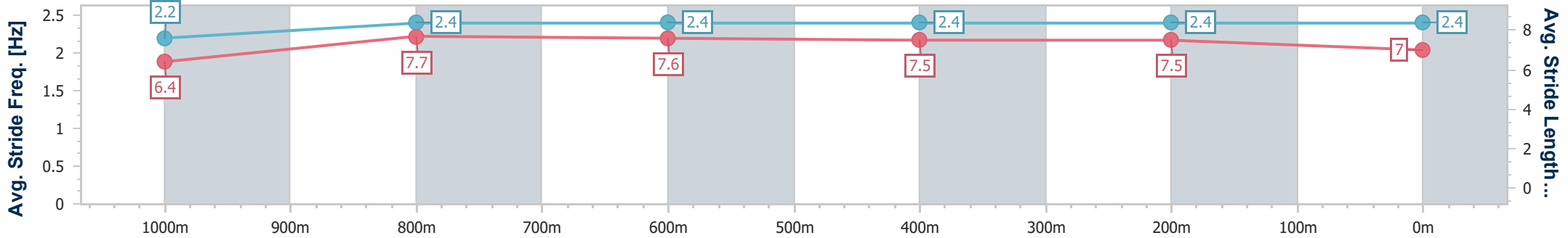
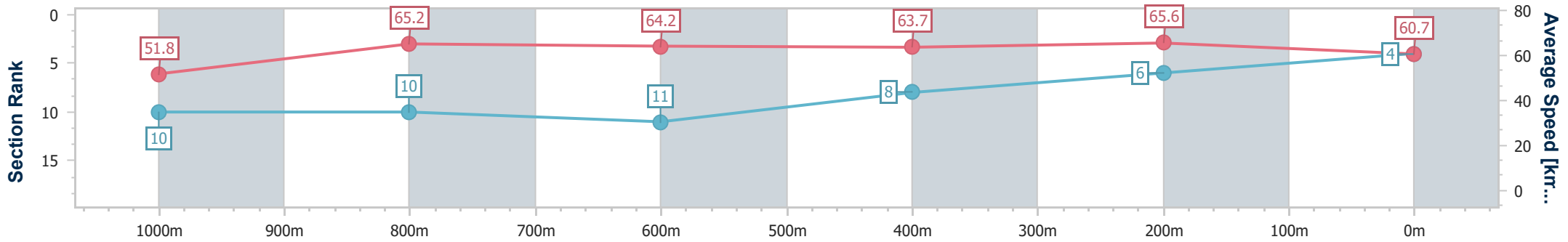
26 June 2024 - 15:04

Track Rating: Soft 5, Weather: Fine, Rail Position: +6m Entire



BRISBANE RACING CLUB

Section	Overall	1000m	800m	600m	400m	200m
Section Times	1:10.23 [4] (0:13.92)	0:56.31 [10] (0:11.06)	0:45.25 [10] (0:11.17)	0:34.08 [11] (0:11.23)	0:22.85 [8] (0:10.98)	0:11.87 [6] (0:11.87)
Average Speed [km/h]	51.8	65.2	64.2	63.7	65.6	60.7
Top Speed [km/h]	65.9	66.7	65.8	65.6	67.2	64.8
Avg. Dist. to Rail [m]	6.7	1.3	0.8	1.1	1.9	4.3
Avg. Stride Freq. [Hz]	2.2	2.4	2.4	2.4	2.4	2.4
Avg. Stride Length [m]	6.4	7.7	7.6	7.5	7.5	7.0



- [] Ranking at each section and finish
- .-.- No data available at this section
- NA No data available



Horse/Jockey Name	April In Augusta
Final Rank	5
Fastest Section Time (Section)	0:10.64 (1000m)
Top Speed [km/h] (Section)	70.0 (1000m)
Race State	Finished



Doomben QLD Professional

Race 7: SKY RACING Class 5 Handicap - 1200m

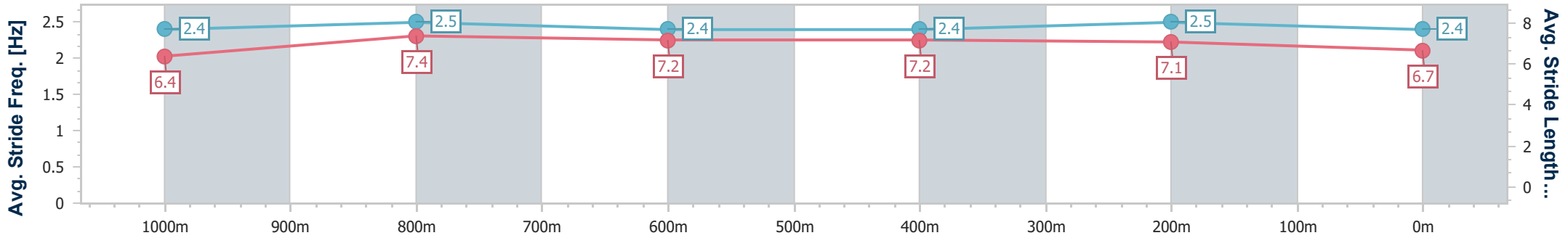
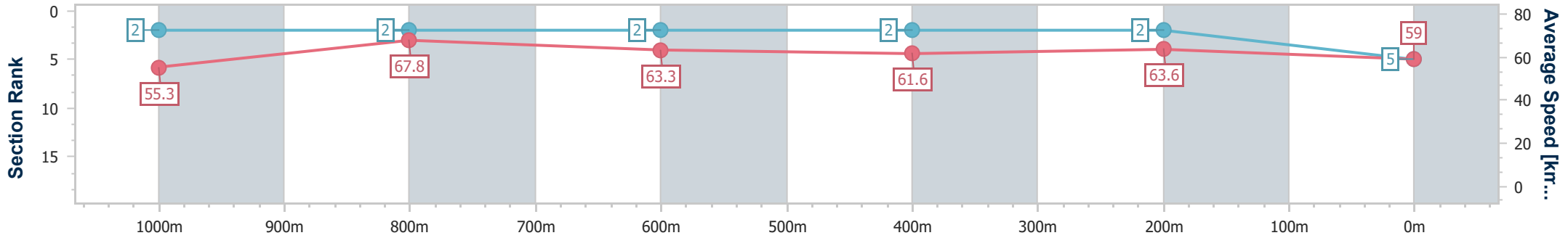
26 June 2024 - 15:04

Track Rating: Soft 5, Weather: Fine, Rail Position: +6m Entire



BRISBANE RACING CLUB

Section	Overall	1000m	800m	600m	400m	200m
Section Times	1:10.25 [5] (0:13.09)	0:57.16 [2] (0:10.64)	0:46.52 [2] (0:11.43)	0:35.09 [2] (0:11.60)	0:23.49 [2] (0:11.32)	0:12.17 [2] (0:12.17)
Average Speed [km/h]	55.3	67.8	63.3	61.6	63.6	59.0
Top Speed [km/h]	69.7	70.0	65.0	63.3	64.4	62.8
Avg. Dist. to Rail [m]	6.1	2.4	0.6	0.6	0.9	1.8
Avg. Stride Freq. [Hz]	2.4	2.5	2.4	2.4	2.5	2.4
Avg. Stride Length [m]	6.4	7.4	7.2	7.2	7.1	6.7



- [] Ranking at each section and finish
- .-.- No data available at this section
- NA No data available



Horse/Jockey Name	Mio Sorrento
Final Rank	6
Fastest Section Time (Section)	0:10.80 (1000m)
Top Speed [km/h] (Section)	68.2 (1000m)
Race State	Finished



Doomben QLD Professional

Race 7: SKY RACING Class 5 Handicap - 1200m

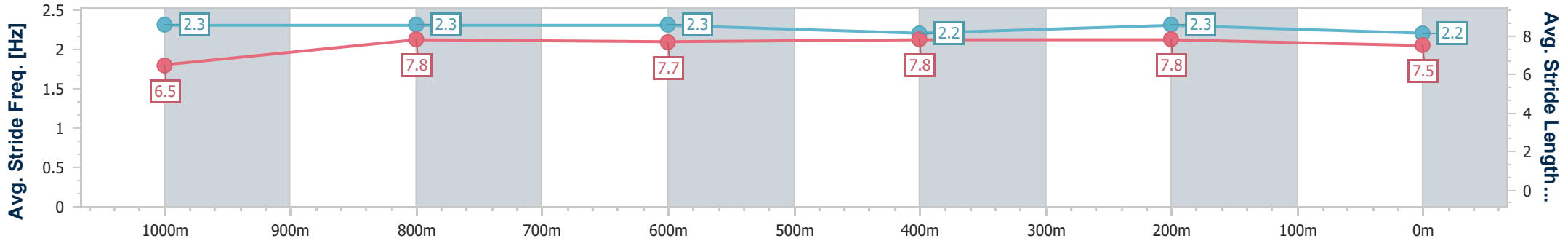
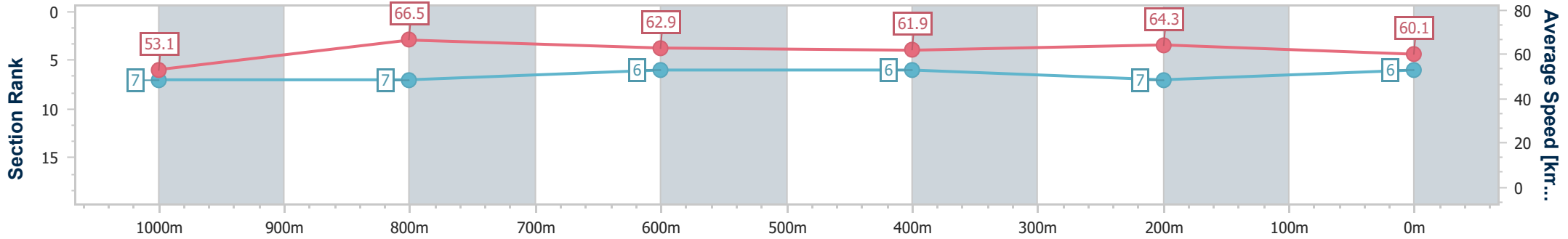
26 June 2024 - 15:04

Track Rating: Soft 5, Weather: Fine, Rail Position: +6m Entire



BRISBANE RACING CLUB

Section	Overall	1000m	800m	600m	400m	200m
Section Times	1:10.41 [6] (0:13.57)	0:56.84 [7] (0:10.80)	0:46.04 [7] (0:11.43)	0:34.61 [6] (0:11.49)	0:23.12 [6] (0:11.14)	0:11.98 [7] (0:11.98)
Average Speed [km/h]	53.1	66.5	62.9	61.9	64.3	60.1
Top Speed [km/h]	66.3	68.2	64.6	63.3	65.1	63.1
Avg. Dist. to Rail [m]	1.7	0.7	0.8	1.5	1.8	1.9
Avg. Stride Freq. [Hz]	2.3	2.3	2.3	2.2	2.3	2.2
Avg. Stride Length [m]	6.5	7.8	7.7	7.8	7.8	7.5



- [] Ranking at each section and finish
- .-.- No data available at this section
- NA No data available



Horse/Jockey Name	Uncommon Valour
Final Rank	7
Fastest Section Time (Section)	0:11.01 (1000m)
Top Speed [km/h] (Section)	66.9 (1000m)
Race State	Finished

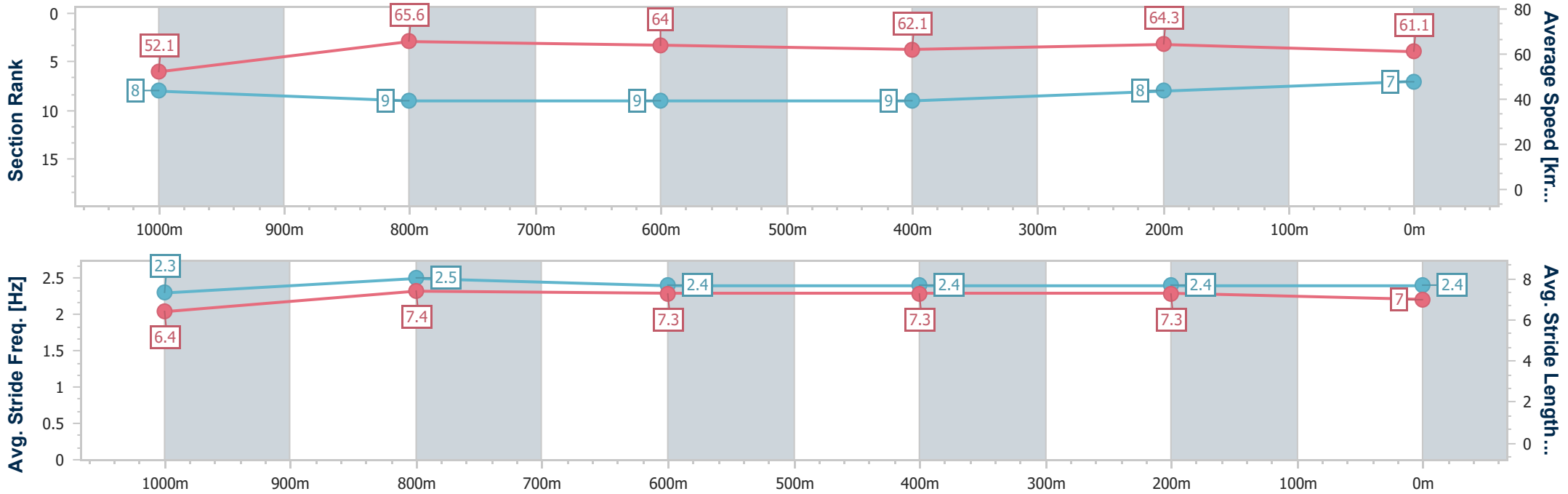


Doomben QLD Professional
Race 7: SKY RACING Class 5 Handicap - 1200m
 26 June 2024 - 15:04
 Track Rating: Soft 5, Weather: Fine, Rail Position: +6m Entire



BRISBANE
RACING CLUB

Section	Overall	1000m	800m	600m	400m	200m
Section Times	1:10.51 [7] (0:13.78)	0:56.73 [8] (0:11.01)	0:45.72 [9] (0:11.27)	0:34.45 [9] (0:11.52)	0:22.93 [9] (0:11.12)	0:11.81 [8] (0:11.81)
Average Speed [km/h]	52.1	65.6	64.0	62.1	64.3	61.1
Top Speed [km/h]	65.6	66.9	65.2	63.7	65.7	64.7
Avg. Dist. to Rail [m]	3.0	0.9	0.2	0.9	1.2	0.5
Avg. Stride Freq. [Hz]	2.3	2.5	2.4	2.4	2.4	2.4
Avg. Stride Length [m]	6.4	7.4	7.3	7.3	7.3	7.0



- [] Ranking at each section and finish
- .-.- No data available at this section
- NA No data available



Horse/Jockey Name	Thunder Mania
Final Rank	8
Fastest Section Time (Section)	0:10.96 (1000m)
Top Speed [km/h] (Section)	66.5 (1000m)
Race State	Finished



Doomben QLD Professional

Race 7: SKY RACING Class 5 Handicap - 1200m

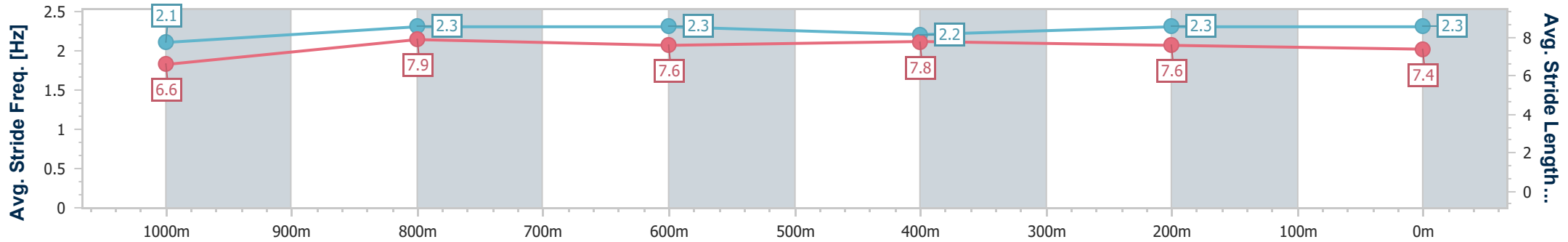
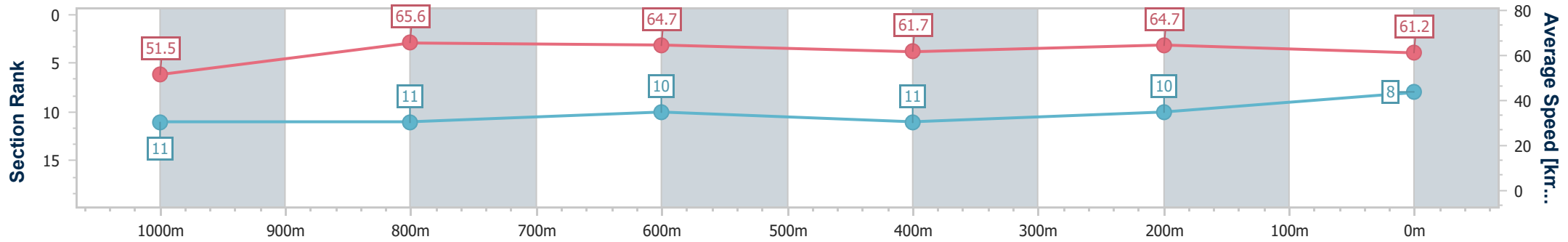
26 June 2024 - 15:04

Track Rating: Soft 5, Weather: Fine, Rail Position: +6m Entire



BRISBANE RACING CLUB

Section	Overall	1000m	800m	600m	400m	200m
Section Times	1:10.59 [8] (0:14.05)	0:56.54 [11] (0:10.96)	0:45.58 [11] (0:11.13)	0:34.45 [10] (0:11.58)	0:22.87 [11] (0:11.10)	0:11.77 [10] (0:11.77)
Average Speed [km/h]	51.5	65.6	64.7	61.7	64.7	61.2
Top Speed [km/h]	63.7	66.5	66.4	63.0	65.8	64.6
Avg. Dist. to Rail [m]	8.6	1.3	0.1	1.0	1.3	1.9
Avg. Stride Freq. [Hz]	2.1	2.3	2.3	2.2	2.3	2.3
Avg. Stride Length [m]	6.6	7.9	7.6	7.8	7.6	7.4



- [] Ranking at each section and finish
- .-.- No data available at this section
- NA No data available



Horse/Jockey Name	Divine Okay
Final Rank	9
Fastest Section Time (Section)	0:10.74 (1000m)
Top Speed [km/h] (Section)	70.3 (1000m)
Race State	Finished



Doomben QLD Professional

Race 7: SKY RACING Class 5 Handicap - 1200m

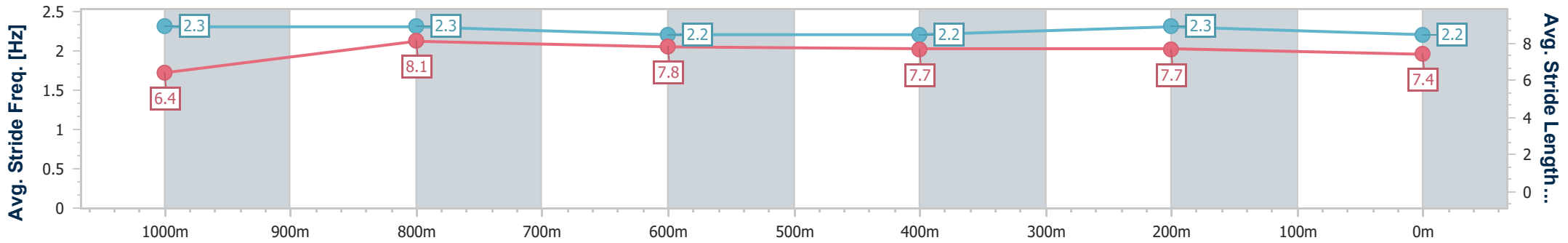
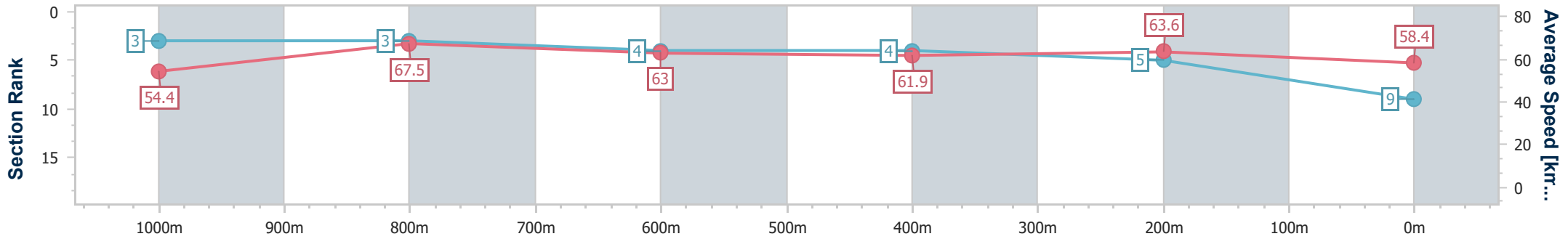
26 June 2024 - 15:04

Track Rating: Soft 5, Weather: Fine, Rail Position: +6m Entire



BRISBANE RACING CLUB

Section	Overall	1000m	800m	600m	400m	200m
Section Times	1:10.65 [9] (0:13.22)	0:57.43 [3] (0:10.74)	0:46.69 [3] (0:11.48)	0:35.21 [4] (0:11.57)	0:23.64 [4] (0:11.31)	0:12.33 [5] (0:12.33)
Average Speed [km/h]	54.4	67.5	63.0	61.9	63.6	58.4
Top Speed [km/h]	69.7	70.3	64.6	62.8	65.2	61.8
Avg. Dist. to Rail [m]	4.9	2.0	1.0	0.8	1.8	3.8
Avg. Stride Freq. [Hz]	2.3	2.3	2.2	2.2	2.3	2.2
Avg. Stride Length [m]	6.4	8.1	7.8	7.7	7.7	7.4



- [] Ranking at each section and finish
- .-.- No data available at this section
- NA No data available



Horse/Jockey Name	Monte Outlander
Final Rank	10
Fastest Section Time (Section)	0:10.88 (1000m)
Top Speed [km/h] (Section)	67.3 (1000m)
Race State	Finished



Doomben QLD Professional

Race 7: SKY RACING Class 5 Handicap - 1200m

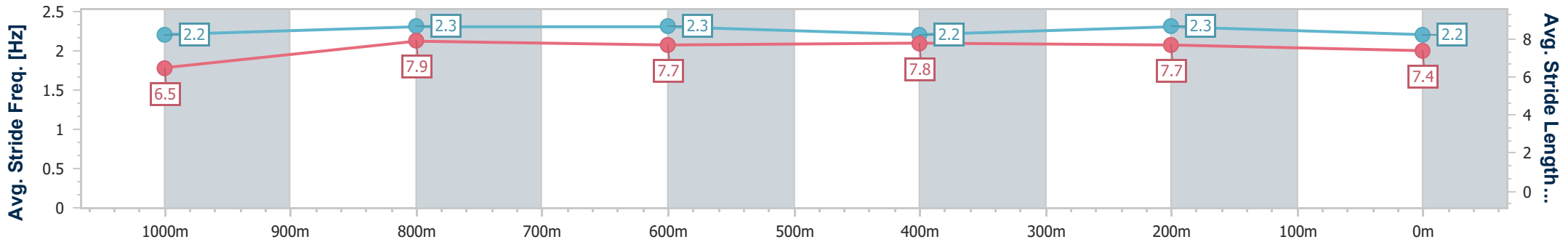
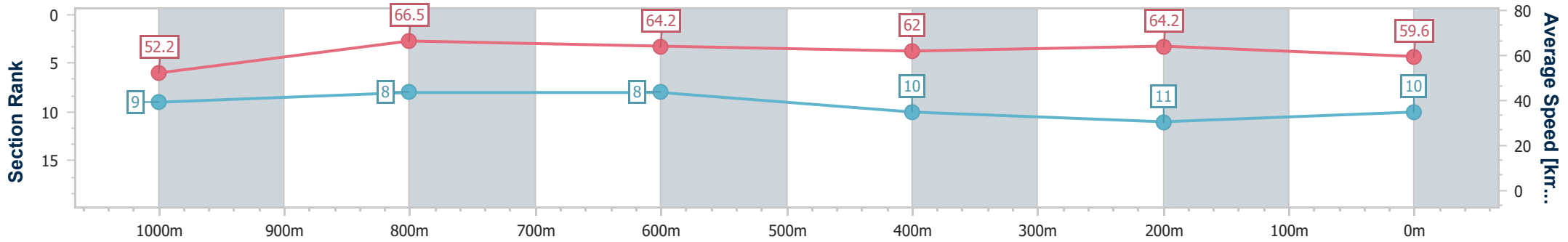
26 June 2024 - 15:04

Track Rating: Soft 5, Weather: Fine, Rail Position: +6m Entire



BRISBANE RACING CLUB

Section	Overall	1000m	800m	600m	400m	200m
Section Times	1:10.96 [10] (0:13.80)	0:57.16 [9] (0:10.88)	0:46.28 [8] (0:11.25)	0:35.03 [8] (0:11.69)	0:23.34 [10] (0:11.25)	0:12.09 [11] (0:12.09)
Average Speed [km/h]	52.2	66.5	64.2	62.0	64.2	59.6
Top Speed [km/h]	65.2	67.3	66.1	62.9	65.2	63.0
Avg. Dist. to Rail [m]	5.8	1.1	1.3	1.2	3.1	7.1
Avg. Stride Freq. [Hz]	2.2	2.3	2.3	2.2	2.3	2.2
Avg. Stride Length [m]	6.5	7.9	7.7	7.8	7.7	7.4



- [] Ranking at each section and finish
- .-.- No data available at this section
- NA No data available



Horse/Jockey Name	Dashing Gee Gee
Final Rank	11
Fastest Section Time (Section)	0:10.87 (1000m)
Top Speed [km/h] (Section)	68.1 (Overall)
Race State	Finished



Doomben QLD Professional

Race 7: SKY RACING Class 5 Handicap - 1200m

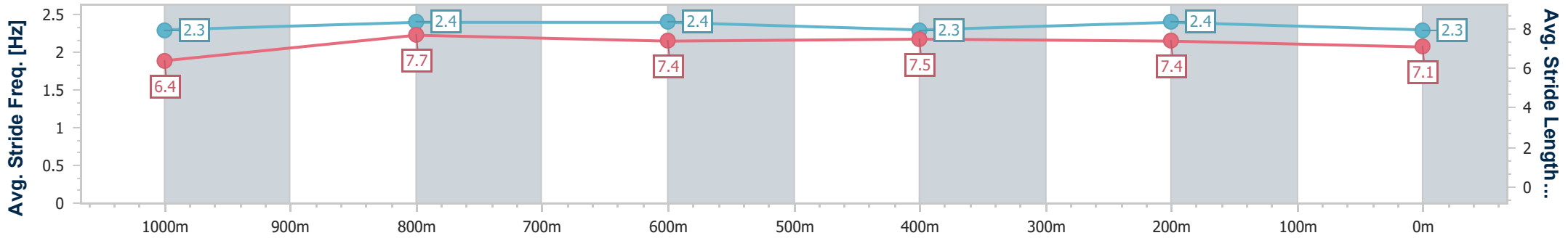
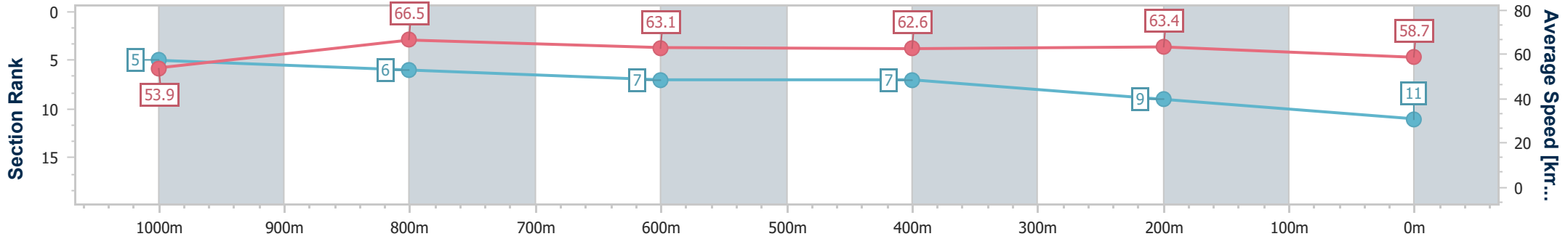
26 June 2024 - 15:04

Track Rating: Soft 5, Weather: Fine, Rail Position: +6m Entire



BRISBANE RACING CLUB

Section	Overall	1000m	800m	600m	400m	200m
Section Times	1:10.99 [11] (0:13.38)	0:57.61 [5] (0:10.87)	0:46.74 [6] (0:11.57)	0:35.17 [7] (0:11.51)	0:23.66 [7] (0:11.38)	0:12.28 [9] (0:12.28)
Average Speed [km/h]	53.9	66.5	63.1	62.6	63.4	58.7
Top Speed [km/h]	68.1	68.1	66.1	64.1	64.6	61.9
Avg. Dist. to Rail [m]	7.0	2.2	2.6	0.8	1.9	4.5
Avg. Stride Freq. [Hz]	2.3	2.4	2.4	2.3	2.4	2.3
Avg. Stride Length [m]	6.4	7.7	7.4	7.5	7.4	7.1



- [] Ranking at each section and finish
- .-.- No data available at this section
- NA No data available