



Doomben QLD Professional

Race 1: RACECOURSE VILLAGE Maiden Plate - 2040m

26 June 2024 - 11:45



BRISBANE
RACING CLUB

Track Rating: Soft 5, Weather: Fine, Rail Position: +6m Entire

Section		Overall	1800m	1600m	1400m	1200m	1000m	800m	Last 600m				
Field Times		2:07.57 (0:16.43)	1:51.14 (0:11.78)	1:39.36 (0:12.65)	1:26.71 (0:13.03)	1:13.68 (0:13.15)	1:00.53 (0:12.60)	0:47.93 (0:12.31)	0:35.62				
Rank	TAB Horse/Jockey	Barrier	Top Speed [km/h]	Fastest Section									Distance Travelled [m]
1	2 COUNTER Ryan Maloney	2	65.0 400m	0:11.34 400m	2:07.57 [1] (0:16.72)	1:50.85 [5] (0:12.15)	1:38.70 [6] (0:12.67)	1:26.03 [6] (0:13.02)	1:13.01 [6] (0:13.12)	0:59.89 [5] (0:12.55)	0:47.34 [5] (0:12.27)	0:35.07	
2	1 BRAVE DEEL Bailey Wheeler	8	64.5 Overall	0:11.72 400m	2:07.94 [2] (0:16.56)	1:51.38 [3] (0:12.06)	1:39.32 [4] (0:12.60)	1:26.72 [4] (0:13.10)	1:13.62 [4] (0:13.14)	1:00.48 [4] (0:12.54)	0:47.94 [4] (0:12.26)	0:35.68	+3
3	3 DAWN PARTY Samantha Collett	5	64.5 Overall	0:11.77 400m	2:08.09 [3] (0:16.53)	1:51.56 [2] (0:11.92)	1:39.64 [3] (0:12.72)	1:26.92 [3] (0:13.06)	1:13.86 [3] (0:13.08)	1:00.78 [3] (0:12.55)	0:48.23 [3] (0:12.25)	0:35.98	-5
4	15 MIDORI MOVER Jim Byrne	11	65.3 Overall	0:11.78 1800m	2:08.13 [4] (0:16.43)	1:51.70 [1] (0:11.78)	1:39.92 [1] (0:12.65)	1:27.27 [1] (0:13.03)	1:14.24 [1] (0:13.15)	1:01.09 [1] (0:12.60)	0:48.49 [1] (0:12.31)	0:36.18	-5
5	4 FISHERMAN'S BEACH Damien Thornton	15	65.2 400m	0:11.44 400m	2:08.22 [5] (0:17.84)	1:50.38 [13] (0:12.07)	1:38.31 [13] (0:12.46)	1:25.85 [13] (0:13.04)	1:12.81 [13] (0:13.24)	0:59.57 [14] (0:12.43)	0:47.14 [13] (0:12.08)	0:35.06	+8
6	10 BACKLIT BEAUTY Karl Zechner	16	63.4 Overall	0:11.74 400m	2:08.54 [6] (0:17.09)	1:51.45 [9] (0:12.28)	1:39.17 [10] (0:12.58)	1:26.59 [9] (0:12.93)	1:13.66 [7] (0:13.07)	1:00.59 [7] (0:12.50)	0:48.09 [7] (0:12.24)	0:35.85	+4
7	12 LUISANA Brooke Ainsworth	4	63.6 Overall	0:11.62 400m	2:08.56 [7] (0:17.09)	1:51.47 [8] (0:12.26)	1:39.21 [9] (0:12.70)	1:26.51 [11] (0:13.10)	1:13.41 [11] (0:13.25)	1:00.16 [11] (0:12.54)	0:47.62 [12] (0:11.97)	0:35.65	+5
8	9 MORE ELEMENTS James Orman	10	66.8 Overall	0:11.64 1800m	2:08.64 [8] (0:16.70)	1:51.94 [4] (0:11.64)	1:40.30 [2] (0:12.66)	1:27.64 [2] (0:12.98)	1:14.66 [2] (0:13.13)	1:01.53 [2] (0:12.56)	0:48.97 [2] (0:12.29)	0:36.68	+4
9	7 VIKING BLOOD Justin Huxtable	14	63.1 Overall	0:11.76 400m	2:08.70 [9] (0:17.32)	1:51.38 [10] (0:11.85)	1:39.53 [8] (0:12.64)	1:26.89 [8] (0:13.13)	1:13.76 [9] (0:13.16)	1:00.60 [8] (0:12.52)	0:48.08 [8] (0:12.19)	0:35.89	-3
10	16 BENFICA LASS Robbie Dolan	12	62.3 400m	0:11.67 400m	2:08.89 [10] (0:17.63)	1:51.26 [12] (0:12.13)	1:39.13 [12] (0:12.53)	1:26.60 [12] (0:13.07)	1:13.53 [12] (0:13.22)	1:00.31 [13] (0:12.64)	0:47.67 [14] (0:12.07)	0:35.60	-6

Scratched: Three Graces (#13)

Report Created: Wed 26 June 2024 12:03 GMT+10 (Note: Timing is based on position data)

Page 1/19

[] Ranking at each section and finish
 -:-:- No data available at this section
 NA No data available

SCN Saddle cloth number
 DNF Did not finish
 DNT Did not track

data processed by TRIPLESDATA



Doomben QLD Professional

Race 1: RACECOURSE VILLAGE Maiden Plate - 2040m

26 June 2024 - 11:45



BRISBANE
RACING CLUB

Track Rating: Soft 5, Weather: Fine, Rail Position: +6m Entire

Section		Overall	1800m	1600m	1400m	1200m	1000m	800m	Last 600m					
Field Times		2:07.57 (0:16.43)	1:51.14 (0:11.78)	1:39.36 (0:12.65)	1:26.71 (0:13.03)	1:13.68 (0:13.15)	1:00.53 (0:12.60)	0:47.93 (0:12.31)	0:35.62					
Rank	TAB Horse/Jockey	Barrier	Top Speed [km/h]	Fastest Section										Distance Travelled [m]
11	14 UNUSUAL MELODY Madeleine Wishart	1	63.4 Overall	0:11.91 600m	2:08.90 [11] (0:16.85)	1:52.05 [6] (0:11.98)	1:40.07 [5] (0:12.66)	1:27.41 [5] (0:13.01)	1:14.40 [5] (0:13.24)	1:01.16 [6] (0:12.54)	0:48.62 [6] (0:12.21)	0:36.41	-8	
12	5 FRANKEL MOON Mark Du Plessis	7	63.0 400m	0:11.65 400m	2:08.96 [12] (0:17.52)	1:51.44 [11] (0:12.10)	1:39.34 [11] (0:12.40)	1:26.94 [10] (0:13.09)	1:13.85 [10] (0:13.24)	1:00.61 [10] (0:12.49)	0:48.12 [11] (0:12.14)	0:35.98	-5	
13	11 LADY DEANNE Adin Thompson	3	63.1 Overall	0:11.90 400m	2:08.99 [13] (0:16.86)	1:52.13 [7] (0:12.28)	1:39.85 [7] (0:12.66)	1:27.19 [7] (0:13.08)	1:14.11 [8] (0:13.26)	1:00.85 [9] (0:12.63)	0:48.22 [10] (0:11.98)	0:36.24	+10	
14	8 HIMEJI Anthony Allen	6	61.8 600m	0:12.00 600m	2:09.89 [14] (0:17.98)	1:51.91 [15] (0:12.31)	1:39.60 [15] (0:12.45)	1:27.15 [15] (0:12.94)	1:14.21 [15] (0:12.74)	1:01.47 [12] (0:12.33)	0:49.14 [9] (0:12.07)	0:37.07	+6	
15	6 IL TORO D'ORO Vlad Duric	13	63.7 200m	0:12.02 800m	2:10.59 [15] (0:17.86)	1:52.73 [14] (0:12.12)	1:40.61 [14] (0:12.52)	1:28.09 [14] (0:13.08)	1:15.01 [14] (0:13.22)	1:01.79 [15] (0:12.53)	0:49.26 [15] (0:12.02)	0:37.24	+2	

Scratched: Three Graces (#13)

[] Ranking at each section and finish
 -:-:-:- No data available at this section
 NA No data available

SCN Saddle cloth number
 DNF Did not finish
 DNT Did not track



Doomben QLD Professional

Race 1: RACECOURSE VILLAGE Maiden Plate - 2040m

26 June 2024 - 11:45



BRISBANE
RACING CLUB

Track Rating: Soft 5, Weather: Fine, Rail Position: +6m Entire

Section					600m	400m	200m				Last 600m
Field Times					0:35.62 (0:11.85)	0:23.77 (0:11.70)	0:12.07 (0:12.07)				0:35.62
Rank	TAB	Horse/Jockey	Barrier	Top Speed [km/h]	Fastest Section	Margin			Distance Travelled [m]		
1	2	COUNTER Ryan Maloney	2	65.0 400m	0:11.34 400m	0:35.07 [6] (0:11.66)	0:23.41 [4] (0:11.34)	0:12.07 [1] (0:12.07)	2:07.57		0:35.07
2	1	BRAVE DEEL Bailey Wheeler	8	64.5 Overall	0:11.72 400m	0:35.68 [4] (0:11.91)	0:23.77 [5] (0:11.72)	0:12.05 [5] (0:12.05)	2.23L		0:35.68 +3
3	3	DAWN PARTY Samantha Collett	5	64.5 Overall	0:11.77 400m	0:35.98 [3] (0:11.92)	0:24.06 [3] (0:11.77)	0:12.29 [3] (0:12.29)	3.09L		0:35.98 -5
4	15	MIDORI MOVER Jim Byrne	11	65.3 Overall	0:11.78 1800m	0:36.18 [1] (0:11.85)	0:24.33 [1] (0:11.84)	0:12.49 [2] (0:12.49)	3.33L		0:36.18 -5
5	4	FISHERMAN'S BEACH Damien Thornton	15	65.2 400m	0:11.44 400m	0:35.06 [13] (0:11.77)	0:23.29 [13] (0:11.44)	0:11.85 [8] (0:11.85)	3.87L		0:35.06 +8
6	10	BACKLIT BEAUTY Karl Zechner	16	63.4 Overall	0:11.74 400m	0:35.85 [7] (0:11.80)	0:24.05 [7] (0:11.74)	0:12.31 [6] (0:12.31)	5.74L		0:35.85 +4
7	12	LUISANA Brooke Ainsworth	4	63.6 Overall	0:11.62 400m	0:35.65 [11] (0:11.92)	0:23.73 [11] (0:11.62)	0:12.11 [10] (0:12.11)	5.87L		0:35.65 +5
8	9	MORE ELEMENTS James Orman	10	66.8 Overall	0:11.64 1800m	0:36.68 [2] (0:11.95)	0:24.73 [2] (0:11.97)	0:12.76 [4] (0:12.76)	6.29L		0:36.68 +4
9	7	VIKING BLOOD Justin Huxtable	14	63.1 Overall	0:11.76 400m	0:35.89 [9] (0:11.83)	0:24.06 [8] (0:11.76)	0:12.30 [9] (0:12.30)	6.65L		0:35.89 -3
10	16	BENFICA LASS Robbie Dolan	12	62.3 400m	0:11.67 400m	0:35.60 [14] (0:11.75)	0:23.85 [14] (0:11.67)	0:12.18 [13] (0:12.18)	7.76L		0:35.60 -6

Scratched: Three Graces (#13)

Report Created: Wed 26 June 2024 12:03 GMT+10 (Note: Timing is based on position data)

Page 3/19

[] Ranking at each section and finish
 -:-:- No data available at this section
 NA No data available

SCN Saddle cloth number
 DNF Did not finish
 DNT Did not track

data processed by  TRIPLES DATA



Doomben QLD Professional

Race 1: RACECOURSE VILLAGE Maiden Plate - 2040m

26 June 2024 - 11:45



BRISBANE
RACING CLUB

Track Rating: Soft 5, Weather: Fine, Rail Position: +6m Entire

Section		600m	400m	200m				Last 600m		
Field Times		0:35.62 (0:11.85)	0:23.77 (0:11.70)	0:12.07 (0:12.07)				0:35.62		
Rank	TAB Horse/Jockey	Barrier	Top Speed [km/h]	Fastest Section	Margin			Distance Travelled [m]		
11	14 UNUSUAL MELODY Madeleine Wishart	1	63.4 Overall	0:11.91 600m	0:36.41 [5] (0:11.91)	0:24.50 [6] (0:11.96)	0:12.54 [7] (0:12.54)	7.83L	0:36.41	-8
12	5 FRANKEL MOON Mark Du Plessis	7	63.0 400m	0:11.65 400m	0:35.98 [12] (0:11.86)	0:24.12 [12] (0:11.65)	0:12.47 [11] (0:12.47)	8.18L	0:35.98	-5
13	11 LADY DEANNE Adin Thompson	3	63.1 Overall	0:11.90 400m	0:36.24 [8] (0:11.91)	0:24.33 [9] (0:11.90)	0:12.43 [12] (0:12.43)	8.37L	0:36.24	+10
14	8 HIMEJI Anthony Allen	6	61.8 600m	0:12.00 600m	0:37.07 [10] (0:12.00)	0:25.07 [10] (0:12.10)	0:12.97 [14] (0:12.97)	13.69L	0:37.07	+6
15	6 IL TORO D'ORO Vlad Duric	13	63.7 200m	0:12.02 800m	0:37.24 [15] (0:12.17)	0:25.07 [15] (0:12.11)	0:12.96 [15] (0:12.96)	17.82L	0:37.24	+2

Scratched: Three Graces (#13)

[] Ranking at each section and finish
 -:-:-:- No data available at this section
 NA No data available

SCN Saddle cloth number
 DNF Did not finish
 DNT Did not track



Horse/Jockey Name	Counter
Final Rank	1
Fastest Section Time (Section)	0:11.34 (400m)
Top Speed [km/h] (Section)	65.0 (400m)
Race State	Finished



Doomben QLD Professional

Race 1: RACECOURSE VILLAGE Maiden Plate - 2040m

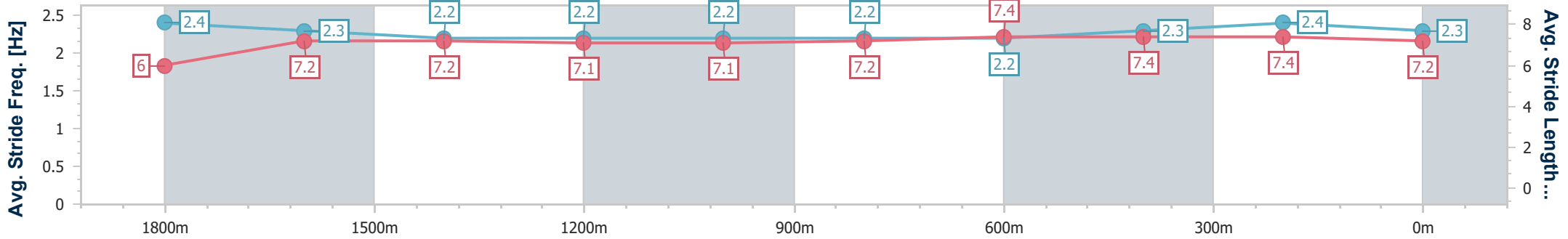
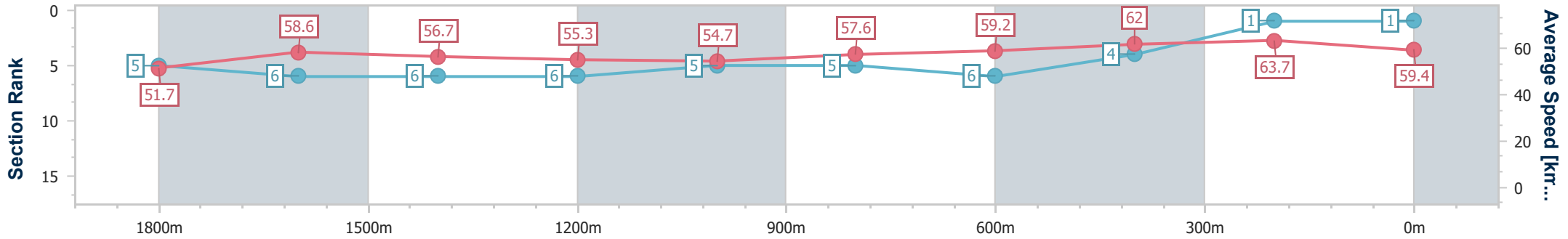
26 June 2024 - 11:45

Track Rating: Soft 5, Weather: Fine, Rail Position: +6m Entire



BRISBANE RACING CLUB

Section	Overall	1800m	1600m	1400m	1200m	1000m	800m	600m	400m	200m
Section Times	2:07.57 [1] (0:16.72)	1:50.85 [5] (0:12.15)	1:38.70 [6] (0:12.67)	1:26.03 [6] (0:13.02)	1:13.01 [6] (0:13.12)	0:59.89 [5] (0:12.55)	0:47.34 [5] (0:12.27)	0:35.07 [6] (0:11.66)	0:23.41 [4] (0:11.34)	0:12.07 [1] (0:12.07)
Average Speed [km/h]	51.7	58.6	56.7	55.3	54.7	57.6	59.2	62.0	63.7	59.4
Top Speed [km/h]	63.9	63.7	58.5	56.4	56.1	58.3	61.3	63.6	65.0	63.9
Avg. Dist. to Rail [m]	1.4	1.9	1.0	0.6	1.6	1.4	1.1	1.1	1.4	0.7
Avg. Stride Freq. [Hz]	2.4	2.3	2.2	2.2	2.2	2.2	2.2	2.3	2.4	2.3
Avg. Stride Length [m]	6.0	7.2	7.2	7.1	7.1	7.2	7.4	7.4	7.4	7.2



- [] Ranking at each section and finish
- .-.- No data available at this section
- NA No data available



Horse/Jockey Name	Brave Deel
Final Rank	2
Fastest Section Time (Section)	0:11.72 (400m)
Top Speed [km/h] (Section)	64.5 (Overall)
Race State	Finished



Doomben QLD Professional

Race 1: RACECOURSE VILLAGE Maiden Plate - 2040m

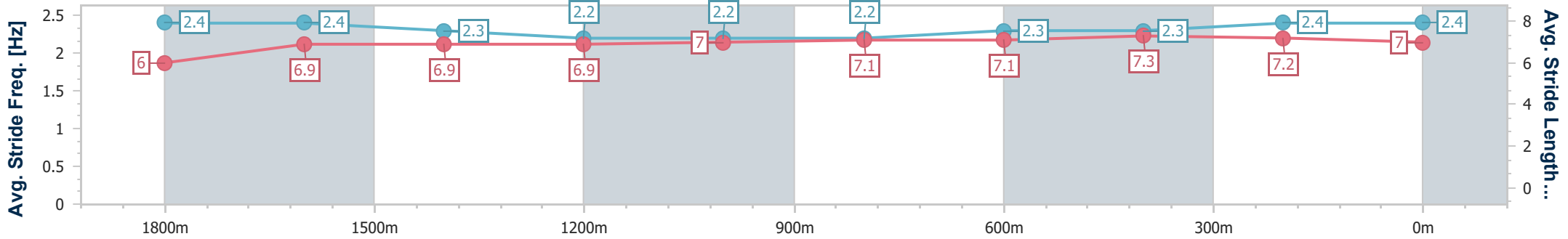
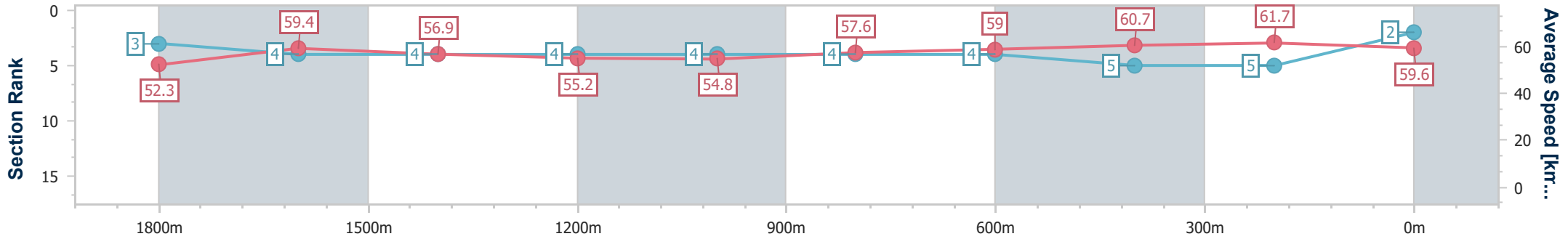
26 June 2024 - 11:45

Track Rating: Soft 5, Weather: Fine, Rail Position: +6m Entire



BRISBANE RACING CLUB

Section	Overall	1800m	1600m	1400m	1200m	1000m	800m	600m	400m	200m
Section Times	2:07.94 [2] (0:16.56)	1:51.38 [3] (0:12.06)	1:39.32 [4] (0:12.60)	1:26.72 [4] (0:13.10)	1:13.62 [4] (0:13.14)	1:00.48 [4] (0:12.54)	0:47.94 [4] (0:12.26)	0:35.68 [4] (0:11.91)	0:23.77 [5] (0:11.72)	0:12.05 [5] (0:12.05)
Average Speed [km/h]	52.3	59.4	56.9	55.2	54.8	57.6	59.0	60.7	61.7	59.6
Top Speed [km/h]	64.5	63.3	58.8	56.6	56.5	58.3	60.3	61.9	62.9	62.4
Avg. Dist. to Rail [m]	3.1	0.7	1.0	0.7	1.6	1.6	1.0	0.8	2.3	2.5
Avg. Stride Freq. [Hz]	2.4	2.4	2.3	2.2	2.2	2.2	2.3	2.3	2.4	2.4
Avg. Stride Length [m]	6.0	6.9	6.9	6.9	7.0	7.1	7.1	7.3	7.2	7.0



- [] Ranking at each section and finish
- .-.- No data available at this section
- NA No data available



Horse/Jockey Name	Dawn Party
Final Rank	3
Fastest Section Time (Section)	0:11.77 (400m)
Top Speed [km/h] (Section)	64.5 (Overall)
Race State	Finished



Doomben QLD Professional

Race 1: RACECOURSE VILLAGE Maiden Plate - 2040m

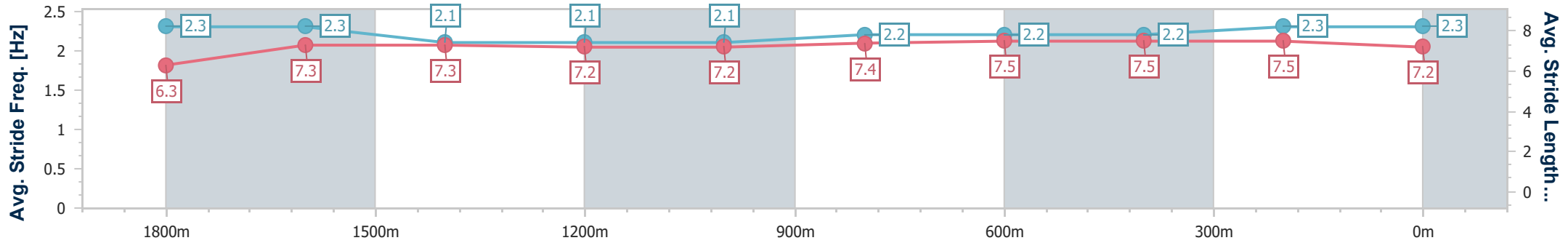
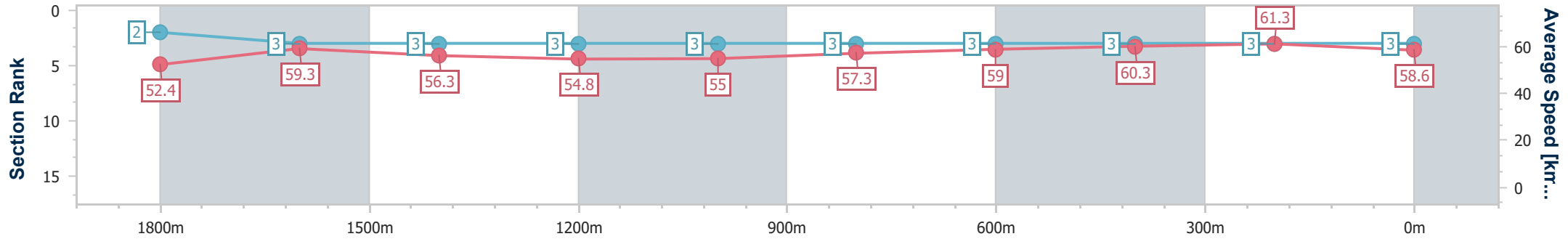
26 June 2024 - 11:45

Track Rating: Soft 5, Weather: Fine, Rail Position: +6m Entire



BRISBANE RACING CLUB

Section	Overall	1800m	1600m	1400m	1200m	1000m	800m	600m	400m	200m
Section Times	2:08.09 [3] (0:16.53)	1:51.56 [2] (0:11.92)	1:39.64 [3] (0:12.72)	1:26.92 [3] (0:13.06)	1:13.86 [3] (0:13.08)	1:00.78 [3] (0:12.55)	0:48.23 [3] (0:12.25)	0:35.98 [3] (0:11.92)	0:24.06 [3] (0:11.77)	0:12.29 [3] (0:12.29)
Average Speed [km/h]	52.4	59.3	56.3	54.8	55.0	57.3	59.0	60.3	61.3	58.6
Top Speed [km/h]	64.5	62.9	57.2	56.0	56.8	57.7	59.7	61.3	61.8	60.7
Avg. Dist. to Rail [m]	2.3	2.5	1.6	0.7	0.5	0.3	0.3	0.3	0.3	0.4
Avg. Stride Freq. [Hz]	2.3	2.3	2.1	2.1	2.1	2.2	2.2	2.2	2.3	2.3
Avg. Stride Length [m]	6.3	7.3	7.3	7.2	7.2	7.4	7.5	7.5	7.5	7.2



- [] Ranking at each section and finish
- .-.- No data available at this section
- NA No data available



Horse/Jockey Name	Midori Mover
Final Rank	4
Fastest Section Time (Section)	0:11.78 (1800m)
Top Speed [km/h] (Section)	65.3 (Overall)
Race State	Finished



Doomben QLD Professional

Race 1: RACECOURSE VILLAGE Maiden Plate - 2040m

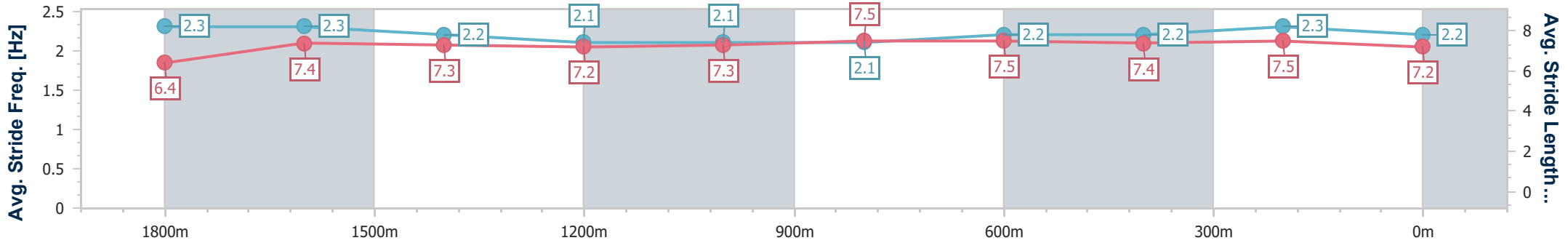
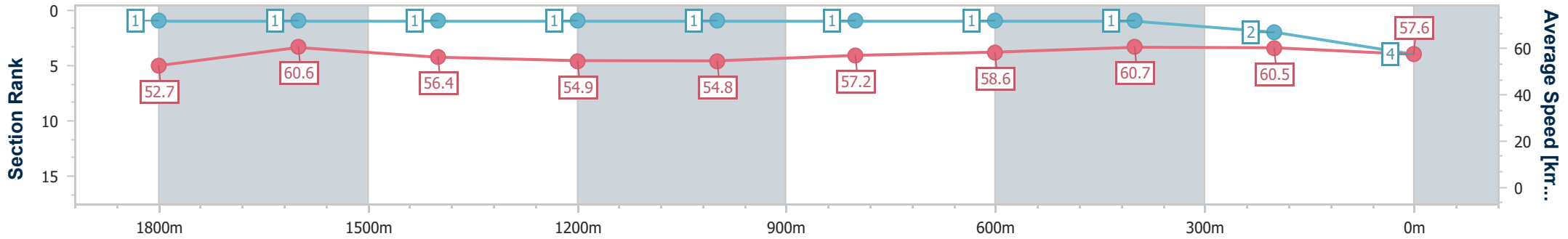
26 June 2024 - 11:45

Track Rating: Soft 5, Weather: Fine, Rail Position: +6m Entire



BRISBANE RACING CLUB

Section	Overall	1800m	1600m	1400m	1200m	1000m	800m	600m	400m	200m
Section Times	2:08.13 [4] (0:16.43)	1:51.70 [1] (0:11.78)	1:39.92 [1] (0:12.65)	1:27.27 [1] (0:13.03)	1:14.24 [1] (0:13.15)	1:01.09 [1] (0:12.60)	0:48.49 [1] (0:12.31)	0:36.18 [1] (0:11.85)	0:24.33 [1] (0:11.84)	0:12.49 [2] (0:12.49)
Average Speed [km/h]	52.7	60.6	56.4	54.9	54.8	57.2	58.6	60.7	60.5	57.6
Top Speed [km/h]	65.3	65.1	57.9	56.2	56.5	57.7	59.5	62.0	61.3	60.2
Avg. Dist. to Rail [m]	5.3	1.6	2.0	0.8	0.6	0.5	0.2	0.6	1.0	1.2
Avg. Stride Freq. [Hz]	2.3	2.3	2.2	2.1	2.1	2.1	2.2	2.2	2.3	2.2
Avg. Stride Length [m]	6.4	7.4	7.3	7.2	7.3	7.5	7.5	7.4	7.5	7.2



- [] Ranking at each section and finish
- .-.- No data available at this section
- NA No data available



Horse/Jockey Name	Fisherman's Beach
Final Rank	5
Fastest Section Time (Section)	0:11.44 (400m)
Top Speed [km/h] (Section)	65.2 (400m)
Race State	Finished



Doomben QLD Professional

Race 1: RACECOURSE VILLAGE Maiden Plate - 2040m

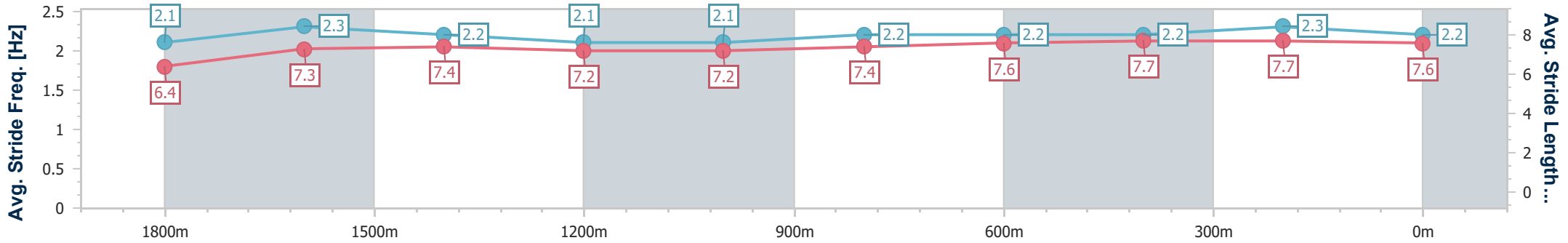
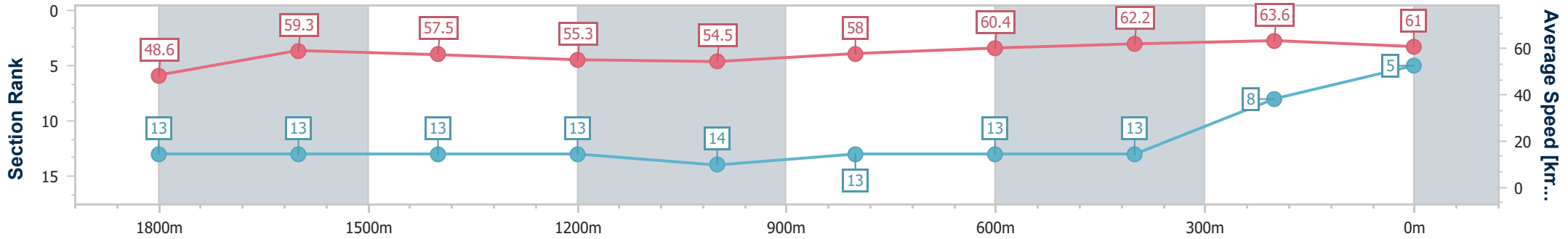
26 June 2024 - 11:45

Track Rating: Soft 5, Weather: Fine, Rail Position: +6m Entire



BRISBANE RACING CLUB

Section	Overall	1800m	1600m	1400m	1200m	1000m	800m	600m	400m	200m
Section Times	2:08.22 [5] (0:17.84)	1:50.38 [13] (0:12.07)	1:38.31 [13] (0:12.46)	1:25.85 [13] (0:13.04)	1:12.81 [13] (0:13.24)	0:59.57 [14] (0:12.43)	0:47.14 [13] (0:12.08)	0:35.06 [13] (0:11.77)	0:23.29 [13] (0:11.44)	0:11.85 [8] (0:11.85)
Average Speed [km/h]	48.6	59.3	57.5	55.3	54.5	58.0	60.4	62.2	63.6	61.0
Top Speed [km/h]	60.2	61.5	58.5	57.3	55.9	61.9	61.8	63.3	65.2	63.2
Avg. Dist. to Rail [m]	7.2	0.7	1.0	0.5	1.8	1.9	2.3	3.1	5.3	5.1
Avg. Stride Freq. [Hz]	2.1	2.3	2.2	2.1	2.1	2.2	2.2	2.2	2.3	2.2
Avg. Stride Length [m]	6.4	7.3	7.4	7.2	7.2	7.4	7.6	7.7	7.7	7.6



- [] Ranking at each section and finish
- .-.- No data available at this section
- NA No data available



Horse/Jockey Name	Backlit Beauty
Final Rank	6
Fastest Section Time (Section)	0:11.74 (400m)
Top Speed [km/h] (Section)	63.4 (Overall)
Race State	Finished



Doomben QLD Professional

Race 1: RACECOURSE VILLAGE Maiden Plate - 2040m

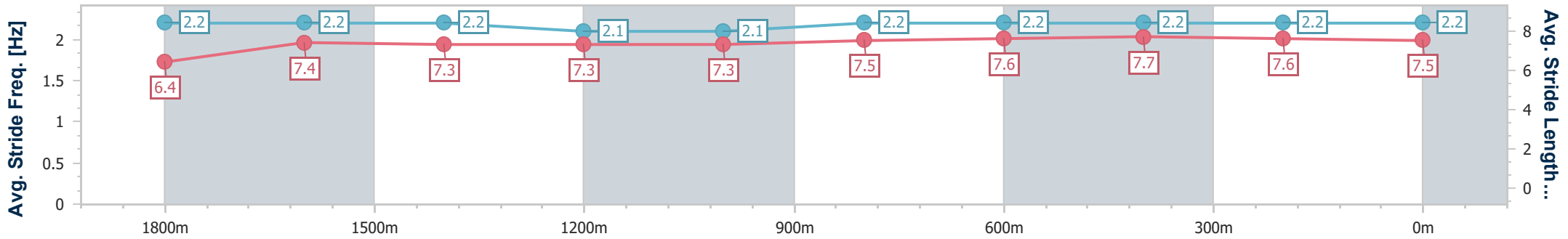
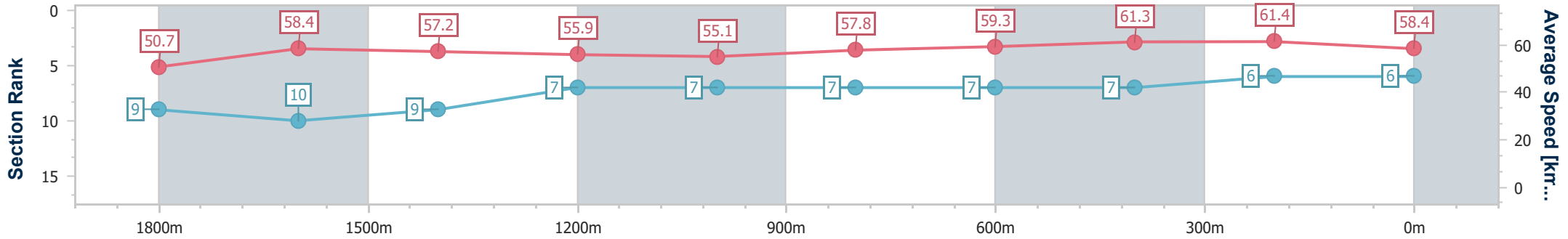
26 June 2024 - 11:45

Track Rating: Soft 5, Weather: Fine, Rail Position: +6m Entire



BRISBANE RACING CLUB

Section	Overall	1800m	1600m	1400m	1200m	1000m	800m	600m	400m	200m
Section Times	2:08.54 [6] (0:17.09)	1:51.45 [9] (0:12.28)	1:39.17 [10] (0:12.58)	1:26.59 [9] (0:12.93)	1:13.66 [7] (0:13.07)	1:00.59 [7] (0:12.50)	0:48.09 [7] (0:12.24)	0:35.85 [7] (0:11.80)	0:24.05 [7] (0:11.74)	0:12.31 [6] (0:12.31)
Average Speed [km/h]	50.7	58.4	57.2	55.9	55.1	57.8	59.3	61.3	61.4	58.4
Top Speed [km/h]	63.4	62.9	59.0	57.5	56.4	59.3	61.4	61.8	61.9	60.5
Avg. Dist. to Rail [m]	8.1	0.5	0.5	1.0	2.9	2.0	1.2	0.9	1.5	2.0
Avg. Stride Freq. [Hz]	2.2	2.2	2.2	2.1	2.1	2.2	2.2	2.2	2.2	2.2
Avg. Stride Length [m]	6.4	7.4	7.3	7.3	7.3	7.5	7.6	7.7	7.6	7.5



- [] Ranking at each section and finish
- .-.- No data available at this section
- NA No data available



Horse/Jockey Name	Luisana
Final Rank	7
Fastest Section Time (Section)	0:11.62 (400m)
Top Speed [km/h] (Section)	63.6 (Overall)
Race State	Finished



Doomben QLD Professional

Race 1: RACECOURSE VILLAGE Maiden Plate - 2040m

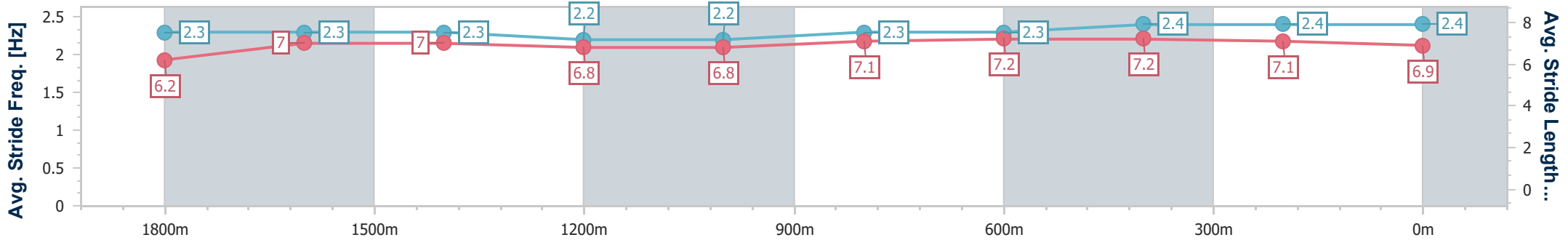
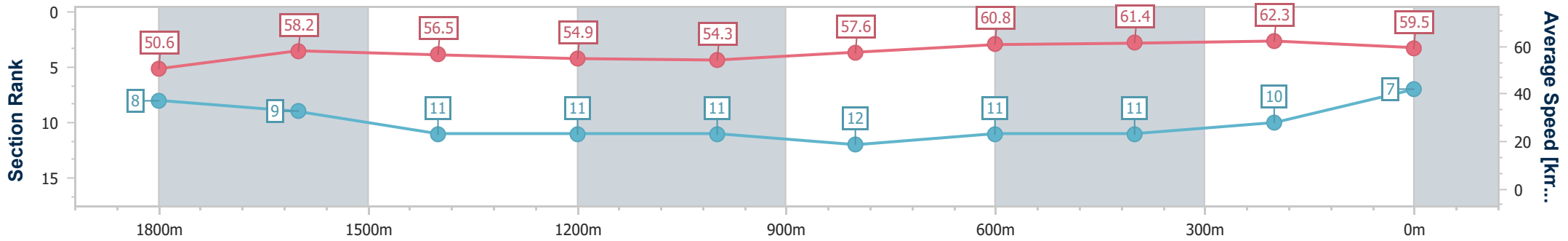
26 June 2024 - 11:45

Track Rating: Soft 5, Weather: Fine, Rail Position: +6m Entire



BRISBANE RACING CLUB

Section	Overall	1800m	1600m	1400m	1200m	1000m	800m	600m	400m	200m
Section Times	2:08.56 [7] (0:17.09)	1:51.47 [8] (0:12.26)	1:39.21 [9] (0:12.70)	1:26.51 [11] (0:13.10)	1:13.41 [11] (0:13.25)	1:00.16 [11] (0:12.54)	0:47.62 [12] (0:11.97)	0:35.65 [11] (0:11.92)	0:23.73 [11] (0:11.62)	0:12.11 [10] (0:12.11)
Average Speed [km/h]	50.6	58.2	56.5	54.9	54.3	57.6	60.8	61.4	62.3	59.5
Top Speed [km/h]	63.6	62.4	58.0	55.9	55.7	60.4	62.0	62.4	63.1	62.8
Avg. Dist. to Rail [m]	2.6	1.0	0.7	0.4	1.3	1.3	2.1	2.5	4.6	3.5
Avg. Stride Freq. [Hz]	2.3	2.3	2.3	2.2	2.2	2.3	2.3	2.4	2.4	2.4
Avg. Stride Length [m]	6.2	7.0	7.0	6.8	6.8	7.1	7.2	7.2	7.1	6.9



- [] Ranking at each section and finish
- .-.- No data available at this section
- NA No data available



Horse/Jockey Name	More Elements
Final Rank	8
Fastest Section Time (Section)	0:11.64 (1800m)
Top Speed [km/h] (Section)	66.8 (Overall)
Race State	Finished



Doomben QLD Professional

Race 1: RACECOURSE VILLAGE Maiden Plate - 2040m

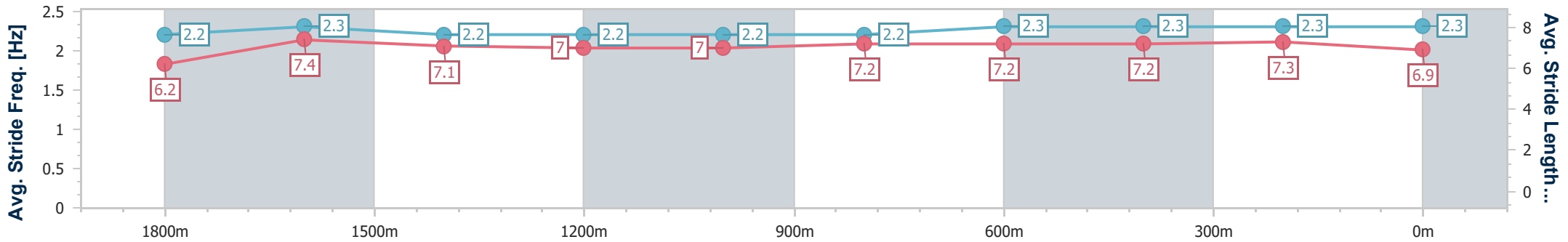
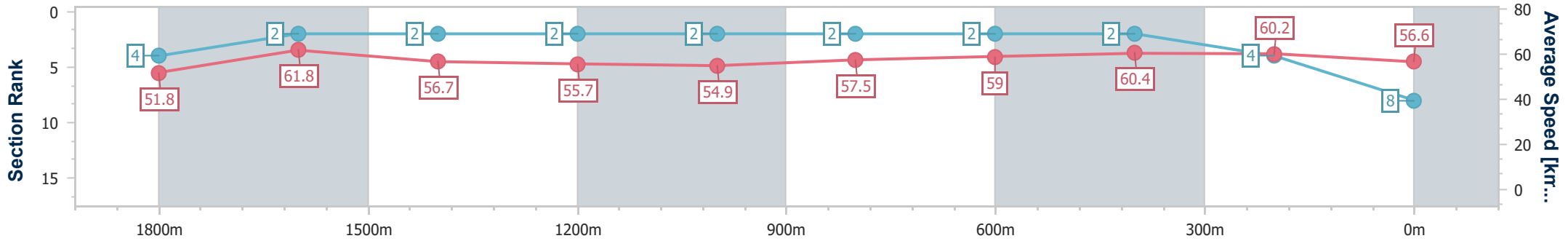
26 June 2024 - 11:45

Track Rating: Soft 5, Weather: Fine, Rail Position: +6m Entire



BRISBANE RACING CLUB

Section	Overall	1800m	1600m	1400m	1200m	1000m	800m	600m	400m	200m
Section Times	2:08.64 [8] (0:16.70)	1:51.94 [4] (0:11.64)	1:40.30 [2] (0:12.66)	1:27.64 [2] (0:12.98)	1:14.66 [2] (0:13.13)	1:01.53 [2] (0:12.56)	0:48.97 [2] (0:12.29)	0:36.68 [2] (0:11.95)	0:24.73 [2] (0:11.97)	0:12.76 [4] (0:12.76)
Average Speed [km/h]	51.8	61.8	56.7	55.7	54.9	57.5	59.0	60.4	60.2	56.6
Top Speed [km/h]	66.8	64.5	58.4	56.6	56.6	58.0	60.1	61.1	61.0	59.7
Avg. Dist. to Rail [m]	3.2	0.7	0.3	0.9	1.8	1.7	1.3	0.7	0.7	1.4
Avg. Stride Freq. [Hz]	2.2	2.3	2.2	2.2	2.2	2.2	2.3	2.3	2.3	2.3
Avg. Stride Length [m]	6.2	7.4	7.1	7.0	7.0	7.2	7.2	7.2	7.3	6.9



- [] Ranking at each section and finish
- .-.- No data available at this section
- NA No data available



Horse/Jockey Name	Viking Blood
Final Rank	9
Fastest Section Time (Section)	0:11.76 (400m)
Top Speed [km/h] (Section)	63.1 (Overall)
Race State	Finished



Doomben QLD Professional

Race 1: RACECOURSE VILLAGE Maiden Plate - 2040m

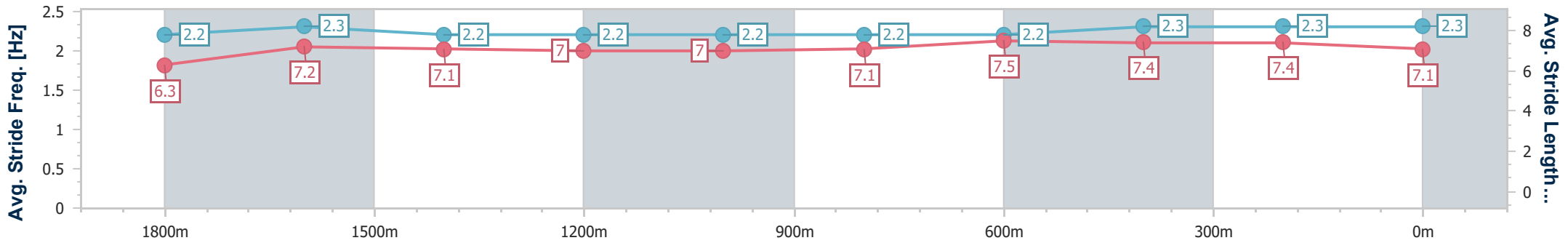
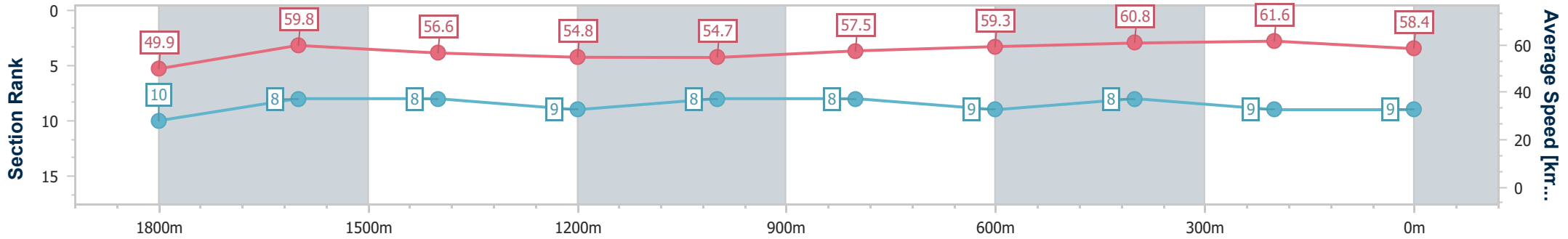
26 June 2024 - 11:45

Track Rating: Soft 5, Weather: Fine, Rail Position: +6m Entire



BRISBANE RACING CLUB

Section	Overall	1800m	1600m	1400m	1200m	1000m	800m	600m	400m	200m
Section Times	2:08.70 [9] (0:17.32)	1:51.38 [10] (0:11.85)	1:39.53 [8] (0:12.64)	1:26.89 [8] (0:13.13)	1:13.76 [9] (0:13.16)	1:00.60 [8] (0:12.52)	0:48.08 [8] (0:12.19)	0:35.89 [9] (0:11.83)	0:24.06 [8] (0:11.76)	0:12.30 [9] (0:12.30)
Average Speed [km/h]	49.9	59.8	56.6	54.8	54.7	57.5	59.3	60.8	61.6	58.4
Top Speed [km/h]	63.1	63.0	57.6	56.0	56.3	58.0	60.6	61.8	62.5	61.3
Avg. Dist. to Rail [m]	5.5	2.3	1.7	0.6	0.6	0.5	0.4	0.3	1.7	1.0
Avg. Stride Freq. [Hz]	2.2	2.3	2.2	2.2	2.2	2.2	2.2	2.3	2.3	2.3
Avg. Stride Length [m]	6.3	7.2	7.1	7.0	7.0	7.1	7.5	7.4	7.4	7.1



- [] Ranking at each section and finish
- .-.- No data available at this section
- NA No data available



Horse/Jockey Name	Benfica Lass
Final Rank	10
Fastest Section Time (Section)	0:11.67 (400m)
Top Speed [km/h] (Section)	62.3 (400m)
Race State	Finished



Doomben QLD Professional

Race 1: RACECOURSE VILLAGE Maiden Plate - 2040m

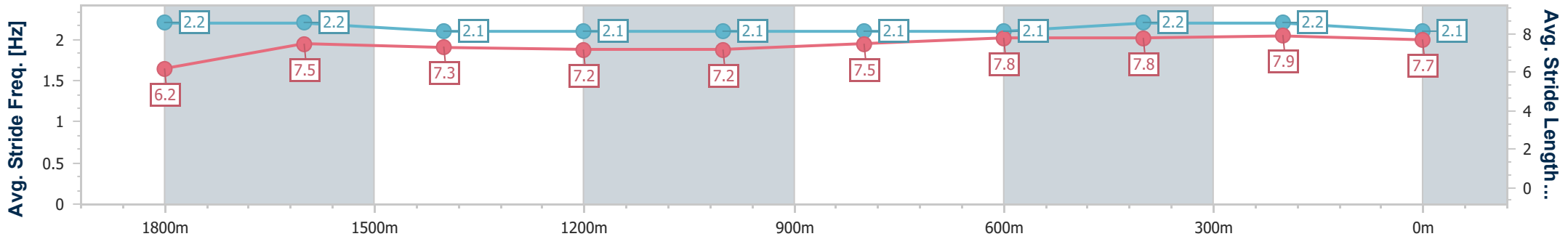
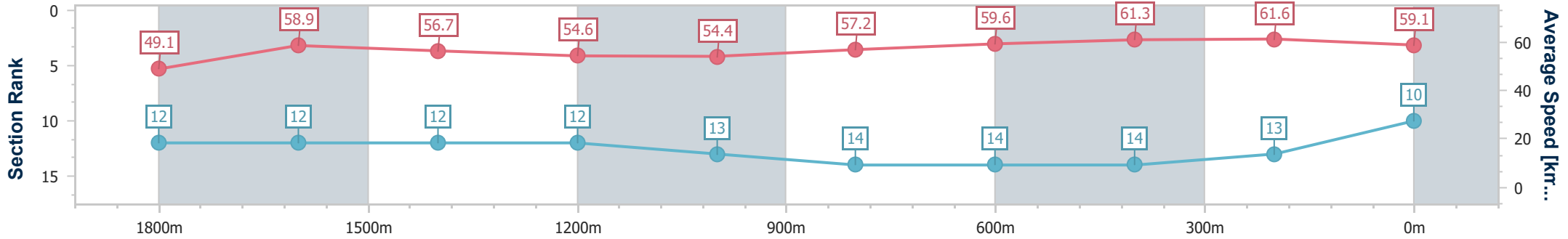
26 June 2024 - 11:45

Track Rating: Soft 5, Weather: Fine, Rail Position: +6m Entire



BRISBANE RACING CLUB

Section	Overall	1800m	1600m	1400m	1200m	1000m	800m	600m	400m	200m
Section Times	2:08.89 [10] (0:17.63)	1:51.26 [12] (0:12.13)	1:39.13 [12] (0:12.53)	1:26.60 [12] (0:13.07)	1:13.53 [12] (0:13.22)	1:00.31 [13] (0:12.64)	0:47.67 [14] (0:12.07)	0:35.60 [14] (0:11.75)	0:23.85 [14] (0:11.67)	0:12.18 [13] (0:12.18)
Average Speed [km/h]	49.1	58.9	56.7	54.6	54.4	57.2	59.6	61.3	61.6	59.1
Top Speed [km/h]	61.9	61.4	58.3	55.4	56.4	60.2	60.8	62.1	62.3	61.2
Avg. Dist. to Rail [m]	4.6	1.5	3.1	1.9	0.1	0.4	0.3	0.3	0.6	1.0
Avg. Stride Freq. [Hz]	2.2	2.2	2.1	2.1	2.1	2.1	2.1	2.2	2.2	2.1
Avg. Stride Length [m]	6.2	7.5	7.3	7.2	7.2	7.5	7.8	7.8	7.9	7.7



- [] Ranking at each section and finish
- .-.- No data available at this section
- NA No data available



Horse/Jockey Name	Unusual Melody
Final Rank	11
Fastest Section Time (Section)	0:11.91 (600m)
Top Speed [km/h] (Section)	63.4 (Overall)
Race State	Finished



Doomben QLD Professional

Race 1: RACECOURSE VILLAGE Maiden Plate - 2040m

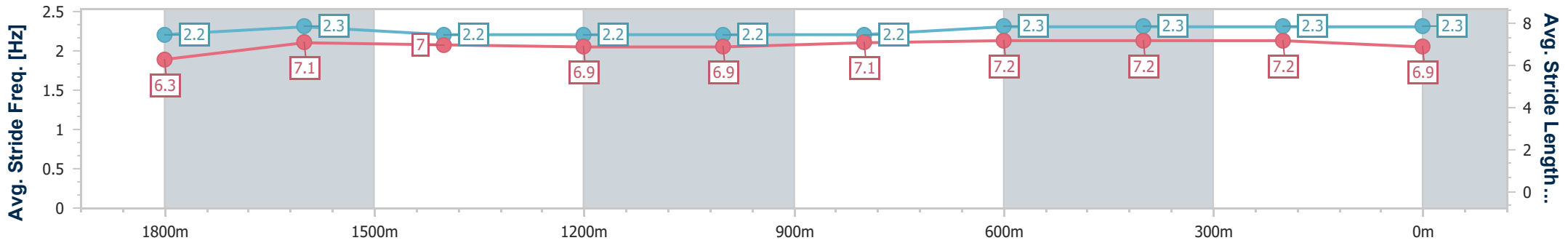
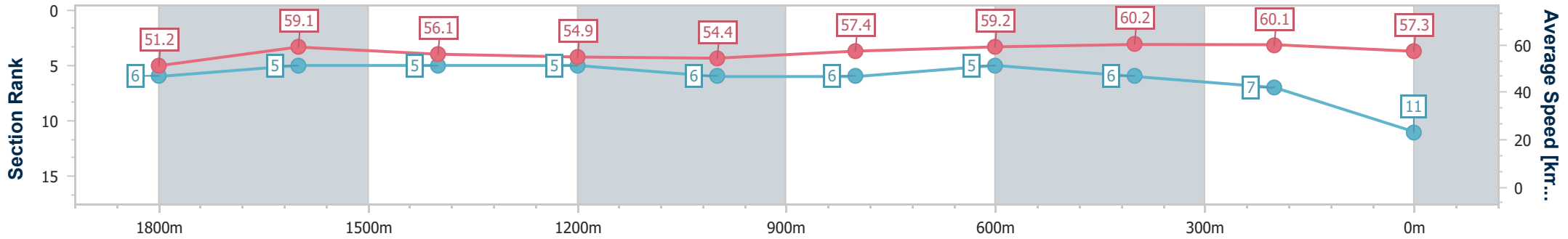
26 June 2024 - 11:45

Track Rating: Soft 5, Weather: Fine, Rail Position: +6m Entire



BRISBANE RACING CLUB

Section	Overall	1800m	1600m	1400m	1200m	1000m	800m	600m	400m	200m
Section Times	2:08.90 [11] (0:16.85)	1:52.05 [6] (0:11.98)	1:40.07 [5] (0:12.66)	1:27.41 [5] (0:13.01)	1:14.40 [5] (0:13.24)	1:01.16 [6] (0:12.54)	0:48.62 [6] (0:12.21)	0:36.41 [5] (0:11.91)	0:24.50 [6] (0:11.96)	0:12.54 [7] (0:12.54)
Average Speed [km/h]	51.2	59.1	56.1	54.9	54.4	57.4	59.2	60.2	60.1	57.3
Top Speed [km/h]	63.4	62.9	57.3	56.1	56.4	57.9	60.5	60.9	60.8	59.8
Avg. Dist. to Rail [m]	1.9	2.9	2.7	1.0	0.6	0.5	0.1	0.6	0.5	0.8
Avg. Stride Freq. [Hz]	2.2	2.3	2.2	2.2	2.2	2.2	2.3	2.3	2.3	2.3
Avg. Stride Length [m]	6.3	7.1	7.0	6.9	6.9	7.1	7.2	7.2	7.2	6.9



- [] Ranking at each section and finish
- .-.- No data available at this section
- NA No data available



Horse/Jockey Name	Frankel Moon
Final Rank	12
Fastest Section Time (Section)	0:11.65 (400m)
Top Speed [km/h] (Section)	63.0 (400m)
Race State	Finished



Doomben QLD Professional

Race 1: RACECOURSE VILLAGE Maiden Plate - 2040m

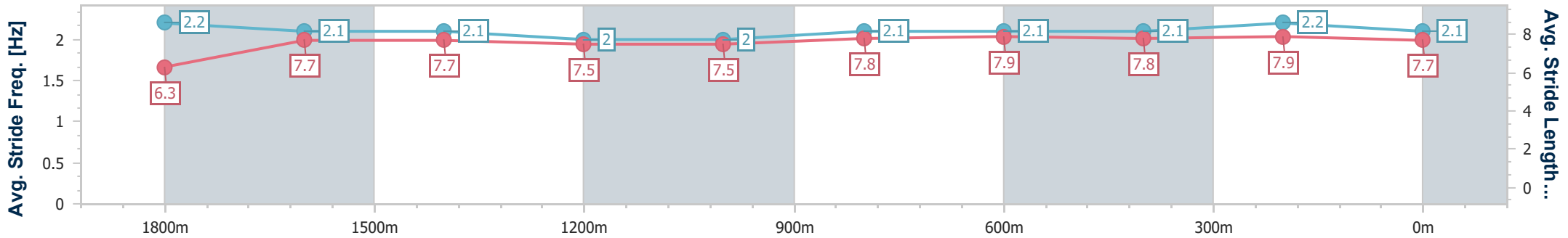
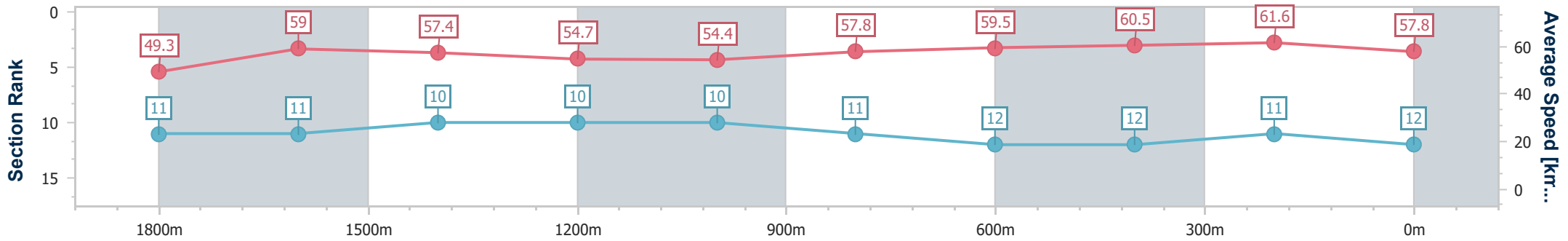
26 June 2024 - 11:45

Track Rating: Soft 5, Weather: Fine, Rail Position: +6m Entire



BRISBANE RACING CLUB

Section	Overall	1800m	1600m	1400m	1200m	1000m	800m	600m	400m	200m
Section Times	2:08.96 [12] (0:17.52)	1:51.44 [11] (0:12.10)	1:39.34 [11] (0:12.40)	1:26.94 [10] (0:13.09)	1:13.85 [10] (0:13.24)	1:00.61 [10] (0:12.49)	0:48.12 [11] (0:12.14)	0:35.98 [12] (0:11.86)	0:24.12 [12] (0:11.65)	0:12.47 [11] (0:12.47)
Average Speed [km/h]	49.3	59.0	57.4	54.7	54.4	57.8	59.5	60.5	61.6	57.8
Top Speed [km/h]	62.9	62.2	59.1	56.2	55.6	59.2	61.3	61.1	63.0	60.9
Avg. Dist. to Rail [m]	2.4	2.0	2.6	1.0	1.1	0.9	0.9	0.7	1.0	1.1
Avg. Stride Freq. [Hz]	2.2	2.1	2.1	2.0	2.0	2.1	2.1	2.1	2.2	2.1
Avg. Stride Length [m]	6.3	7.7	7.7	7.5	7.5	7.8	7.9	7.8	7.9	7.7



- [] Ranking at each section and finish
- .-.- No data available at this section
- NA No data available



Horse/Jockey Name	Lady Deanne
Final Rank	13
Fastest Section Time (Section)	0:11.90 (400m)
Top Speed [km/h] (Section)	63.1 (Overall)
Race State	Finished



Doomben QLD Professional

Race 1: RACECOURSE VILLAGE Maiden Plate - 2040m

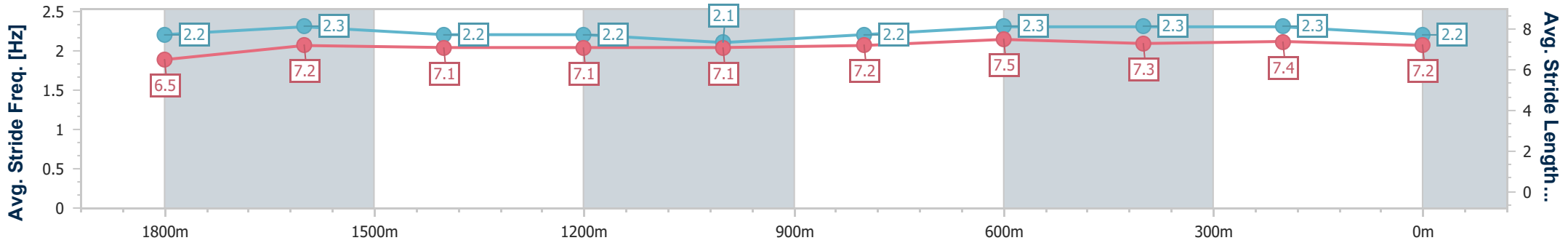
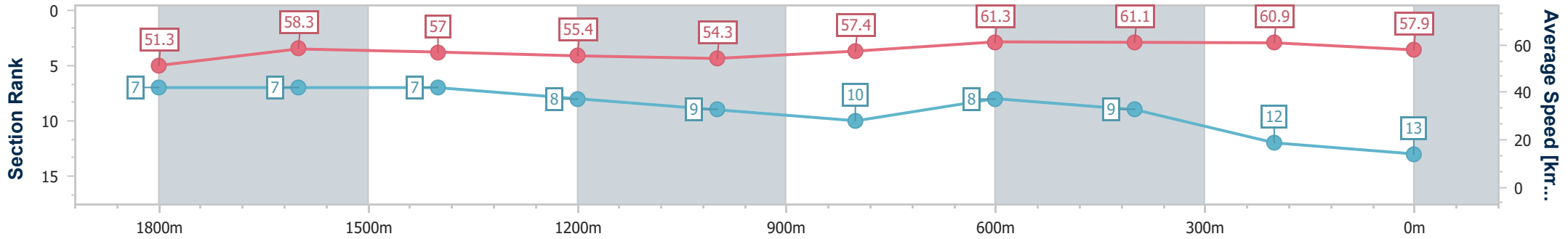
26 June 2024 - 11:45

Track Rating: Soft 5, Weather: Fine, Rail Position: +6m Entire



BRISBANE RACING CLUB

Section	Overall	1800m	1600m	1400m	1200m	1000m	800m	600m	400m	200m
Section Times	2:08.99 [13] (0:16.86)	1:52.13 [7] (0:12.28)	1:39.85 [7] (0:12.66)	1:27.19 [7] (0:13.08)	1:14.11 [8] (0:13.26)	1:00.85 [9] (0:12.63)	0:48.22 [10] (0:11.98)	0:36.24 [8] (0:11.91)	0:24.33 [9] (0:11.90)	0:12.43 [12] (0:12.43)
Average Speed [km/h]	51.3	58.3	57.0	55.4	54.3	57.4	61.3	61.1	60.9	57.9
Top Speed [km/h]	63.1	61.1	58.6	56.3	55.2	59.3	62.5	62.7	62.1	59.3
Avg. Dist. to Rail [m]	1.9	0.6	0.5	1.0	2.5	2.3	3.4	2.9	2.7	2.7
Avg. Stride Freq. [Hz]	2.2	2.3	2.2	2.2	2.1	2.2	2.3	2.3	2.3	2.2
Avg. Stride Length [m]	6.5	7.2	7.1	7.1	7.1	7.2	7.5	7.3	7.4	7.2



- [] Ranking at each section and finish
- .-.- No data available at this section
- NA No data available



Horse/Jockey Name	Himeji
Final Rank	14
Fastest Section Time (Section)	0:12.00 (600m)
Top Speed [km/h] (Section)	61.8 (600m)
Race State	Finished

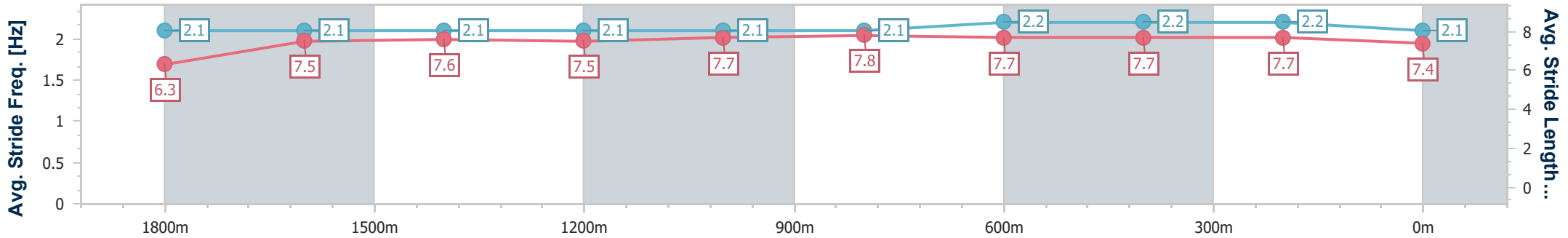
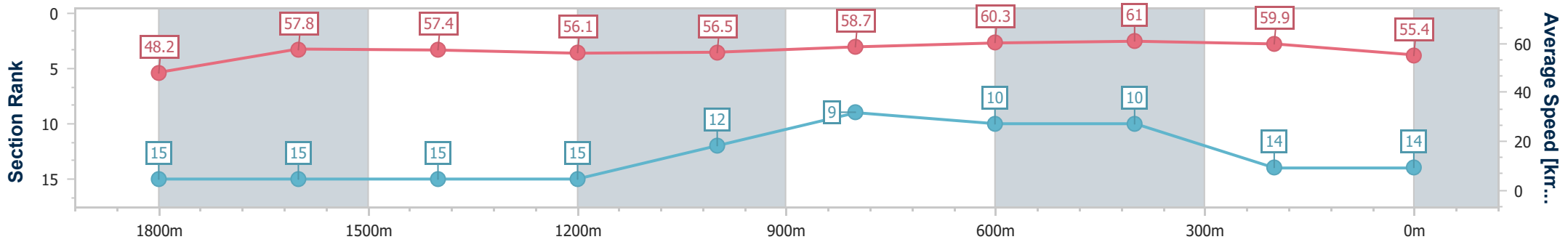


Doomben QLD Professional
Race 1: RACECOURSE VILLAGE Maiden Plate - 2040m
 26 June 2024 - 11:45
 Track Rating: Soft 5, Weather: Fine, Rail Position: +6m Entire



BRISBANE
RACING CLUB

Section	Overall	1800m	1600m	1400m	1200m	1000m	800m	600m	400m	200m
Section Times	2:09.89 [14] (0:17.98)	1:51.91 [15] (0:12.31)	1:39.60 [15] (0:12.45)	1:27.15 [15] (0:12.94)	1:14.21 [15] (0:12.74)	1:01.47 [12] (0:12.33)	0:49.14 [9] (0:12.07)	0:37.07 [10] (0:12.00)	0:25.07 [10] (0:12.10)	0:12.97 [14] (0:12.97)
Average Speed [km/h]	48.2	57.8	57.4	56.1	56.5	58.7	60.3	61.0	59.9	55.4
Top Speed [km/h]	59.7	59.3	58.3	58.2	57.8	61.0	61.6	61.8	61.1	59.2
Avg. Dist. to Rail [m]	1.5	1.4	1.7	1.2	3.0	2.7	2.6	2.4	2.1	2.1
Avg. Stride Freq. [Hz]	2.1	2.1	2.1	2.1	2.1	2.1	2.2	2.2	2.2	2.1
Avg. Stride Length [m]	6.3	7.5	7.6	7.5	7.7	7.8	7.7	7.7	7.7	7.4



- [] Ranking at each section and finish
- .-.- No data available at this section
- NA No data available



Horse/Jockey Name	Il Toro D'oro
Final Rank	15
Fastest Section Time (Section)	0:12.02 (800m)
Top Speed [km/h] (Section)	63.7 (200m)
Race State	Finished



Doomben QLD Professional

Race 1: RACECOURSE VILLAGE Maiden Plate - 2040m

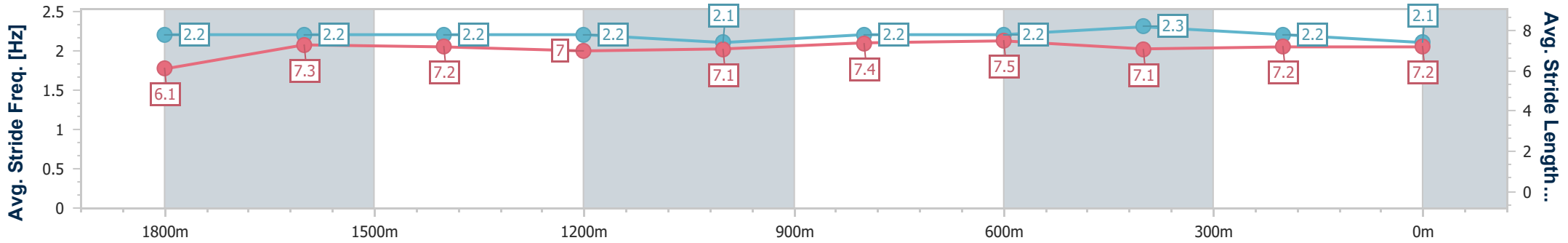
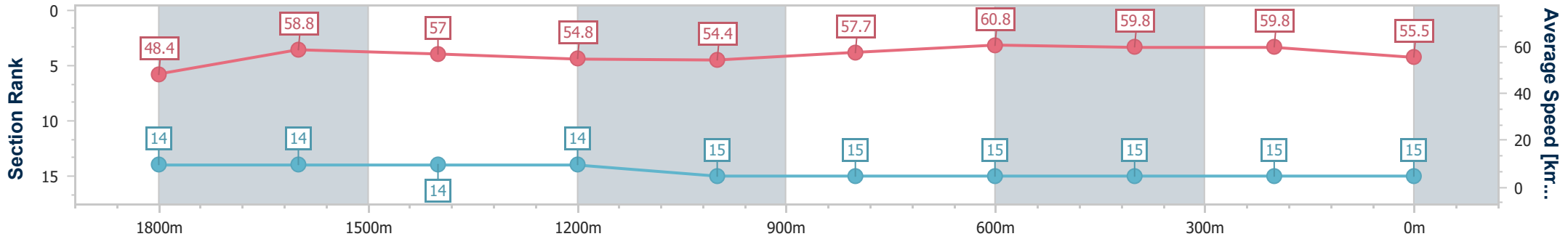
26 June 2024 - 11:45

Track Rating: Soft 5, Weather: Fine, Rail Position: +6m Entire



BRISBANE RACING CLUB

Section	Overall	1800m	1600m	1400m	1200m	1000m	800m	600m	400m	200m
Section Times	2:10.59 [15] (0:17.86)	1:52.73 [14] (0:12.12)	1:40.61 [14] (0:12.52)	1:28.09 [14] (0:13.08)	1:15.01 [14] (0:13.22)	1:01.79 [15] (0:12.53)	0:49.26 [15] (0:12.02)	0:37.24 [15] (0:12.17)	0:25.07 [15] (0:12.11)	0:12.96 [15] (0:12.96)
Average Speed [km/h]	48.4	58.8	57.0	54.8	54.4	57.7	60.8	59.8	59.8	55.5
Top Speed [km/h]	63.3	60.5	58.0	55.9	56.0	61.2	62.0	61.3	63.6	63.7
Avg. Dist. to Rail [m]	5.5	1.7	2.3	0.7	0.9	1.5	2.6	2.8	1.7	4.1
Avg. Stride Freq. [Hz]	2.2	2.2	2.2	2.2	2.1	2.2	2.2	2.3	2.2	2.1
Avg. Stride Length [m]	6.1	7.3	7.2	7.0	7.1	7.4	7.5	7.1	7.2	7.2



- [] Ranking at each section and finish
- .-.- No data available at this section
- NA No data available