



Townsville QLD Professional
Race 7: LADBROKES RACING CLUB RATINGS BAND 0 - 60 Handicap - 1609m
23 June 2024 - 15:59



Track Rating: Soft 5, Weather: Fine, Rail Position: +5m 1000m-W/Post, +2m Remainder

Section														
Field Times	Overall	1400m	1200m	1000m	800m	600m	400m	Last 600m						
	1:37.27 (0:15.08)	1:22.19 (0:11.00)	1:11.19 (0:11.23)	0:59.96 (0:11.63)	0:48.33 (0:11.60)	0:36.73 (0:11.78)	0:24.95 (0:12.41)	0:36.73						
Rank	TAB	Horse/Jockey	Barrier	Top Speed [km/h]	Fastest Section								Distance Travelled [m]	
1	6	EROE Tyler Leslight	5	64.5 800m	0:11.35 1200m	1:37.27 [1] (0:15.64)	1:21.63 [8] (0:11.41)	1:10.22 [8] (0:11.35)	0:58.87 [8] (0:11.59)	0:47.28 [8] (0:11.44)	0:35.84 [8] (0:11.62)	0:24.22 [8] (0:11.84)	0:35.84	
2	5	BETTA AL Ryan Wiggins	4	64.9 1400m	0:11.24 1400m	1:37.41 [2] (0:15.60)	1:21.81 [7] (0:11.24)	1:10.57 [7] (0:11.36)	0:59.21 [7] (0:11.56)	0:47.65 [7] (0:11.39)	0:36.26 [6] (0:11.64)	0:24.62 [7] (0:12.20)	0:36.26	-4
3	4	DECRYPTING GOLD Jackson Murphy	8	66.1 1400m	0:11.23 1400m	1:37.57 [3] (0:15.34)	1:22.23 [4] (0:11.23)	1:11.00 [4] (0:11.34)	0:59.66 [4] (0:11.50)	0:48.16 [4] (0:11.41)	0:36.75 [5] (0:11.82)	0:24.93 [5] (0:12.15)	0:36.75	+3
4	7	REDAVNI Jenna Edwards	2	65.1 1200m	0:11.32 1200m	1:37.60 [4] (0:15.45)	1:22.15 [6] (0:11.38)	1:10.77 [6] (0:11.32)	0:59.45 [6] (0:11.51)	0:47.94 [6] (0:11.49)	0:36.45 [7] (0:11.61)	0:24.84 [6] (0:12.01)	0:36.45	-3
5	2	ZOUHOPE Lacey Morrison	11	65.8 600m	0:11.28 1200m	1:37.66 [5] (0:16.12)	1:21.54 [11] (0:11.42)	1:10.12 [11] (0:11.28)	0:58.84 [10] (0:11.59)	0:47.25 [10] (0:11.41)	0:35.84 [9] (0:11.36)	0:24.48 [9] (0:11.96)	0:35.84	+3
6	11	LITTLE RED PEPPER Scott Sheargold	1	64.8 1400m	0:11.28 1400m	1:37.81 [6] (0:15.40)	1:22.41 [5] (0:11.28)	1:11.13 [5] (0:11.28)	0:59.85 [5] (0:11.51)	0:48.34 [5] (0:11.32)	0:37.02 [4] (0:11.69)	0:25.33 [3] (0:12.45)	0:37.02	-8
7	10	GINGER MICK Isabella Teh	7	65.4 1400m	0:11.18 1400m	1:37.96 [7] (0:15.19)	1:22.77 [3] (0:11.18)	1:11.59 [3] (0:11.27)	1:00.32 [3] (0:11.49)	0:48.83 [2] (0:11.54)	0:37.29 [3] (0:11.81)	0:25.48 [4] (0:12.30)	0:37.29	+4
8	1	CHOQUANT Nathan Thomas	3	65.4 1200m	0:11.21 1400m	1:38.05 [8] (0:15.08)	1:22.97 [1] (0:11.21)	1:11.76 [2] (0:11.24)	1:00.52 [2] (0:11.61)	0:48.91 [3] (0:11.53)	0:37.38 [2] (0:11.79)	0:25.59 [2] (0:12.27)	0:37.38	+1
9	9	DEFROSTED Chelsea Jokic	10	69.0 1400m	0:10.93 1400m	1:39.08 [9] (0:15.15)	1:23.93 [2] (0:10.93)	1:13.00 [1] (0:11.23)	1:01.77 [1] (0:11.63)	0:50.14 [1] (0:11.60)	0:38.54 [1] (0:11.78)	0:26.76 [1] (0:12.59)	0:38.54	-6
10	8	DO WELL LEGEND Graham Kliese	6	64.1 1200m	0:11.27 1200m	1:40.42 [10] (0:16.00)	1:24.42 [10] (0:11.41)	1:13.01 [9] (0:11.27)	1:01.74 [9] (0:11.51)	0:50.23 [9] (0:11.66)	0:38.57 [10] (0:12.00)	0:26.57 [10] (0:12.70)	0:38.57	-5

[] Ranking at each section and finish
 -:-:- No data available at this section
 NA No data available
 SCN Saddle cloth number
 DNF Did not finish
 DNT Did not track



Townsville QLD Professional

Race 7: LADBROKES RACING CLUB RATINGS BAND 0 - 60 Handicap - 1609m

23 June 2024 - 15:59



Track Rating: Soft 5, Weather: Fine, Rail Position: +5m 1000m-W/Post, +2m Remainder

Section	Overall	1400m	1200m	1000m	800m	600m	400m	Last 600m
Field Times	1:37.27 (0:15.08)	1:22.19 (0:11.00)	1:11.19 (0:11.23)	0:59.96 (0:11.63)	0:48.33 (0:11.60)	0:36.73 (0:11.78)	0:24.95 (0:12.41)	0:36.73

Rank	TAB	Horse/Jockey	Barrier	Top Speed [km/h]	Fastest Section								Distance Travelled [m]	
11	3	HEZABUSYBEE	9	63.9	0:11.40	1:43.43 [11]	1:27.51 [9]	1:15.99 [10]	1:04.59 [11]	0:53.01 [11]	0:41.48 [11]	0:29.30 [11]	0:41.48	-5
		Nathan Day		1200m	1200m	(0:15.92)	(0:11.52)	(0:11.40)	(0:11.58)	(0:11.53)	(0:12.18)	(0:13.63)		



Townsville QLD Professional

Race 7: LADBROKES RACING CLUB RATINGS BAND 0 - 60 Handicap - 1609m

23 June 2024 - 15:59



Track Rating: Soft 5, Weather: Fine, Rail Position: +5m 1000m-W/Post, +2m Remainder

Section							200m			Last 600m
Field Times							0:12.54			0:36.73
							(0:12.54)			
Rank	TAB	Horse/Jockey	Barrier	Top Speed [km/h]	Fastest Section	Margin			Distance Travelled [m]	
1	6	EROE	5	64.5	0:11.35	0:12.38 [5]	1:37.27		0:35.84	
		Tyler Leslight		800m	1200m	(0:12.38)				
2	5	BETTA AL	4	64.9	0:11.24	0:12.42 [8]	0.84L		0:36.26	
		Ryan Wiggins		1400m	1400m	(0:12.42)			-4	
3	4	DECRYPTING GOLD	8	66.1	0:11.23	0:12.78 [4]	1.78L		0:36.75	
		Jackson Murphy		1400m	1400m	(0:12.78)			+3	
4	7	REDAVNI	2	65.1	0:11.32	0:12.83 [2]	1.95L		0:36.45	
		Jenna Edwards		1200m	1200m	(0:12.83)			-3	
5	2	ZOUHOPE	11	65.8	0:11.28	0:12.52 [9]	2.3L		0:35.84	
		Lacey Morrison		600m	1200m	(0:12.52)			+3	
6	11	LITTLE RED PEPPER	1	64.8	0:11.28	0:12.88 [7]	3.22L		0:37.02	
		Scott Sheargold		1400m	1400m	(0:12.88)			-8	
7	10	GINGER MICK	7	65.4	0:11.18	0:13.18 [3]	4.12L		0:37.29	
		Isabella Teh		1400m	1400m	(0:13.18)			+4	
8	1	CHOQUANT	3	65.4	0:11.21	0:13.32 [1]	4.64L		0:37.38	
		Nathan Thomas		1200m	1400m	(0:13.32)			+1	
9	9	DEFROSTED	10	69.0	0:10.93	0:14.17 [6]	10.67L		0:38.54	
		Chelsea Jokic		1400m	1400m	(0:14.17)			-6	
10	8	DO WELL LEGEND	6	64.1	0:11.27	0:13.87 [10]	18.55L		0:38.57	
		Graham Kliese		1200m	1200m	(0:13.87)			-5	



Townsville QLD Professional
Race 7: LADBROKES RACING CLUB RATINGS BAND 0 - 60 Handicap - 1609m

23 June 2024 - 15:59



Track Rating: Soft 5, Weather: Fine, Rail Position: +5m 1000m-W/Post, +2m Remainder

Section				200m				Last 600m		
Field Times				0:12.54 (0:12.54)				0:36.73		
Rank	TAB	Horse/Jockey	Barrier	Top Speed [km/h]	Fastest Section	Margin			Distance Travelled [m]	
11	3	HEZABUSYBEE	9	63.9	0:11.40	0:15.67 [11]	36.28L		0:41.48	-5
		Nathan Day		1200m	1200m	(0:15.67)				



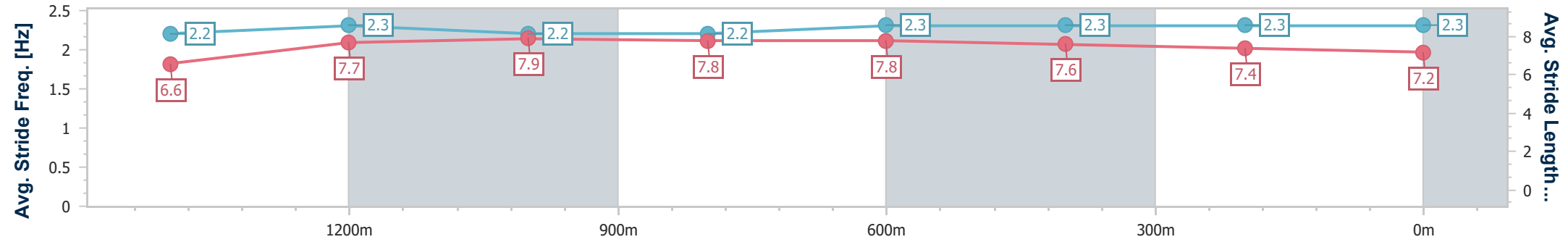
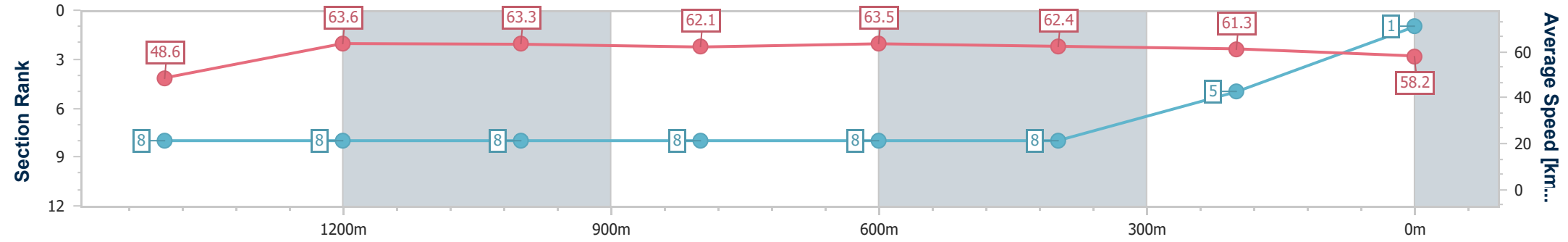
Horse/Jockey Name	Eroe
Final Rank	1
Fastest Section Time (Section)	0:11.35 (1200m)
Top Speed [km/h] (Section)	64.5 (800m)
Race State	Finished



Townsville QLD Professional
 Race 7: LADBROKES RACING CLUB RATINGS BAND 0 - 60
 Handicap - 1609m
 23 June 2024 - 15:59
 Track Rating: Soft 5, Weather: Fine, Rail Position: +5m 1000m-
 W/Post, +2m Remainder



Section	Overall	1400m	1200m	1000m	800m	600m	400m	200m						
Section Times	1:37.27 [1] (0:15.64)	1:21.63 [8] (0:11.41)	1:10.22 [8] (0:11.35)	0:58.87 [8] (0:11.59)	0:47.28 [8] (0:11.44)	0:35.84 [8] (0:11.62)	0:24.22 [8] (0:11.84)	0:12.38 [5] (0:12.38)						
Average Speed [km/h]	48.6	63.6	63.3	62.1	63.5	62.4	61.3	58.2						
Top Speed [km/h]	62.3	64.4	64.0	62.7	64.5	63.5	62.2	61.2						
Avg. Dist. to Rail [m]	5.2	2.8	1.4	0.5	1.7	1.9	5.4	8.9						
Avg. Stride Freq. [Hz]	2.2	2.3	2.2	2.2	2.3	2.3	2.3	2.3						
Avg. Stride Length [m]	6.6	7.7	7.9	7.8	7.8	7.6	7.4	7.2						



- [] Ranking at each section and finish
- .-.- No data available at this section
- NA No data available



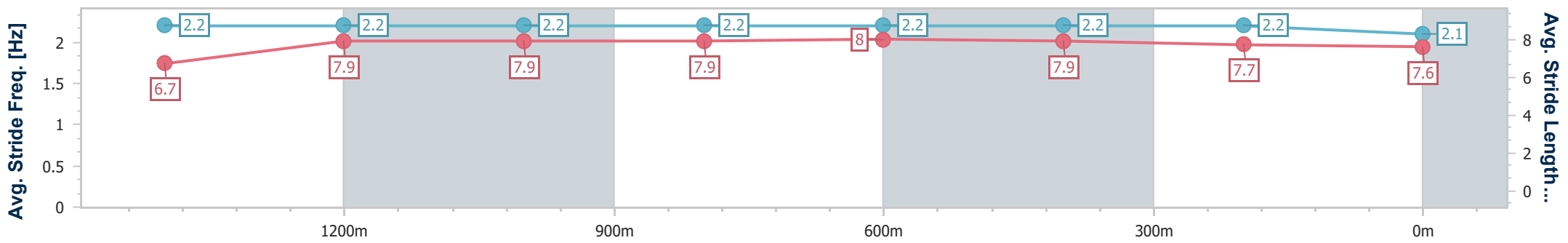
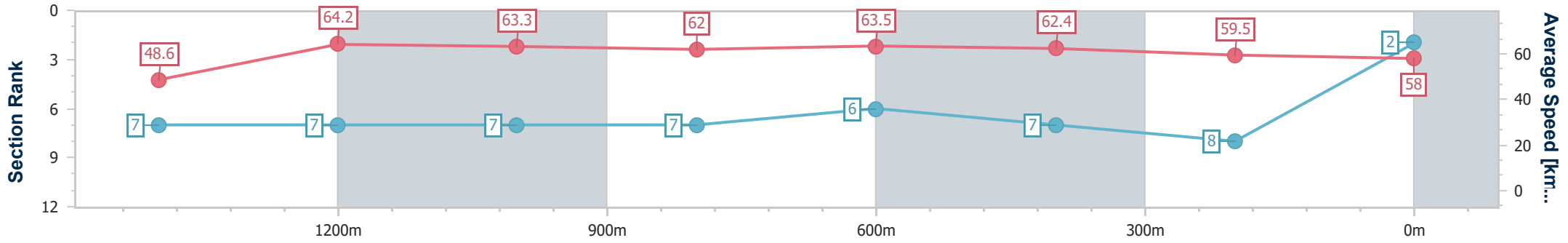
Horse/Jockey Name	Betta AI
Final Rank	2
Fastest Section Time (Section)	0:11.24 (1400m)
Top Speed [km/h] (Section)	64.9 (1400m)
Race State	Finished



Townsville QLD Professional
 Race 7: LADBROKES RACING CLUB RATINGS BAND 0 - 60
 Handicap - 1609m
 23 June 2024 - 15:59
 Track Rating: Soft 5, Weather: Fine, Rail Position: +5m 1000m-
 W/Post, +2m Remainder



Section	Overall	1400m	1200m	1000m	800m	600m	400m	200m						
Section Times	1:37.41 [2] (0:15.60)	1:21.81 [7] (0:11.24)	1:10.57 [7] (0:11.36)	0:59.21 [7] (0:11.56)	0:47.65 [7] (0:11.39)	0:36.26 [6] (0:11.64)	0:24.62 [7] (0:12.20)	0:12.42 [8] (0:12.42)						
Average Speed [km/h]	48.6	64.2	63.3	62.0	63.5	62.4	59.5	58.0						
Top Speed [km/h]	64.8	64.9	64.3	63.4	63.7	64.3	60.4	59.5						
Avg. Dist. to Rail [m]	4.4	1.2	1.0	1.1	0.7	2.3	5.3	10.2						
Avg. Stride Freq. [Hz]	2.2	2.2	2.2	2.2	2.2	2.2	2.2	2.1						
Avg. Stride Length [m]	6.7	7.9	7.9	7.9	8.0	7.9	7.7	7.6						



- [] Ranking at each section and finish
- .-.- No data available at this section
- NA No data available



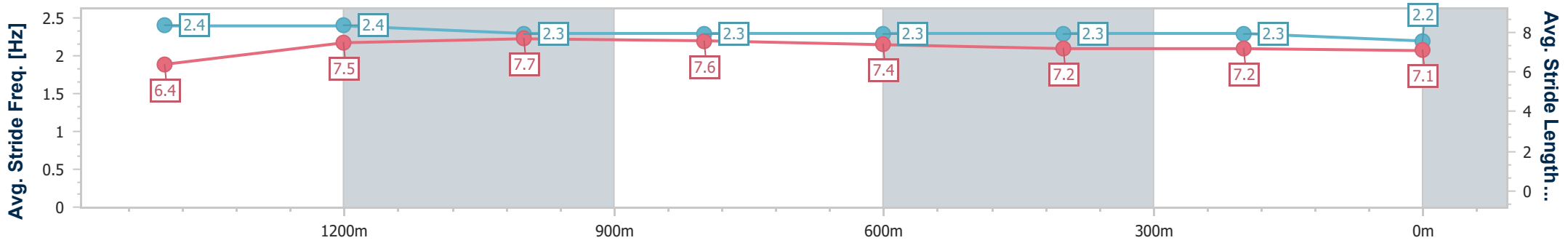
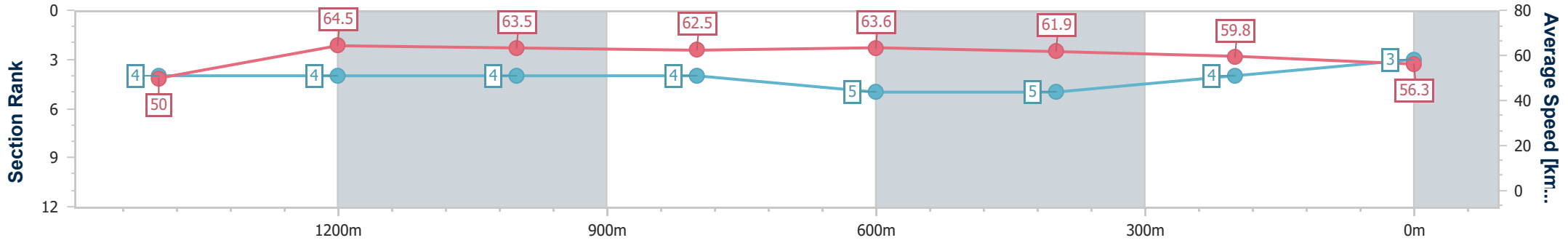
Horse/Jockey Name	Decrypting Gold
Final Rank	3
Fastest Section Time (Section)	0:11.23 (1400m)
Top Speed [km/h] (Section)	66.1 (1400m)
Race State	Finished



Townsville QLD Professional
 Race 7: LADBROKES RACING CLUB RATINGS BAND 0 - 60
 Handicap - 1609m
 23 June 2024 - 15:59
 Track Rating: Soft 5, Weather: Fine, Rail Position: +5m 1000m-
 W/Post, +2m Remainder



Section	Overall	1400m	1200m	1000m	800m	600m	400m	200m						
Section Times	1:37.57 [3] (0:15.34)	1:22.23 [4] (0:11.23)	1:11.00 [4] (0:11.34)	0:59.66 [4] (0:11.50)	0:48.16 [4] (0:11.41)	0:36.75 [5] (0:11.82)	0:24.93 [5] (0:12.15)	0:12.78 [4] (0:12.78)						
Average Speed [km/h]	50.0	64.5	63.5	62.5	63.6	61.9	59.8	56.3						
Top Speed [km/h]	65.5	66.1	64.8	63.7	64.5	63.3	60.8	58.7						
Avg. Dist. to Rail [m]	7.7	3.0	1.5	0.6	2.1	3.4	4.9	6.9						
Avg. Stride Freq. [Hz]	2.4	2.4	2.3	2.3	2.3	2.3	2.3	2.2						
Avg. Stride Length [m]	6.4	7.5	7.7	7.6	7.4	7.2	7.2	7.1						



- [] Ranking at each section and finish
- .-.- No data available at this section
- NA No data available



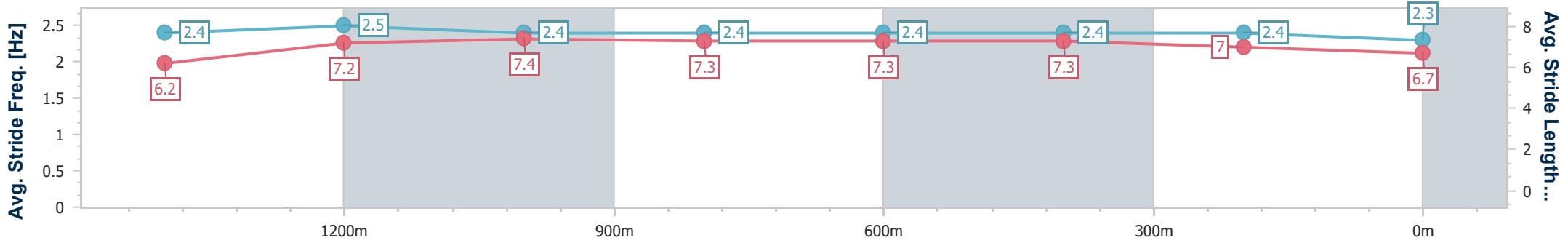
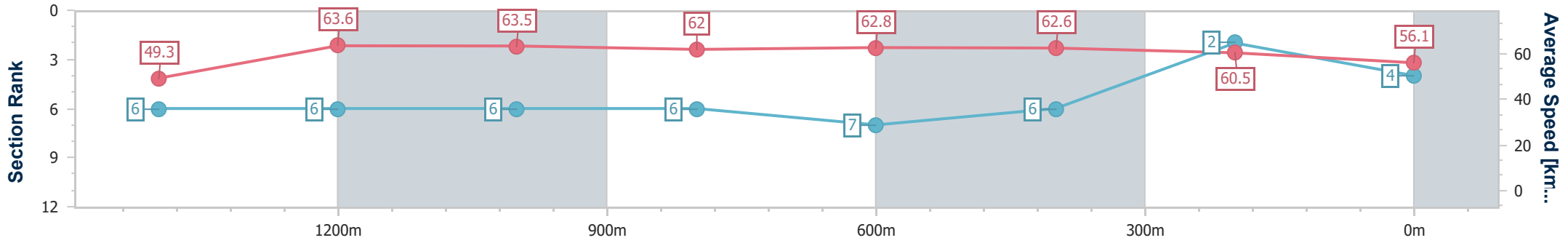
Horse/Jockey Name	Redavni
Final Rank	4
Fastest Section Time (Section)	0:11.32 (1200m)
Top Speed [km/h] (Section)	65.1 (1200m)
Race State	Finished



Townsville QLD Professional
 Race 7: LADBROKES RACING CLUB RATINGS BAND 0 - 60
 Handicap - 1609m
 23 June 2024 - 15:59
 Track Rating: Soft 5, Weather: Fine, Rail Position: +5m 1000m-
 W/Post, +2m Remainder



Section	Overall	1400m	1200m	1000m	800m	600m	400m	200m						
Section Times	1:37.60 [4] (0:15.45)	1:22.15 [6] (0:11.38)	1:10.77 [6] (0:11.32)	0:59.45 [6] (0:11.51)	0:47.94 [6] (0:11.49)	0:36.45 [7] (0:11.61)	0:24.84 [6] (0:12.01)	0:12.83 [2] (0:12.83)						
Average Speed [km/h]	49.3	63.6	63.5	62.0	62.8	62.6	60.5	56.1						
Top Speed [km/h]	63.4	65.0	65.1	63.6	64.3	64.7	62.2	58.6						
Avg. Dist. to Rail [m]	4.4	2.5	1.5	1.6	0.5	2.2	5.3	8.8						
Avg. Stride Freq. [Hz]	2.4	2.5	2.4	2.4	2.4	2.4	2.4	2.3						
Avg. Stride Length [m]	6.2	7.2	7.4	7.3	7.3	7.3	7.0	6.7						



- [] Ranking at each section and finish
- .-.- No data available at this section
- NA No data available



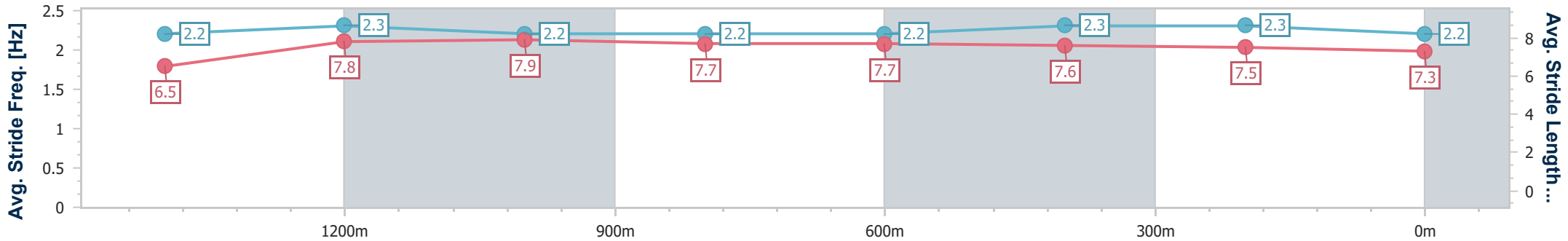
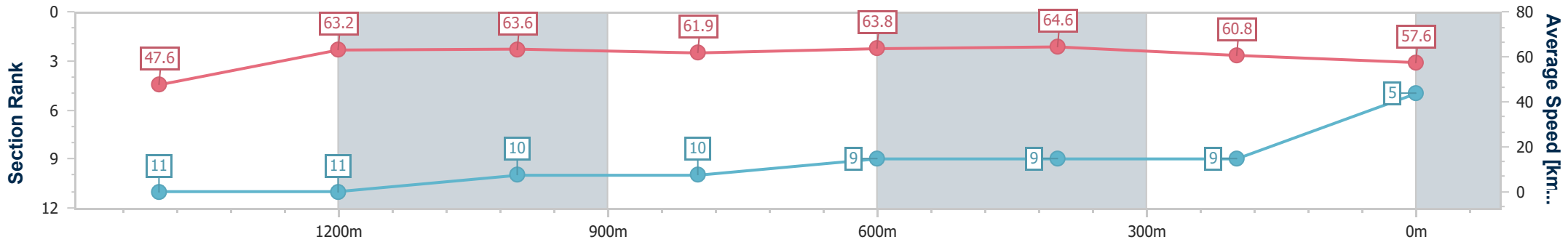
Horse/Jockey Name	Zouhope
Final Rank	5
Fastest Section Time (Section)	0:11.28 (1200m)
Top Speed [km/h] (Section)	65.8 (600m)
Race State	Finished



Townsville QLD Professional
 Race 7: LADBROKES RACING CLUB RATINGS BAND 0 - 60
 Handicap - 1609m
 23 June 2024 - 15:59
 Track Rating: Soft 5, Weather: Fine, Rail Position: +5m 1000m-
 W/Post, +2m Remainder



Section	Overall	1400m	1200m	1000m	800m	600m	400m	200m						
Section Times	1:37.66 [5] (0:16.12)	1:21.54 [11] (0:11.42)	1:10.12 [11] (0:11.28)	0:58.84 [10] (0:11.59)	0:47.25 [10] (0:11.41)	0:35.84 [9] (0:11.36)	0:24.48 [9] (0:11.96)	0:12.52 [9] (0:12.52)						
Average Speed [km/h]	47.6	63.2	63.6	61.9	63.8	64.6	60.8	57.6						
Top Speed [km/h]	62.5	64.3	64.8	63.2	65.7	65.8	62.4	59.9						
Avg. Dist. to Rail [m]	9.0	1.7	1.2	1.2	2.5	3.9	7.6	11.5						
Avg. Stride Freq. [Hz]	2.2	2.3	2.2	2.2	2.2	2.3	2.3	2.2						
Avg. Stride Length [m]	6.5	7.8	7.9	7.7	7.7	7.6	7.5	7.3						



- [] Ranking at each section and finish
- .-.- No data available at this section
- NA No data available



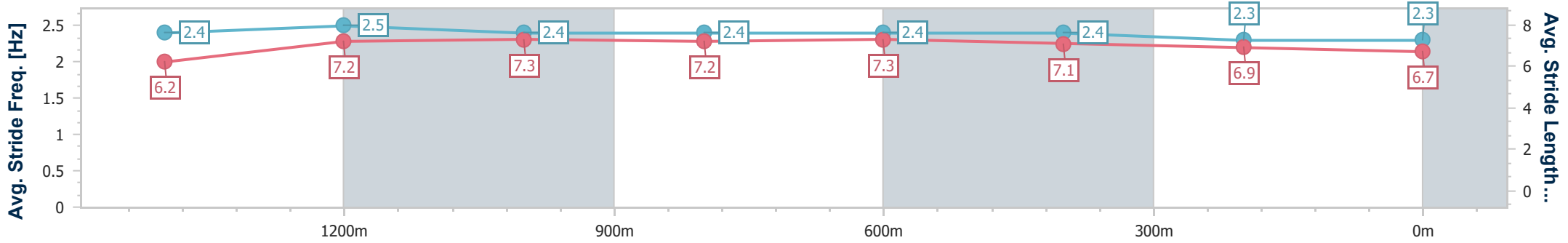
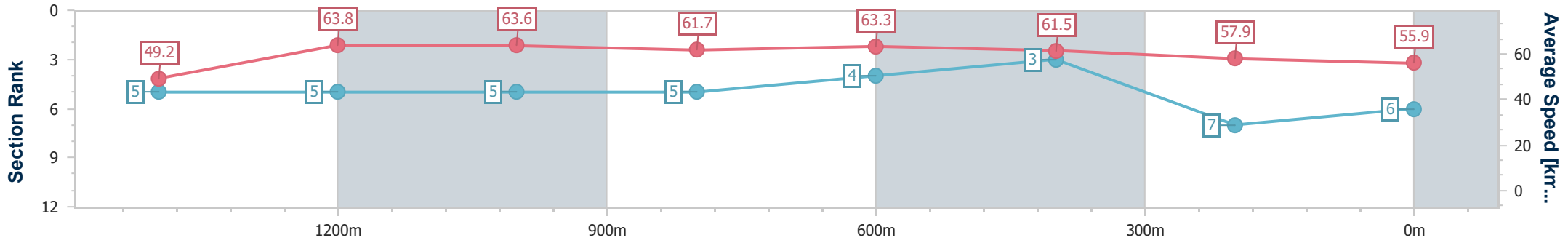
Horse/Jockey Name	Little Red Pepper
Final Rank	6
Fastest Section Time (Section)	0:11.28 (1400m)
Top Speed [km/h] (Section)	64.8 (1400m)
Race State	Finished



Townsville QLD Professional
 Race 7: LADBROKES RACING CLUB RATINGS BAND 0 - 60
 Handicap - 1609m
 23 June 2024 - 15:59
 Track Rating: Soft 5, Weather: Fine, Rail Position: +5m 1000m-
 W/Post, +2m Remainder



Section	Overall	1400m	1200m	1000m	800m	600m	400m	200m						
Section Times	1:37.81 [6] (0:15.40)	1:22.41 [5] (0:11.28)	1:11.13 [5] (0:11.28)	0:59.85 [5] (0:11.51)	0:48.34 [5] (0:11.32)	0:37.02 [4] (0:11.69)	0:25.33 [3] (0:12.45)	0:12.88 [7] (0:12.88)						
Average Speed [km/h]	49.2	63.8	63.6	61.7	63.3	61.5	57.9	55.9						
Top Speed [km/h]	63.6	64.8	64.0	63.7	64.5	63.9	59.3	57.7						
Avg. Dist. to Rail [m]	3.3	0.3	1.3	2.5	1.2	0.5	2.1	5.7						
Avg. Stride Freq. [Hz]	2.4	2.5	2.4	2.4	2.4	2.4	2.3	2.3						
Avg. Stride Length [m]	6.2	7.2	7.3	7.2	7.3	7.1	6.9	6.7						



- [] Ranking at each section and finish
- .-.- No data available at this section
- NA No data available



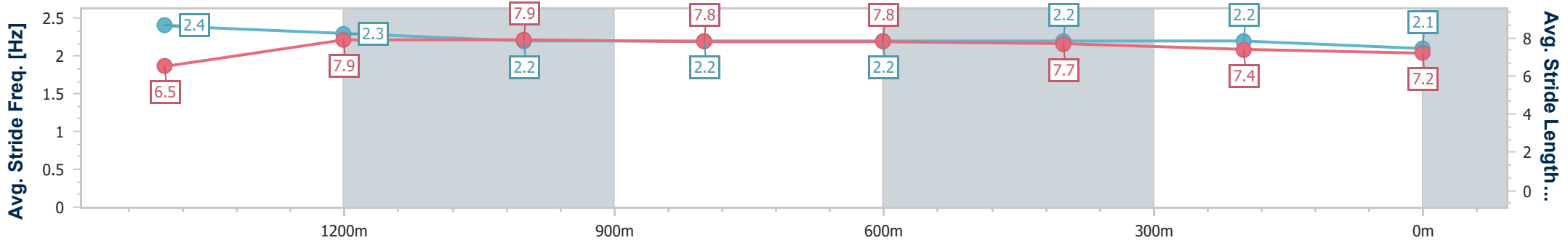
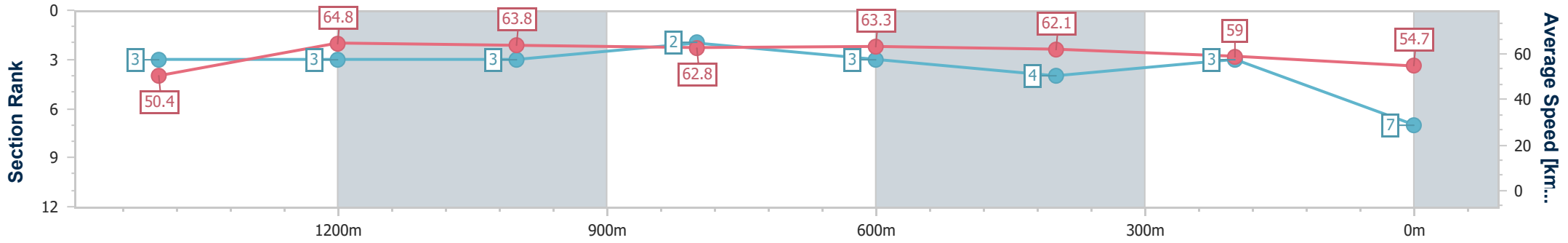
Horse/Jockey Name	Ginger Mick
Final Rank	7
Fastest Section Time (Section)	0:11.18 (1400m)
Top Speed [km/h] (Section)	65.4 (1400m)
Race State	Finished



Townsville QLD Professional
 Race 7: LADBROKES RACING CLUB RATINGS BAND 0 - 60
 Handicap - 1609m
 23 June 2024 - 15:59
 Track Rating: Soft 5, Weather: Fine, Rail Position: +5m 1000m-
 W/Post, +2m Remainder



Section	Overall	1400m	1200m	1000m	800m	600m	400m	200m						
Section Times	1:37.96 [7] (0:15.19)	1:22.77 [3] (0:11.18)	1:11.59 [3] (0:11.27)	1:00.32 [3] (0:11.49)	0:48.83 [2] (0:11.54)	0:37.29 [3] (0:11.81)	0:25.48 [4] (0:12.30)	0:13.18 [3] (0:13.18)						
Average Speed [km/h]	50.4	64.8	63.8	62.8	63.3	62.1	59.0	54.7						
Top Speed [km/h]	64.8	65.4	65.0	64.0	64.1	64.2	60.5	57.4						
Avg. Dist. to Rail [m]	7.2	2.5	1.2	0.6	3.2	3.5	4.6	7.0						
Avg. Stride Freq. [Hz]	2.4	2.3	2.2	2.2	2.2	2.2	2.2	2.1						
Avg. Stride Length [m]	6.5	7.9	7.9	7.8	7.8	7.7	7.4	7.2						



- [] Ranking at each section and finish
- .-.- No data available at this section
- NA No data available



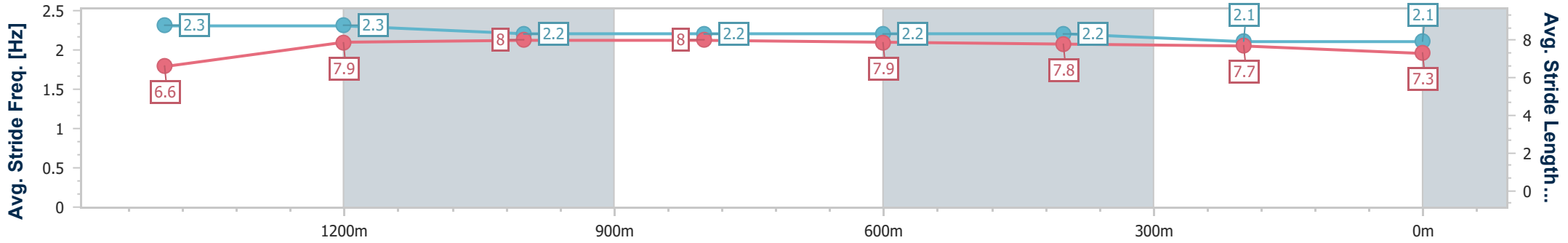
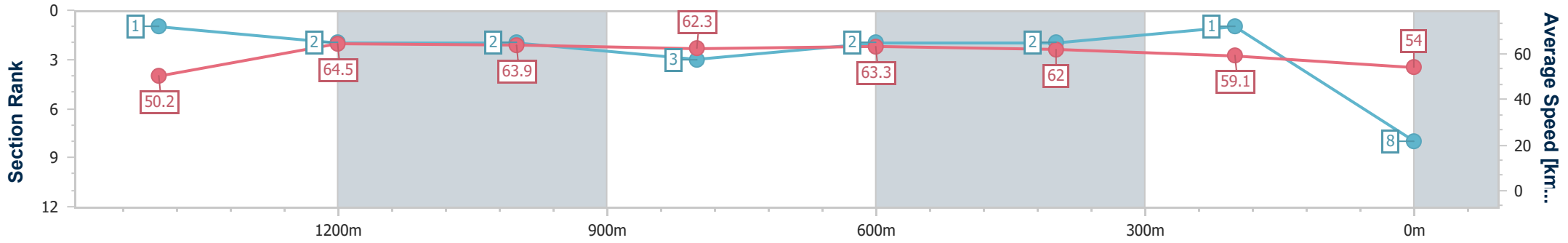
Horse/Jockey Name	Choquant
Final Rank	8
Fastest Section Time (Section)	0:11.21 (1400m)
Top Speed [km/h] (Section)	65.4 (1200m)
Race State	Finished



Townsville QLD Professional
 Race 7: LADBROKES RACING CLUB RATINGS BAND 0 - 60
 Handicap - 1609m
 23 June 2024 - 15:59
 Track Rating: Soft 5, Weather: Fine, Rail Position: +5m 1000m-
 W/Post, +2m Remainder



Section	Overall	1400m	1200m	1000m	800m	600m	400m	200m						
Section Times	1:38.05 [8] (0:15.08)	1:22.97 [1] (0:11.21)	1:11.76 [2] (0:11.24)	1:00.52 [2] (0:11.61)	0:48.91 [3] (0:11.53)	0:37.38 [2] (0:11.79)	0:25.59 [2] (0:12.27)	0:13.32 [1] (0:13.32)						
Average Speed [km/h]	50.2	64.5	63.9	62.3	63.3	62.0	59.1	54.0						
Top Speed [km/h]	65.1	65.2	65.4	63.8	63.8	63.1	61.1	56.7						
Avg. Dist. to Rail [m]	3.5	1.4	0.7	1.3	2.9	3.4	4.2	5.9						
Avg. Stride Freq. [Hz]	2.3	2.3	2.2	2.2	2.2	2.2	2.1	2.1						
Avg. Stride Length [m]	6.6	7.9	8.0	8.0	7.9	7.8	7.7	7.3						



- [] Ranking at each section and finish
- .-.- No data available at this section
- NA No data available



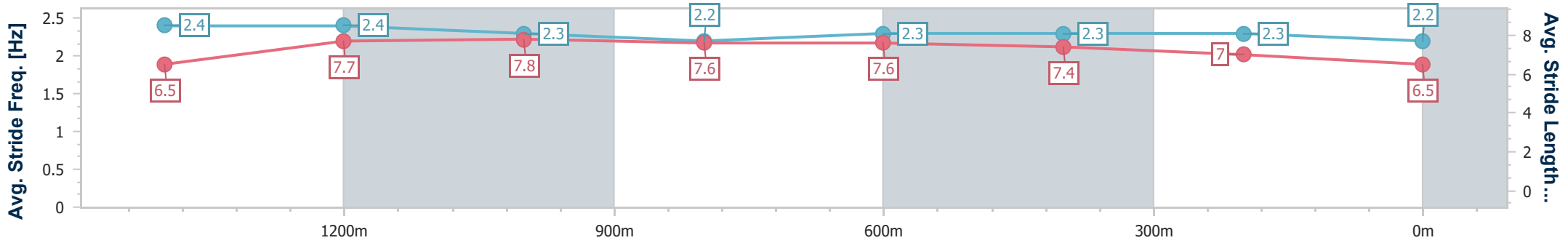
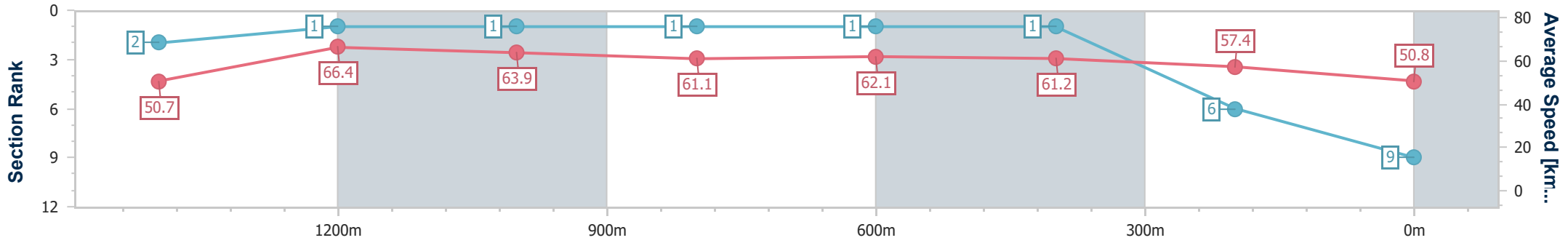
Horse/Jockey Name	Defrosted
Final Rank	9
Fastest Section Time (Section)	0:10.93 (1400m)
Top Speed [km/h] (Section)	69.0 (1400m)
Race State	Finished



Townsville QLD Professional
 Race 7: LADBROKES RACING CLUB RATINGS BAND 0 - 60
 Handicap - 1609m
 23 June 2024 - 15:59
 Track Rating: Soft 5, Weather: Fine, Rail Position: +5m 1000m-
 W/Post, +2m Remainder



Section	Overall	1400m	1200m	1000m	800m	600m	400m	200m						
Section Times	1:39.08 [9] (0:15.15)	1:23.93 [2] (0:10.93)	1:13.00 [1] (0:11.23)	1:01.77 [1] (0:11.63)	0:50.14 [1] (0:11.60)	0:38.54 [1] (0:11.78)	0:26.76 [1] (0:12.59)	0:14.17 [6] (0:14.17)						
Average Speed [km/h]	50.7	66.4	63.9	61.1	62.1	61.2	57.4	50.8						
Top Speed [km/h]	69.0	69.0	66.3	62.0	62.9	63.2	59.1	55.3						
Avg. Dist. to Rail [m]	9.3	2.2	1.8	2.7	0.4	0.5	1.9	4.5						
Avg. Stride Freq. [Hz]	2.4	2.4	2.3	2.2	2.3	2.3	2.3	2.2						
Avg. Stride Length [m]	6.5	7.7	7.8	7.6	7.6	7.4	7.0	6.5						



- [] Ranking at each section and finish
- .-.- No data available at this section
- NA No data available



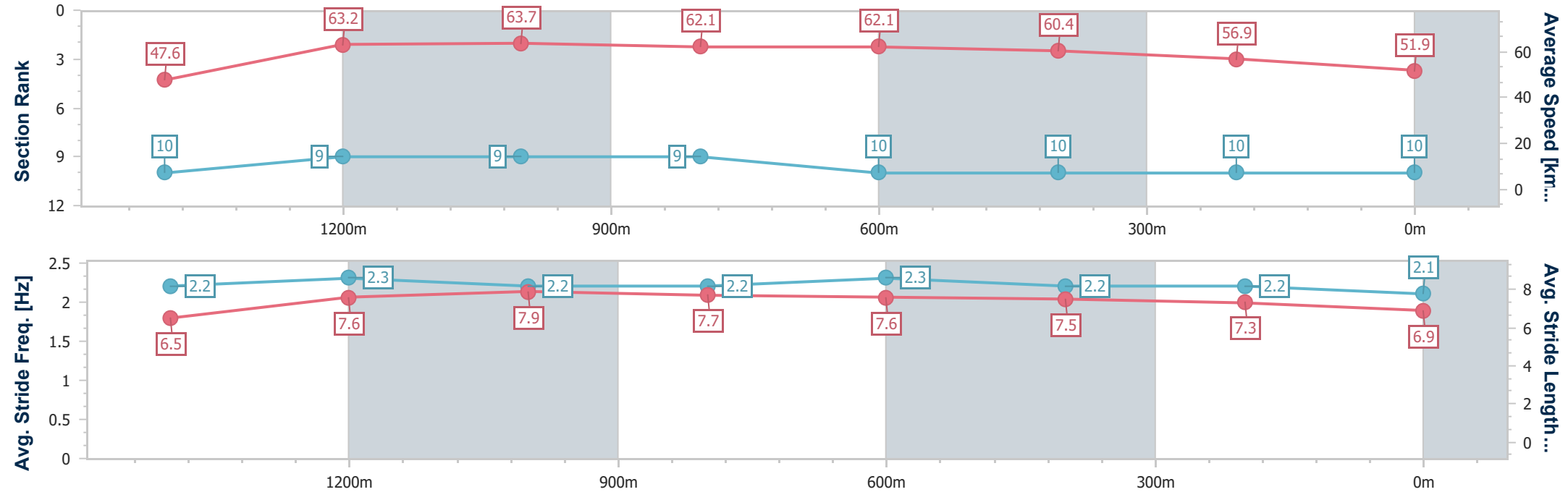
Horse/Jockey Name	Do Well Legend
Final Rank	10
Fastest Section Time (Section)	0:11.27 (1200m)
Top Speed [km/h] (Section)	64.1 (1200m)
Race State	Finished



Townsville QLD Professional
 Race 7: LADBROKES RACING CLUB RATINGS BAND 0 - 60
 Handicap - 1609m
 23 June 2024 - 15:59
 Track Rating: Soft 5, Weather: Fine, Rail Position: +5m 1000m-
 W/Post, +2m Remainder



Section	Overall	1400m	1200m	1000m	800m	600m	400m	200m						
Section Times	1:40.42 [10] (0:16.00)	1:24.42 [10] (0:11.41)	1:13.01 [9] (0:11.27)	1:01.74 [9] (0:11.51)	0:50.23 [9] (0:11.66)	0:38.57 [10] (0:12.00)	0:26.57 [10] (0:12.70)	0:13.87 [10] (0:13.87)						
Average Speed [km/h]	47.6	63.2	63.7	62.1	62.1	60.4	56.9	51.9						
Top Speed [km/h]	63.0	63.9	64.1	62.6	62.6	62.0	57.8	55.7						
Avg. Dist. to Rail [m]	6.1	0.7	1.3	1.6	1.2	1.3	2.3	3.5						
Avg. Stride Freq. [Hz]	2.2	2.3	2.2	2.2	2.3	2.2	2.2	2.1						
Avg. Stride Length [m]	6.5	7.6	7.9	7.7	7.6	7.5	7.3	6.9						



- [] Ranking at each section and finish
- .-.- No data available at this section
- NA No data available



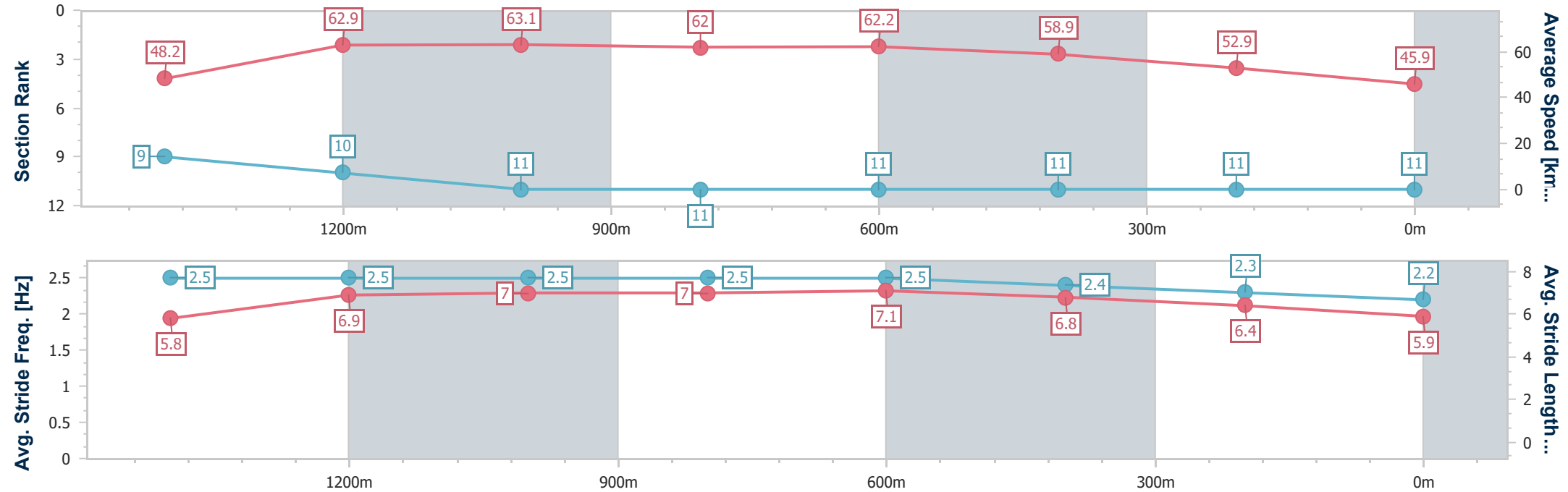
Horse/Jockey Name	Hezabusybee
Final Rank	11
Fastest Section Time (Section)	0:11.40 (1200m)
Top Speed [km/h] (Section)	63.9 (1200m)
Race State	Finished



Townsville QLD Professional
 Race 7: LADBROKES RACING CLUB RATINGS BAND 0 - 60
 Handicap - 1609m
 23 June 2024 - 15:59
 Track Rating: Soft 5, Weather: Fine, Rail Position: +5m 1000m-
 W/Post, +2m Remainder



Section	Overall	1400m	1200m	1000m	800m	600m	400m	200m						
Section Times	1:43.43 [11] (0:15.92)	1:27.51 [9] (0:11.52)	1:15.99 [10] (0:11.40)	1:04.59 [11] (0:11.58)	0:53.01 [11] (0:11.53)	0:41.48 [11] (0:12.18)	0:29.30 [11] (0:13.63)	0:15.67 [11] (0:15.67)						
Average Speed [km/h]	48.2	62.9	63.1	62.0	62.2	58.9	52.9	45.9						
Top Speed [km/h]	63.0	63.7	63.9	62.9	62.9	62.1	56.5	50.8						
Avg. Dist. to Rail [m]	9.1	2.9	2.2	1.0	0.5	1.1	3.1	8.2						
Avg. Stride Freq. [Hz]	2.5	2.5	2.5	2.5	2.5	2.4	2.3	2.2						
Avg. Stride Length [m]	5.8	6.9	7.0	7.0	7.1	6.8	6.4	5.9						



- [] Ranking at each section and finish
- .-.- No data available at this section
- NA No data available