



Townsville QLD Professional

Race 1: HYGAIN QTIS Two-Year-Old Handicap - 1200m



23 June 2024 - 12:19

Track Rating: Soft 5, Weather: Fine, Rail Position: +5m 1000m-W/Post, +2m Remainder

Section		Overall	1000m	800m	600m	400m	200m	Last 600m					
Field Times		1:09.77 (0:13.22)	0:56.55 (0:10.57)	0:45.98 (0:10.97)	0:35.01 (0:11.30)	0:23.71 (0:11.61)	0:12.10 (0:12.10)	0:35.01					
Rank	TAB Horse/Jockey	Barrier	Top Speed [km/h]	Fastest Section	Margin							Distance Travelled [m]	
1	2 SMART MISSION Graham Kliese	6	69.7 1000m	0:10.57 1000m	1:09.77 [1] (0:13.73)	0:56.04 [4] (0:10.57)	0:45.47 [4] (0:10.94)	0:34.53 [4] (0:11.27)	0:23.26 [4] (0:11.36)	0:11.90 [2] (0:11.90)	1:09.77	0:34.53	
2	3 BETTER SHOW Lacey Morrison	2	68.0 1000m	0:10.63 1000m	1:09.83 [2] (0:13.51)	0:56.32 [3] (0:10.63)	0:45.69 [3] (0:10.93)	0:34.76 [3] (0:11.28)	0:23.48 [3] (0:11.54)	0:11.94 [3] (0:11.94)	0.38L	0:34.76	-5
3	1 DANCE FOR ME RANDY Ryan Wiggins	7	69.4 1000m	0:10.71 1000m	1:10.04 [3] (0:13.26)	0:56.78 [2] (0:10.71)	0:46.07 [2] (0:11.06)	0:35.01 [2] (0:11.29)	0:23.72 [2] (0:11.35)	0:12.37 [1] (0:12.37)	1.59L	0:35.01	+1
4	7 MARCH MADNESS Jackson Murphy	1	70.4 800m	0:10.53 800m	1:10.21 [4] (0:14.52)	0:55.69 [6] (0:10.56)	0:45.13 [6] (0:10.53)	0:34.60 [5] (0:11.04)	0:23.56 [5] (0:11.40)	0:12.16 [5] (0:12.16)	2.59L	0:34.60	-8
5	4 DALT JAZ Nathan Thomas	5	70.2 Overall	0:10.57 1000m	1:10.80 [5] (0:13.22)	0:57.58 [1] (0:10.57)	0:47.01 [1] (0:10.97)	0:36.04 [1] (0:11.30)	0:24.74 [1] (0:11.85)	0:12.89 [4] (0:12.89)	6.05L	0:36.04	-7
6	6 GOOD 'N' DEVINE Chelsea Jokic	3	68.6 1000m	0:10.68 1000m	1:12.48 [6] (0:14.06)	0:58.42 [5] (0:10.68)	0:47.74 [5] (0:10.93)	0:36.81 [6] (0:11.25)	0:25.56 [6] (0:12.08)	0:13.48 [6] (0:13.48)	15.96L	0:36.81	-7

Scratched: Goes Hoff (#5)



Horse/Jockey Name	Smart Mission
Final Rank	1
Fastest Section Time (Section)	0:10.57 (1000m)
Top Speed [km/h] (Section)	69.7 (1000m)
Race State	Finished



Townsville QLD Professional

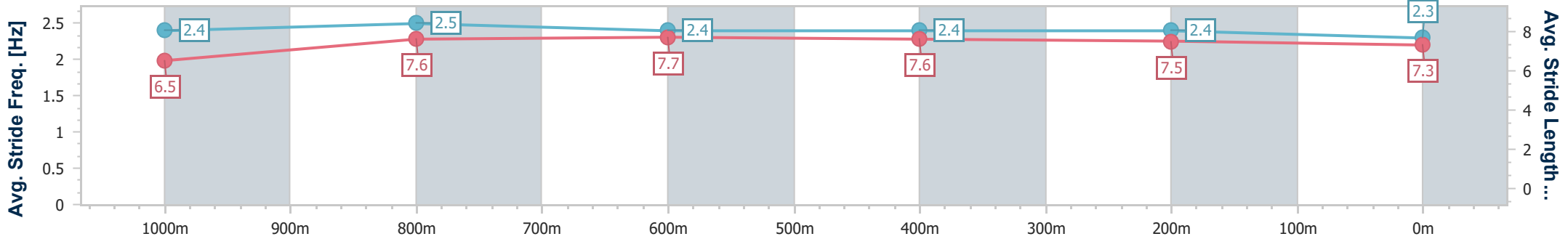
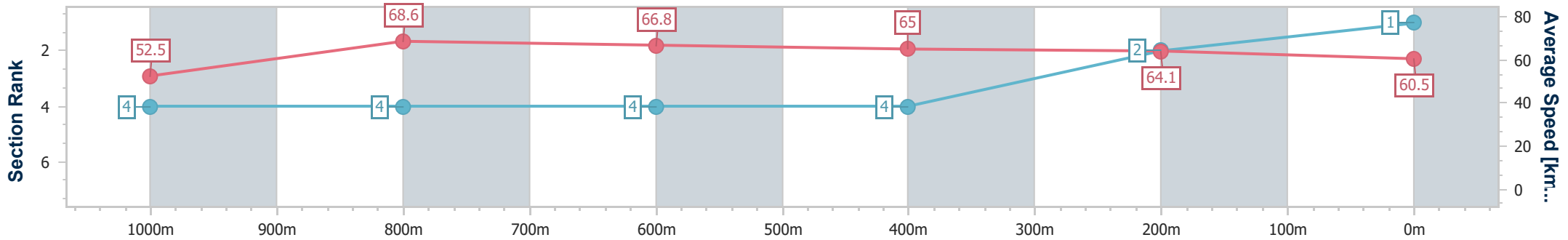
Race 1: HYGAIN QTIS Two-Year-Old Handicap - 1200m

23 June 2024 - 12:19

Track Rating: Soft 5, Weather: Fine, Rail Position: +5m 1000m-
W/Post, +2m Remainder



Section	Overall	1000m	800m	600m	400m	200m
Section Times	1:09.77 [1] (0:13.73)	0:56.04 [4] (0:10.57)	0:45.47 [4] (0:10.94)	0:34.53 [4] (0:11.27)	0:23.26 [4] (0:11.36)	0:11.90 [2] (0:11.90)
Average Speed [km/h]	52.5	68.6	66.8	65.0	64.1	60.5
Top Speed [km/h]	68.9	69.7	68.7	66.7	64.6	63.6
Avg. Dist. to Rail [m]	5.4	1.6	3.0	3.7	5.7	7.2
Avg. Stride Freq. [Hz]	2.4	2.5	2.4	2.4	2.4	2.3
Avg. Stride Length [m]	6.5	7.6	7.7	7.6	7.5	7.3



- [] Ranking at each section and finish
- .-.- No data available at this section
- NA No data available



Horse/Jockey Name	Better Show
Final Rank	2
Fastest Section Time (Section)	0:10.63 (1000m)
Top Speed [km/h] (Section)	68.0 (1000m)
Race State	Finished



Townsville QLD Professional

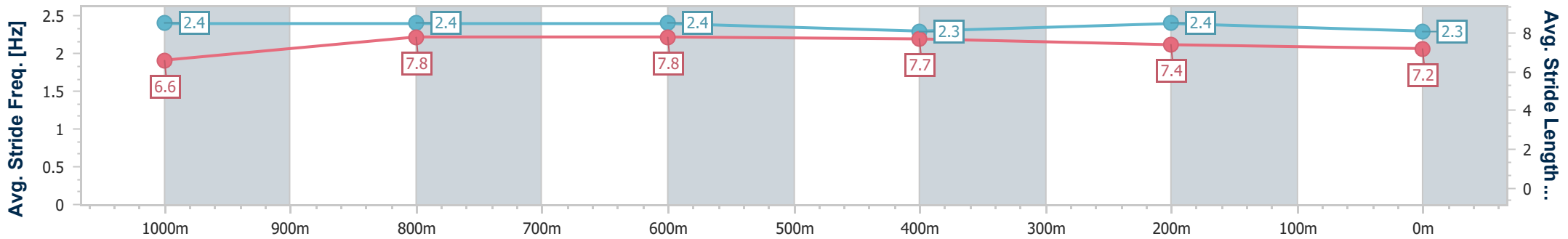
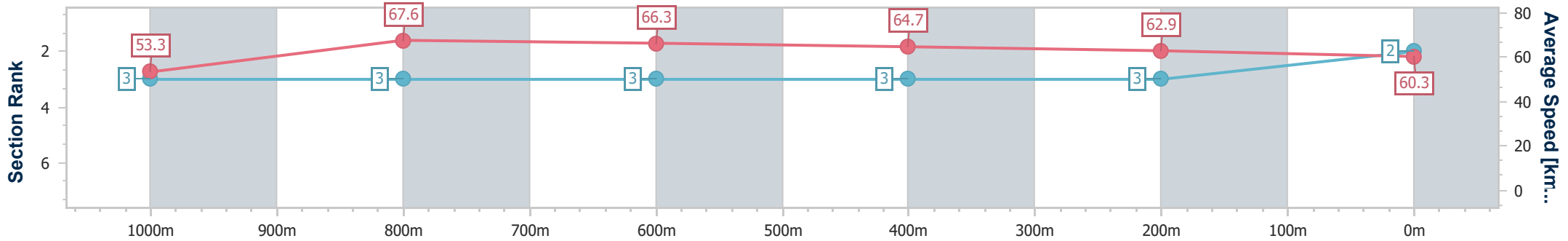
Race 1: HYGAIN QTIS Two-Year-Old Handicap - 1200m

23 June 2024 - 12:19

Track Rating: Soft 5, Weather: Fine, Rail Position: +5m 1000m-
W/Post, +2m Remainder



Section	Overall	1000m	800m	600m	400m	200m
Section Times	1:09.83 [2] (0:13.51)	0:56.32 [3] (0:10.63)	0:45.69 [3] (0:10.93)	0:34.76 [3] (0:11.28)	0:23.48 [3] (0:11.54)	0:11.94 [3] (0:11.94)
Average Speed [km/h]	53.3	67.6	66.3	64.7	62.9	60.3
Top Speed [km/h]	66.6	68.0	67.1	66.2	64.4	63.0
Avg. Dist. to Rail [m]	3.1	0.7	1.5	2.7	4.2	4.8
Avg. Stride Freq. [Hz]	2.4	2.4	2.4	2.3	2.4	2.3
Avg. Stride Length [m]	6.6	7.8	7.8	7.7	7.4	7.2



- [] Ranking at each section and finish
- .-.- No data available at this section
- NA No data available



Horse/Jockey Name	Dance For Me Randy
Final Rank	3
Fastest Section Time (Section)	0:10.71 (1000m)
Top Speed [km/h] (Section)	69.4 (1000m)
Race State	Finished



Townsville QLD Professional

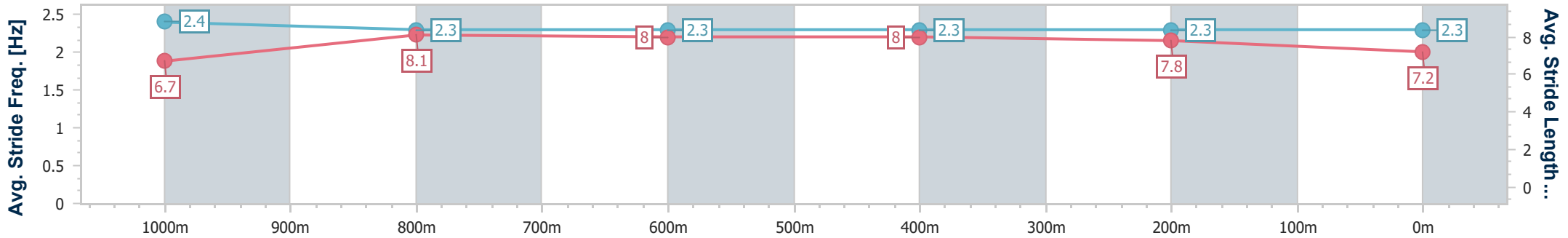
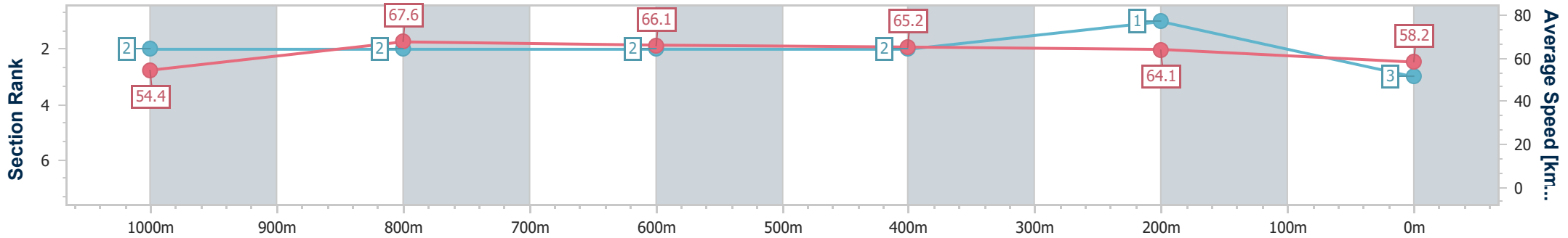
Race 1: HYGAIN QTIS Two-Year-Old Handicap - 1200m

23 June 2024 - 12:19

Track Rating: Soft 5, Weather: Fine, Rail Position: +5m 1000m-
W/Post, +2m Remainder



Section	Overall	1000m	800m	600m	400m	200m
Section Times	1:10.04 [3] (0:13.26)	0:56.78 [2] (0:10.71)	0:46.07 [2] (0:11.06)	0:35.01 [2] (0:11.29)	0:23.72 [2] (0:11.35)	0:12.37 [1] (0:12.37)
Average Speed [km/h]	54.4	67.6	66.1	65.2	64.1	58.2
Top Speed [km/h]	69.3	69.4	67.0	66.2	65.5	61.2
Avg. Dist. to Rail [m]	5.2	1.5	2.9	4.5	5.9	5.5
Avg. Stride Freq. [Hz]	2.4	2.3	2.3	2.3	2.3	2.3
Avg. Stride Length [m]	6.7	8.1	8.0	8.0	7.8	7.2



- [] Ranking at each section and finish
- .-.- No data available at this section
- NA No data available



Horse/Jockey Name	March Madness
Final Rank	4
Fastest Section Time (Section)	0:10.53 (800m)
Top Speed [km/h] (Section)	70.4 (800m)
Race State	Finished



Townsville QLD Professional

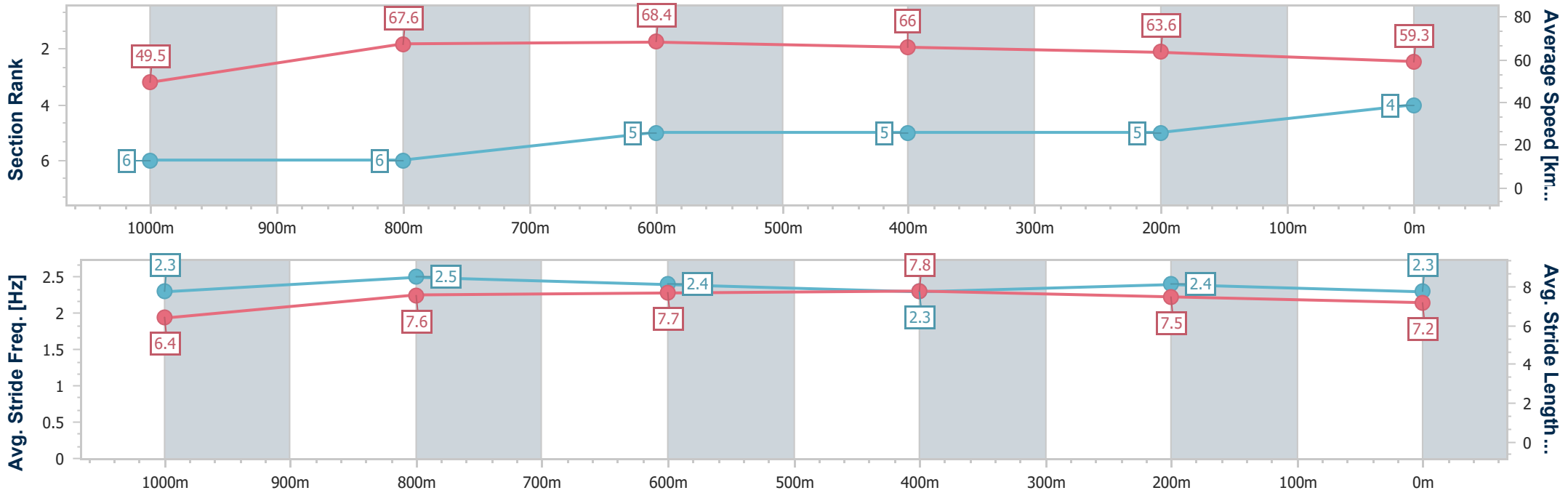
Race 1: HYGAIN QTIS Two-Year-Old Handicap - 1200m

23 June 2024 - 12:19

Track Rating: Soft 5, Weather: Fine, Rail Position: +5m 1000m-
W/Post, +2m Remainder



Section	Overall	1000m	800m	600m	400m	200m
Section Times	1:10.21 [4] (0:14.52)	0:55.69 [6] (0:10.56)	0:45.13 [6] (0:10.53)	0:34.60 [5] (0:11.04)	0:23.56 [5] (0:11.40)	0:12.16 [5] (0:12.16)
Average Speed [km/h]	49.5	67.6	68.4	66.0	63.6	59.3
Top Speed [km/h]	64.7	69.8	70.4	68.0	65.0	62.5
Avg. Dist. to Rail [m]	1.8	1.9	1.2	2.4	5.4	5.0
Avg. Stride Freq. [Hz]	2.3	2.5	2.4	2.3	2.4	2.3
Avg. Stride Length [m]	6.4	7.6	7.7	7.8	7.5	7.2



- [] Ranking at each section and finish
- .-.- No data available at this section
- NA No data available



Horse/Jockey Name	Dalt Jaz
Final Rank	5
Fastest Section Time (Section)	0:10.57 (1000m)
Top Speed [km/h] (Section)	70.2 (Overall)
Race State	Finished



Townsville QLD Professional

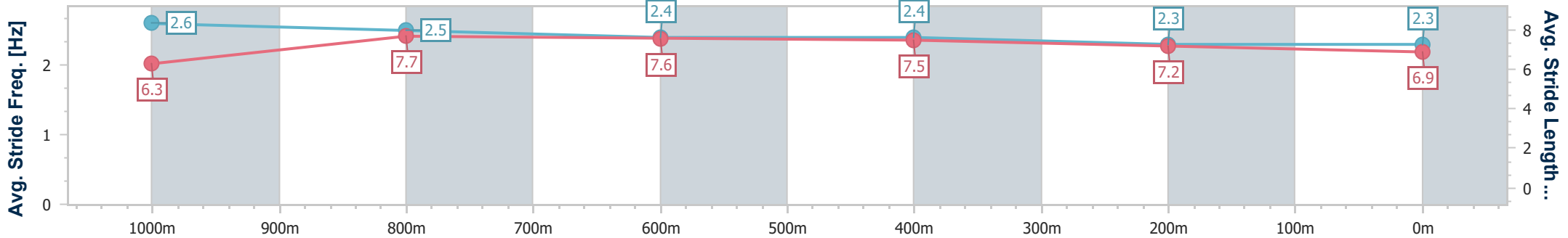
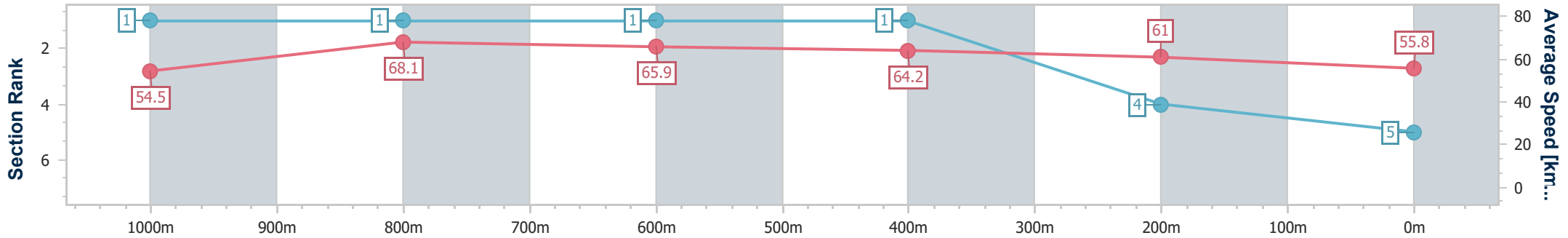
Race 1: HYGAIN QTIS Two-Year-Old Handicap - 1200m

23 June 2024 - 12:19

Track Rating: Soft 5, Weather: Fine, Rail Position: +5m 1000m-
W/Post, +2m Remainder



Section	Overall	1000m	800m	600m	400m	200m
Section Times	1:10.80 [5] (0:13.22)	0:57.58 [1] (0:10.57)	0:47.01 [1] (0:10.97)	0:36.04 [1] (0:11.30)	0:24.74 [1] (0:11.85)	0:12.89 [4] (0:12.89)
Average Speed [km/h]	54.5	68.1	65.9	64.2	61.0	55.8
Top Speed [km/h]	70.2	70.2	67.7	65.9	62.6	59.2
Avg. Dist. to Rail [m]	4.5	0.5	1.2	1.4	2.4	2.8
Avg. Stride Freq. [Hz]	2.6	2.5	2.4	2.4	2.3	2.3
Avg. Stride Length [m]	6.3	7.7	7.6	7.5	7.2	6.9



- [] Ranking at each section and finish
- .-.- No data available at this section
- NA No data available



Horse/Jockey Name	Good 'N' Devine
Final Rank	6
Fastest Section Time (Section)	0:10.68 (1000m)
Top Speed [km/h] (Section)	68.6 (1000m)
Race State	Finished



Townsville QLD Professional

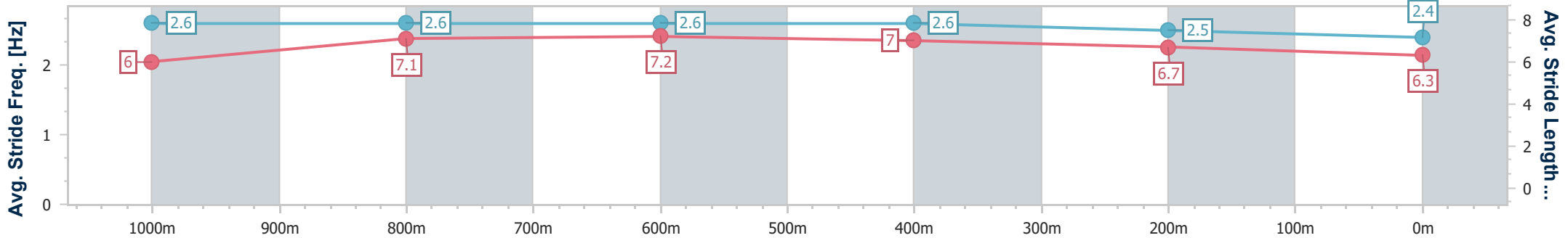
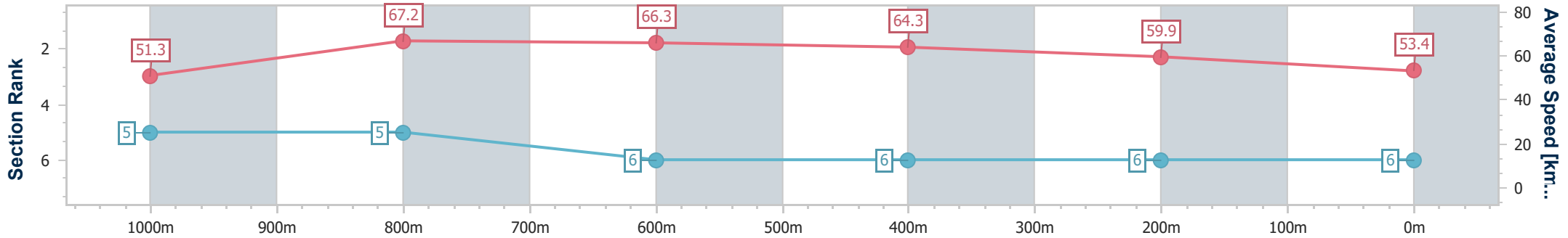
Race 1: HYGAIN QTIS Two-Year-Old Handicap - 1200m

23 June 2024 - 12:19

Track Rating: Soft 5, Weather: Fine, Rail Position: +5m 1000m-
W/Post, +2m Remainder



Section	Overall	1000m	800m	600m	400m	200m
Section Times	1:12.48 [6] (0:14.06)	0:58.42 [5] (0:10.68)	0:47.74 [5] (0:10.93)	0:36.81 [6] (0:11.25)	0:25.56 [6] (0:12.08)	0:13.48 [6] (0:13.48)
Average Speed [km/h]	51.3	67.2	66.3	64.3	59.9	53.4
Top Speed [km/h]	67.0	68.6	66.8	67.3	61.7	57.7
Avg. Dist. to Rail [m]	4.2	0.5	0.8	1.3	2.4	3.0
Avg. Stride Freq. [Hz]	2.6	2.6	2.6	2.6	2.5	2.4
Avg. Stride Length [m]	6.0	7.1	7.2	7.0	6.7	6.3



- [] Ranking at each section and finish
- .-.- No data available at this section
- NA No data available



Townsville QLD Professional

Race 2: SECURE YOUR WINTER CARNIVAL TICKETS NOW Maiden Plate - 1200m

23 June 2024 - 12:59



Track Rating: Soft 5, Weather: Fine, Rail Position: +5m 1000m-W/Post, +2m Remainder

Section		Overall	1000m	800m	600m	400m	200m	Last 600m					
Field Times		1:10.21 (0:13.68)	0:56.53 (0:10.90)	0:45.63 (0:10.99)	0:34.64 (0:11.29)	0:23.35 (0:11.40)	0:11.95 (0:11.95)	0:34.64					
Rank	TAB Horse/Jockey	Barrier	Top Speed [km/h]	Fastest Section	Margin							Distance Travelled [m]	
1	5 WANDERLEI Ryan Wiggins	2	66.9 600m	0:10.83 800m	1:10.21 [1] (0:14.23)	0:55.98 [5] (0:10.96)	0:45.02 [4] (0:10.83)	0:34.19 [3] (0:11.01)	0:23.18 [3] (0:11.32)	0:11.86 [2] (0:11.86)	1:10.21	0:34.19	
2	2 SIMPLE WAY Jackson Murphy	1	66.7 800m	0:10.90 1000m	1:10.30 [2] (0:13.68)	0:56.62 [1] (0:10.90)	0:45.72 [1] (0:10.99)	0:34.73 [1] (0:11.29)	0:23.44 [1] (0:11.40)	0:12.04 [1] (0:12.04)	0.54L	0:34.73	+10
3	7 FAIRYBOWER FLYER Lacey Morrison	3	67.7 1000m	0:10.93 1000m	1:10.42 [3] (0:13.80)	0:56.62 [2] (0:10.93)	0:45.69 [2] (0:11.05)	0:34.64 [2] (0:11.23)	0:23.41 [2] (0:11.37)	0:12.04 [3] (0:12.04)	1.26L	0:34.64	+14
4	3 MY COUNTY Nathan Day	8	67.7 800m	0:10.93 800m	1:10.63 [4] (0:14.14)	0:56.49 [4] (0:11.24)	0:45.25 [5] (0:10.93)	0:34.32 [6] (0:11.14)	0:23.18 [6] (0:11.13)	0:12.05 [4] (0:12.05)	2.46L	0:34.32	+15
5	4 TWENTY THREE WALL Chelsea Jokic	6	68.5 600m	0:10.78 800m	1:10.88 [5] (0:14.35)	0:56.53 [6] (0:11.32)	0:45.21 [7] (0:10.78)	0:34.43 [7] (0:11.03)	0:23.40 [7] (0:11.36)	0:12.04 [6] (0:12.04)	3.93L	0:34.43	+18
6	9 KATA KAPI Graham Kliese	9	67.4 800m	0:10.88 800m	1:10.96 [6] (0:14.01)	0:56.95 [3] (0:11.17)	0:45.78 [3] (0:10.88)	0:34.90 [4] (0:11.19)	0:23.71 [4] (0:11.35)	0:12.36 [5] (0:12.36)	4.42L	0:34.90	+11
7	1 MUMMIFICATION Denicious Smith	5	68.5 800m	0:10.71 800m	1:11.41 [7] (0:14.39)	0:57.02 [7] (0:11.18)	0:45.84 [6] (0:10.71)	0:35.13 [5] (0:11.13)	0:24.00 [5] (0:11.68)	0:12.32 [7] (0:12.32)	7.05L	0:35.13	+7
8	6 ALLIGATOR ROSE Frank Edwards	4	66.8 800m	0:10.91 800m	1:11.99 [8] (0:14.50)	0:57.49 [8] (0:11.67)	0:45.82 [8] (0:10.91)	0:34.91 [8] (0:11.10)	0:23.81 [8] (0:11.46)	0:12.35 [8] (0:12.35)	10.47L	0:34.91	+5

Scratched: Just Like Rosie (#8)

[] Ranking at each section and finish
 -:-:- No data available at this section
 NA No data available

SCN Saddle cloth number
 DNF Did not finish
 DNT Did not track



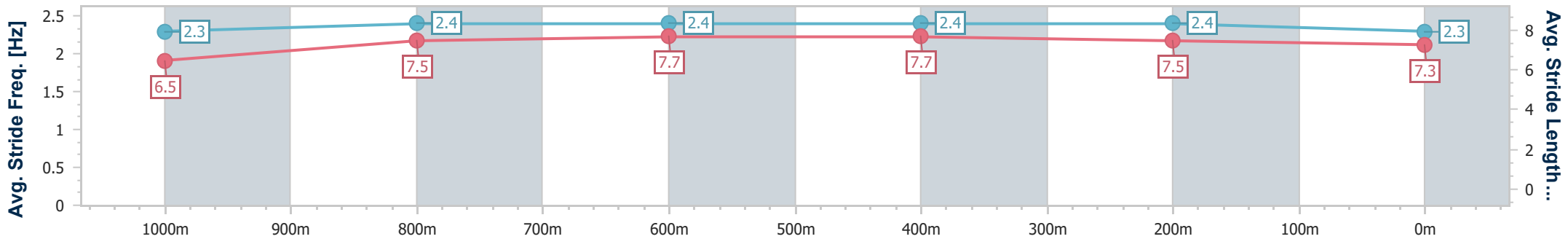
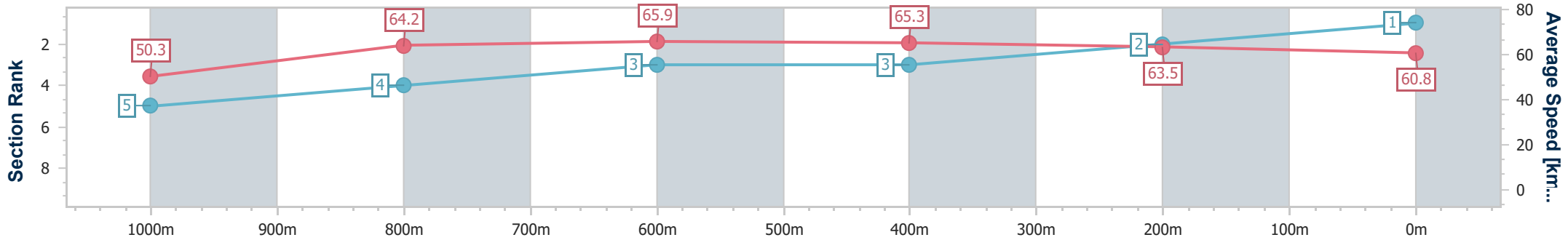
Horse/Jockey Name	Wanderlei
Final Rank	1
Fastest Section Time (Section)	0:10.83 (800m)
Top Speed [km/h] (Section)	66.9 (600m)
Race State	Finished



Townsville QLD Professional
 Race 2: SECURE YOUR WINTER CARNIVAL TICKETS NOW
 Maiden Plate - 1200m
 23 June 2024 - 12:59
 Track Rating: Soft 5, Weather: Fine, Rail Position: +5m 1000m-
 W/Post, +2m Remainder



Section	Overall	1000m	800m	600m	400m	200m
Section Times	1:10.21 [1] (0:14.23)	0:55.98 [5] (0:10.96)	0:45.02 [4] (0:10.83)	0:34.19 [3] (0:11.01)	0:23.18 [3] (0:11.32)	0:11.86 [2] (0:11.86)
Average Speed [km/h]	50.3	64.2	65.9	65.3	63.5	60.8
Top Speed [km/h]	64.9	66.2	66.9	66.9	65.1	63.6
Avg. Dist. to Rail [m]	3.0	4.6	1.8	0.6	1.0	2.1
Avg. Stride Freq. [Hz]	2.3	2.4	2.4	2.4	2.4	2.3
Avg. Stride Length [m]	6.5	7.5	7.7	7.7	7.5	7.3



- [] Ranking at each section and finish
- .-.- No data available at this section
- NA No data available



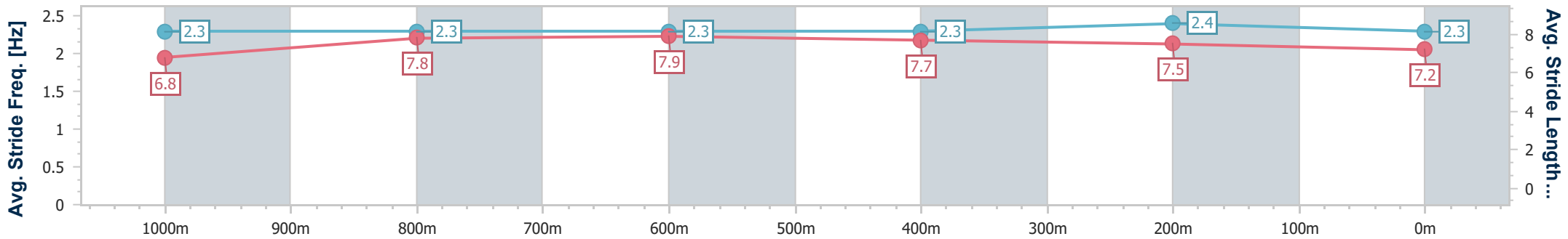
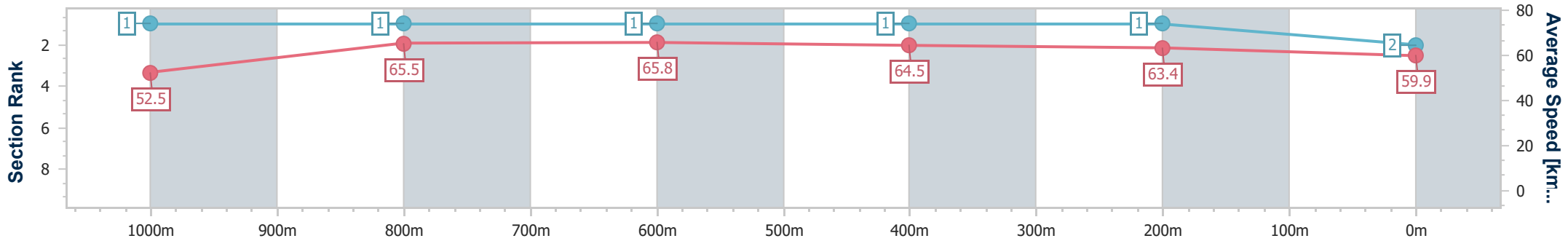
Horse/Jockey Name	Simple Way
Final Rank	2
Fastest Section Time (Section)	0:10.90 (1000m)
Top Speed [km/h] (Section)	66.7 (800m)
Race State	Finished



Townsville QLD Professional
 Race 2: SECURE YOUR WINTER CARNIVAL TICKETS NOW
 Maiden Plate - 1200m
 23 June 2024 - 12:59
 Track Rating: Soft 5, Weather: Fine, Rail Position: +5m 1000m-
 W/Post, +2m Remainder



Section	Overall	1000m	800m	600m	400m	200m								
Section Times	1:10.30 [2] (0:13.68)	0:56.62 [1] (0:10.90)	0:45.72 [1] (0:10.99)	0:34.73 [1] (0:11.29)	0:23.44 [1] (0:11.40)	0:12.04 [1] (0:12.04)								
Average Speed [km/h]	52.5	65.5	65.8	64.5	63.4	59.9								
Top Speed [km/h]	65.2	66.6	66.7	65.7	64.2	62.6								
Avg. Dist. to Rail [m]	2.2	2.0	1.3	2.2	2.9	3.1								
Avg. Stride Freq. [Hz]	2.3	2.3	2.3	2.3	2.4	2.3								
Avg. Stride Length [m]	6.8	7.8	7.9	7.7	7.5	7.2								



- [] Ranking at each section and finish
- .-.- No data available at this section
- NA No data available



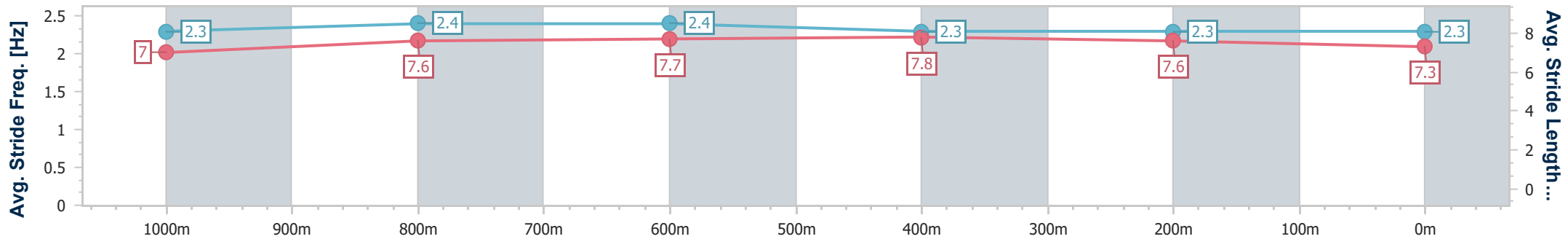
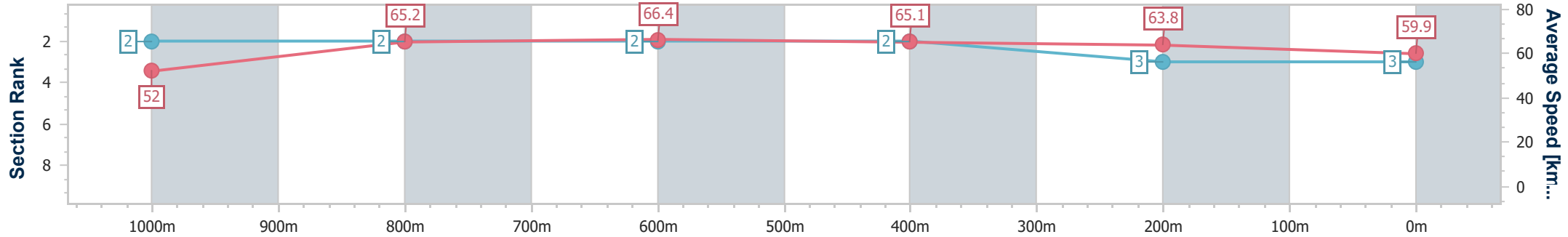
Horse/Jockey Name	Fairybower Flyer
Final Rank	3
Fastest Section Time (Section)	0:10.93 (1000m)
Top Speed [km/h] (Section)	67.7 (1000m)
Race State	Finished



Townsville QLD Professional
 Race 2: SECURE YOUR WINTER CARNIVAL TICKETS NOW
 Maiden Plate - 1200m
 23 June 2024 - 12:59
 Track Rating: Soft 5, Weather: Fine, Rail Position: +5m 1000m-
 W/Post, +2m Remainder



Section	Overall	1000m	800m	600m	400m	200m								
Section Times	1:10.42 [3] (0:13.80)	0:56.62 [2] (0:10.93)	0:45.69 [2] (0:11.05)	0:34.64 [2] (0:11.23)	0:23.41 [2] (0:11.37)	0:12.04 [3] (0:12.04)								
Average Speed [km/h]	52.0	65.2	66.4	65.1	63.8	59.9								
Top Speed [km/h]	64.7	67.7	67.4	66.3	64.8	63.2								
Avg. Dist. to Rail [m]	3.0	2.5	3.8	3.5	4.9	6.4								
Avg. Stride Freq. [Hz]	2.3	2.4	2.4	2.3	2.3	2.3								
Avg. Stride Length [m]	7.0	7.6	7.7	7.8	7.6	7.3								



- [] Ranking at each section and finish
- .-.- No data available at this section
- NA No data available



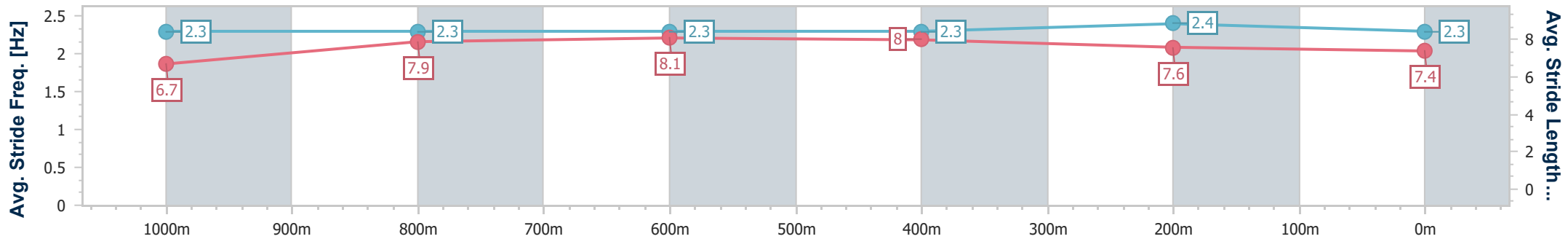
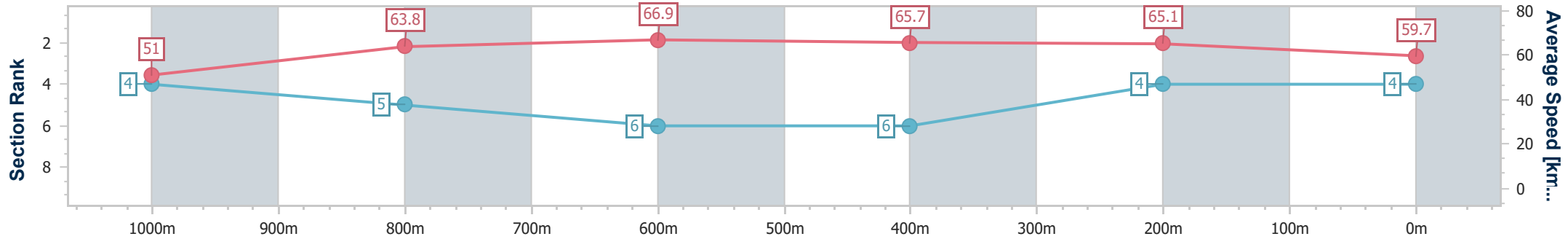
Horse/Jockey Name	My County
Final Rank	4
Fastest Section Time (Section)	0:10.93 (800m)
Top Speed [km/h] (Section)	67.7 (800m)
Race State	Finished



Townsville QLD Professional
Race 2: SECURE YOUR WINTER CARNIVAL TICKETS NOW
Maiden Plate - 1200m
23 June 2024 - 12:59
**Track Rating: Soft 5, Weather: Fine, Rail Position: +5m 1000m-
W/Post, +2m Remainder**



Section	Overall	1000m	800m	600m	400m	200m								
Section Times	1:10.63 [4] (0:14.14)	0:56.49 [4] (0:11.24)	0:45.25 [5] (0:10.93)	0:34.32 [6] (0:11.14)	0:23.18 [6] (0:11.13)	0:12.05 [4] (0:12.05)								
Average Speed [km/h]	51.0	63.8	66.9	65.7	65.1	59.7								
Top Speed [km/h]	65.3	67.2	67.7	67.5	67.2	63.1								
Avg. Dist. to Rail [m]	5.7	1.4	3.3	3.4	3.8	5.3								
Avg. Stride Freq. [Hz]	2.3	2.3	2.3	2.3	2.4	2.3								
Avg. Stride Length [m]	6.7	7.9	8.1	8.0	7.6	7.4								



- [] Ranking at each section and finish
- .-.- No data available at this section
- NA No data available



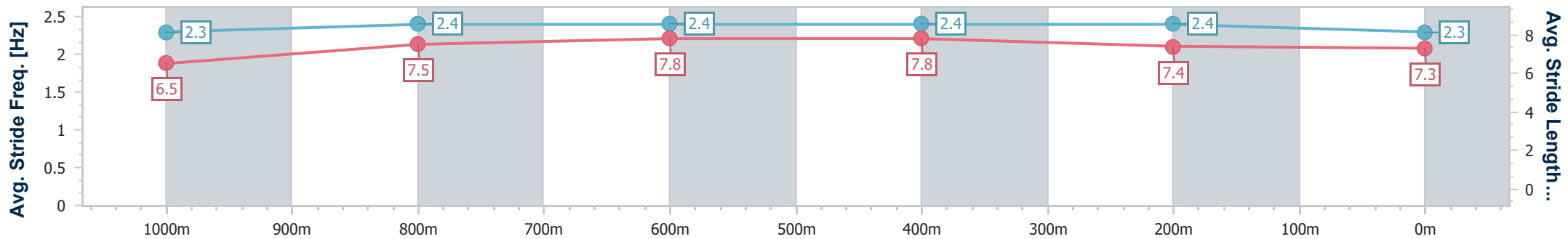
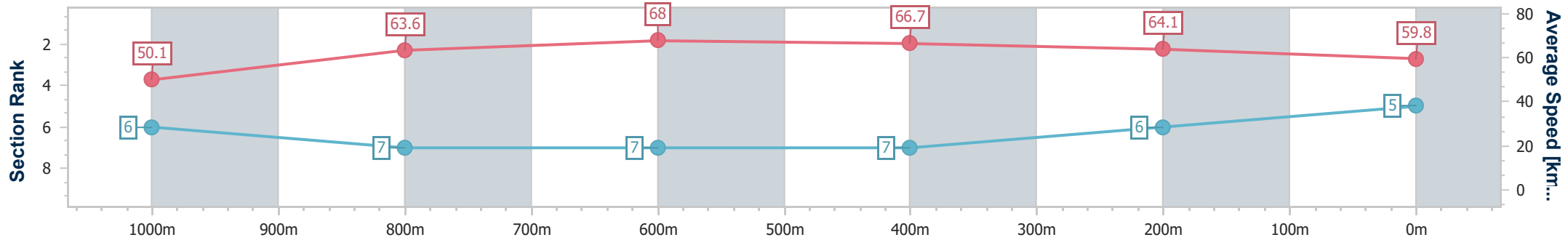
Horse/Jockey Name	Twenty Three Wall
Final Rank	5
Fastest Section Time (Section)	0:10.78 (800m)
Top Speed [km/h] (Section)	68.5 (600m)
Race State	Finished



Townsville QLD Professional
 Race 2: SECURE YOUR WINTER CARNIVAL TICKETS NOW
 Maiden Plate - 1200m
 23 June 2024 - 12:59
 Track Rating: Soft 5, Weather: Fine, Rail Position: +5m 1000m-
 W/Post, +2m Remainder



Section	Overall	1000m	800m	600m	400m	200m
Section Times	1:10.88 [5] (0:14.35)	0:56.53 [6] (0:11.32)	0:45.21 [7] (0:10.78)	0:34.43 [7] (0:11.03)	0:23.40 [7] (0:11.36)	0:12.04 [6] (0:12.04)
Average Speed [km/h]	50.1	63.6	68.0	66.7	64.1	59.8
Top Speed [km/h]	63.1	67.2	68.2	68.5	65.2	62.2
Avg. Dist. to Rail [m]	4.6	1.5	3.7	4.8	7.1	8.6
Avg. Stride Freq. [Hz]	2.3	2.4	2.4	2.4	2.4	2.3
Avg. Stride Length [m]	6.5	7.5	7.8	7.8	7.4	7.3



- [] Ranking at each section and finish
- .-.- No data available at this section
- NA No data available



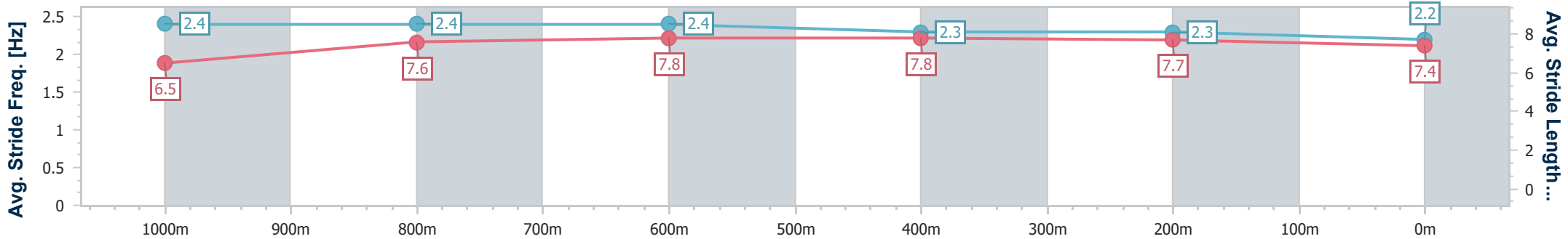
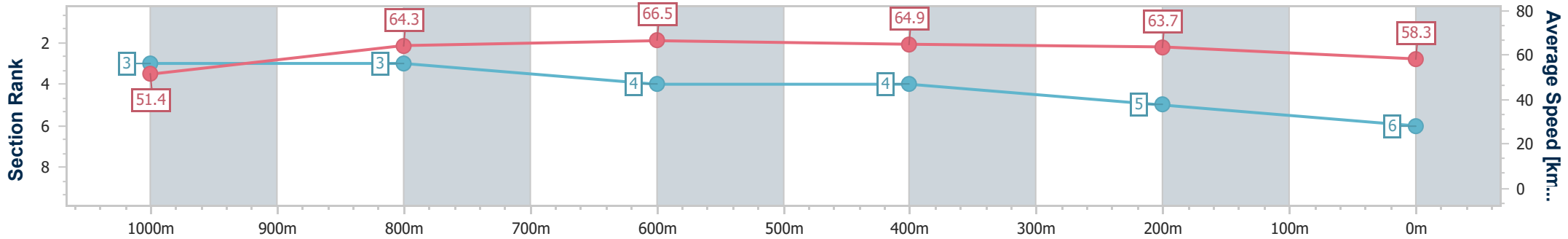
Horse/Jockey Name	Kata Kapi
Final Rank	6
Fastest Section Time (Section)	0:10.88 (800m)
Top Speed [km/h] (Section)	67.4 (800m)
Race State	Finished



Townsville QLD Professional
Race 2: SECURE YOUR WINTER CARNIVAL TICKETS NOW
Maiden Plate - 1200m
23 June 2024 - 12:59
**Track Rating: Soft 5, Weather: Fine, Rail Position: +5m 1000m-
W/Post, +2m Remainder**



Section	Overall	1000m	800m	600m	400m	200m
Section Times	1:10.96 [6] (0:14.01)	0:56.95 [3] (0:11.17)	0:45.78 [3] (0:10.88)	0:34.90 [4] (0:11.19)	0:23.71 [4] (0:11.35)	0:12.36 [5] (0:12.36)
Average Speed [km/h]	51.4	64.3	66.5	64.9	63.7	58.3
Top Speed [km/h]	63.0	66.3	67.4	67.3	64.7	61.6
Avg. Dist. to Rail [m]	5.5	0.9	1.2	1.4	3.3	3.8
Avg. Stride Freq. [Hz]	2.4	2.4	2.4	2.3	2.3	2.2
Avg. Stride Length [m]	6.5	7.6	7.8	7.8	7.7	7.4



- [] Ranking at each section and finish
- .-.- No data available at this section
- NA No data available



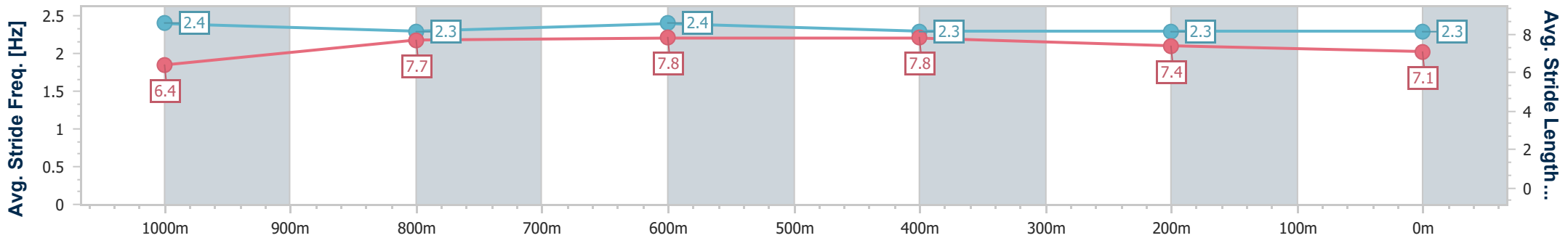
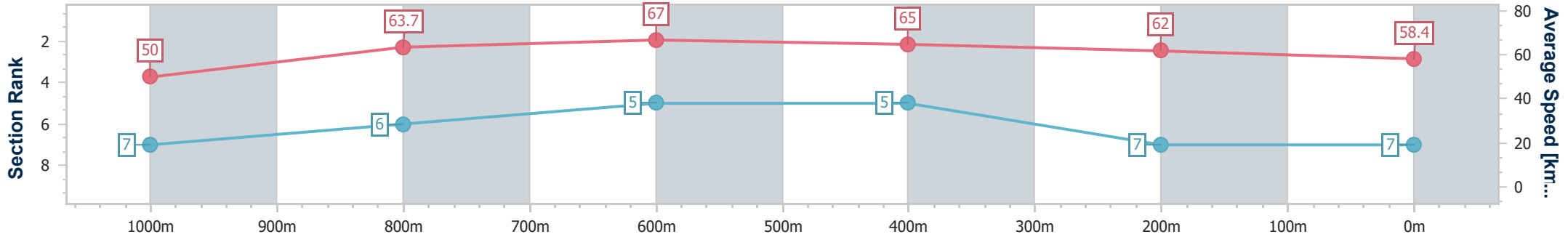
Horse/Jockey Name	Mummification
Final Rank	7
Fastest Section Time (Section)	0:10.71 (800m)
Top Speed [km/h] (Section)	68.5 (800m)
Race State	Finished



Townsville QLD Professional
 Race 2: SECURE YOUR WINTER CARNIVAL TICKETS NOW
 Maiden Plate - 1200m
 23 June 2024 - 12:59
 Track Rating: Soft 5, Weather: Fine, Rail Position: +5m 1000m-
 W/Post, +2m Remainder



Section	Overall	1000m	800m	600m	400m	200m
Section Times	1:11.41 [7] (0:14.39)	0:57.02 [7] (0:11.18)	0:45.84 [6] (0:10.71)	0:35.13 [5] (0:11.13)	0:24.00 [5] (0:11.68)	0:12.32 [7] (0:12.32)
Average Speed [km/h]	50.0	63.7	67.0	65.0	62.0	58.4
Top Speed [km/h]	66.7	67.1	68.5	67.1	63.5	61.3
Avg. Dist. to Rail [m]	4.2	2.4	0.7	1.1	4.0	6.3
Avg. Stride Freq. [Hz]	2.4	2.3	2.4	2.3	2.3	2.3
Avg. Stride Length [m]	6.4	7.7	7.8	7.8	7.4	7.1



- [] Ranking at each section and finish
- .-.- No data available at this section
- NA No data available



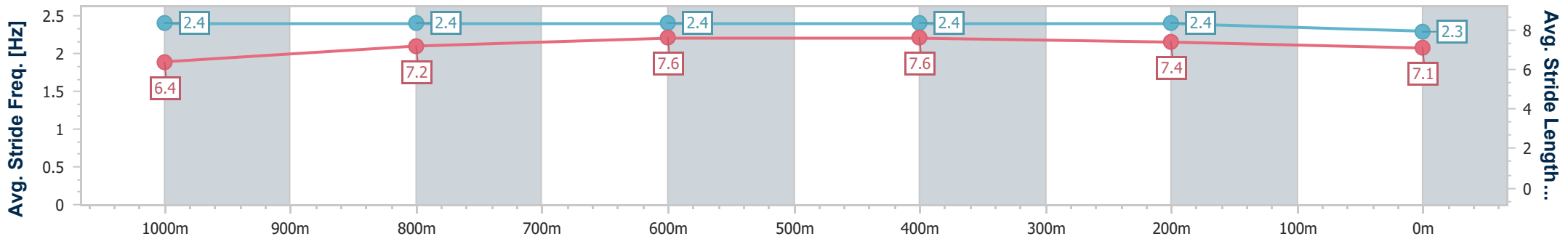
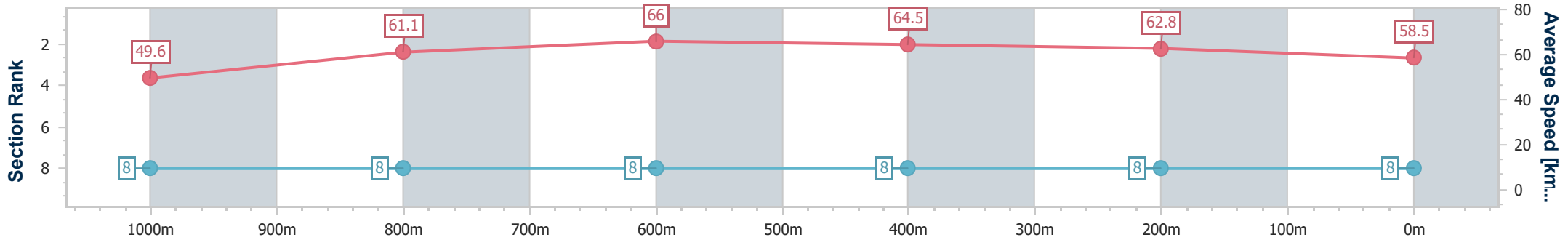
Horse/Jockey Name	Alligator Rose
Final Rank	8
Fastest Section Time (Section)	0:10.91 (800m)
Top Speed [km/h] (Section)	66.8 (800m)
Race State	Finished



Townsville QLD Professional
 Race 2: SECURE YOUR WINTER CARNIVAL TICKETS NOW
 Maiden Plate - 1200m
 23 June 2024 - 12:59
 Track Rating: Soft 5, Weather: Fine, Rail Position: +5m 1000m-
 W/Post, +2m Remainder



Section	Overall	1000m	800m	600m	400m	200m								
Section Times	1:11.99 [8] (0:14.50)	0:57.49 [8] (0:11.67)	0:45.82 [8] (0:10.91)	0:34.91 [8] (0:11.10)	0:23.81 [8] (0:11.46)	0:12.35 [8] (0:12.35)								
Average Speed [km/h]	49.6	61.1	66.0	64.5	62.8	58.5								
Top Speed [km/h]	63.9	64.5	66.8	66.7	63.6	62.3								
Avg. Dist. to Rail [m]	3.2	1.9	0.6	1.2	1.5	2.7								
Avg. Stride Freq. [Hz]	2.4	2.4	2.4	2.4	2.4	2.3								
Avg. Stride Length [m]	6.4	7.2	7.6	7.6	7.4	7.1								



- [] Ranking at each section and finish
- .-.- No data available at this section
- NA No data available



Townsville QLD Professional
Race 3: LADBROKES ODDS SURGE QTIS Three-Year-Old Maiden
Handicap - 1000m
23 June 2024 - 13:39



Track Rating: Soft 5, Weather: Fine, Rail Position: +5m 1000m-W/Post, +2m Remainder

Section				Overall	800m	600m	400m	200m	Last 600m			
Field Times				0:56.69 (0:12.83)	0:43.86 (0:10.18)	0:33.68 (0:10.73)	0:22.95 (0:11.14)	0:11.81 (0:11.81)	0:33.68			
Rank	TAB	Horse/Jockey	Barrier	Top Speed [km/h]	Fastest Section	Margin					Distance Travelled [m]	
1	2	SUPER FREEZE Ryan Wiggins	3	71.9 800m	0:10.18 800m	0:56.69 [1] (0:12.83)	0:43.86 [1] (0:10.18)	0:33.68 [1] (0:10.73)	0:22.95 [1] (0:11.14)	0:11.81 [1] (0:11.81)	0:56.69	0:33.68
2	1	CONVERTOR Ashley Butler	7	72.3 800m	0:10.21 800m	0:57.59 [2] (0:13.42)	0:44.17 [7] (0:10.21)	0:33.96 [5] (0:10.91)	0:23.05 [5] (0:11.36)	0:11.69 [5] (0:11.69)	5.24L	0:33.96 +1
3	7	MORE THAN YOU Chelsea Jokic	10	72.8 800m	0:10.15 800m	0:57.73 [3] (0:12.95)	0:44.78 [2] (0:10.15)	0:34.63 [2] (0:10.82)	0:23.81 [2] (0:11.42)	0:12.39 [2] (0:12.39)	6.08L	0:34.63 +1
4	6	KEEP ON RUNNING Nathan Thomas	8	72.1 800m	0:10.35 800m	0:57.80 [4] (0:13.42)	0:44.38 [8] (0:10.35)	0:34.03 [6] (0:10.90)	0:23.13 [6] (0:11.36)	0:11.77 [6] (0:11.77)	6.51L	0:34.03 +6
5	8	HARDTOCRACK Lacey Morrison	2	69.5 800m	0:10.59 800m	0:57.89 [5] (0:13.31)	0:44.58 [5] (0:10.59)	0:33.99 [7] (0:10.99)	0:23.00 [7] (0:11.26)	0:11.74 [7] (0:11.74)	7.06L	0:33.99 +1
6	10	BOOGIEWITHMAHBABY Tyler Leslight	9	71.1 800m	0:10.41 800m	0:58.12 [6] (0:13.63)	0:44.49 [9] (0:10.41)	0:34.08 [9] (0:10.93)	0:23.15 [9] (0:11.27)	0:11.88 [8] (0:11.88)	8.36L	0:34.08 +6
7	3	WHATA BOBBI DAZZLA Pietro Romeo	4	70.9 Overall	0:10.30 800m	0:58.13 [7] (0:13.15)	0:44.98 [3] (0:10.30)	0:34.68 [4] (0:10.79)	0:23.89 [4] (0:11.50)	0:12.39 [3] (0:12.39)	8.44L	0:34.68 +1
8	5	COME ON LET'S KISS Graham Kliese	6	71.0 800m	0:10.20 800m	0:58.18 [8] (0:13.24)	0:44.94 [4] (0:10.20)	0:34.74 [3] (0:10.79)	0:23.95 [3] (0:11.52)	0:12.43 [4] (0:12.43)	8.74L	0:34.74 -1
9	4	ARTURETTA Isabella Teh	5	69.5 800m	0:10.68 800m	0:58.46 [9] (0:13.36)	0:45.10 [6] (0:10.68)	0:34.42 [8] (0:10.86)	0:23.56 [8] (0:11.47)	0:12.09 [9] (0:12.09)	10.37L	0:34.42 +3

Scratched: Our Berlinetta (#9)

[] Ranking at each section and finish
 -:-:- No data available at this section
 NA No data available

SCN Saddle cloth number
 DNF Did not finish
 DNT Did not track



Horse/Jockey Name	Super Freeze
Final Rank	1
Fastest Section Time (Section)	0:10.18 (800m)
Top Speed [km/h] (Section)	71.9 (800m)
Race State	Finished



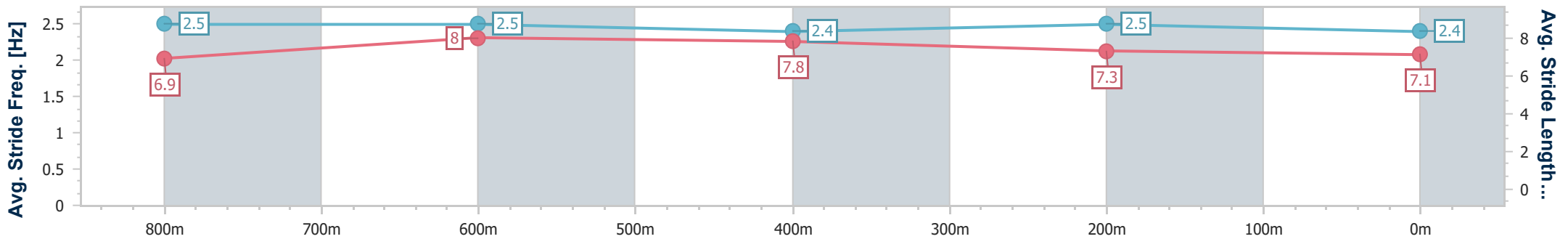
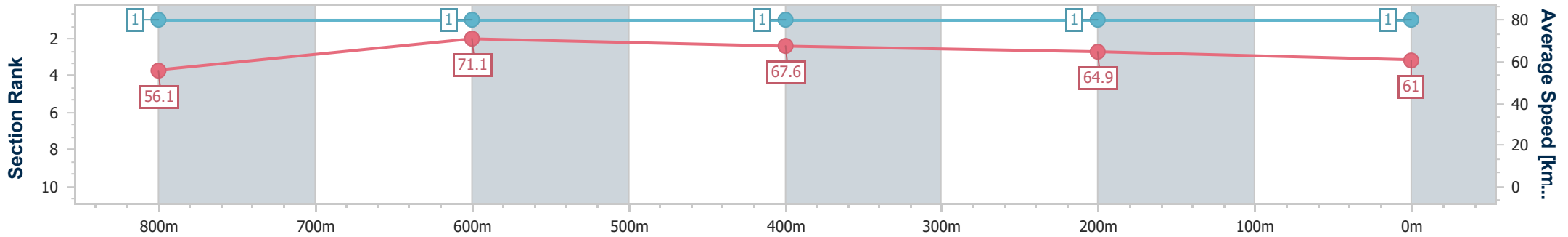
Townsville QLD Professional
Race 3: LADBROKES ODDS SURGE QTIS Three-Year-Old
Maiden Handicap - 1000m

23 June 2024 - 13:39

Track Rating: Soft 5, Weather: Fine, Rail Position: +5m 1000m-
W/Post, +2m Remainder



Section	Overall	800m	600m	400m	200m
Section Times	0:56.69 [1] (0:12.83)	0:43.86 [1] (0:10.18)	0:33.68 [1] (0:10.73)	0:22.95 [1] (0:11.14)	0:11.81 [1] (0:11.81)
Average Speed [km/h]	56.1	71.1	67.6	64.9	61.0
Top Speed [km/h]	71.7	71.9	69.1	66.4	65.2
Avg. Dist. to Rail [m]	3.1	1.6	1.3	3.0	4.6
Avg. Stride Freq. [Hz]	2.5	2.5	2.4	2.5	2.4
Avg. Stride Length [m]	6.9	8.0	7.8	7.3	7.1



- [] Ranking at each section and finish
- .-.- No data available at this section
- NA No data available



Horse/Jockey Name	Convertor
Final Rank	2
Fastest Section Time (Section)	0:10.21 (800m)
Top Speed [km/h] (Section)	72.3 (800m)
Race State	Finished



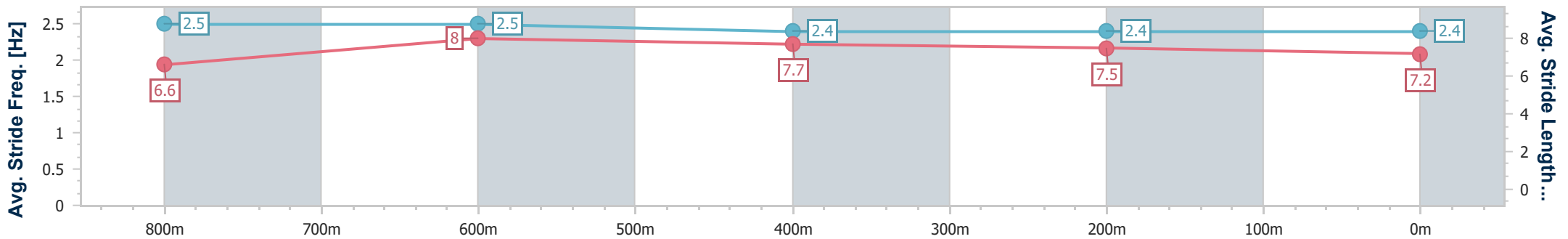
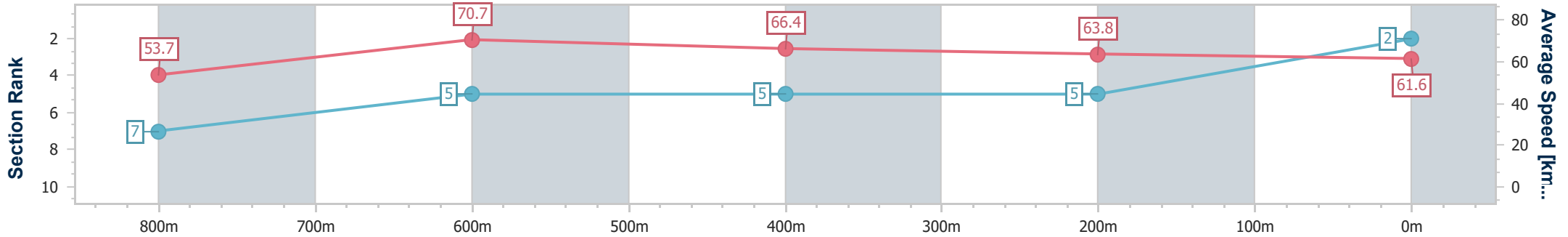
Townsville QLD Professional
Race 3: LADBROKES ODDS SURGE QTIS Three-Year-Old
Maiden Handicap - 1000m



23 June 2024 - 13:39

Track Rating: Soft 5, Weather: Fine, Rail Position: +5m 1000m-
W/Post, +2m Remainder

Section	Overall	800m	600m	400m	200m
Section Times	0:57.59 [2] (0:13.42)	0:44.17 [7] (0:10.21)	0:33.96 [5] (0:10.91)	0:23.05 [5] (0:11.36)	0:11.69 [5] (0:11.69)
Average Speed [km/h]	53.7	70.7	66.4	63.8	61.6
Top Speed [km/h]	70.3	72.3	69.4	65.7	63.8
Avg. Dist. to Rail [m]	5.0	1.3	1.2	5.3	8.6
Avg. Stride Freq. [Hz]	2.5	2.5	2.4	2.4	2.4
Avg. Stride Length [m]	6.6	8.0	7.7	7.5	7.2



- [] Ranking at each section and finish
- .-.- No data available at this section
- NA No data available



Horse/Jockey Name	More Than You
Final Rank	3
Fastest Section Time (Section)	0:10.15 (800m)
Top Speed [km/h] (Section)	72.8 (800m)
Race State	Finished



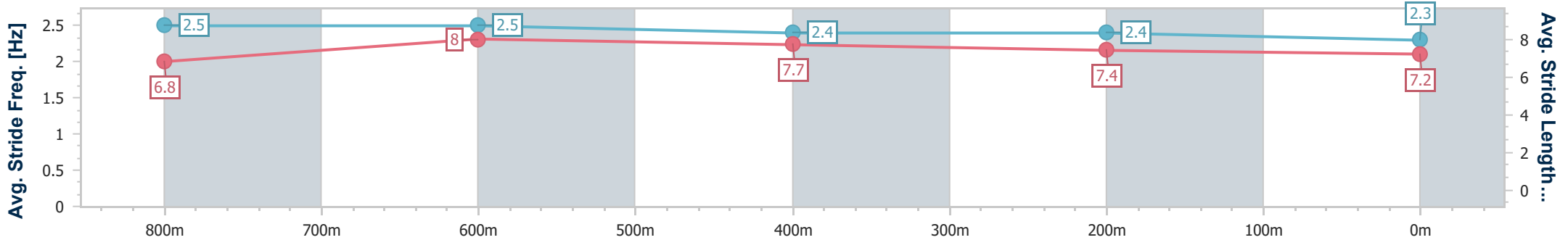
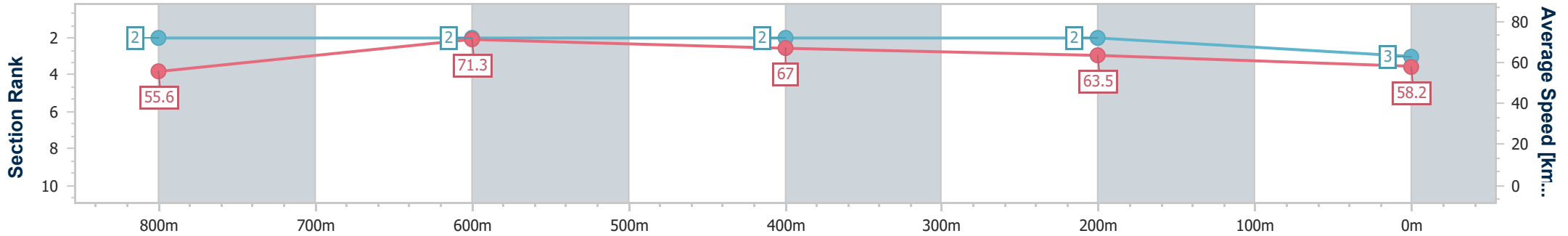
Townsville QLD Professional
Race 3: LADBROKES ODDS SURGE QTIS Three-Year-Old
Maiden Handicap - 1000m



23 June 2024 - 13:39

Track Rating: Soft 5, Weather: Fine, Rail Position: +5m 1000m-
W/Post, +2m Remainder

Section	Overall	800m	600m	400m	200m
Section Times	0:57.73 [3] (0:12.95)	0:44.78 [2] (0:10.15)	0:34.63 [2] (0:10.82)	0:23.81 [2] (0:11.42)	0:12.39 [2] (0:12.39)
Average Speed [km/h]	55.6	71.3	67.0	63.5	58.2
Top Speed [km/h]	72.3	72.8	69.1	66.4	61.6
Avg. Dist. to Rail [m]	7.9	1.5	1.5	5.2	6.7
Avg. Stride Freq. [Hz]	2.5	2.5	2.4	2.4	2.3
Avg. Stride Length [m]	6.8	8.0	7.7	7.4	7.2



- [] Ranking at each section and finish
- .-.- No data available at this section
- NA No data available



Horse/Jockey Name	Keep On Running
Final Rank	4
Fastest Section Time (Section)	0:10.35 (800m)
Top Speed [km/h] (Section)	72.1 (800m)
Race State	Finished



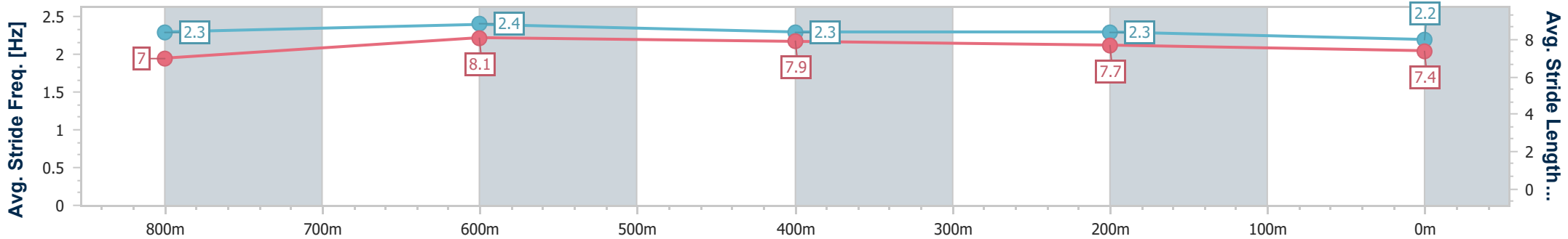
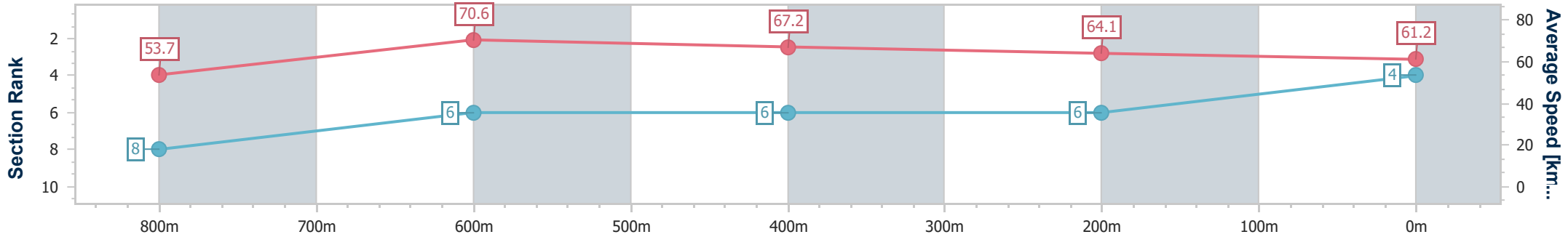
Townsville QLD Professional
Race 3: LADBROKES ODDS SURGE QTIS Three-Year-Old
Maiden Handicap - 1000m



23 June 2024 - 13:39

Track Rating: Soft 5, Weather: Fine, Rail Position: +5m 1000m-
W/Post, +2m Remainder

Section	Overall	800m	600m	400m	200m
Section Times	0:57.80 [4] (0:13.42)	0:44.38 [8] (0:10.35)	0:34.03 [6] (0:10.90)	0:23.13 [6] (0:11.36)	0:11.77 [6] (0:11.77)
Average Speed [km/h]	53.7	70.6	67.2	64.1	61.2
Top Speed [km/h]	69.6	72.1	69.9	65.7	63.1
Avg. Dist. to Rail [m]	7.4	3.8	3.7	6.7	9.2
Avg. Stride Freq. [Hz]	2.3	2.4	2.3	2.3	2.2
Avg. Stride Length [m]	7.0	8.1	7.9	7.7	7.4



- [] Ranking at each section and finish
- .-.- No data available at this section
- NA No data available



Horse/Jockey Name	Hardtocrack
Final Rank	5
Fastest Section Time (Section)	0:10.59 (800m)
Top Speed [km/h] (Section)	69.5 (800m)
Race State	Finished



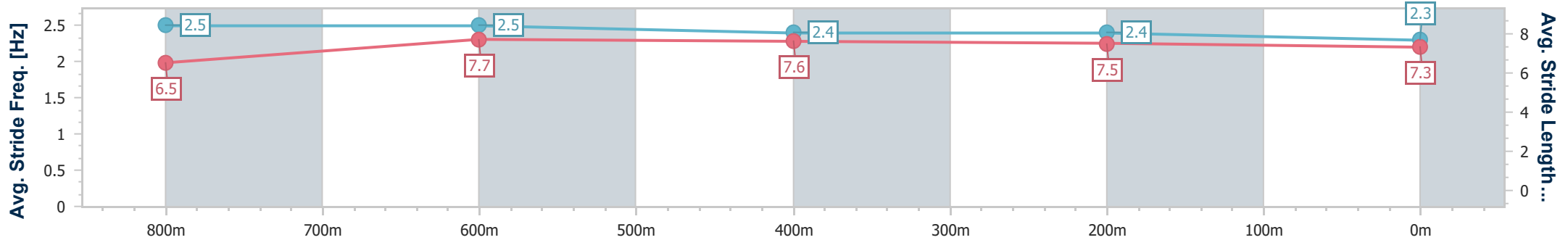
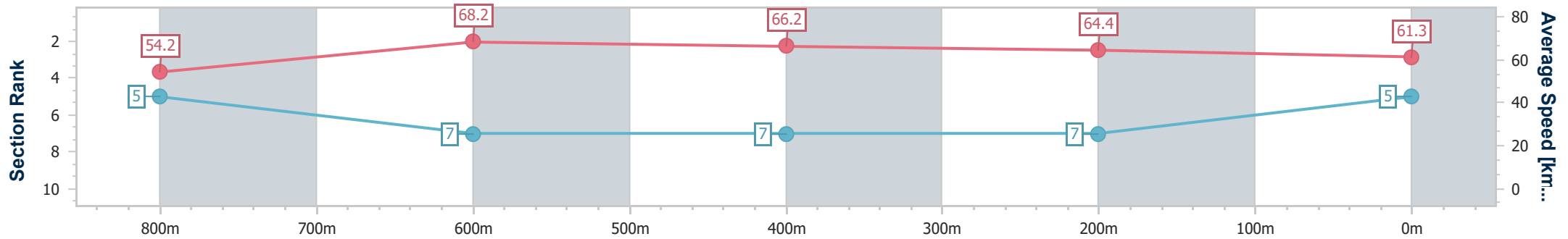
Townsville QLD Professional
Race 3: LADBROKES ODDS SURGE QTIS Three-Year-Old
Maiden Handicap - 1000m



23 June 2024 - 13:39

Track Rating: Soft 5, Weather: Fine, Rail Position: +5m 1000m-
W/Post, +2m Remainder

Section	Overall	800m	600m	400m	200m
Section Times	0:57.89 [5] (0:13.31)	0:44.58 [5] (0:10.59)	0:33.99 [7] (0:10.99)	0:23.00 [7] (0:11.26)	0:11.74 [7] (0:11.74)
Average Speed [km/h]	54.2	68.2	66.2	64.4	61.3
Top Speed [km/h]	69.3	69.5	67.9	66.1	63.6
Avg. Dist. to Rail [m]	1.4	1.2	1.8	5.0	5.3
Avg. Stride Freq. [Hz]	2.5	2.5	2.4	2.4	2.3
Avg. Stride Length [m]	6.5	7.7	7.6	7.5	7.3



- [] Ranking at each section and finish
- .-.- No data available at this section
- NA No data available



Horse/Jockey Name	Boogiewithmahbaby
Final Rank	6
Fastest Section Time (Section)	0:10.41 (800m)
Top Speed [km/h] (Section)	71.1 (800m)
Race State	Finished

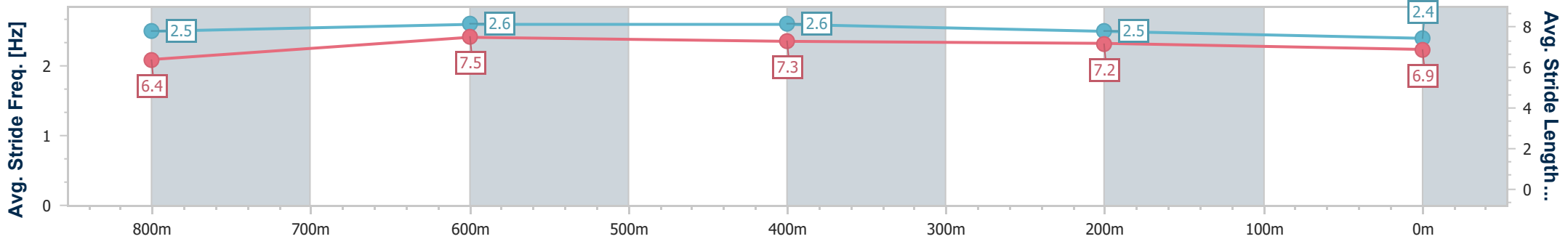
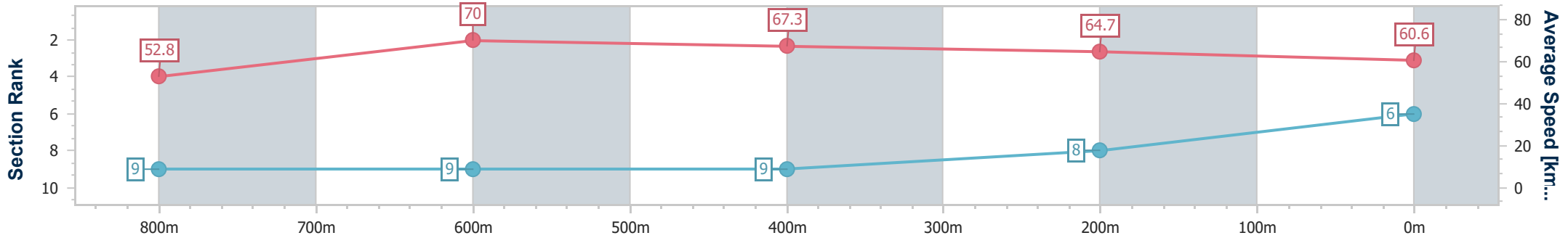


Townsville QLD Professional
 Race 3: LADBROKES ODDS SURGE QTIS Three-Year-Old
 Maiden Handicap - 1000m



23 June 2024 - 13:39
 Track Rating: Soft 5, Weather: Fine, Rail Position: +5m 1000m-
 W/Post, +2m Remainder

Section	Overall	800m	600m	400m	200m
Section Times	0:58.12 [6] (0:13.63)	0:44.49 [9] (0:10.41)	0:34.08 [9] (0:10.93)	0:23.15 [9] (0:11.27)	0:11.88 [8] (0:11.88)
Average Speed [km/h]	52.8	70.0	67.3	64.7	60.6
Top Speed [km/h]	70.9	71.1	69.7	65.7	63.6
Avg. Dist. to Rail [m]	7.6	3.4	4.6	6.6	8.7
Avg. Stride Freq. [Hz]	2.5	2.6	2.6	2.5	2.4
Avg. Stride Length [m]	6.4	7.5	7.3	7.2	6.9



- [] Ranking at each section and finish
- .-.- No data available at this section
- NA No data available



Horse/Jockey Name	Whata Bobbi Dazzla
Final Rank	7
Fastest Section Time (Section)	0:10.30 (800m)
Top Speed [km/h] (Section)	70.9 (Overall)
Race State	Finished



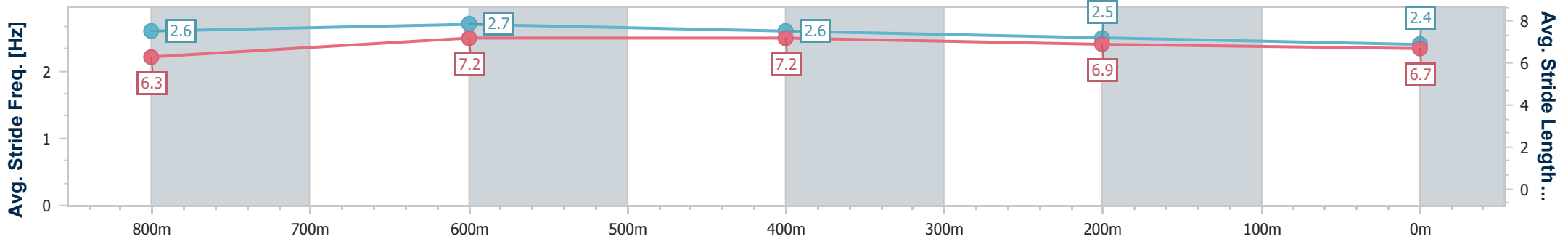
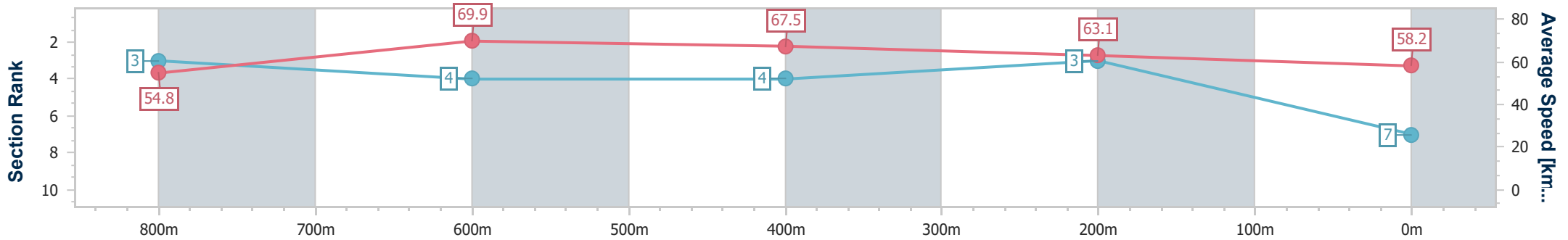
Townsville QLD Professional
Race 3: LADBROKES ODDS SURGE QTIS Three-Year-Old
Maiden Handicap - 1000m



23 June 2024 - 13:39

Track Rating: Soft 5, Weather: Fine, Rail Position: +5m 1000m-
W/Post, +2m Remainder

Section	Overall	800m	600m	400m	200m
Section Times	0:58.13 [7] (0:13.15)	0:44.98 [3] (0:10.30)	0:34.68 [4] (0:10.79)	0:23.89 [4] (0:11.50)	0:12.39 [3] (0:12.39)
Average Speed [km/h]	54.8	69.9	67.5	63.1	58.2
Top Speed [km/h]	70.9	70.8	68.8	64.1	61.5
Avg. Dist. to Rail [m]	1.9	0.6	2.2	4.1	3.0
Avg. Stride Freq. [Hz]	2.6	2.7	2.6	2.5	2.4
Avg. Stride Length [m]	6.3	7.2	7.2	6.9	6.7



- [] Ranking at each section and finish
- .-.- No data available at this section
- NA No data available



Horse/Jockey Name	Come On Let's Kiss
Final Rank	8
Fastest Section Time (Section)	0:10.20 (800m)
Top Speed [km/h] (Section)	71.0 (800m)
Race State	Finished

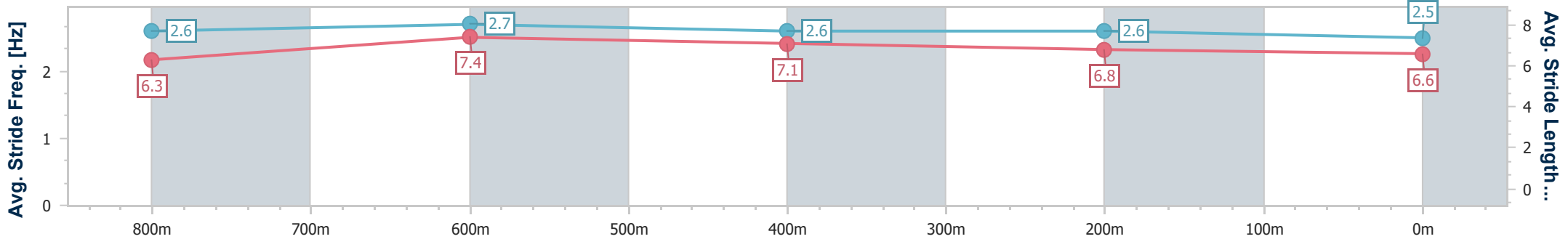
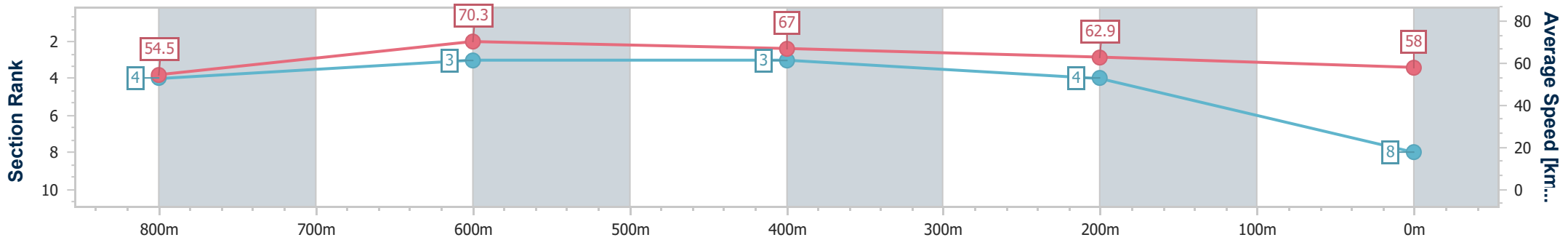


Townsville QLD Professional
Race 3: LADBROKES ODDS SURGE QTIS Three-Year-Old
Maiden Handicap - 1000m



23 June 2024 - 13:39
Track Rating: Soft 5, Weather: Fine, Rail Position: +5m 1000m-
W/Post, +2m Remainder

Section	Overall	800m	600m	400m	200m
Section Times	0:58.18 [8] (0:13.24)	0:44.94 [4] (0:10.20)	0:34.74 [3] (0:10.79)	0:23.95 [3] (0:11.52)	0:12.43 [4] (0:12.43)
Average Speed [km/h]	54.5	70.3	67.0	62.9	58.0
Top Speed [km/h]	70.7	71.0	69.1	65.4	61.1
Avg. Dist. to Rail [m]	3.0	1.1	1.4	5.1	6.9
Avg. Stride Freq. [Hz]	2.6	2.7	2.6	2.6	2.5
Avg. Stride Length [m]	6.3	7.4	7.1	6.8	6.6



- [] Ranking at each section and finish
- .-.- No data available at this section
- NA No data available



Horse/Jockey Name	Arturetta
Final Rank	9
Fastest Section Time (Section)	0:10.68 (800m)
Top Speed [km/h] (Section)	69.5 (800m)
Race State	Finished



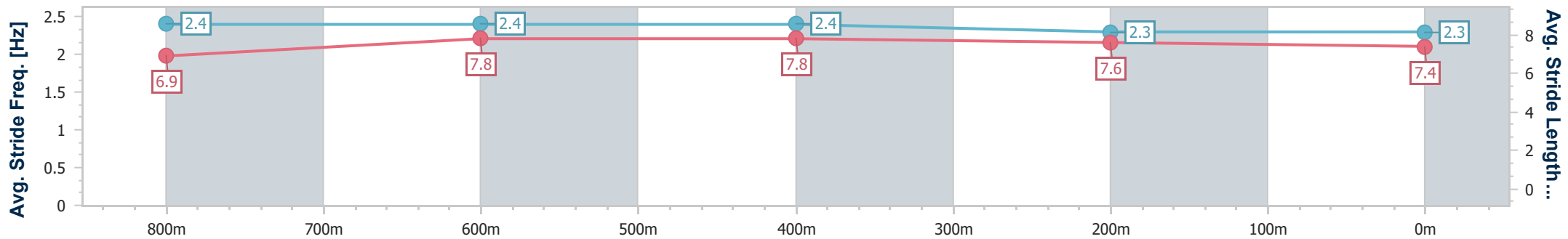
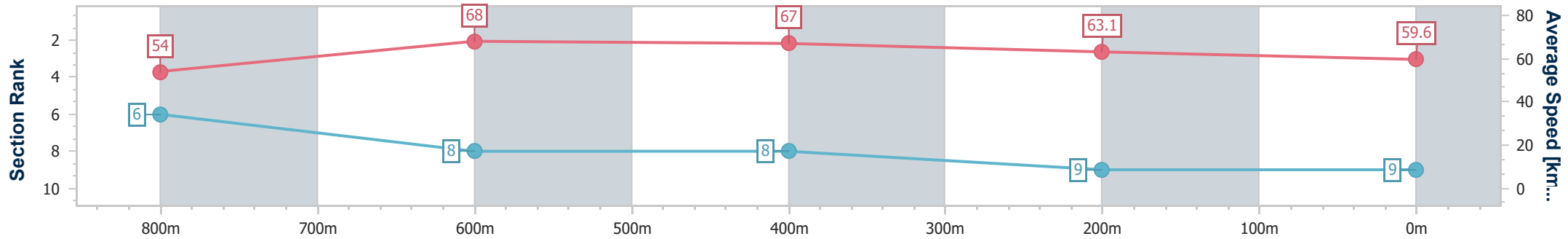
Townsville QLD Professional
Race 3: LADBROKES ODDS SURGE QTIS Three-Year-Old
Maiden Handicap - 1000m



23 June 2024 - 13:39

Track Rating: Soft 5, Weather: Fine, Rail Position: +5m 1000m-
W/Post, +2m Remainder

Section	Overall	800m	600m	400m	200m
Section Times	0:58.46 [9] (0:13.36)	0:45.10 [6] (0:10.68)	0:34.42 [8] (0:10.86)	0:23.56 [8] (0:11.47)	0:12.09 [9] (0:12.09)
Average Speed [km/h]	54.0	68.0	67.0	63.1	59.6
Top Speed [km/h]	68.7	69.5	69.0	64.2	61.6
Avg. Dist. to Rail [m]	5.3	2.4	2.3	4.2	6.2
Avg. Stride Freq. [Hz]	2.4	2.4	2.4	2.3	2.3
Avg. Stride Length [m]	6.9	7.8	7.8	7.6	7.4



- [] Ranking at each section and finish
- .-.- No data available at this section
- NA No data available



Townsville QLD Professional

Race 4: MITAVITE QTIS Three-Year-Old Handicap - 1300m

23 June 2024 - 14:16



Track Rating: Soft 5, Weather: Fine, Rail Position: +5m 1000m-W/Post, +2m Remainder

Section		Overall	1200m	1000m	800m	600m	400m	Last 600m				
Field Times		1:17.99 (0:09.68)	1:08.31 (0:10.79)	0:57.52 (0:10.94)	0:46.58 (0:11.20)	0:35.38 (0:11.44)	0:23.94 (0:11.63)	0:35.38				
Rank	TAB Horse/Jockey	Barrier	Top Speed [km/h]	Fastest Section					Distance Travelled [m]			
1	4 YELLOWSTONE BETH Tyler Leslight	4	67.1 1200m	0:09.85 Overall	1:17.99 [1] (0:09.85)	1:08.14 [4] (0:10.97)	0:57.17 [5] (0:10.98)	0:46.19 [6] (0:11.21)	0:34.98 [6] (0:11.57)	0:23.41 [6] (0:11.50)	0:34.98	
2	7 WEMYSS Nathan Thomas	2	66.4 1200m	0:09.71 Overall	1:18.10 [2] (0:09.71)	1:08.39 [2] (0:10.94)	0:57.45 [3] (0:10.94)	0:46.51 [3] (0:11.19)	0:35.32 [3] (0:11.50)	0:23.82 [3] (0:11.66)	0:35.32	-10
3	3 ULTIMATE Graham Kliese	7	67.3 1200m	0:09.97 Overall	1:18.12 [3] (0:09.97)	1:08.15 [6] (0:10.86)	0:57.29 [6] (0:10.93)	0:46.36 [5] (0:11.12)	0:35.24 [5] (0:11.58)	0:23.66 [5] (0:11.51)	0:35.24	-8
4	8 WHITE AREDELLE Isabella Teh	6	68.2 1200m	0:09.68 Overall	1:18.16 [4] (0:09.68)	1:08.48 [1] (0:10.79)	0:57.69 [1] (0:10.94)	0:46.75 [1] (0:11.20)	0:35.55 [1] (0:11.44)	0:24.11 [1] (0:11.63)	0:35.55	-8
5	1 CENTRAL PARK Carl Spry	8	66.2 1200m	0:10.15 Overall	1:18.19 [5] (0:10.15)	1:08.04 [8] (0:11.00)	0:57.04 [9] (0:10.91)	0:46.13 [7] (0:11.09)	0:35.04 [7] (0:11.53)	0:23.51 [7] (0:11.43)	0:35.04	-10
6	9 PURPOSE 'N' VISION Lacey Morrison	11	67.2 1000m	0:09.95 Overall	1:18.34 [6] (0:09.95)	1:08.39 [5] (0:11.19)	0:57.20 [8] (0:11.05)	0:46.15 [9] (0:11.18)	0:34.97 [9] (0:11.51)	0:23.46 [9] (0:11.50)	0:34.97	-4
7	2 READY TO PARDON Ryan Wiggins	9	69.7 1200m	0:10.14 Overall	1:18.48 [7] (0:10.14)	1:08.34 [7] (0:10.55)	0:57.79 [4] (0:10.94)	0:46.85 [4] (0:11.10)	0:35.75 [2] (0:11.38)	0:24.37 [2] (0:11.61)	0:35.75	-11
8	6 CRAICARO Frank Edwards	5	67.7 1200m	0:10.22 Overall	1:18.53 [8] (0:10.22)	1:08.31 [9] (0:10.90)	0:57.41 [7] (0:10.99)	0:46.42 [8] (0:11.14)	0:35.28 [8] (0:11.47)	0:23.81 [8] (0:11.42)	0:35.28	-10
9	5 HUNT THE HUNTER Scott Sheargold	10	68.5 1200m	0:09.85 Overall	1:18.88 [9] (0:09.85)	1:09.03 [3] (0:10.74)	0:58.29 [2] (0:10.99)	0:47.30 [2] (0:11.21)	0:36.09 [4] (0:11.52)	0:24.57 [4] (0:11.82)	0:36.09	-5
10	11 THREDBO Chelsea Jokic	3	69.0 1200m	0:10.71 1200m	1:19.31 [10] (0:10.77)	1:08.54 [10] (0:10.71)	0:57.83 [10] (0:10.95)	0:46.88 [10] (0:11.15)	0:35.73 [10] (0:11.37)	0:24.36 [10] (0:11.66)	0:35.73	-8

Scratched: Miss Farstar (#10)

[] Ranking at each section and finish
 -:-:- No data available at this section
 NA No data available

SCN Saddle cloth number
 DNF Did not finish
 DNT Did not track



Townsville QLD Professional

Race 4: MITAVITE QTIS Three-Year-Old Handicap - 1300m

23 June 2024 - 14:16



Track Rating: Soft 5, Weather: Fine, Rail Position: +5m 1000m-W/Post, +2m Remainder

Section				200m				Last 600m	
Field Times				0:12.31				0:35.38	
				(0:12.31)					
Rank	TAB	Horse/Jockey	Barrier	Top Speed [km/h]	Fastest Section	Margin			Distance Travelled [m]
1	4	YELLOWSTONE BETH	4	67.1	0:09.85	0:11.91 [5]	1:17.99		0:34.98
		Tyler Leslight		1200m	Overall	(0:11.91)			
2	7	WEMYSS	2	66.4	0:09.71	0:12.16 [3]	0.66L		0:35.32
		Nathan Thomas		1200m	Overall	(0:12.16)			-10
3	3	ULTIMATE	7	67.3	0:09.97	0:12.15 [4]	0.76L		0:35.24
		Graham Kliese		1200m	Overall	(0:12.15)			-8
4	8	WHITE AREDELLE	6	68.2	0:09.68	0:12.48 [1]	1.03L		0:35.55
		Isabella Teh		1200m	Overall	(0:12.48)			-8
5	1	CENTRAL PARK	8	66.2	0:10.15	0:12.08 [6]	1.22L		0:35.04
		Carl Spry		1200m	Overall	(0:12.08)			-10
6	9	PURPOSE 'N' VISION	11	67.2	0:09.95	0:11.96 [9]	2.11L		0:34.97
		Lacey Morrison		1000m	Overall	(0:11.96)			-4
7	2	READY TO PARDON	9	69.7	0:10.14	0:12.76 [2]	2.91L		0:35.75
		Ryan Wiggins		1200m	Overall	(0:12.76)			-11
8	6	CRAICARO	5	67.7	0:10.22	0:12.39 [8]	3.22L		0:35.28
		Frank Edwards		1200m	Overall	(0:12.39)			-10
9	5	HUNT THE HUNTER	10	68.5	0:09.85	0:12.75 [7]	5.25L		0:36.09
		Scott Sheargold		1200m	Overall	(0:12.75)			-5
10	11	THREDBO	3	69.0	0:10.71	0:12.70 [10]	7.76L		0:35.73
		Chelsea Jokic		1200m	1200m	(0:12.70)			-8

Scratched: Miss Farstar (#10)

[] Ranking at each section and finish
 -:-:- No data available at this section
 NA No data available

SCN Saddle cloth number
 DNF Did not finish
 DNT Did not track



Horse/Jockey Name	Yellowstone Beth
Final Rank	1
Fastest Section Time (Section)	0:09.85 (Overall)
Top Speed [km/h] (Section)	67.1 (1200m)
Race State	Finished



Townsville QLD Professional

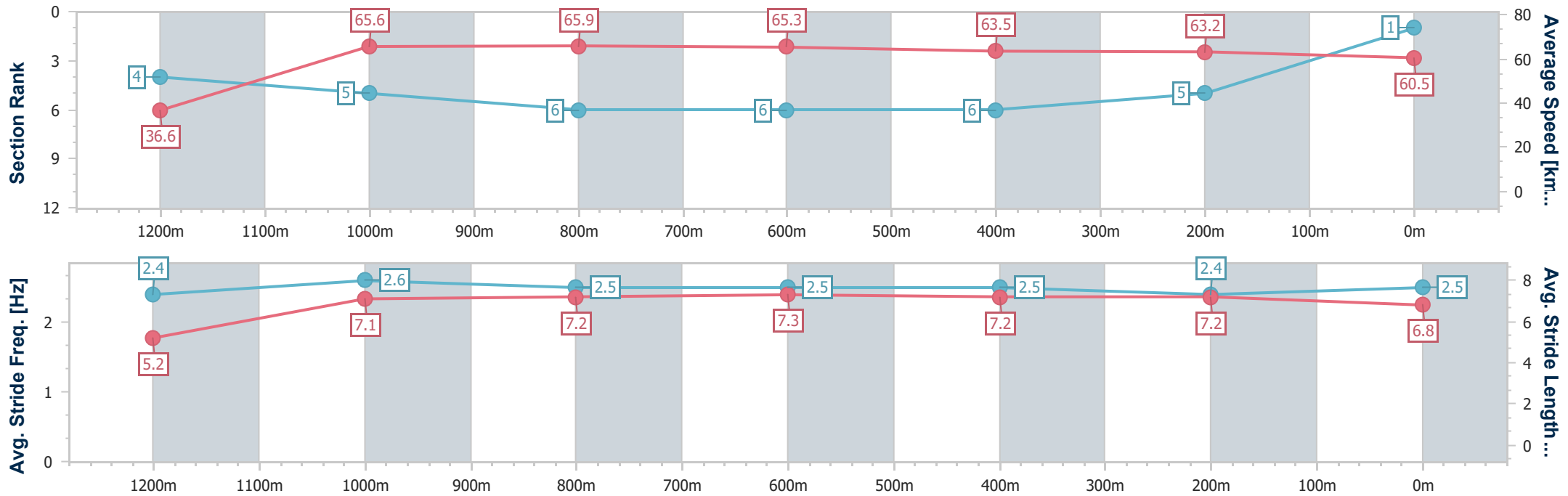
Race 4: MITAVITE QTIS Three-Year-Old Handicap - 1300m

23 June 2024 - 14:16

Track Rating: Soft 5, Weather: Fine, Rail Position: +5m 1000m-
W/Post, +2m Remainder



Section	Overall	1200m	1000m	800m	600m	400m	200m
Section Times	1:17.99 [1] (0:09.85)	1:08.14 [4] (0:10.97)	0:57.17 [5] (0:10.98)	0:46.19 [6] (0:11.21)	0:34.98 [6] (0:11.57)	0:23.41 [6] (0:11.50)	0:11.91 [5] (0:11.91)
Average Speed [km/h]	36.6	65.6	65.9	65.3	63.5	63.2	60.5
Top Speed [km/h]	64.6	67.1	66.6	65.8	64.4	64.0	62.7
Avg. Dist. to Rail [m]	8.1	2.4	1.4	3.2	4.4	6.3	8.6
Avg. Stride Freq. [Hz]	2.4	2.6	2.5	2.5	2.5	2.4	2.5
Avg. Stride Length [m]	5.2	7.1	7.2	7.3	7.2	7.2	6.8



- [] Ranking at each section and finish
- .-.- No data available at this section
- NA No data available



Horse/Jockey Name	Wemyss
Final Rank	2
Fastest Section Time (Section)	0:09.71 (Overall)
Top Speed [km/h] (Section)	66.4 (1200m)
Race State	Finished



Townsville QLD Professional

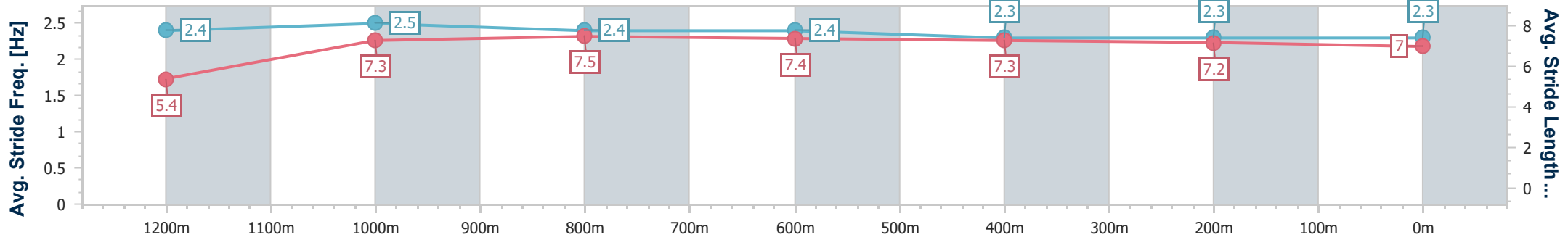
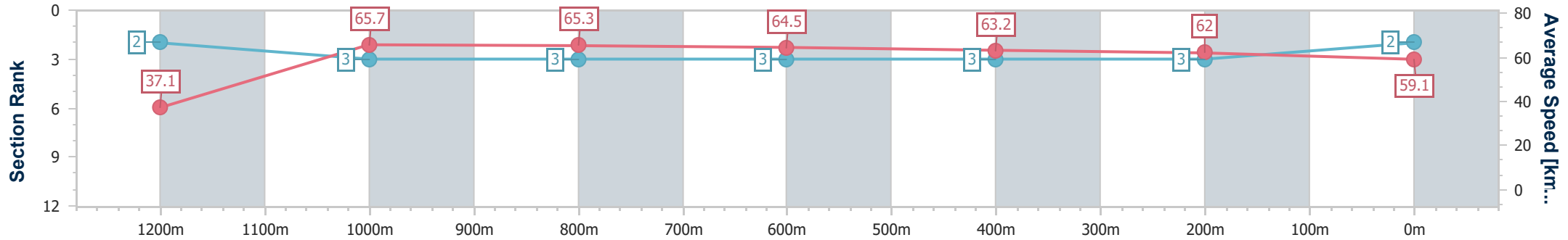
Race 4: MITAVITE QTIS Three-Year-Old Handicap - 1300m

23 June 2024 - 14:16

Track Rating: Soft 5, Weather: Fine, Rail Position: +5m 1000m-
W/Post, +2m Remainder



Section	Overall	1200m	1000m	800m	600m	400m	200m
Section Times	1:18.10 [2] (0:09.71)	1:08.39 [2] (0:10.94)	0:57.45 [3] (0:10.94)	0:46.51 [3] (0:11.19)	0:35.32 [3] (0:11.50)	0:23.82 [3] (0:11.66)	0:12.16 [3] (0:12.16)
Average Speed [km/h]	37.1	65.7	65.3	64.5	63.2	62.0	59.1
Top Speed [km/h]	64.4	66.4	66.2	65.3	64.1	63.4	60.9
Avg. Dist. to Rail [m]	4.3	1.2	1.4	0.6	1.5	4.3	8.0
Avg. Stride Freq. [Hz]	2.4	2.5	2.4	2.4	2.3	2.3	2.3
Avg. Stride Length [m]	5.4	7.3	7.5	7.4	7.3	7.2	7.0



- [] Ranking at each section and finish
- .-.- No data available at this section
- NA No data available



Horse/Jockey Name	Ultimate
Final Rank	3
Fastest Section Time (Section)	0:09.97 (Overall)
Top Speed [km/h] (Section)	67.3 (1200m)
Race State	Finished



Townsville QLD Professional

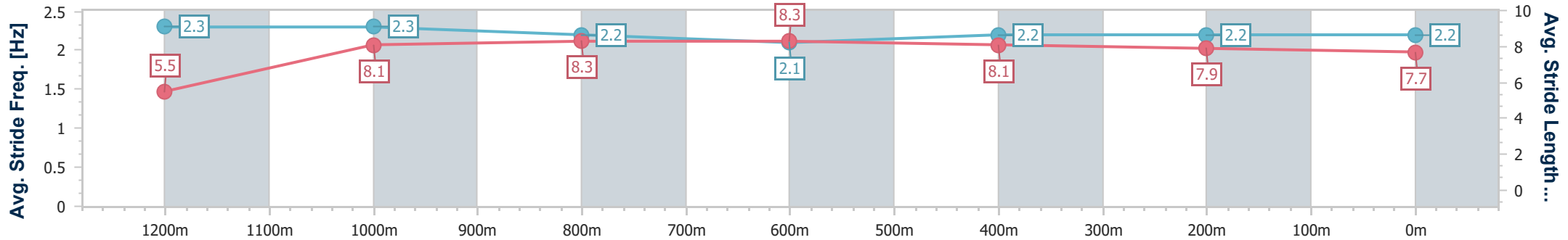
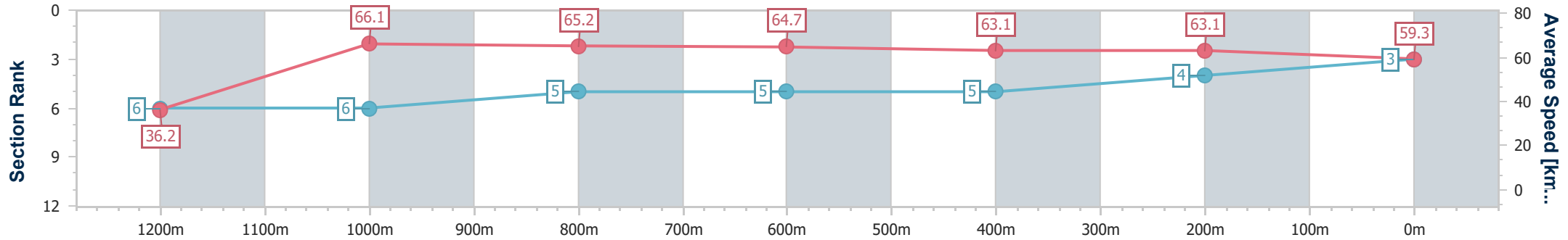
Race 4: MITAVITE QTIS Three-Year-Old Handicap - 1300m

23 June 2024 - 14:16

Track Rating: Soft 5, Weather: Fine, Rail Position: +5m 1000m-
W/Post, +2m Remainder



Section	Overall	1200m	1000m	800m	600m	400m	200m
Section Times	1:18.12 [3] (0:09.97)	1:08.15 [6] (0:10.86)	0:57.29 [6] (0:10.93)	0:46.36 [5] (0:11.12)	0:35.24 [5] (0:11.58)	0:23.66 [5] (0:11.51)	0:12.15 [4] (0:12.15)
Average Speed [km/h]	36.2	66.1	65.2	64.7	63.1	63.1	59.3
Top Speed [km/h]	64.6	67.3	66.4	65.3	63.9	64.7	61.7
Avg. Dist. to Rail [m]	9.5	2.1	1.6	0.4	2.8	6.9	8.8
Avg. Stride Freq. [Hz]	2.3	2.3	2.2	2.1	2.2	2.2	2.2
Avg. Stride Length [m]	5.5	8.1	8.3	8.3	8.1	7.9	7.7



- [] Ranking at each section and finish
- .-.- No data available at this section
- NA No data available



Horse/Jockey Name	White Arendelle
Final Rank	4
Fastest Section Time (Section)	0:09.68 (Overall)
Top Speed [km/h] (Section)	68.2 (1200m)
Race State	Finished



Townsville QLD Professional

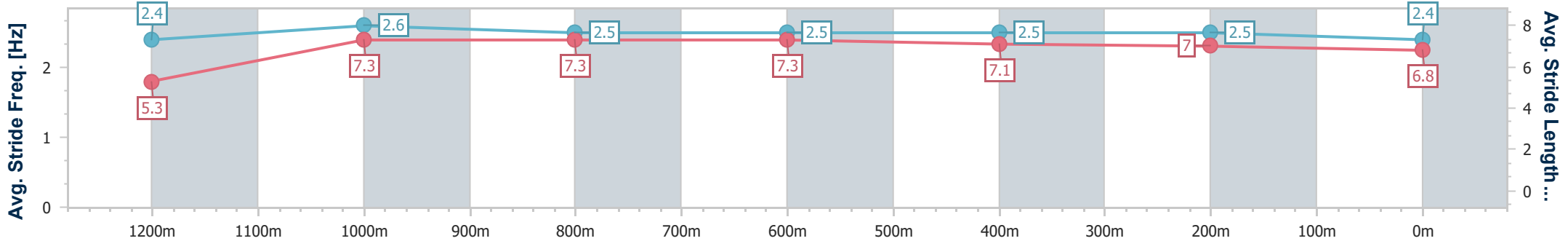
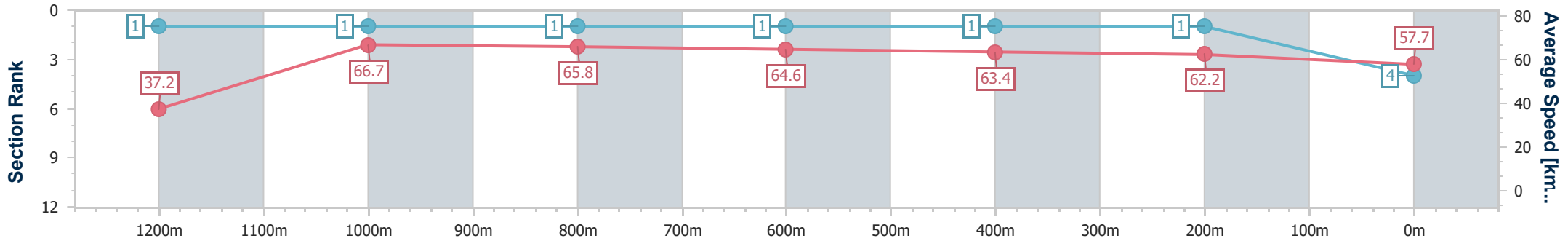
Race 4: MITAVITE QTIS Three-Year-Old Handicap - 1300m

23 June 2024 - 14:16

Track Rating: Soft 5, Weather: Fine, Rail Position: +5m 1000m-
W/Post, +2m Remainder



Section	Overall	1200m	1000m	800m	600m	400m	200m
Section Times	1:18.16 [4] (0:09.68)	1:08.48 [1] (0:10.79)	0:57.69 [1] (0:10.94)	0:46.75 [1] (0:11.20)	0:35.55 [1] (0:11.44)	0:24.11 [1] (0:11.63)	0:12.48 [1] (0:12.48)
Average Speed [km/h]	37.2	66.7	65.8	64.6	63.4	62.2	57.7
Top Speed [km/h]	64.8	68.2	66.7	65.8	64.8	63.3	61.4
Avg. Dist. to Rail [m]	8.3	2.0	1.0	1.2	1.6	2.9	4.4
Avg. Stride Freq. [Hz]	2.4	2.6	2.5	2.5	2.5	2.5	2.4
Avg. Stride Length [m]	5.3	7.3	7.3	7.3	7.1	7.0	6.8



- [] Ranking at each section and finish
- .-.- No data available at this section
- NA No data available



Horse/Jockey Name	Central Park
Final Rank	5
Fastest Section Time (Section)	0:10.15 (Overall)
Top Speed [km/h] (Section)	66.2 (1200m)
Race State	Finished



Townsville QLD Professional

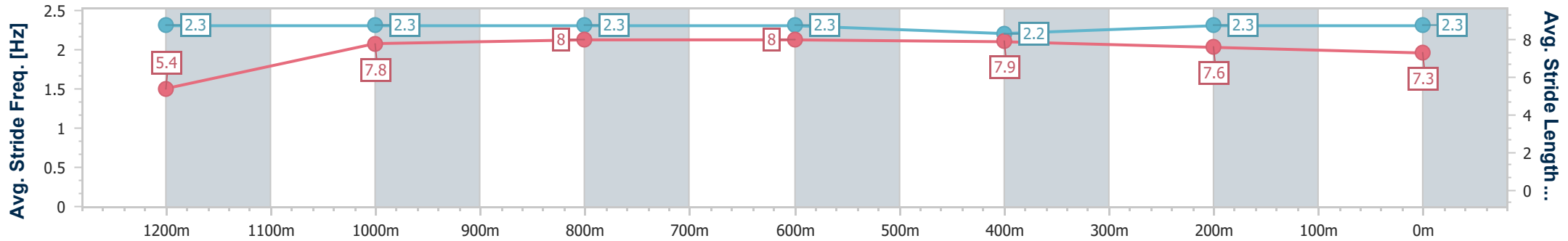
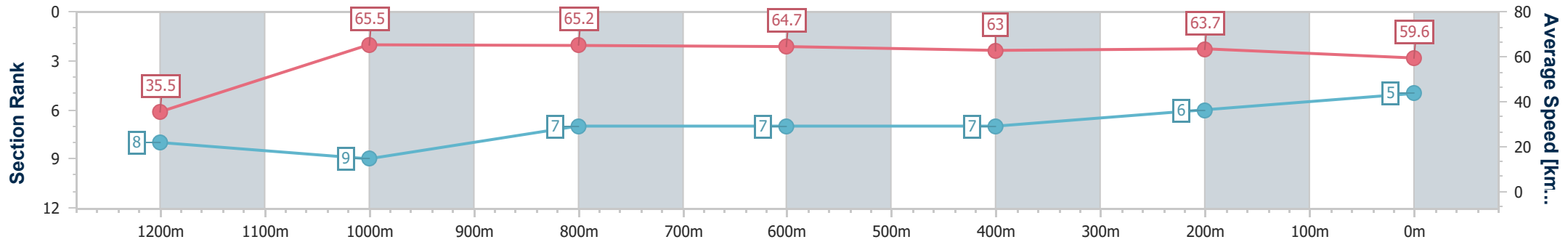
Race 4: MITAVITE QTIS Three-Year-Old Handicap - 1300m

23 June 2024 - 14:16

Track Rating: Soft 5, Weather: Fine, Rail Position: +5m 1000m-
W/Post, +2m Remainder



Section	Overall	1200m	1000m	800m	600m	400m	200m
Section Times	1:18.19 [5] (0:10.15)	1:08.04 [8] (0:11.00)	0:57.04 [9] (0:10.91)	0:46.13 [7] (0:11.09)	0:35.04 [7] (0:11.53)	0:23.51 [7] (0:11.43)	0:12.08 [6] (0:12.08)
Average Speed [km/h]	35.5	65.5	65.2	64.7	63.0	63.7	59.6
Top Speed [km/h]	64.2	66.2	66.1	65.6	64.3	64.4	62.6
Avg. Dist. to Rail [m]	11.2	3.1	2.1	1.0	1.9	7.4	10.1
Avg. Stride Freq. [Hz]	2.3	2.3	2.3	2.3	2.2	2.3	2.3
Avg. Stride Length [m]	5.4	7.8	8.0	8.0	7.9	7.6	7.3



- [] Ranking at each section and finish
- .-.- No data available at this section
- NA No data available



Horse/Jockey Name	Purpose 'N' Vision
Final Rank	6
Fastest Section Time (Section)	0:09.95 (Overall)
Top Speed [km/h] (Section)	67.2 (1000m)
Race State	Finished



Townsville QLD Professional

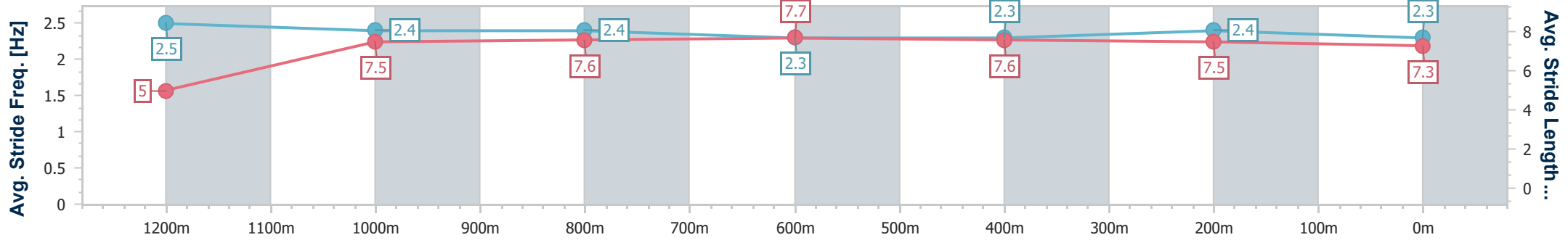
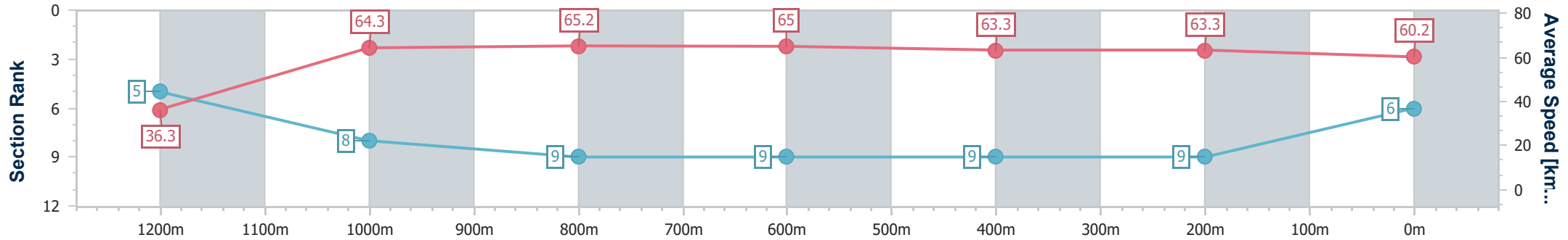
Race 4: MITAVITE QTIS Three-Year-Old Handicap - 1300m

23 June 2024 - 14:16

Track Rating: Soft 5, Weather: Fine, Rail Position: +5m 1000m-
W/Post, +2m Remainder



Section	Overall	1200m	1000m	800m	600m	400m	200m
Section Times	1:18.34 [6] (0:09.95)	1:08.39 [5] (0:11.19)	0:57.20 [8] (0:11.05)	0:46.15 [9] (0:11.18)	0:34.97 [9] (0:11.51)	0:23.46 [9] (0:11.50)	0:11.96 [9] (0:11.96)
Average Speed [km/h]	36.3	64.3	65.2	65.0	63.3	63.3	60.2
Top Speed [km/h]	62.3	67.0	67.2	66.1	64.3	63.9	62.7
Avg. Dist. to Rail [m]	13.6	3.6	0.7	2.0	2.7	6.6	8.5
Avg. Stride Freq. [Hz]	2.5	2.4	2.4	2.3	2.3	2.4	2.3
Avg. Stride Length [m]	5.0	7.5	7.6	7.7	7.6	7.5	7.3



- [] Ranking at each section and finish
- .-.- No data available at this section
- NA No data available



Horse/Jockey Name	Ready To Pardon
Final Rank	7
Fastest Section Time (Section)	0:10.14 (Overall)
Top Speed [km/h] (Section)	69.7 (1200m)
Race State	Finished



Townsville QLD Professional

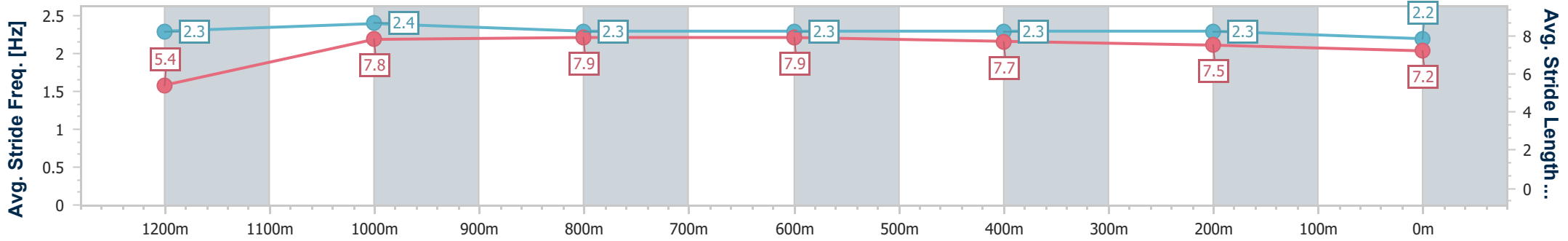
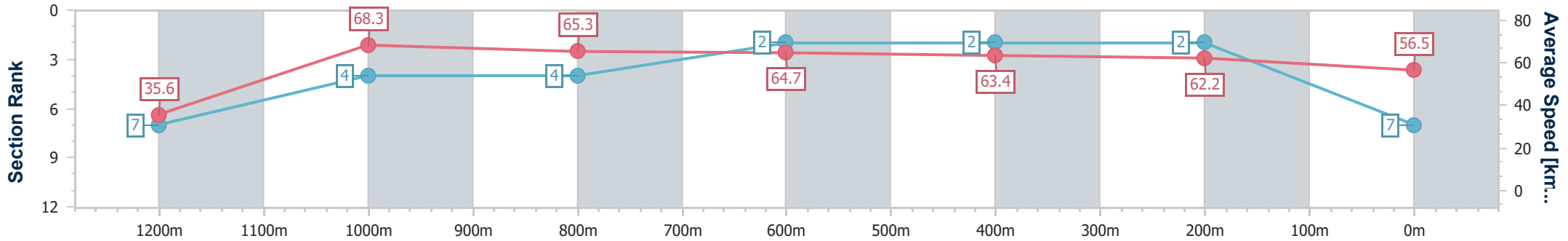
Race 4: MITAVITE QTIS Three-Year-Old Handicap - 1300m

23 June 2024 - 14:16

Track Rating: Soft 5, Weather: Fine, Rail Position: +5m 1000m-
W/Post, +2m Remainder



Section	Overall	1200m	1000m	800m	600m	400m	200m
Section Times	1:18.48 [7] (0:10.14)	1:08.34 [7] (0:10.55)	0:57.79 [4] (0:10.94)	0:46.85 [4] (0:11.10)	0:35.75 [2] (0:11.38)	0:24.37 [2] (0:11.61)	0:12.76 [2] (0:12.76)
Average Speed [km/h]	35.6	68.3	65.3	64.7	63.4	62.2	56.5
Top Speed [km/h]	65.8	69.7	67.4	65.4	64.7	63.3	60.1
Avg. Dist. to Rail [m]	12.6	4.5	1.1	1.0	0.6	2.6	4.5
Avg. Stride Freq. [Hz]	2.3	2.4	2.3	2.3	2.3	2.3	2.2
Avg. Stride Length [m]	5.4	7.8	7.9	7.9	7.7	7.5	7.2



- [] Ranking at each section and finish
- .-.- No data available at this section
- NA No data available



Horse/Jockey Name	Craicaro
Final Rank	8
Fastest Section Time (Section)	0:10.22 (Overall)
Top Speed [km/h] (Section)	67.7 (1200m)
Race State	Finished



Townsville QLD Professional

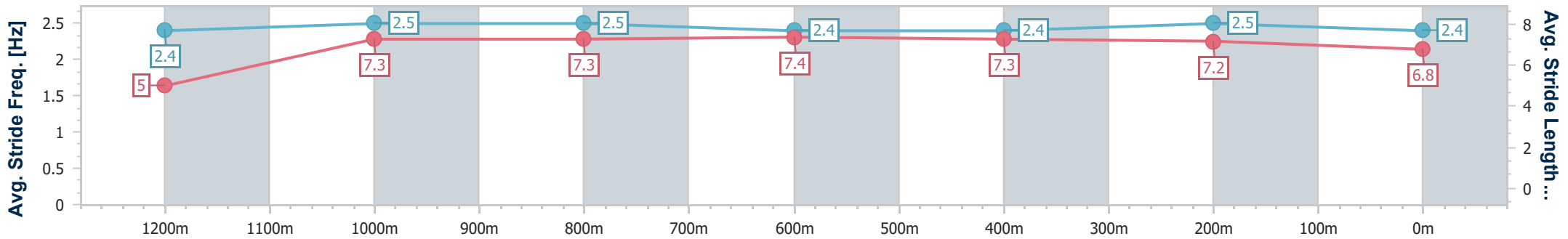
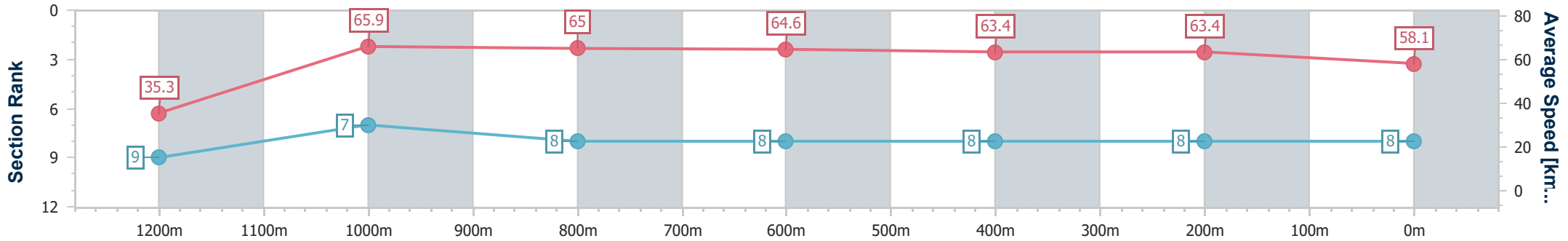
Race 4: MITAVITE QTIS Three-Year-Old Handicap - 1300m

23 June 2024 - 14:16

Track Rating: Soft 5, Weather: Fine, Rail Position: +5m 1000m-
W/Post, +2m Remainder



Section	Overall	1200m	1000m	800m	600m	400m	200m
Section Times	1:18.53 [8] (0:10.22)	1:08.31 [9] (0:10.90)	0:57.41 [7] (0:10.99)	0:46.42 [8] (0:11.14)	0:35.28 [8] (0:11.47)	0:23.81 [8] (0:11.42)	0:12.39 [8] (0:12.39)
Average Speed [km/h]	35.3	65.9	65.0	64.6	63.4	63.4	58.1
Top Speed [km/h]	62.7	67.7	66.6	65.9	65.4	64.7	62.9
Avg. Dist. to Rail [m]	8.5	2.1	1.5	0.3	1.7	3.2	3.8
Avg. Stride Freq. [Hz]	2.4	2.5	2.5	2.4	2.4	2.5	2.4
Avg. Stride Length [m]	5.0	7.3	7.3	7.4	7.3	7.2	6.8



- [] Ranking at each section and finish
- .-.- No data available at this section
- NA No data available



Horse/Jockey Name	Hunt The Hunter
Final Rank	9
Fastest Section Time (Section)	0:09.85 (Overall)
Top Speed [km/h] (Section)	68.5 (1200m)
Race State	Finished



Townsville QLD Professional

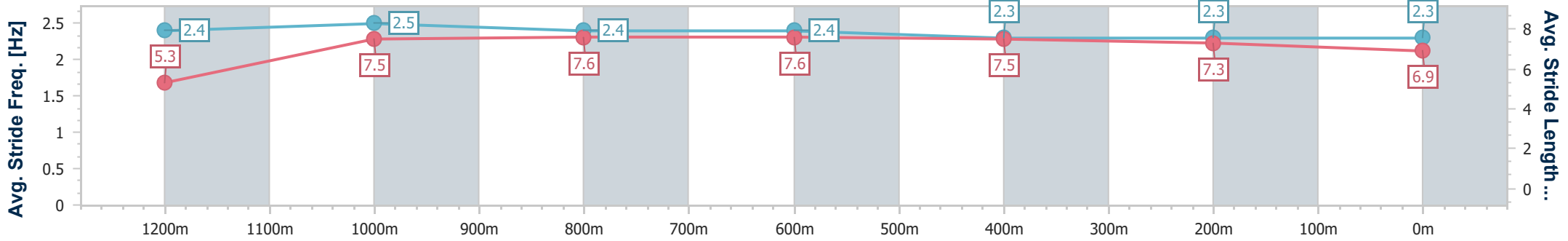
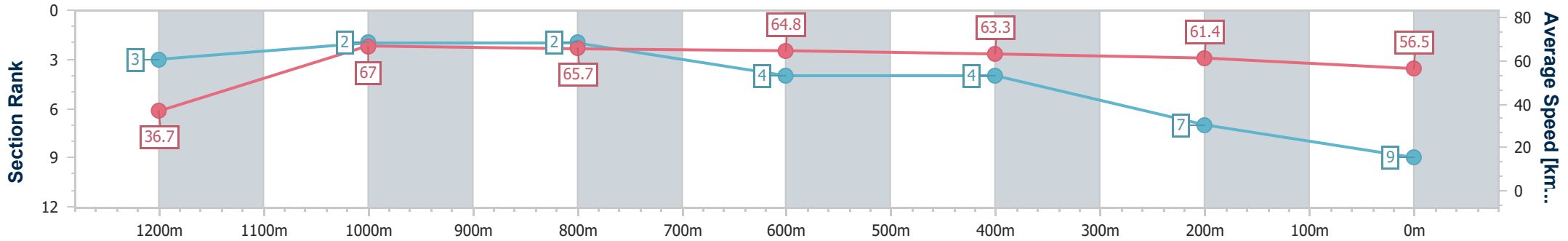
Race 4: MITAVITE QTIS Three-Year-Old Handicap - 1300m

23 June 2024 - 14:16

Track Rating: Soft 5, Weather: Fine, Rail Position: +5m 1000m-
W/Post, +2m Remainder



Section	Overall	1200m	1000m	800m	600m	400m	200m
Section Times	1:18.88 [9] (0:09.85)	1:09.03 [3] (0:10.74)	0:58.29 [2] (0:10.99)	0:47.30 [2] (0:11.21)	0:36.09 [4] (0:11.52)	0:24.57 [4] (0:11.82)	0:12.75 [7] (0:12.75)
Average Speed [km/h]	36.7	67.0	65.7	64.8	63.3	61.4	56.5
Top Speed [km/h]	64.4	68.5	67.5	66.7	64.9	63.5	60.1
Avg. Dist. to Rail [m]	11.2	4.0	0.8	1.9	2.2	5.6	6.7
Avg. Stride Freq. [Hz]	2.4	2.5	2.4	2.4	2.3	2.3	2.3
Avg. Stride Length [m]	5.3	7.5	7.6	7.6	7.5	7.3	6.9



- [] Ranking at each section and finish
- .-.- No data available at this section
- NA No data available



Horse/Jockey Name	Thredbo
Final Rank	10
Fastest Section Time (Section)	0:10.71 (1200m)
Top Speed [km/h] (Section)	69.0 (1200m)
Race State	Finished



Townsville QLD Professional

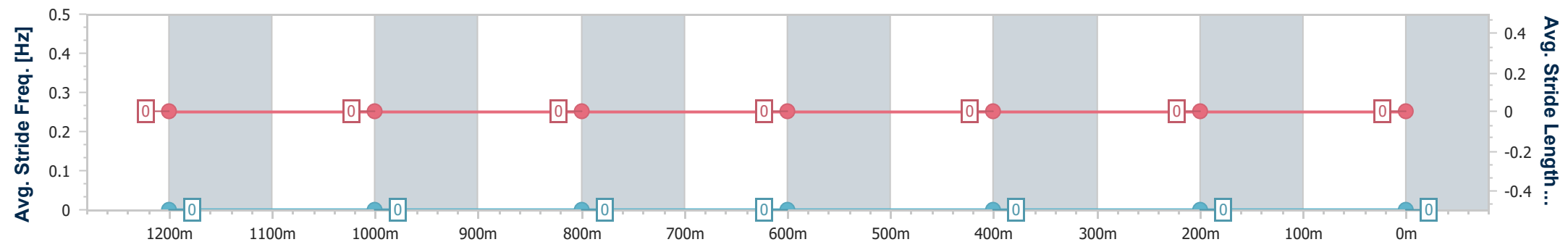
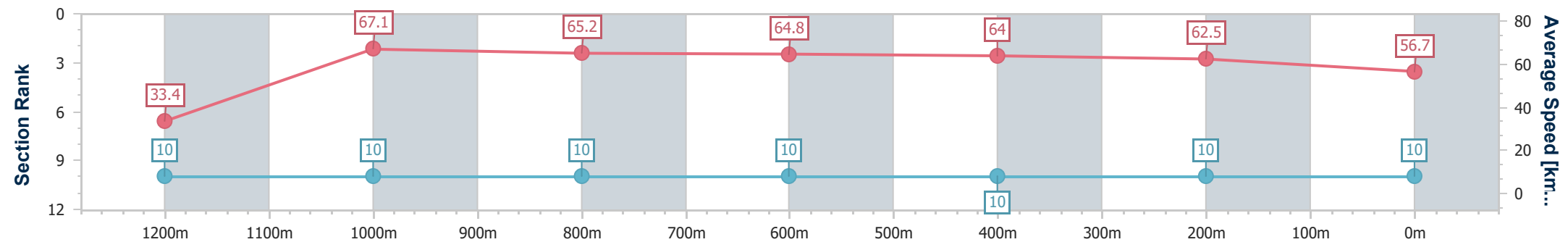
Race 4: MITAVITE QTIS Three-Year-Old Handicap - 1300m

23 June 2024 - 14:16

Track Rating: Soft 5, Weather: Fine, Rail Position: +5m 1000m-W/Post, +2m Remainder



Section	Overall	1200m	1000m	800m	600m	400m	200m							
Section Times	1:19.31 [10] (0:10.77)	1:08.54 [10] (0:10.71)	0:57.83 [10] (0:10.95)	0:46.88 [10] (0:11.15)	0:35.73 [10] (0:11.37)	0:24.36 [10] (0:11.66)	0:12.70 [10] (0:12.70)							
Average Speed [km/h]	33.4	67.1	65.2	64.8	64.0	62.5	56.7							
Top Speed [km/h]	64.0	69.0	66.9	65.5	64.9	64.6	60.8							
Avg. Dist. to Rail [m]	7.0	2.0	1.3	0.3	2.2	7.5	9.5							
Avg. Stride Freq. [Hz]	--	--	--	--	--	--	--							
Avg. Stride Length [m]	--	--	--	--	--	--	--							



- [] Ranking at each section and finish
- No data available at this section
- NA No data available



Townsville QLD Professional

Race 5: CORONA BENCHMARK 58 Handicap - 1000m

23 June 2024 - 14:49



Track Rating: Soft 5, Weather: Fine, Rail Position: +5m 1000m-W/Post, +2m Remainder

Section										Last 600m			
Field Times		Overall	800m	600m	400m	200m							
		0:56.75 (0:12.44)	0:44.31 (0:10.24)	0:34.07 (0:10.89)	0:23.18 (0:11.47)	0:11.71 (0:11.71)	0:34.07						
Rank	TAB	Horse/Jockey	Barrier	Top Speed [km/h]	Fastest Section						Margin	Distance Travelled [m]	
1	5	CAVENTE Nathan Thomas	8	71.2	0:10.19	0:56.75 [1] (0:12.74)	0:44.01 [6] (0:10.19)	0:33.82 [4] (0:10.85)	0:22.97 [4] (0:11.28)	0:11.69 [3] (0:11.69)	0:56.75	0:33.82	
2	3	YAMABUSHI Jackson Murphy	4	72.5	0:10.29	0:57.18 [2] (0:12.89)	0:44.29 [9] (0:10.29)	0:34.00 [9] (0:10.99)	0:23.01 [8] (0:11.10)	0:11.91 [6] (0:11.91)	2.54L	0:34.00	-8
3	9	WICKLOW LASS Denicious Smith	5	72.9	0:10.20	0:57.21 [3] (0:12.58)	0:44.63 [2] (0:10.20)	0:34.43 [2] (0:10.91)	0:23.52 [2] (0:11.38)	0:12.14 [4] (0:12.14)	2.71L	0:34.43	-4
4	6	HIT SNOOZE Lacey Morrison	9	72.3	0:10.34	0:57.22 [4] (0:12.75)	0:44.47 [7] (0:10.34)	0:34.13 [8] (0:10.99)	0:23.14 [7] (0:11.23)	0:11.91 [7] (0:11.91)	2.8L	0:34.13	-2
5	2	FLYING SHAMUS Chelsea Jokic	10	72.9	0:10.27	0:57.33 [5] (0:12.70)	0:44.63 [5] (0:10.27)	0:34.36 [5] (0:10.94)	0:23.42 [5] (0:11.30)	0:12.12 [5] (0:12.12)	3.45L	0:34.36	+2
6	11	DAWN STRIKE Scott Sheargold	11	72.2	0:10.27	0:57.47 [6] (0:12.94)	0:44.53 [10] (0:10.27)	0:34.26 [10] (0:11.02)	0:23.24 [10] (0:11.21)	0:12.03 [10] (0:12.03)	4.26L	0:34.26	-4
7	8	EXSENSIBLE Tyler Leslight	3	72.4	0:10.21	0:57.51 [7] (0:12.68)	0:44.83 [4] (0:10.21)	0:34.62 [3] (0:10.83)	0:23.79 [3] (0:11.32)	0:12.47 [2] (0:12.47)	4.52L	0:34.62	-10
8	10	WINNING SAGA Graham Kliese	7	72.5	0:10.23	0:57.68 [8] (0:12.83)	0:44.85 [8] (0:10.23)	0:34.62 [7] (0:11.13)	0:23.49 [9] (0:11.23)	0:12.26 [9] (0:12.26)	5.49L	0:34.62	-5
9	1	LOBURN LASS Nathan Day	2	71.2	0:10.43	0:58.08 [9] (0:12.60)	0:45.48 [3] (0:10.43)	0:35.05 [6] (0:10.94)	0:24.11 [6] (0:11.39)	0:12.72 [8] (0:12.72)	7.83L	0:35.05	-8
10	4	MIDAS STAR Carl Spry	6	71.1	0:10.24	0:58.27 [10] (0:12.44)	0:45.83 [1] (0:10.24)	0:35.59 [1] (0:10.89)	0:24.70 [1] (0:11.47)	0:13.23 [1] (0:13.23)	8.95L	0:35.59	-3

Scratched: Flaming Homer (#7)

[] Ranking at each section and finish
 -:-:- No data available at this section
 NA No data available

SCN Saddle cloth number
 DNF Did not finish
 DNT Did not track



Horse/Jockey Name	Cavente
Final Rank	1
Fastest Section Time (Section)	0:10.19 (800m)
Top Speed [km/h] (Section)	71.2 (Overall)
Race State	Finished



Townsville QLD Professional

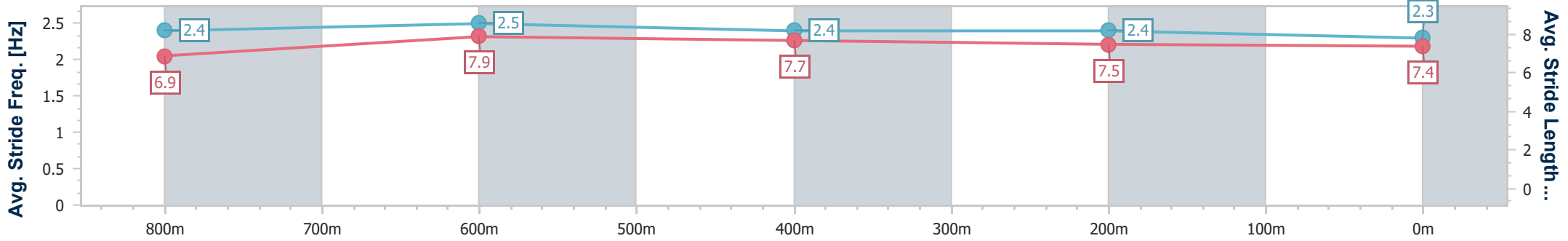
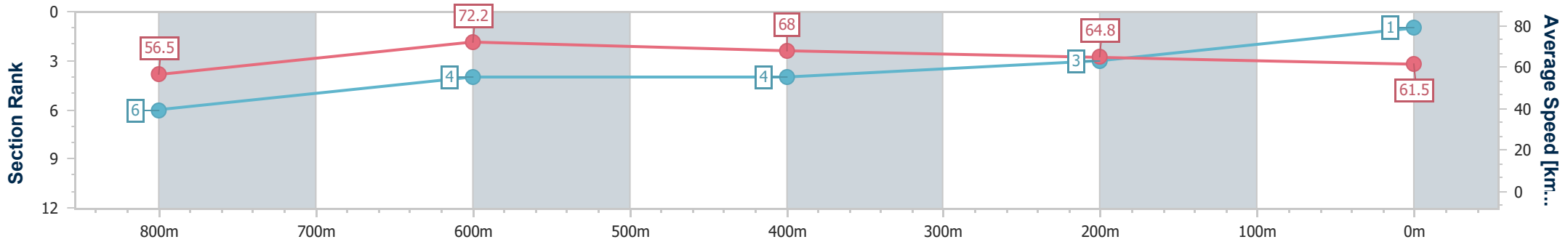
Race 5: CORONA BENCHMARK 58 Handicap - 1000m

23 June 2024 - 14:49

Track Rating: Soft 5, Weather: Fine, Rail Position: +5m 1000m-
W/Post, +2m Remainder



Section	Overall	800m	600m	400m	200m
Section Times	0:56.75 [1] (0:12.74)	0:44.01 [6] (0:10.19)	0:33.82 [4] (0:10.85)	0:22.97 [4] (0:11.28)	0:11.69 [3] (0:11.69)
Average Speed [km/h]	56.5	72.2	68.0	64.8	61.5
Top Speed [km/h]	71.2	70.2	70.1	66.6	65.3
Avg. Dist. to Rail [m]	5.5	5.1	5.6	7.4	6.6
Avg. Stride Freq. [Hz]	2.4	2.5	2.4	2.4	2.3
Avg. Stride Length [m]	6.9	7.9	7.7	7.5	7.4



- [] Ranking at each section and finish
- .-.- No data available at this section
- NA No data available



Horse/Jockey Name	Yamabushi
Final Rank	2
Fastest Section Time (Section)	0:10.29 (800m)
Top Speed [km/h] (Section)	72.5 (800m)
Race State	Finished



Townsville QLD Professional

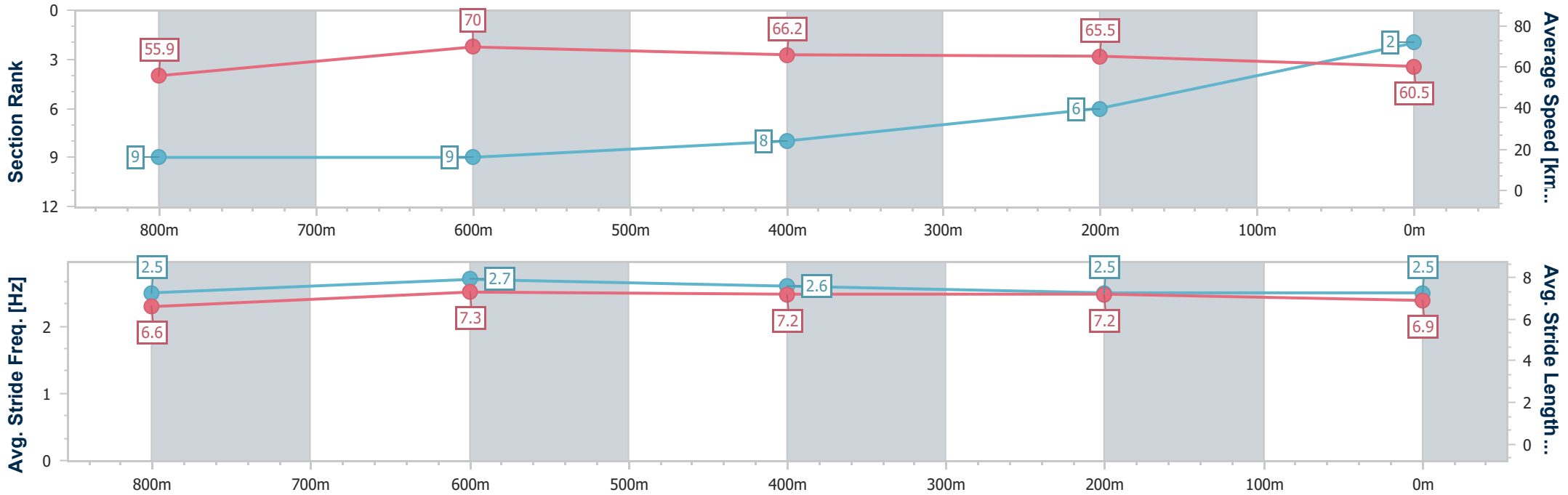
Race 5: CORONA BENCHMARK 58 Handicap - 1000m

23 June 2024 - 14:49

Track Rating: Soft 5, Weather: Fine, Rail Position: +5m 1000m-
W/Post, +2m Remainder



Section	Overall	800m	600m	400m	200m
Section Times	0:57.18 [2] (0:12.89)	0:44.29 [9] (0:10.29)	0:34.00 [9] (0:10.99)	0:23.01 [8] (0:11.10)	0:11.91 [6] (0:11.91)
Average Speed [km/h]	55.9	70.0	66.2	65.5	60.5
Top Speed [km/h]	71.3	72.5	68.5	67.0	64.2
Avg. Dist. to Rail [m]	2.1	0.5	1.9	5.7	4.3
Avg. Stride Freq. [Hz]	2.5	2.7	2.6	2.5	2.5
Avg. Stride Length [m]	6.6	7.3	7.2	7.2	6.9



- [] Ranking at each section and finish
- .-.- No data available at this section
- NA No data available



Horse/Jockey Name	Wicklow Lass
Final Rank	3
Fastest Section Time (Section)	0:10.20 (800m)
Top Speed [km/h] (Section)	72.9 (800m)
Race State	Finished



Townsville QLD Professional

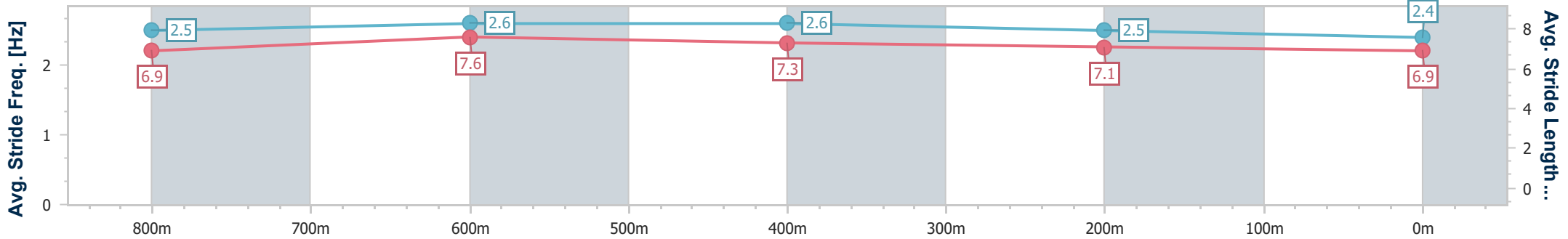
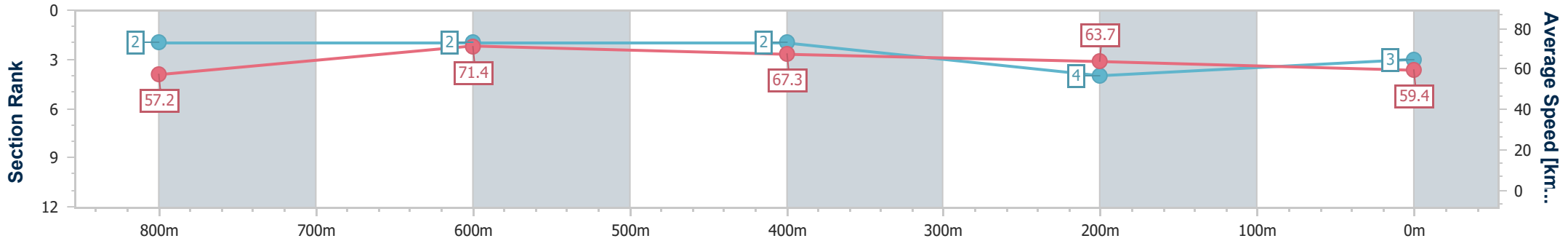
Race 5: CORONA BENCHMARK 58 Handicap - 1000m

23 June 2024 - 14:49

Track Rating: Soft 5, Weather: Fine, Rail Position: +5m 1000m-
W/Post, +2m Remainder



Section	Overall	800m	600m	400m	200m
Section Times	0:57.21 [3] (0:12.58)	0:44.63 [2] (0:10.20)	0:34.43 [2] (0:10.91)	0:23.52 [2] (0:11.38)	0:12.14 [4] (0:12.14)
Average Speed [km/h]	57.2	71.4	67.3	63.7	59.4
Top Speed [km/h]	72.4	72.9	70.2	65.4	62.5
Avg. Dist. to Rail [m]	3.4	3.0	4.0	5.1	6.2
Avg. Stride Freq. [Hz]	2.5	2.6	2.6	2.5	2.4
Avg. Stride Length [m]	6.9	7.6	7.3	7.1	6.9



- [] Ranking at each section and finish
- .-.- No data available at this section
- NA No data available



Horse/Jockey Name	Hit Snooze
Final Rank	4
Fastest Section Time (Section)	0:10.34 (800m)
Top Speed [km/h] (Section)	72.3 (800m)
Race State	Finished



Townsville QLD Professional

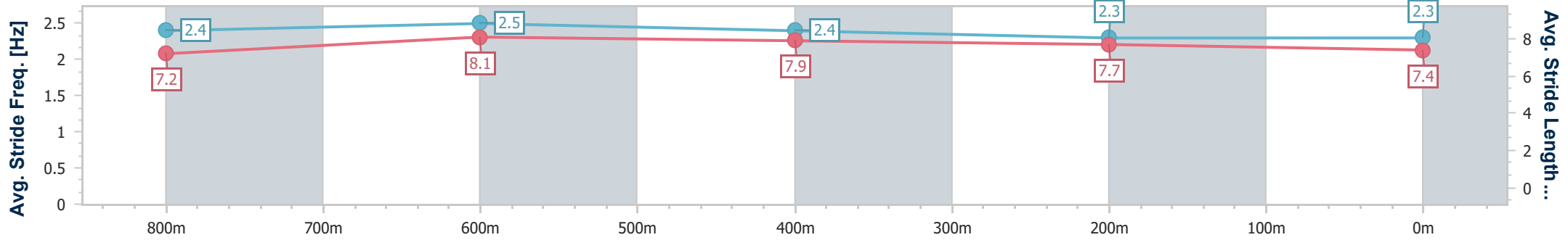
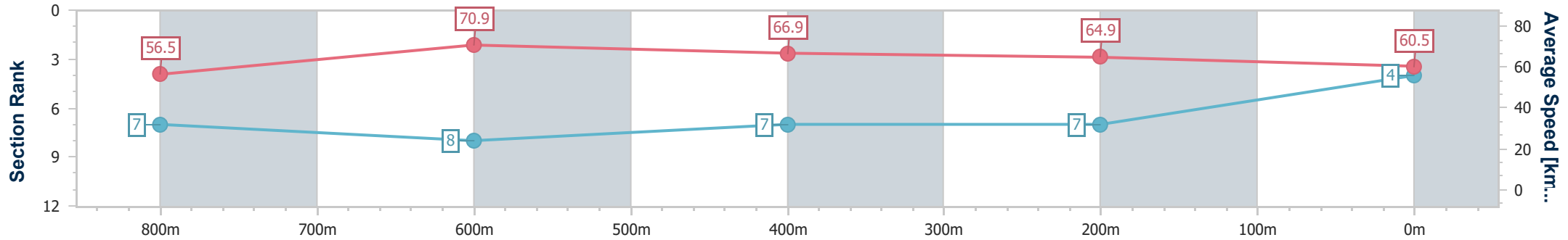
Race 5: CORONA BENCHMARK 58 Handicap - 1000m

23 June 2024 - 14:49

Track Rating: Soft 5, Weather: Fine, Rail Position: +5m 1000m-
W/Post, +2m Remainder



Section	Overall	800m	600m	400m	200m
Section Times	0:57.22 [4] (0:12.75)	0:44.47 [7] (0:10.34)	0:34.13 [8] (0:10.99)	0:23.14 [7] (0:11.23)	0:11.91 [7] (0:11.91)
Average Speed [km/h]	56.5	70.9	66.9	64.9	60.5
Top Speed [km/h]	70.8	72.3	70.2	66.0	63.2
Avg. Dist. to Rail [m]	6.6	4.1	4.7	6.9	7.7
Avg. Stride Freq. [Hz]	2.4	2.5	2.4	2.3	2.3
Avg. Stride Length [m]	7.2	8.1	7.9	7.7	7.4



- [] Ranking at each section and finish
- .-.- No data available at this section
- NA No data available



Horse/Jockey Name	Flying Shamus
Final Rank	5
Fastest Section Time (Section)	0:10.27 (800m)
Top Speed [km/h] (Section)	72.9 (800m)
Race State	Finished



Townsville QLD Professional

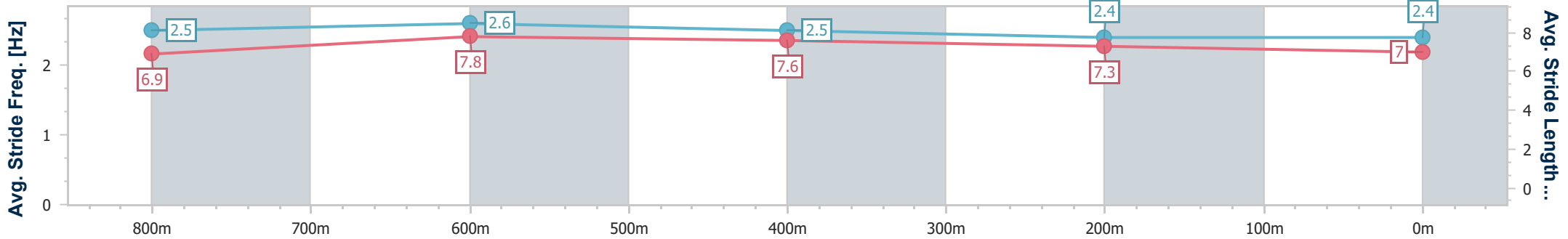
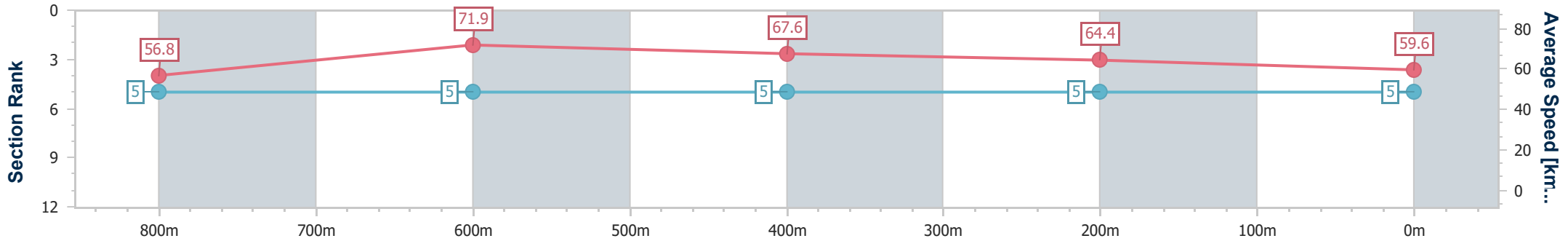
Race 5: CORONA BENCHMARK 58 Handicap - 1000m

23 June 2024 - 14:49

Track Rating: Soft 5, Weather: Fine, Rail Position: +5m 1000m-
W/Post, +2m Remainder



Section	Overall	800m	600m	400m	200m
Section Times	0:57.33 [5] (0:12.70)	0:44.63 [5] (0:10.27)	0:34.36 [5] (0:10.94)	0:23.42 [5] (0:11.30)	0:12.12 [5] (0:12.12)
Average Speed [km/h]	56.8	71.9	67.6	64.4	59.6
Top Speed [km/h]	72.5	72.9	70.2	66.1	62.7
Avg. Dist. to Rail [m]	9.1	6.6	5.7	6.5	6.9
Avg. Stride Freq. [Hz]	2.5	2.6	2.5	2.4	2.4
Avg. Stride Length [m]	6.9	7.8	7.6	7.3	7.0



- [] Ranking at each section and finish
- .-.- No data available at this section
- NA No data available



Horse/Jockey Name	Dawn Strike
Final Rank	6
Fastest Section Time (Section)	0:10.27 (800m)
Top Speed [km/h] (Section)	72.2 (800m)
Race State	Finished



Townsville QLD Professional

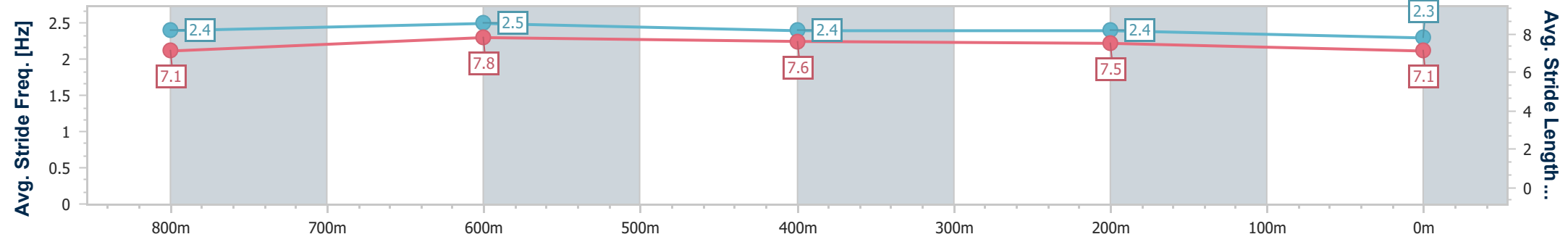
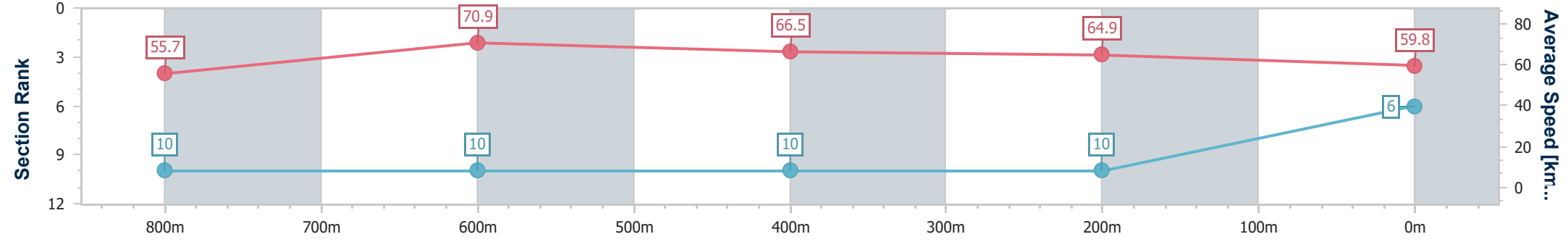
Race 5: CORONA BENCHMARK 58 Handicap - 1000m

23 June 2024 - 14:49

Track Rating: Soft 5, Weather: Fine, Rail Position: +5m 1000m-W/Post, +2m Remainder



Section	Overall	800m	600m	400m	200m
Section Times	0:57.47 [6] (0:12.94)	0:44.53 [10] (0:10.27)	0:34.26 [10] (0:11.02)	0:23.24 [10] (0:11.21)	0:12.03 [10] (0:12.03)
Average Speed [km/h]	55.7	70.9	66.5	64.9	59.8
Top Speed [km/h]	70.5	72.2	69.0	65.9	64.9
Avg. Dist. to Rail [m]	6.5	2.5	3.9	4.5	4.3
Avg. Stride Freq. [Hz]	2.4	2.5	2.4	2.4	2.3
Avg. Stride Length [m]	7.1	7.8	7.6	7.5	7.1



- [] Ranking at each section and finish
- .-.- No data available at this section
- NA No data available



Horse/Jockey Name	Exsensible
Final Rank	7
Fastest Section Time (Section)	0:10.21 (800m)
Top Speed [km/h] (Section)	72.4 (800m)
Race State	Finished



Townsville QLD Professional

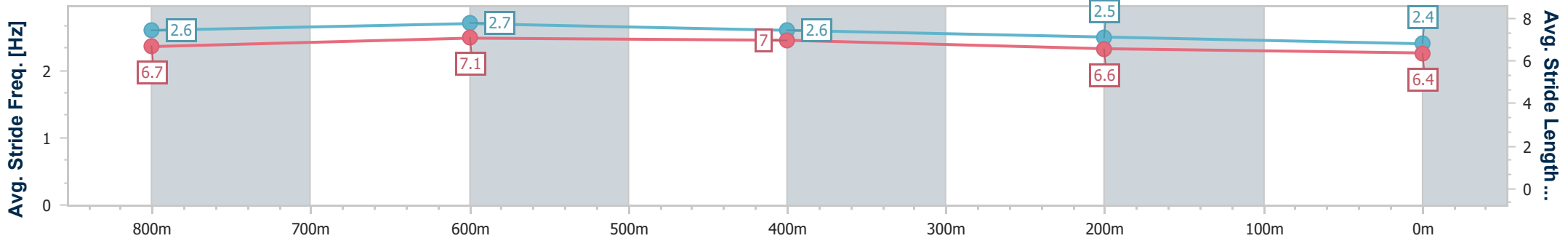
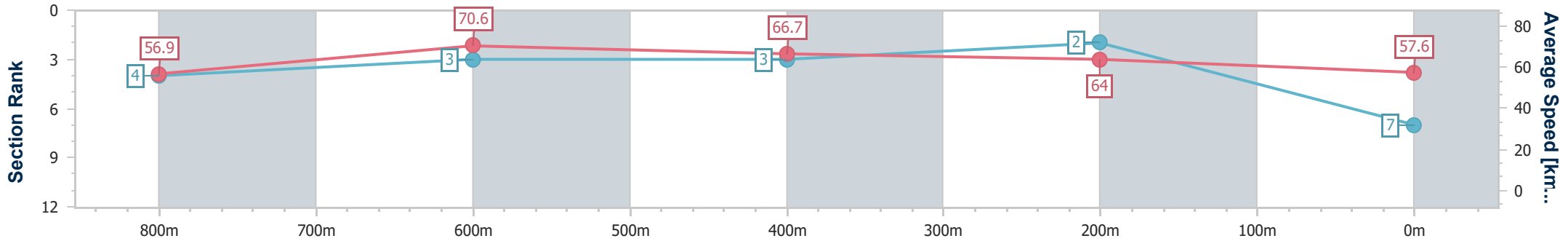
Race 5: CORONA BENCHMARK 58 Handicap - 1000m

23 June 2024 - 14:49

Track Rating: Soft 5, Weather: Fine, Rail Position: +5m 1000m-
W/Post, +2m Remainder



Section	Overall	800m	600m	400m	200m
Section Times	0:57.51 [7] (0:12.68)	0:44.83 [4] (0:10.21)	0:34.62 [3] (0:10.83)	0:23.79 [3] (0:11.32)	0:12.47 [2] (0:12.47)
Average Speed [km/h]	56.9	70.6	66.7	64.0	57.6
Top Speed [km/h]	71.5	72.4	69.1	65.5	61.5
Avg. Dist. to Rail [m]	2.6	0.8	0.8	4.2	5.4
Avg. Stride Freq. [Hz]	2.6	2.7	2.6	2.5	2.4
Avg. Stride Length [m]	6.7	7.1	7.0	6.6	6.4



- [] Ranking at each section and finish
- .-.- No data available at this section
- NA No data available



Horse/Jockey Name	Winning Saga
Final Rank	8
Fastest Section Time (Section)	0:10.23 (800m)
Top Speed [km/h] (Section)	72.5 (800m)
Race State	Finished



Townsville QLD Professional

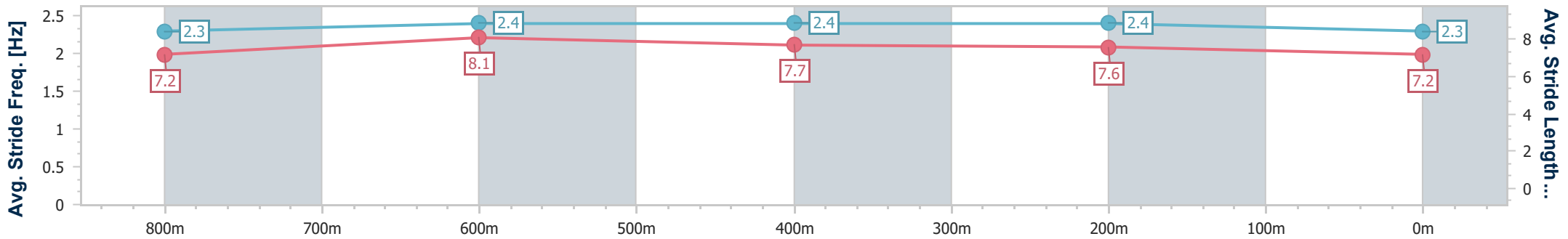
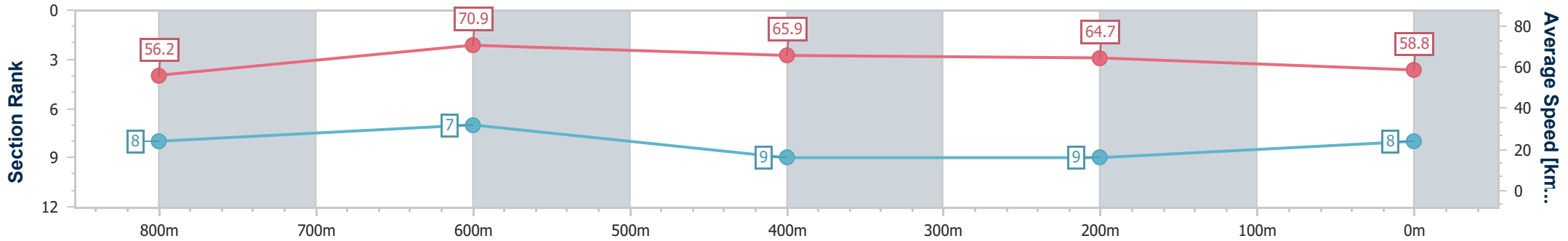
Race 5: CORONA BENCHMARK 58 Handicap - 1000m

23 June 2024 - 14:49

Track Rating: Soft 5, Weather: Fine, Rail Position: +5m 1000m-
W/Post, +2m Remainder



Section	Overall	800m	600m	400m	200m
Section Times	0:57.68 [8] (0:12.83)	0:44.85 [8] (0:10.23)	0:34.62 [7] (0:11.13)	0:23.49 [9] (0:11.23)	0:12.26 [9] (0:12.26)
Average Speed [km/h]	56.2	70.9	65.9	64.7	58.8
Top Speed [km/h]	71.7	72.5	68.8	65.9	62.4
Avg. Dist. to Rail [m]	3.6	2.1	3.8	4.2	3.2
Avg. Stride Freq. [Hz]	2.3	2.4	2.4	2.4	2.3
Avg. Stride Length [m]	7.2	8.1	7.7	7.6	7.2



- [] Ranking at each section and finish
- .-.- No data available at this section
- NA No data available



Horse/Jockey Name	Loburn Lass
Final Rank	9
Fastest Section Time (Section)	0:10.43 (800m)
Top Speed [km/h] (Section)	71.2 (800m)
Race State	Finished



Townsville QLD Professional

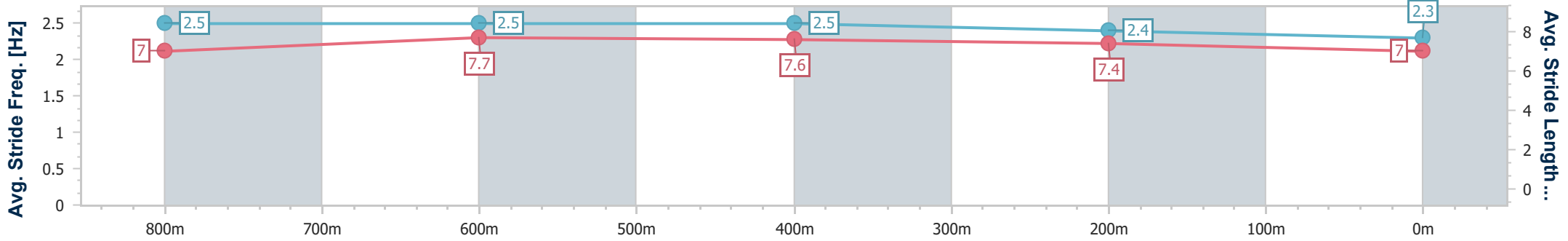
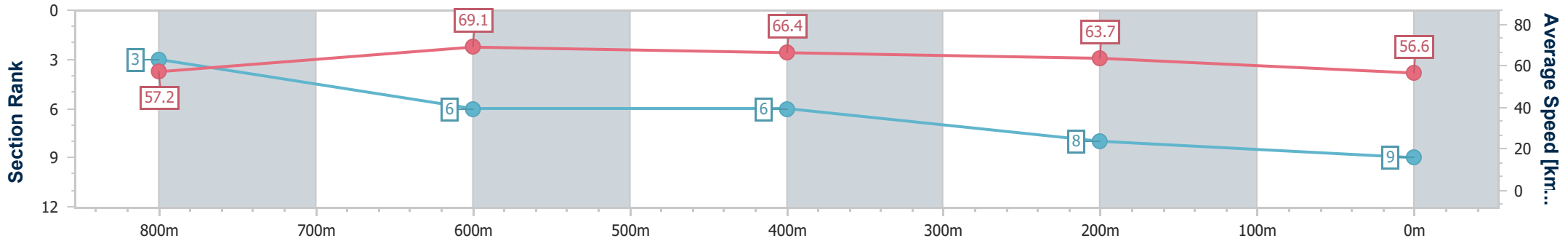
Race 5: CORONA BENCHMARK 58 Handicap - 1000m

23 June 2024 - 14:49

Track Rating: Soft 5, Weather: Fine, Rail Position: +5m 1000m-
W/Post, +2m Remainder



Section	Overall	800m	600m	400m	200m
Section Times	0:58.08 [9] (0:12.60)	0:45.48 [3] (0:10.43)	0:35.05 [6] (0:10.94)	0:24.11 [6] (0:11.39)	0:12.72 [8] (0:12.72)
Average Speed [km/h]	57.2	69.1	66.4	63.7	56.6
Top Speed [km/h]	70.1	71.2	68.3	65.1	61.9
Avg. Dist. to Rail [m]	1.4	0.6	1.9	3.9	4.2
Avg. Stride Freq. [Hz]	2.5	2.5	2.5	2.4	2.3
Avg. Stride Length [m]	7.0	7.7	7.6	7.4	7.0



- [] Ranking at each section and finish
- .-.- No data available at this section
- NA No data available



Horse/Jockey Name	Midas Star
Final Rank	10
Fastest Section Time (Section)	0:10.24 (800m)
Top Speed [km/h] (Section)	71.1 (Overall)
Race State	Finished



Townsville QLD Professional

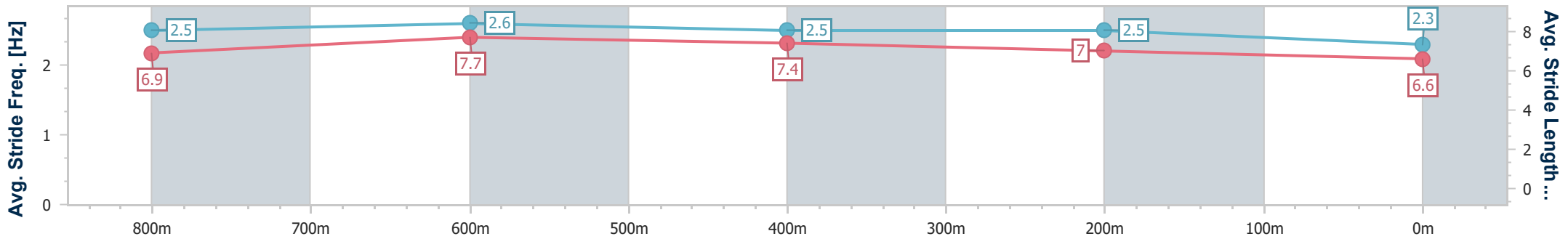
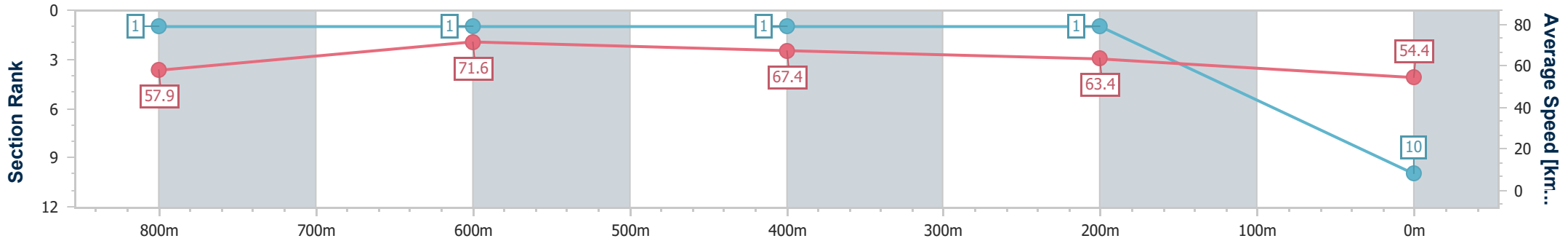
Race 5: CORONA BENCHMARK 58 Handicap - 1000m

23 June 2024 - 14:49

Track Rating: Soft 5, Weather: Fine, Rail Position: +5m 1000m-
W/Post, +2m Remainder



Section	Overall	800m	600m	400m	200m
Section Times	0:58.27 [10] (0:12.44)	0:45.83 [1] (0:10.24)	0:35.59 [1] (0:10.89)	0:24.70 [1] (0:11.47)	0:13.23 [1] (0:13.23)
Average Speed [km/h]	57.9	71.6	67.4	63.4	54.4
Top Speed [km/h]	71.1	69.5	70.4	65.8	60.6
Avg. Dist. to Rail [m]	4.6	4.2	4.0	5.4	6.0
Avg. Stride Freq. [Hz]	2.5	2.6	2.5	2.5	2.3
Avg. Stride Length [m]	6.9	7.7	7.4	7.0	6.6



- [] Ranking at each section and finish
- .-.- No data available at this section
- NA No data available



Townsville QLD Professional

Race 6: GREAT NORTHERN BENCHMARK 58 Handicap - 1000m

23 June 2024 - 15:24



Track Rating: Soft 5, Weather: Fine, Rail Position: +5m 1000m-W/Post, +2m Remainder

Section											Last 600m	
Field Times		Overall	800m	600m	400m	200m						0:33.64
		(0:12.56)	(0:10.08)	(0:10.63)	(0:11.30)	(0:11.71)						
Rank	TAB	Horse/Jockey	Barrier	Top Speed [km/h]	Fastest Section						Margin	Distance Travelled [m]
1	8	LADY DAMUS	3	72.5	0:10.24	0:56.28 [1]	0:43.55 [5]	0:33.31 [5]	0:22.70 [4]	0:11.57 [3]	0:56.28	0:33.31
		Ryan Wiggins		800m	800m	(0:12.73)	(0:10.24)	(0:10.61)	(0:11.13)	(0:11.57)		
2	2	KAHAYLAAN	7	70.9	0:10.43	0:56.68 [2]	0:43.44 [10]	0:33.01 [10]	0:22.42 [9]	0:11.47 [9]	2.36L	0:33.01 +0
		Chelsea Jokic		800m	800m	(0:13.24)	(0:10.43)	(0:10.59)	(0:10.95)	(0:11.47)		
3	4	VIBURNUM	10	70.2	0:10.20	0:56.71 [3]	0:44.15 [1]	0:33.95 [3]	0:23.18 [3]	0:12.03 [2]	2.52L	0:33.95 +2
		Tyler Leslight		800m	800m	(0:12.56)	(0:10.20)	(0:10.77)	(0:11.15)	(0:12.03)		
4	3	SHIPS AHOY	1	70.3	0:10.43	0:56.71 [4]	0:43.93 [6]	0:33.50 [7]	0:22.73 [8]	0:11.75 [5]	2.55L	0:33.50 -2
		Lacey Morrison		800m	800m	(0:12.78)	(0:10.43)	(0:10.77)	(0:10.98)	(0:11.75)		
5	10	SHEEZ MARVELLOUS	2	72.7	0:10.05	0:56.89 [5]	0:44.29 [3]	0:34.24 [2]	0:23.62 [1]	0:12.32 [1]	3.6L	0:34.24 -4
		Nathan Thomas		800m	800m	(0:12.60)	(0:10.05)	(0:10.62)	(0:11.30)	(0:12.32)		
6	11	VEE EIGHT POWER	4	72.8	0:10.15	0:56.92 [6]	0:43.80 [9]	0:33.65 [8]	0:22.97 [7]	0:11.77 [7]	3.78L	0:33.65 -3
		Denicious Smith		800m	800m	(0:13.12)	(0:10.15)	(0:10.68)	(0:11.20)	(0:11.77)		
7	1	COLD POWER	9	71.1	0:10.52	0:56.99 [7]	0:44.00 [8]	0:33.48 [9]	0:22.69 [10]	0:11.62 [10]	4.18L	0:33.48 +4
		Ashley Butler		800m	800m	(0:12.99)	(0:10.52)	(0:10.79)	(0:11.07)	(0:11.62)		
8	7	SO ODELIA	6	69.9	0:10.23	0:57.39 [8]	0:44.55 [7]	0:34.32 [6]	0:23.61 [6]	0:12.41 [6]	6.54L	0:34.32 +0
		Scott Sheargold		600m	800m	(0:12.84)	(0:10.23)	(0:10.71)	(0:11.20)	(0:12.41)		
9	5	BAKERSFIELD	8	71.5	0:09.98	0:57.57 [9]	0:44.91 [4]	0:34.93 [1]	0:24.26 [2]	0:12.80 [4]	7.63L	0:34.93 -3
		Jackson Murphy		600m	800m	(0:12.66)	(0:09.98)	(0:10.67)	(0:11.46)	(0:12.80)		
10	6	OVOID	11	69.8	0:10.24	0:57.70 [10]	0:45.11 [2]	0:34.87 [4]	0:23.99 [5]	0:12.52 [8]	8.36L	0:34.87 +1
		Graham Kliese		800m	800m	(0:12.59)	(0:10.24)	(0:10.88)	(0:11.47)	(0:12.52)		

Scratched: Hello Newman (#9)

[] Ranking at each section and finish
 -:-:- No data available at this section
 NA No data available

SCN Saddle cloth number
 DNF Did not finish
 DNT Did not track



Horse/Jockey Name	Lady Damus
Final Rank	1
Fastest Section Time (Section)	0:10.24 (800m)
Top Speed [km/h] (Section)	72.5 (800m)
Race State	Finished



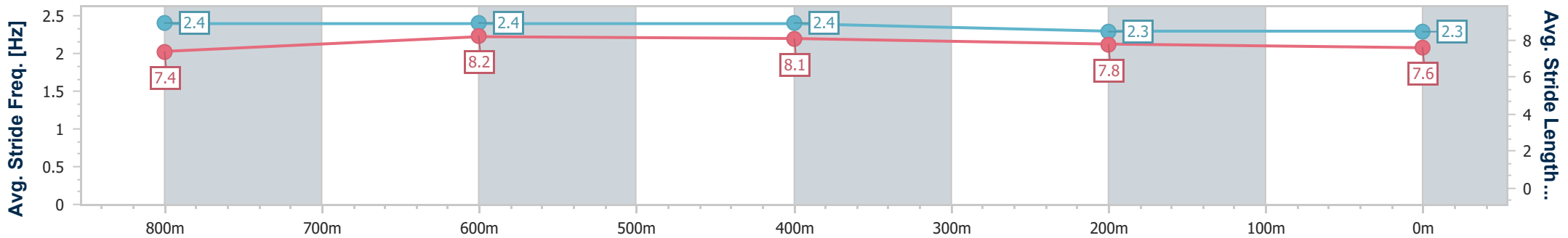
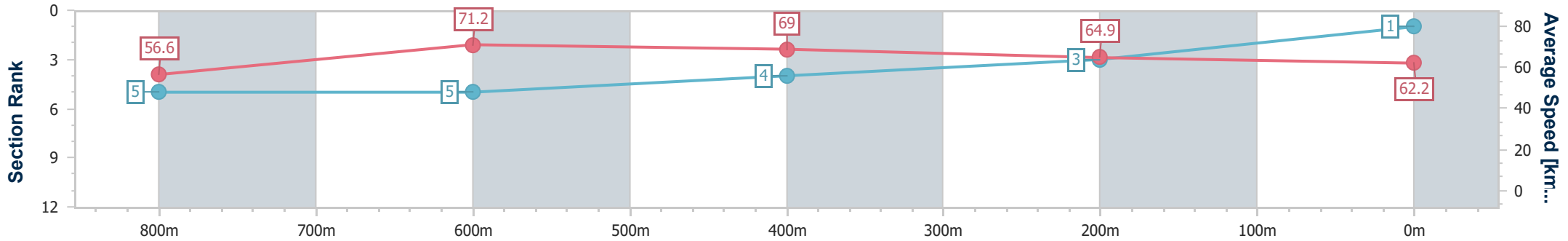
Townsville QLD Professional
Race 6: GREAT NORTHERN BENCHMARK 58 Handicap - 1000m

23 June 2024 - 15:24

Track Rating: Soft 5, Weather: Fine, Rail Position: +5m 1000m-
W/Post, +2m Remainder



Section	Overall	800m	600m	400m	200m
Section Times	0:56.28 [1] (0:12.73)	0:43.55 [5] (0:10.24)	0:33.31 [5] (0:10.61)	0:22.70 [4] (0:11.13)	0:11.57 [3] (0:11.57)
Average Speed [km/h]	56.6	71.2	69.0	64.9	62.2
Top Speed [km/h]	71.8	72.5	70.9	67.5	65.3
Avg. Dist. to Rail [m]	3.3	3.2	2.9	2.9	4.0
Avg. Stride Freq. [Hz]	2.4	2.4	2.4	2.3	2.3
Avg. Stride Length [m]	7.4	8.2	8.1	7.8	7.6



- [] Ranking at each section and finish
- .-.- No data available at this section
- NA No data available



Horse/Jockey Name	Kahaylaan
Final Rank	2
Fastest Section Time (Section)	0:10.43 (800m)
Top Speed [km/h] (Section)	70.9 (800m)
Race State	Finished



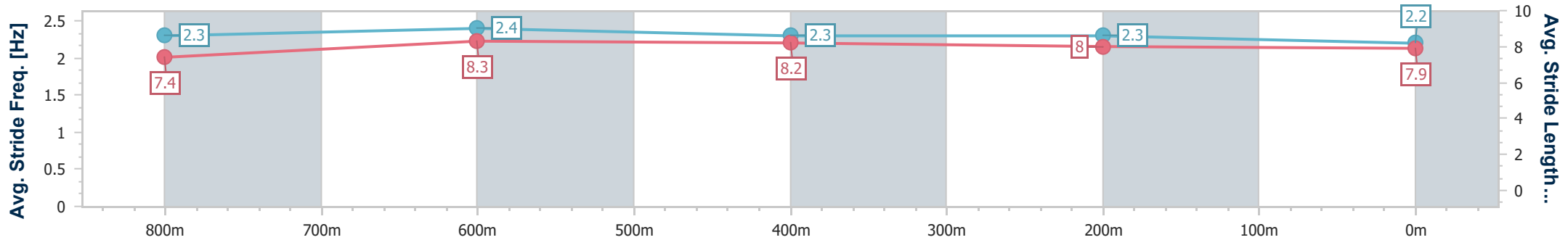
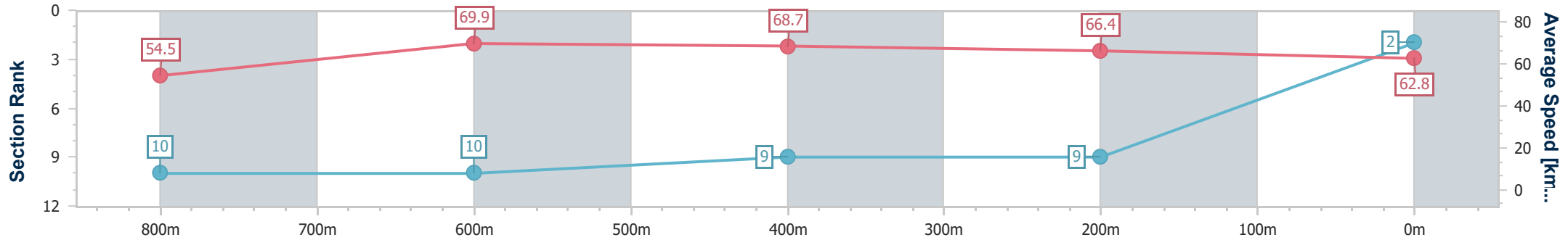
Townsville QLD Professional
Race 6: GREAT NORTHERN BENCHMARK 58 Handicap - 1000m

23 June 2024 - 15:24

Track Rating: Soft 5, Weather: Fine, Rail Position: +5m 1000m-
W/Post, +2m Remainder



Section	Overall	800m	600m	400m	200m
Section Times	0:56.68 [2] (0:13.24)	0:43.44 [10] (0:10.43)	0:33.01 [10] (0:10.59)	0:22.42 [9] (0:10.95)	0:11.47 [9] (0:11.47)
Average Speed [km/h]	54.5	69.9	68.7	66.4	62.8
Top Speed [km/h]	69.9	70.9	69.5	67.8	65.0
Avg. Dist. to Rail [m]	5.3	3.6	2.1	7.4	10.7
Avg. Stride Freq. [Hz]	2.3	2.4	2.3	2.3	2.2
Avg. Stride Length [m]	7.4	8.3	8.2	8.0	7.9



- [] Ranking at each section and finish
- .-.- No data available at this section
- NA No data available



Horse/Jockey Name	Viburnum
Final Rank	3
Fastest Section Time (Section)	0:10.20 (800m)
Top Speed [km/h] (Section)	70.2 (800m)
Race State	Finished



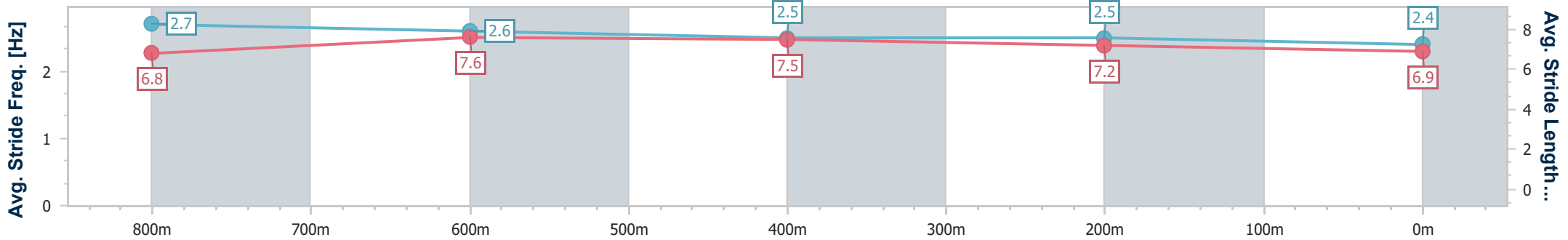
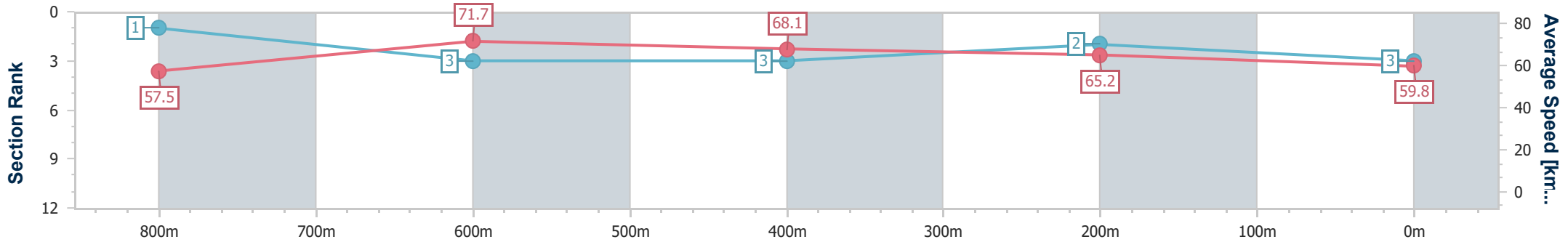
Townsville QLD Professional
Race 6: GREAT NORTHERN BENCHMARK 58 Handicap - 1000m

23 June 2024 - 15:24

Track Rating: Soft 5, Weather: Fine, Rail Position: +5m 1000m-W/Post, +2m Remainder



Section	Overall	800m	600m	400m	200m
Section Times	0:56.71 [3] (0:12.56)	0:44.15 [1] (0:10.20)	0:33.95 [3] (0:10.77)	0:23.18 [3] (0:11.15)	0:12.03 [2] (0:12.03)
Average Speed [km/h]	57.5	71.7	68.1	65.2	59.8
Top Speed [km/h]	69.5	70.2	70.2	67.0	63.7
Avg. Dist. to Rail [m]	7.6	4.0	4.1	5.5	6.2
Avg. Stride Freq. [Hz]	2.7	2.6	2.5	2.5	2.4
Avg. Stride Length [m]	6.8	7.6	7.5	7.2	6.9



- [] Ranking at each section and finish
- .-.- No data available at this section
- NA No data available



Horse/Jockey Name	Ships Ahoy
Final Rank	4
Fastest Section Time (Section)	0:10.43 (800m)
Top Speed [km/h] (Section)	70.3 (800m)
Race State	Finished



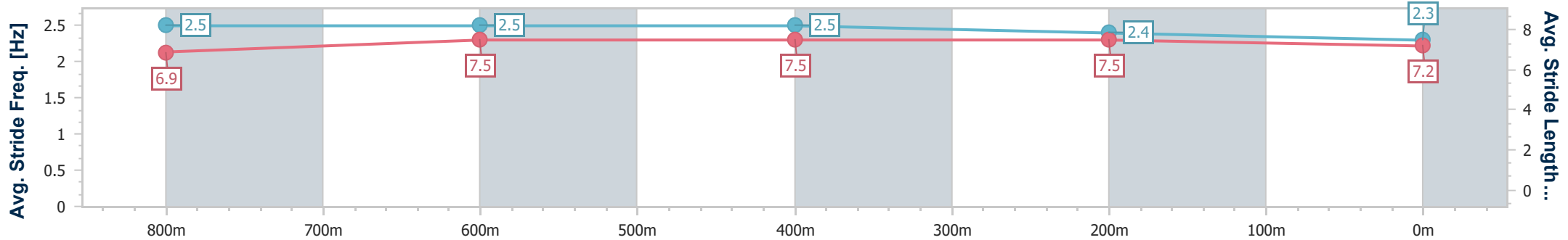
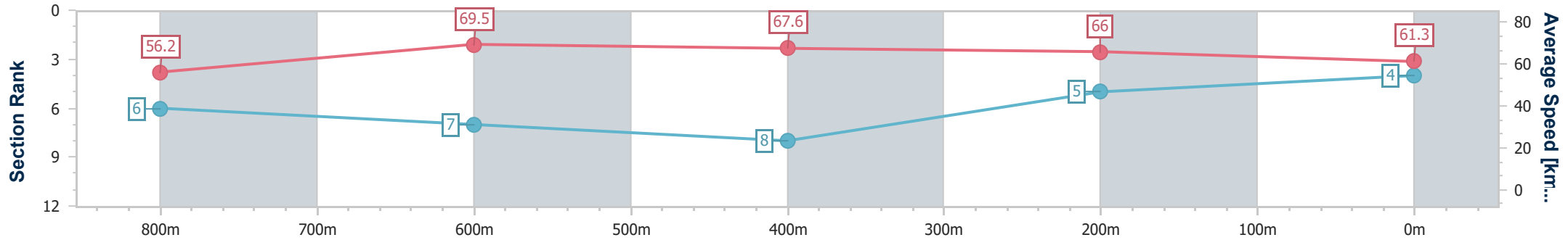
Townsville QLD Professional
Race 6: GREAT NORTHERN BENCHMARK 58 Handicap - 1000m

23 June 2024 - 15:24

Track Rating: Soft 5, Weather: Fine, Rail Position: +5m 1000m-
W/Post, +2m Remainder



Section	Overall	800m	600m	400m	200m
Section Times	0:56.71 [4] (0:12.78)	0:43.93 [6] (0:10.43)	0:33.50 [7] (0:10.77)	0:22.73 [8] (0:10.98)	0:11.75 [5] (0:11.75)
Average Speed [km/h]	56.2	69.5	67.6	66.0	61.3
Top Speed [km/h]	70.2	70.3	69.5	66.6	64.5
Avg. Dist. to Rail [m]	0.9	1.3	2.3	3.7	4.9
Avg. Stride Freq. [Hz]	2.5	2.5	2.5	2.4	2.3
Avg. Stride Length [m]	6.9	7.5	7.5	7.5	7.2



- [] Ranking at each section and finish
- .-.- No data available at this section
- NA No data available



Horse/Jockey Name	Sheez Marvellous
Final Rank	5
Fastest Section Time (Section)	0:10.05 (800m)
Top Speed [km/h] (Section)	72.7 (800m)
Race State	Finished



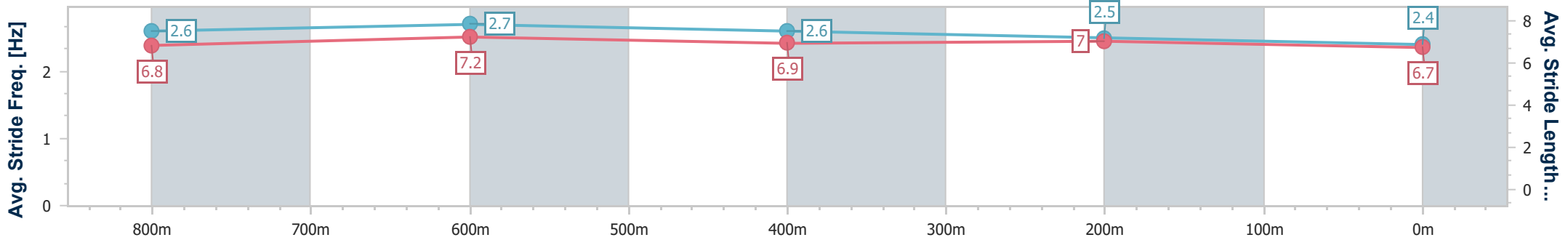
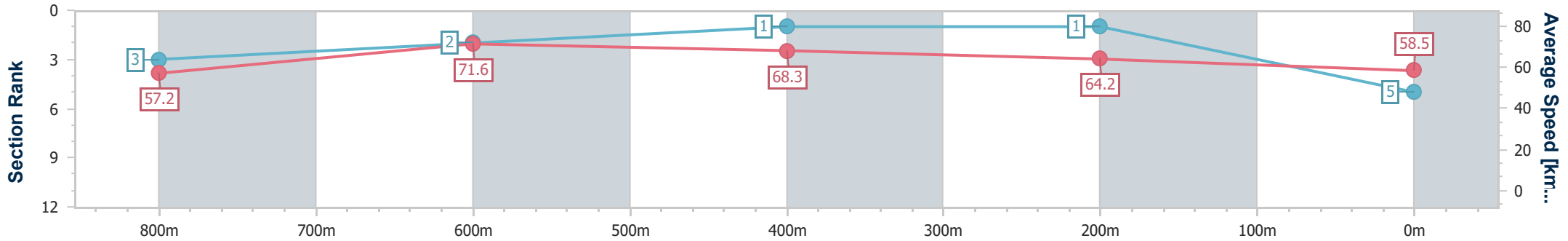
Townsville QLD Professional
Race 6: GREAT NORTHERN BENCHMARK 58 Handicap - 1000m

23 June 2024 - 15:24

Track Rating: Soft 5, Weather: Fine, Rail Position: +5m 1000m-W/Post, +2m Remainder



Section	Overall	800m	600m	400m	200m
Section Times	0:56.89 [5] (0:12.60)	0:44.29 [3] (0:10.05)	0:34.24 [2] (0:10.62)	0:23.62 [1] (0:11.30)	0:12.32 [1] (0:12.32)
Average Speed [km/h]	57.2	71.6	68.3	64.2	58.5
Top Speed [km/h]	72.2	72.7	70.5	66.1	62.2
Avg. Dist. to Rail [m]	1.3	0.6	1.2	4.0	4.7
Avg. Stride Freq. [Hz]	2.6	2.7	2.6	2.5	2.4
Avg. Stride Length [m]	6.8	7.2	6.9	7.0	6.7



- [] Ranking at each section and finish
- .-.- No data available at this section
- NA No data available



Horse/Jockey Name	Vee Eight Power
Final Rank	6
Fastest Section Time (Section)	0:10.15 (800m)
Top Speed [km/h] (Section)	72.8 (800m)
Race State	Finished



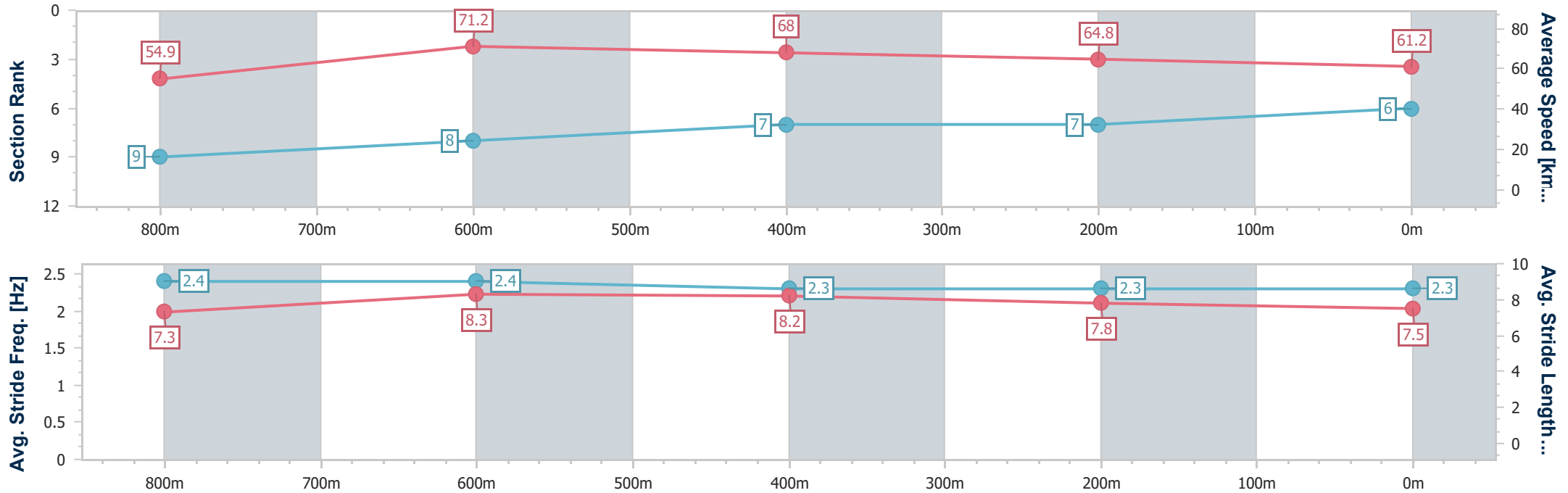
Townsville QLD Professional
Race 6: GREAT NORTHERN BENCHMARK 58 Handicap - 1000m

23 June 2024 - 15:24

Track Rating: Soft 5, Weather: Fine, Rail Position: +5m 1000m-
W/Post, +2m Remainder



Section	Overall	800m	600m	400m	200m
Section Times	0:56.92 [6] (0:13.12)	0:43.80 [9] (0:10.15)	0:33.65 [8] (0:10.68)	0:22.97 [7] (0:11.20)	0:11.77 [7] (0:11.77)
Average Speed [km/h]	54.9	71.2	68.0	64.8	61.2
Top Speed [km/h]	71.3	72.8	70.2	65.9	64.2
Avg. Dist. to Rail [m]	2.0	0.9	2.1	5.8	7.5
Avg. Stride Freq. [Hz]	2.4	2.4	2.3	2.3	2.3
Avg. Stride Length [m]	7.3	8.3	8.2	7.8	7.5



- [] Ranking at each section and finish
- .-.- No data available at this section
- NA No data available



Horse/Jockey Name	Cold Power
Final Rank	7
Fastest Section Time (Section)	0:10.52 (800m)
Top Speed [km/h] (Section)	71.1 (800m)
Race State	Finished



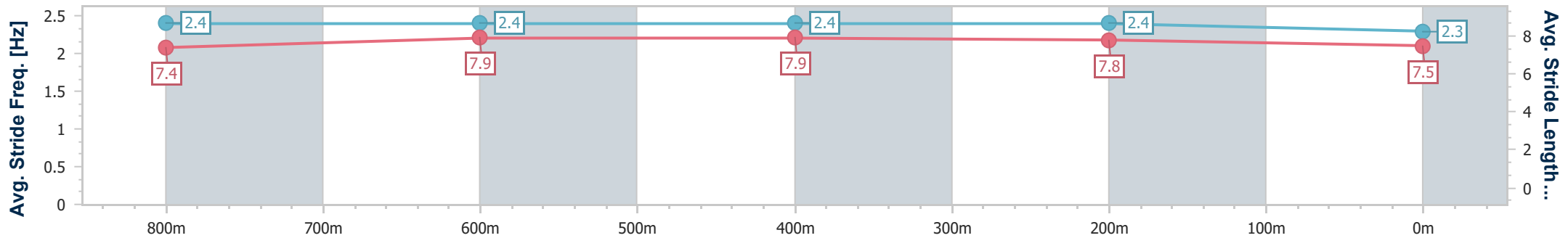
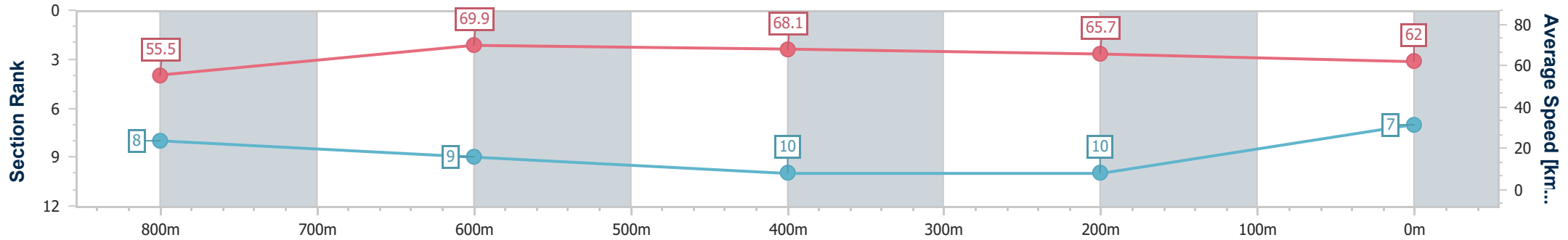
Townsville QLD Professional
Race 6: GREAT NORTHERN BENCHMARK 58 Handicap - 1000m

23 June 2024 - 15:24

Track Rating: Soft 5, Weather: Fine, Rail Position: +5m 1000m-
W/Post, +2m Remainder



Section	Overall	800m	600m	400m	200m
Section Times	0:56.99 [7] (0:12.99)	0:44.00 [8] (0:10.52)	0:33.48 [9] (0:10.79)	0:22.69 [10] (0:11.07)	0:11.62 [10] (0:11.62)
Average Speed [km/h]	55.5	69.9	68.1	65.7	62.0
Top Speed [km/h]	68.8	71.1	70.1	66.8	64.4
Avg. Dist. to Rail [m]	6.9	5.4	4.0	7.6	11.0
Avg. Stride Freq. [Hz]	2.4	2.4	2.4	2.4	2.3
Avg. Stride Length [m]	7.4	7.9	7.9	7.8	7.5



- [] Ranking at each section and finish
- .-.- No data available at this section
- NA No data available



Horse/Jockey Name	So Odelia
Final Rank	8
Fastest Section Time (Section)	0:10.23 (800m)
Top Speed [km/h] (Section)	69.9 (600m)
Race State	Finished



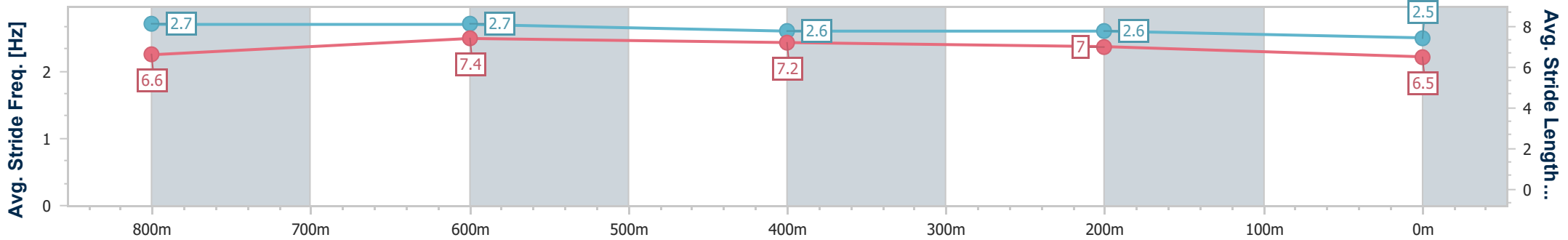
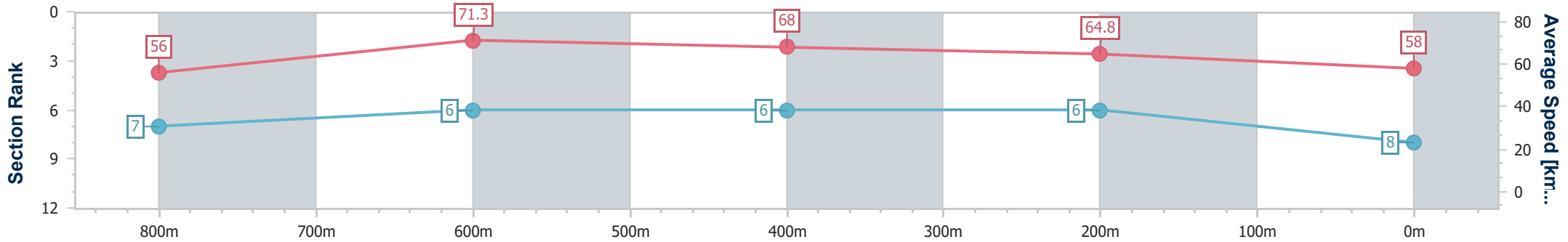
Townsville QLD Professional
Race 6: GREAT NORTHERN BENCHMARK 58 Handicap - 1000m

23 June 2024 - 15:24

Track Rating: Soft 5, Weather: Fine, Rail Position: +5m 1000m-
W/Post, +2m Remainder



Section	Overall	800m	600m	400m	200m
Section Times	0:57.39 [8] (0:12.84)	0:44.55 [7] (0:10.23)	0:34.32 [6] (0:10.71)	0:23.61 [6] (0:11.20)	0:12.41 [6] (0:12.41)
Average Speed [km/h]	56.0	71.3	68.0	64.8	58.0
Top Speed [km/h]	68.4	69.5	69.9	66.6	62.8
Avg. Dist. to Rail [m]	3.8	3.0	2.8	4.2	6.7
Avg. Stride Freq. [Hz]	2.7	2.7	2.6	2.6	2.5
Avg. Stride Length [m]	6.6	7.4	7.2	7.0	6.5



- [] Ranking at each section and finish
- .-.- No data available at this section
- NA No data available



Horse/Jockey Name	Bakersfield
Final Rank	9
Fastest Section Time (Section)	0:09.98 (800m)
Top Speed [km/h] (Section)	71.5 (600m)
Race State	Finished



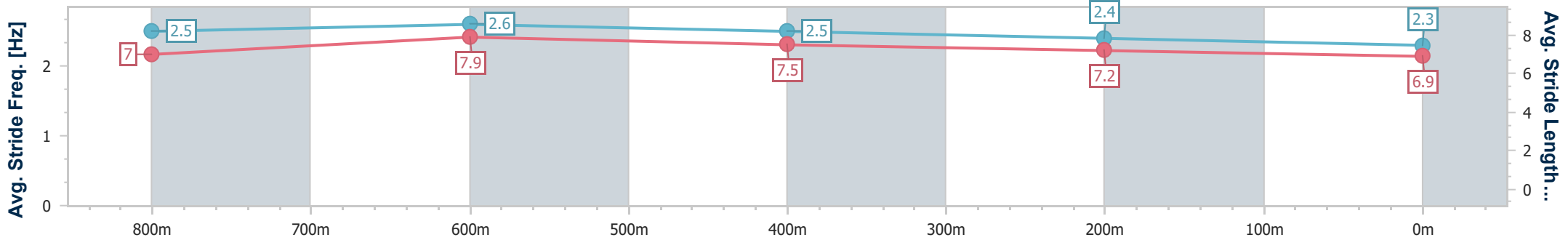
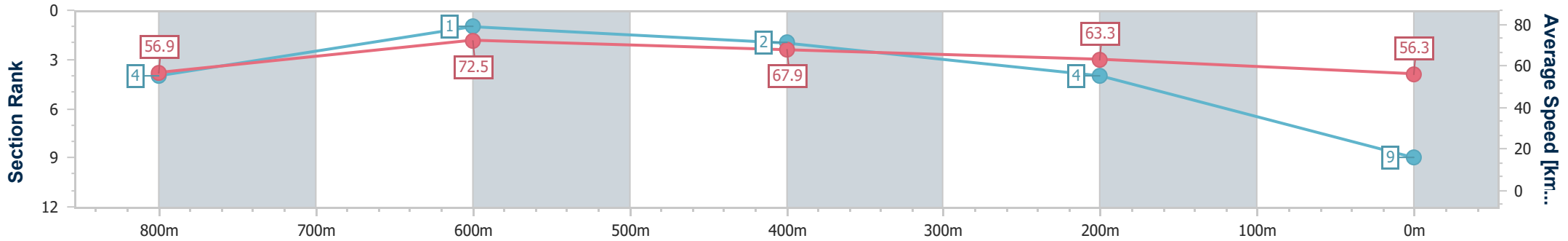
Townsville QLD Professional
Race 6: GREAT NORTHERN BENCHMARK 58 Handicap - 1000m

23 June 2024 - 15:24

Track Rating: Soft 5, Weather: Fine, Rail Position: +5m 1000m-W/Post, +2m Remainder



Section	Overall	800m	600m	400m	200m
Section Times	0:57.57 [9] (0:12.66)	0:44.91 [4] (0:09.98)	0:34.93 [1] (0:10.67)	0:24.26 [2] (0:11.46)	0:12.80 [4] (0:12.80)
Average Speed [km/h]	56.9	72.5	67.9	63.3	56.3
Top Speed [km/h]	71.3	71.3	71.5	66.0	60.3
Avg. Dist. to Rail [m]	2.8	0.9	1.5	4.9	5.2
Avg. Stride Freq. [Hz]	2.5	2.6	2.5	2.4	2.3
Avg. Stride Length [m]	7.0	7.9	7.5	7.2	6.9



- [] Ranking at each section and finish
- .-.- No data available at this section
- NA No data available



Horse/Jockey Name	Ovoid
Final Rank	10
Fastest Section Time (Section)	0:10.24 (800m)
Top Speed [km/h] (Section)	69.8 (800m)
Race State	Finished



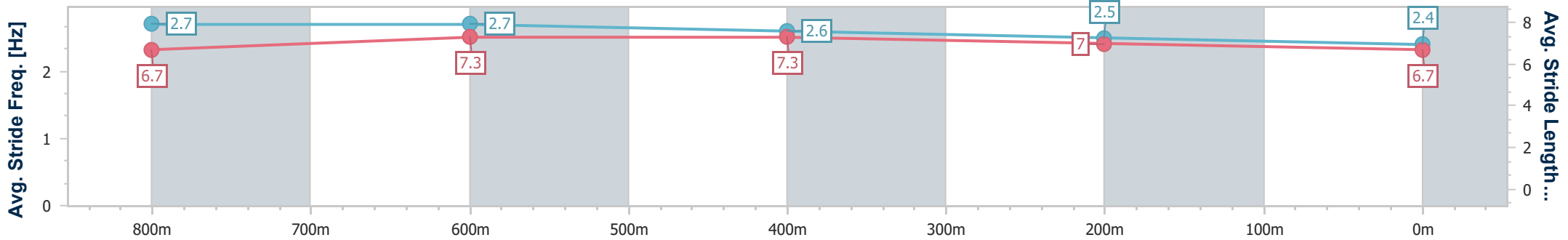
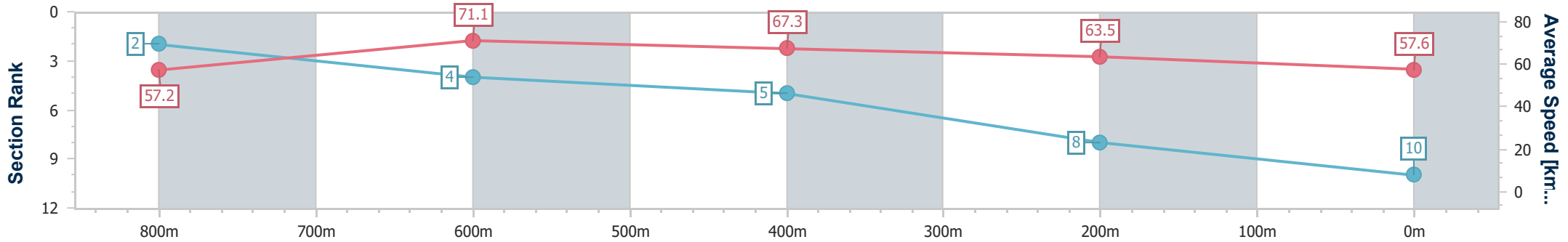
Townsville QLD Professional
Race 6: GREAT NORTHERN BENCHMARK 58 Handicap - 1000m

23 June 2024 - 15:24

Track Rating: Soft 5, Weather: Fine, Rail Position: +5m 1000m-W/Post, +2m Remainder



Section	Overall	800m	600m	400m	200m
Section Times	0:57.70 [10] (0:12.59)	0:45.11 [2] (0:10.24)	0:34.87 [4] (0:10.88)	0:23.99 [5] (0:11.47)	0:12.52 [8] (0:12.52)
Average Speed [km/h]	57.2	71.1	67.3	63.5	57.6
Top Speed [km/h]	69.5	69.8	69.8	66.8	61.1
Avg. Dist. to Rail [m]	7.4	3.1	3.7	7.4	8.8
Avg. Stride Freq. [Hz]	2.7	2.7	2.6	2.5	2.4
Avg. Stride Length [m]	6.7	7.3	7.3	7.0	6.7



- [] Ranking at each section and finish
- .-.- No data available at this section
- NA No data available



Townsville QLD Professional
Race 7: LADBROKES RACING CLUB RATINGS BAND 0 - 60 Handicap - 1609m
23 June 2024 - 15:59



Track Rating: Soft 5, Weather: Fine, Rail Position: +5m 1000m-W/Post, +2m Remainder

Section		Overall	1400m	1200m	1000m	800m	600m	400m	Last 600m				
Field Times		1:37.27 (0:15.08)	1:22.19 (0:11.00)	1:11.19 (0:11.23)	0:59.96 (0:11.63)	0:48.33 (0:11.60)	0:36.73 (0:11.78)	0:24.95 (0:12.41)	0:36.73				
Rank	TAB Horse/Jockey	Barrier	Top Speed [km/h]	Fastest Section									Distance Travelled [m]
1	6 EROE Tyler Leslight	5	64.5 800m	0:11.35 1200m	1:37.27 [1] (0:15.64)	1:21.63 [8] (0:11.41)	1:10.22 [8] (0:11.35)	0:58.87 [8] (0:11.59)	0:47.28 [8] (0:11.44)	0:35.84 [8] (0:11.62)	0:24.22 [8] (0:11.84)	0:35.84	
2	5 BETTA AL Ryan Wiggins	4	64.9 1400m	0:11.24 1400m	1:37.41 [2] (0:15.60)	1:21.81 [7] (0:11.24)	1:10.57 [7] (0:11.36)	0:59.21 [7] (0:11.56)	0:47.65 [7] (0:11.39)	0:36.26 [6] (0:11.64)	0:24.62 [7] (0:12.20)	0:36.26	-4
3	4 DECRYPTING GOLD Jackson Murphy	8	66.1 1400m	0:11.23 1400m	1:37.57 [3] (0:15.34)	1:22.23 [4] (0:11.23)	1:11.00 [4] (0:11.34)	0:59.66 [4] (0:11.50)	0:48.16 [4] (0:11.41)	0:36.75 [5] (0:11.82)	0:24.93 [5] (0:12.15)	0:36.75	+3
4	7 REDAVNI Jenna Edwards	2	65.1 1200m	0:11.32 1200m	1:37.60 [4] (0:15.45)	1:22.15 [6] (0:11.38)	1:10.77 [6] (0:11.32)	0:59.45 [6] (0:11.51)	0:47.94 [6] (0:11.49)	0:36.45 [7] (0:11.61)	0:24.84 [6] (0:12.01)	0:36.45	-3
5	2 ZOUHOPE Lacey Morrison	11	65.8 600m	0:11.28 1200m	1:37.66 [5] (0:16.12)	1:21.54 [11] (0:11.42)	1:10.12 [11] (0:11.28)	0:58.84 [10] (0:11.59)	0:47.25 [10] (0:11.41)	0:35.84 [9] (0:11.36)	0:24.48 [9] (0:11.96)	0:35.84	+3
6	11 LITTLE RED PEPPER Scott Sheargold	1	64.8 1400m	0:11.28 1400m	1:37.81 [6] (0:15.40)	1:22.41 [5] (0:11.28)	1:11.13 [5] (0:11.28)	0:59.85 [5] (0:11.51)	0:48.34 [5] (0:11.32)	0:37.02 [4] (0:11.69)	0:25.33 [3] (0:12.45)	0:37.02	-8
7	10 GINGER MICK Isabella Teh	7	65.4 1400m	0:11.18 1400m	1:37.96 [7] (0:15.19)	1:22.77 [3] (0:11.18)	1:11.59 [3] (0:11.27)	1:00.32 [3] (0:11.49)	0:48.83 [2] (0:11.54)	0:37.29 [3] (0:11.81)	0:25.48 [4] (0:12.30)	0:37.29	+4
8	1 CHOQUANT Nathan Thomas	3	65.4 1200m	0:11.21 1400m	1:38.05 [8] (0:15.08)	1:22.97 [1] (0:11.21)	1:11.76 [2] (0:11.24)	1:00.52 [2] (0:11.61)	0:48.91 [3] (0:11.53)	0:37.38 [2] (0:11.79)	0:25.59 [2] (0:12.27)	0:37.38	+1
9	9 DEFROSTED Chelsea Jokic	10	69.0 1400m	0:10.93 1400m	1:39.08 [9] (0:15.15)	1:23.93 [2] (0:10.93)	1:13.00 [1] (0:11.23)	1:01.77 [1] (0:11.63)	0:50.14 [1] (0:11.60)	0:38.54 [1] (0:11.78)	0:26.76 [1] (0:12.59)	0:38.54	-6
10	8 DO WELL LEGEND Graham Kliese	6	64.1 1200m	0:11.27 1200m	1:40.42 [10] (0:16.00)	1:24.42 [10] (0:11.41)	1:13.01 [9] (0:11.27)	1:01.74 [9] (0:11.51)	0:50.23 [9] (0:11.66)	0:38.57 [10] (0:12.00)	0:26.57 [10] (0:12.70)	0:38.57	-5

[] Ranking at each section and finish
 -:-:- No data available at this section
 NA No data available
 SCN Saddle cloth number
 DNF Did not finish
 DNT Did not track



Townsville QLD Professional

Race 7: LADBROKES RACING CLUB RATINGS BAND 0 - 60 Handicap - 1609m

23 June 2024 - 15:59



Track Rating: Soft 5, Weather: Fine, Rail Position: +5m 1000m-W/Post, +2m Remainder

Section	Overall	1400m	1200m	1000m	800m	600m	400m	Last 600m
Field Times	1:37.27 (0:15.08)	1:22.19 (0:11.00)	1:11.19 (0:11.23)	0:59.96 (0:11.63)	0:48.33 (0:11.60)	0:36.73 (0:11.78)	0:24.95 (0:12.41)	0:36.73

Rank	TAB	Horse/Jockey	Barrier	Top Speed [km/h]	Fastest Section								Distance Travelled [m]	
11	3	HEZABUSYBEE	9	63.9	0:11.40	1:43.43 [11]	1:27.51 [9]	1:15.99 [10]	1:04.59 [11]	0:53.01 [11]	0:41.48 [11]	0:29.30 [11]	0:41.48	-5
		Nathan Day		1200m	1200m	(0:15.92)	(0:11.52)	(0:11.40)	(0:11.58)	(0:11.53)	(0:12.18)	(0:13.63)		



Townsville QLD Professional

Race 7: LADBROKES RACING CLUB RATINGS BAND 0 - 60 Handicap - 1609m

23 June 2024 - 15:59



Track Rating: Soft 5, Weather: Fine, Rail Position: +5m 1000m-W/Post, +2m Remainder

Section							200m			Last 600m
Field Times							0:12.54			0:36.73
						(0:12.54)				
Rank	TAB	Horse/Jockey	Barrier	Top Speed [km/h]	Fastest Section	Margin				Distance Travelled [m]
1	6	EROE Tyler Leslight	5	64.5 800m	0:11.35 1200m	0:12.38 [5] (0:12.38)	1:37.27		0:35.84	
2	5	BETTA AL Ryan Wiggins	4	64.9 1400m	0:11.24 1400m	0:12.42 [8] (0:12.42)	0.84L		0:36.26	-4
3	4	DECRYPTING GOLD Jackson Murphy	8	66.1 1400m	0:11.23 1400m	0:12.78 [4] (0:12.78)	1.78L		0:36.75	+3
4	7	REDAVNI Jenna Edwards	2	65.1 1200m	0:11.32 1200m	0:12.83 [2] (0:12.83)	1.95L		0:36.45	-3
5	2	ZOUHOPE Lacey Morrison	11	65.8 600m	0:11.28 1200m	0:12.52 [9] (0:12.52)	2.3L		0:35.84	+3
6	11	LITTLE RED PEPPER Scott Sheargold	1	64.8 1400m	0:11.28 1400m	0:12.88 [7] (0:12.88)	3.22L		0:37.02	-8
7	10	GINGER MICK Isabella Teh	7	65.4 1400m	0:11.18 1400m	0:13.18 [3] (0:13.18)	4.12L		0:37.29	+4
8	1	CHOQUANT Nathan Thomas	3	65.4 1200m	0:11.21 1400m	0:13.32 [1] (0:13.32)	4.64L		0:37.38	+1
9	9	DEFROSTED Chelsea Jokic	10	69.0 1400m	0:10.93 1400m	0:14.17 [6] (0:14.17)	10.67L		0:38.54	-6
10	8	DO WELL LEGEND Graham Kliese	6	64.1 1200m	0:11.27 1200m	0:13.87 [10] (0:13.87)	18.55L		0:38.57	-5



Townsville QLD Professional
Race 7: LADBROKES RACING CLUB RATINGS BAND 0 - 60 Handicap - 1609m

23 June 2024 - 15:59



Track Rating: Soft 5, Weather: Fine, Rail Position: +5m 1000m-W/Post, +2m Remainder

Section				200m				Last 600m		
Field Times				0:12.54 (0:12.54)				0:36.73		
Rank	TAB	Horse/Jockey	Barrier	Top Speed [km/h]	Fastest Section	Margin			Distance Travelled [m]	
11	3	HEZABUSYBEE	9	63.9	0:11.40	0:15.67 [11]	36.28L		0:41.48	-5
		Nathan Day		1200m	1200m	(0:15.67)				



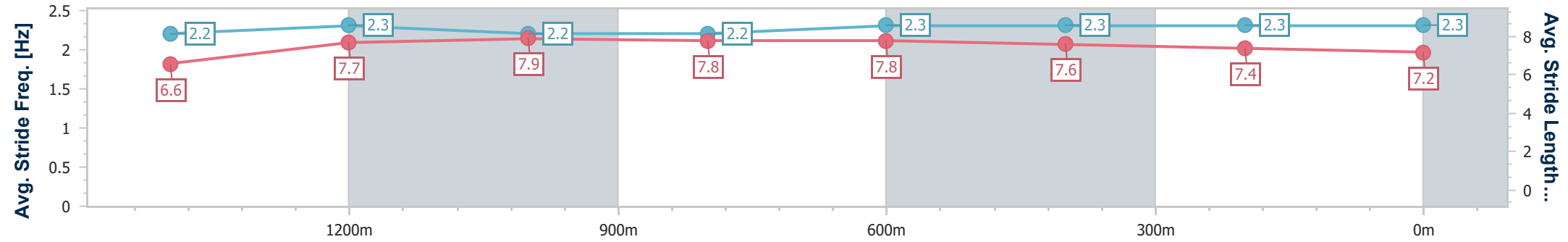
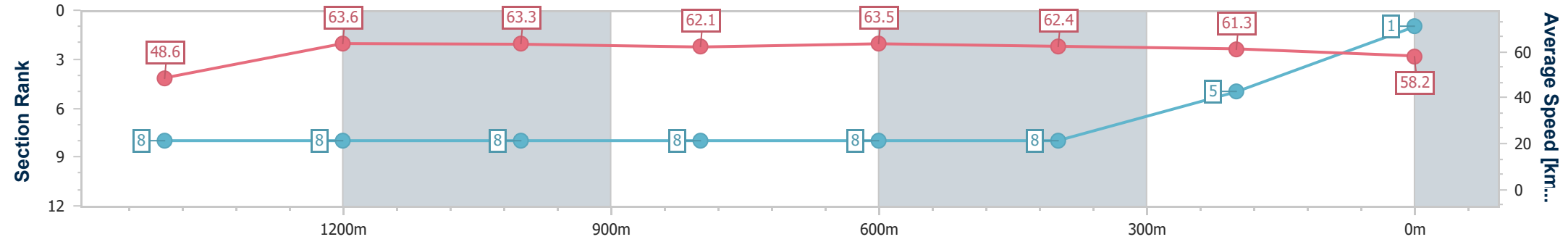
Horse/Jockey Name	Eroe
Final Rank	1
Fastest Section Time (Section)	0:11.35 (1200m)
Top Speed [km/h] (Section)	64.5 (800m)
Race State	Finished



Townsville QLD Professional
 Race 7: LADBROKES RACING CLUB RATINGS BAND 0 - 60
 Handicap - 1609m
 23 June 2024 - 15:59
 Track Rating: Soft 5, Weather: Fine, Rail Position: +5m 1000m-
 W/Post, +2m Remainder



Section	Overall	1400m	1200m	1000m	800m	600m	400m	200m						
Section Times	1:37.27 [1] (0:15.64)	1:21.63 [8] (0:11.41)	1:10.22 [8] (0:11.35)	0:58.87 [8] (0:11.59)	0:47.28 [8] (0:11.44)	0:35.84 [8] (0:11.62)	0:24.22 [8] (0:11.84)	0:12.38 [5] (0:12.38)						
Average Speed [km/h]	48.6	63.6	63.3	62.1	63.5	62.4	61.3	58.2						
Top Speed [km/h]	62.3	64.4	64.0	62.7	64.5	63.5	62.2	61.2						
Avg. Dist. to Rail [m]	5.2	2.8	1.4	0.5	1.7	1.9	5.4	8.9						
Avg. Stride Freq. [Hz]	2.2	2.3	2.2	2.2	2.3	2.3	2.3	2.3						
Avg. Stride Length [m]	6.6	7.7	7.9	7.8	7.8	7.6	7.4	7.2						



- [] Ranking at each section and finish
- .-.- No data available at this section
- NA No data available



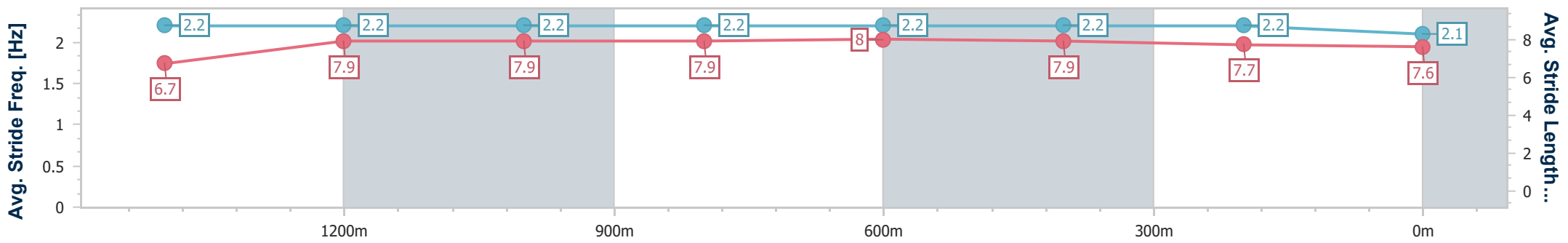
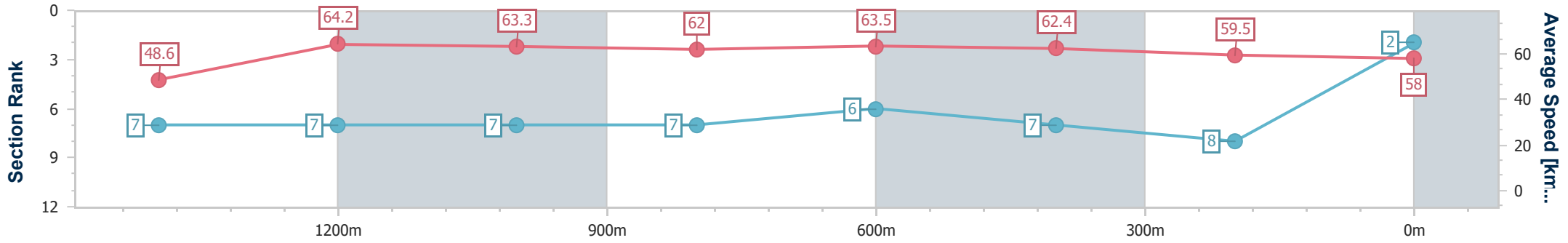
Horse/Jockey Name	Betta AI
Final Rank	2
Fastest Section Time (Section)	0:11.24 (1400m)
Top Speed [km/h] (Section)	64.9 (1400m)
Race State	Finished



Townsville QLD Professional
 Race 7: LADBROKES RACING CLUB RATINGS BAND 0 - 60
 Handicap - 1609m
 23 June 2024 - 15:59
 Track Rating: Soft 5, Weather: Fine, Rail Position: +5m 1000m-
 W/Post, +2m Remainder



Section	Overall	1400m	1200m	1000m	800m	600m	400m	200m						
Section Times	1:37.41 [2] (0:15.60)	1:21.81 [7] (0:11.24)	1:10.57 [7] (0:11.36)	0:59.21 [7] (0:11.56)	0:47.65 [7] (0:11.39)	0:36.26 [6] (0:11.64)	0:24.62 [7] (0:12.20)	0:12.42 [8] (0:12.42)						
Average Speed [km/h]	48.6	64.2	63.3	62.0	63.5	62.4	59.5	58.0						
Top Speed [km/h]	64.8	64.9	64.3	63.4	63.7	64.3	60.4	59.5						
Avg. Dist. to Rail [m]	4.4	1.2	1.0	1.1	0.7	2.3	5.3	10.2						
Avg. Stride Freq. [Hz]	2.2	2.2	2.2	2.2	2.2	2.2	2.2	2.1						
Avg. Stride Length [m]	6.7	7.9	7.9	7.9	8.0	7.9	7.7	7.6						



- [] Ranking at each section and finish
- .-.- No data available at this section
- NA No data available



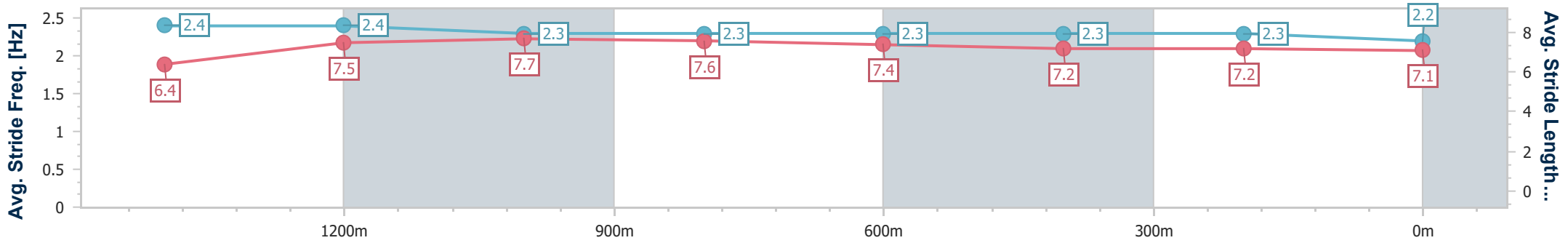
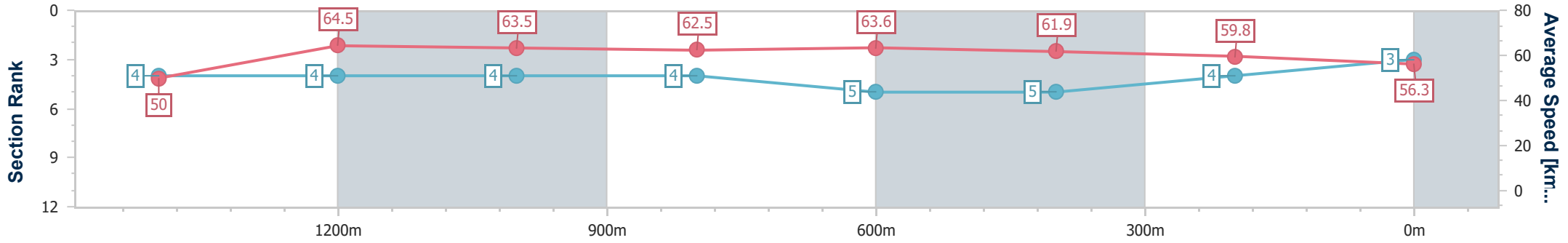
Horse/Jockey Name	Decrypting Gold
Final Rank	3
Fastest Section Time (Section)	0:11.23 (1400m)
Top Speed [km/h] (Section)	66.1 (1400m)
Race State	Finished



Townsville QLD Professional
 Race 7: LADBROKES RACING CLUB RATINGS BAND 0 - 60
 Handicap - 1609m
 23 June 2024 - 15:59
 Track Rating: Soft 5, Weather: Fine, Rail Position: +5m 1000m-
 W/Post, +2m Remainder



Section	Overall	1400m	1200m	1000m	800m	600m	400m	200m						
Section Times	1:37.57 [3] (0:15.34)	1:22.23 [4] (0:11.23)	1:11.00 [4] (0:11.34)	0:59.66 [4] (0:11.50)	0:48.16 [4] (0:11.41)	0:36.75 [5] (0:11.82)	0:24.93 [5] (0:12.15)	0:12.78 [4] (0:12.78)						
Average Speed [km/h]	50.0	64.5	63.5	62.5	63.6	61.9	59.8	56.3						
Top Speed [km/h]	65.5	66.1	64.8	63.7	64.5	63.3	60.8	58.7						
Avg. Dist. to Rail [m]	7.7	3.0	1.5	0.6	2.1	3.4	4.9	6.9						
Avg. Stride Freq. [Hz]	2.4	2.4	2.3	2.3	2.3	2.3	2.3	2.2						
Avg. Stride Length [m]	6.4	7.5	7.7	7.6	7.4	7.2	7.2	7.1						



- [] Ranking at each section and finish
- .-.- No data available at this section
- NA No data available



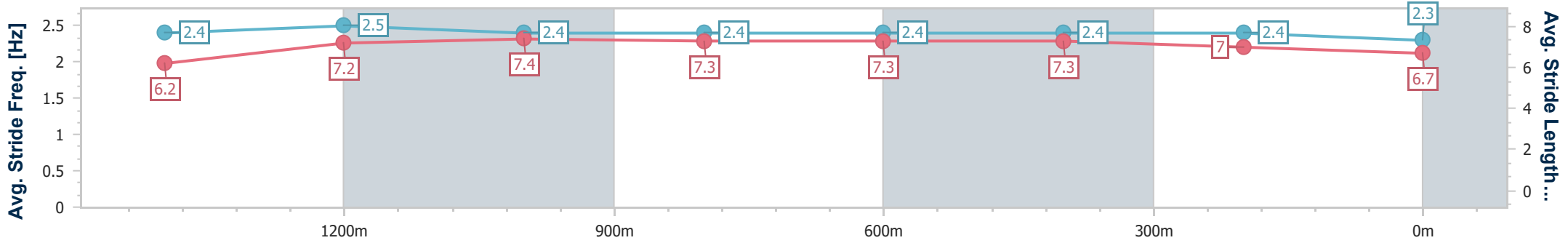
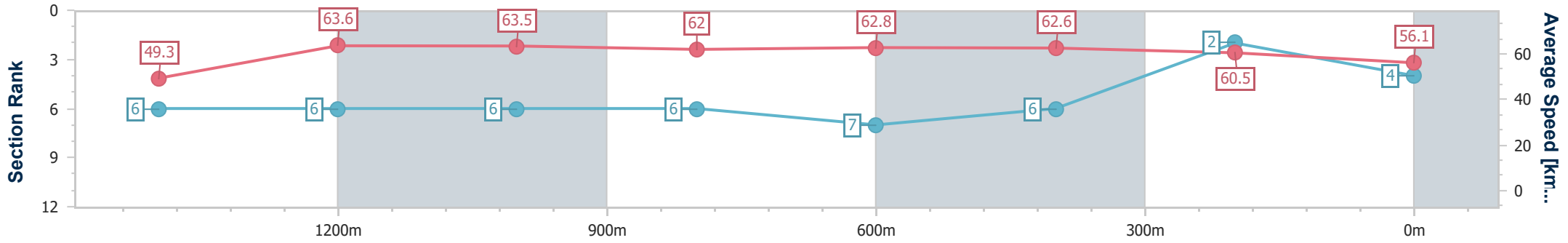
Horse/Jockey Name	Redavni
Final Rank	4
Fastest Section Time (Section)	0:11.32 (1200m)
Top Speed [km/h] (Section)	65.1 (1200m)
Race State	Finished



Townsville QLD Professional
 Race 7: LADBROKES RACING CLUB RATINGS BAND 0 - 60
 Handicap - 1609m
 23 June 2024 - 15:59
 Track Rating: Soft 5, Weather: Fine, Rail Position: +5m 1000m-
 W/Post, +2m Remainder



Section	Overall	1400m	1200m	1000m	800m	600m	400m	200m						
Section Times	1:37.60 [4] (0:15.45)	1:22.15 [6] (0:11.38)	1:10.77 [6] (0:11.32)	0:59.45 [6] (0:11.51)	0:47.94 [6] (0:11.49)	0:36.45 [7] (0:11.61)	0:24.84 [6] (0:12.01)	0:12.83 [2] (0:12.83)						
Average Speed [km/h]	49.3	63.6	63.5	62.0	62.8	62.6	60.5	56.1						
Top Speed [km/h]	63.4	65.0	65.1	63.6	64.3	64.7	62.2	58.6						
Avg. Dist. to Rail [m]	4.4	2.5	1.5	1.6	0.5	2.2	5.3	8.8						
Avg. Stride Freq. [Hz]	2.4	2.5	2.4	2.4	2.4	2.4	2.4	2.3						
Avg. Stride Length [m]	6.2	7.2	7.4	7.3	7.3	7.3	7.0	6.7						



- [] Ranking at each section and finish
- .-.- No data available at this section
- NA No data available



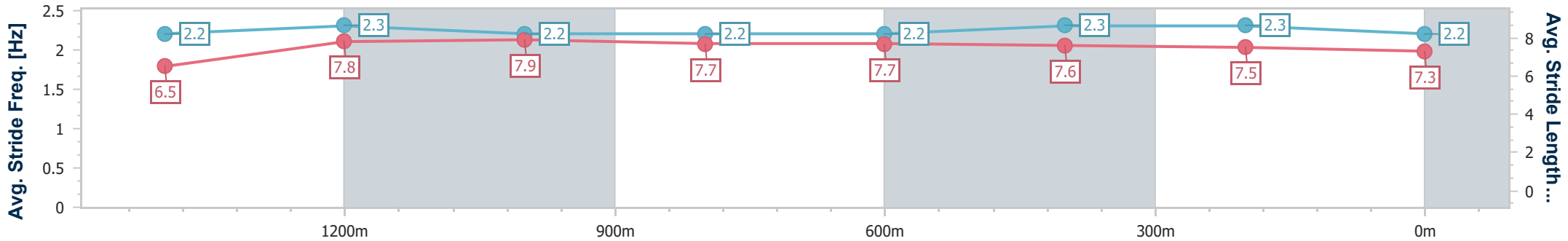
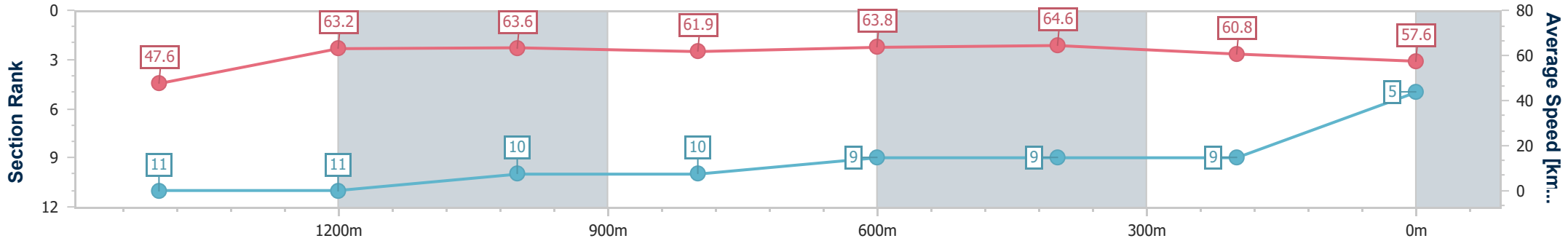
Horse/Jockey Name	Zouhope
Final Rank	5
Fastest Section Time (Section)	0:11.28 (1200m)
Top Speed [km/h] (Section)	65.8 (600m)
Race State	Finished



Townsville QLD Professional
 Race 7: LADBROKES RACING CLUB RATINGS BAND 0 - 60
 Handicap - 1609m
 23 June 2024 - 15:59
 Track Rating: Soft 5, Weather: Fine, Rail Position: +5m 1000m-
 W/Post, +2m Remainder



Section	Overall	1400m	1200m	1000m	800m	600m	400m	200m						
Section Times	1:37.66 [5] (0:16.12)	1:21.54 [11] (0:11.42)	1:10.12 [11] (0:11.28)	0:58.84 [10] (0:11.59)	0:47.25 [10] (0:11.41)	0:35.84 [9] (0:11.36)	0:24.48 [9] (0:11.96)	0:12.52 [9] (0:12.52)						
Average Speed [km/h]	47.6	63.2	63.6	61.9	63.8	64.6	60.8	57.6						
Top Speed [km/h]	62.5	64.3	64.8	63.2	65.7	65.8	62.4	59.9						
Avg. Dist. to Rail [m]	9.0	1.7	1.2	1.2	2.5	3.9	7.6	11.5						
Avg. Stride Freq. [Hz]	2.2	2.3	2.2	2.2	2.2	2.3	2.3	2.2						
Avg. Stride Length [m]	6.5	7.8	7.9	7.7	7.7	7.6	7.5	7.3						



- [] Ranking at each section and finish
- .-.- No data available at this section
- NA No data available



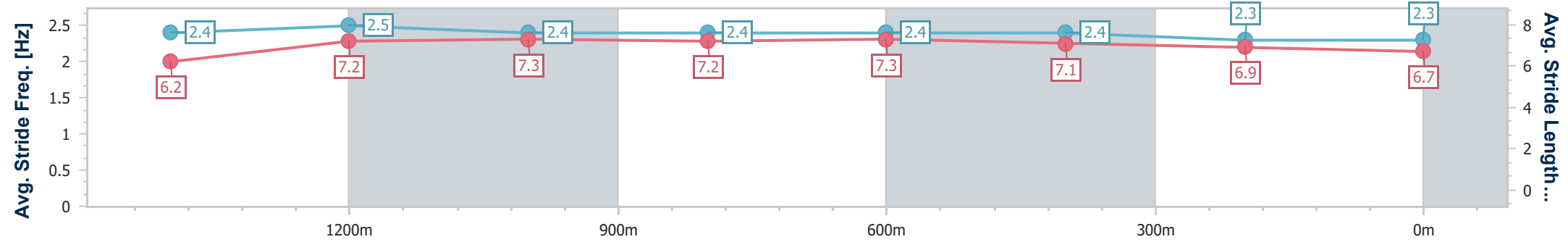
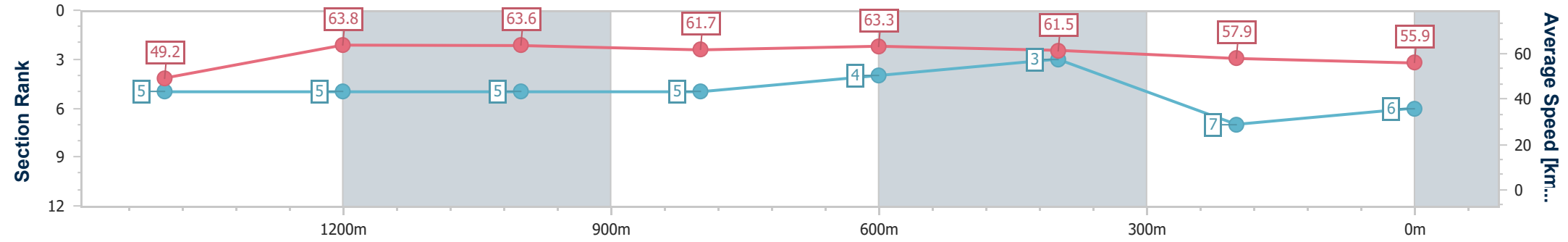
Horse/Jockey Name	Little Red Pepper
Final Rank	6
Fastest Section Time (Section)	0:11.28 (1400m)
Top Speed [km/h] (Section)	64.8 (1400m)
Race State	Finished



Townsville QLD Professional
 Race 7: LADBROKES RACING CLUB RATINGS BAND 0 - 60
 Handicap - 1609m
 23 June 2024 - 15:59
 Track Rating: Soft 5, Weather: Fine, Rail Position: +5m 1000m-
 W/Post, +2m Remainder



Section	Overall	1400m	1200m	1000m	800m	600m	400m	200m						
Section Times	1:37.81 [6] (0:15.40)	1:22.41 [5] (0:11.28)	1:11.13 [5] (0:11.28)	0:59.85 [5] (0:11.51)	0:48.34 [5] (0:11.32)	0:37.02 [4] (0:11.69)	0:25.33 [3] (0:12.45)	0:12.88 [7] (0:12.88)						
Average Speed [km/h]	49.2	63.8	63.6	61.7	63.3	61.5	57.9	55.9						
Top Speed [km/h]	63.6	64.8	64.0	63.7	64.5	63.9	59.3	57.7						
Avg. Dist. to Rail [m]	3.3	0.3	1.3	2.5	1.2	0.5	2.1	5.7						
Avg. Stride Freq. [Hz]	2.4	2.5	2.4	2.4	2.4	2.4	2.3	2.3						
Avg. Stride Length [m]	6.2	7.2	7.3	7.2	7.3	7.1	6.9	6.7						



- [] Ranking at each section and finish
- .-.- No data available at this section
- NA No data available



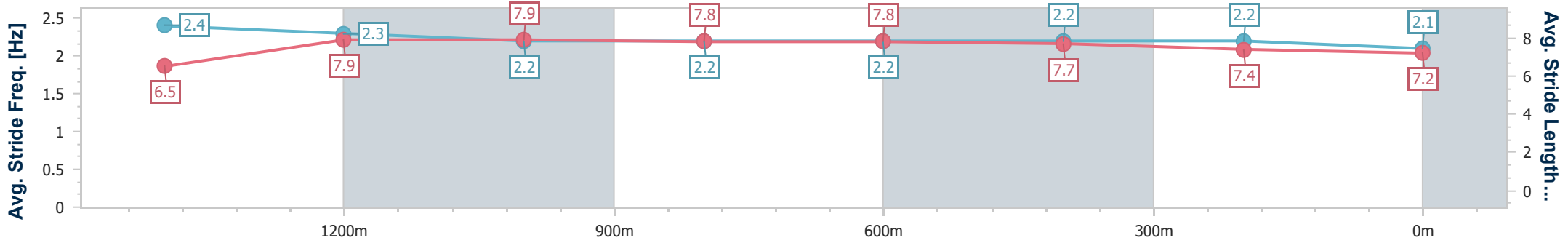
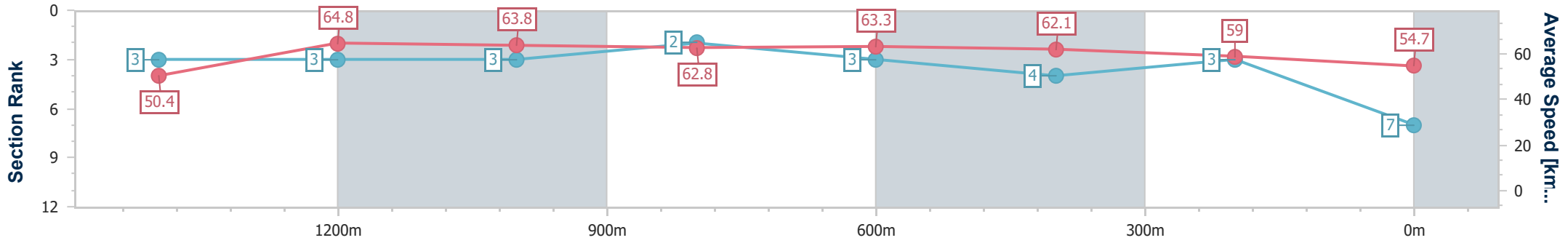
Horse/Jockey Name	Ginger Mick
Final Rank	7
Fastest Section Time (Section)	0:11.18 (1400m)
Top Speed [km/h] (Section)	65.4 (1400m)
Race State	Finished



Townsville QLD Professional
 Race 7: LADBROKES RACING CLUB RATINGS BAND 0 - 60
 Handicap - 1609m
 23 June 2024 - 15:59
 Track Rating: Soft 5, Weather: Fine, Rail Position: +5m 1000m-
 W/Post, +2m Remainder



Section	Overall	1400m	1200m	1000m	800m	600m	400m	200m						
Section Times	1:37.96 [7] (0:15.19)	1:22.77 [3] (0:11.18)	1:11.59 [3] (0:11.27)	1:00.32 [3] (0:11.49)	0:48.83 [2] (0:11.54)	0:37.29 [3] (0:11.81)	0:25.48 [4] (0:12.30)	0:13.18 [3] (0:13.18)						
Average Speed [km/h]	50.4	64.8	63.8	62.8	63.3	62.1	59.0	54.7						
Top Speed [km/h]	64.8	65.4	65.0	64.0	64.1	64.2	60.5	57.4						
Avg. Dist. to Rail [m]	7.2	2.5	1.2	0.6	3.2	3.5	4.6	7.0						
Avg. Stride Freq. [Hz]	2.4	2.3	2.2	2.2	2.2	2.2	2.2	2.1						
Avg. Stride Length [m]	6.5	7.9	7.9	7.8	7.8	7.7	7.4	7.2						



- [] Ranking at each section and finish
- .-.- No data available at this section
- NA No data available



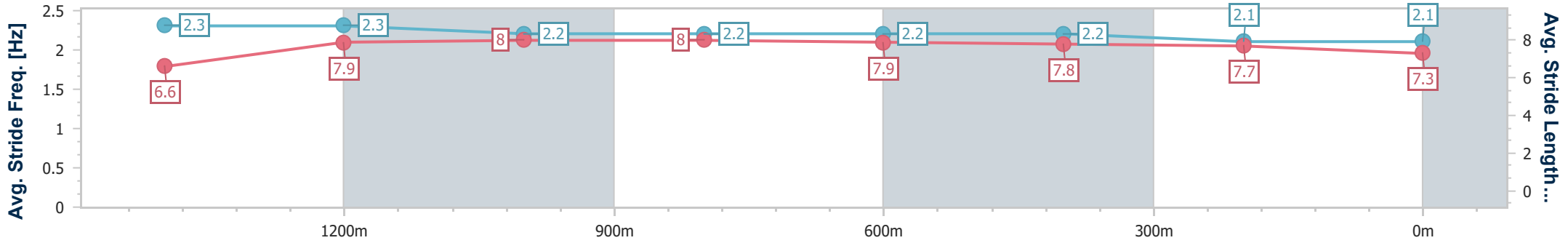
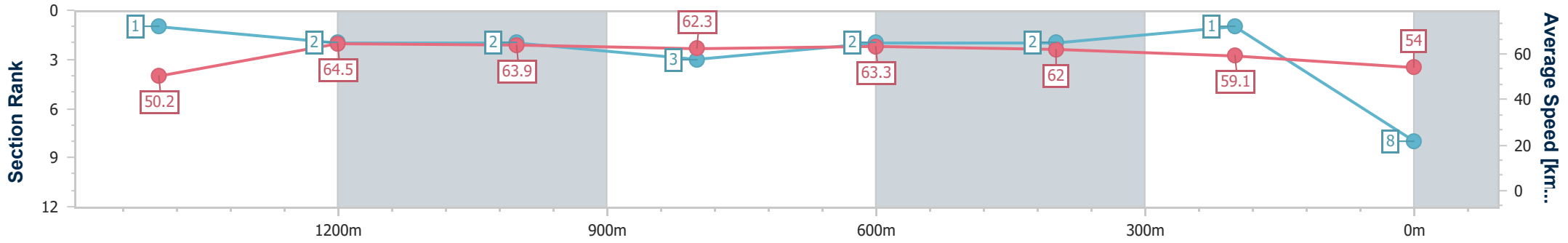
Horse/Jockey Name	Choquant
Final Rank	8
Fastest Section Time (Section)	0:11.21 (1400m)
Top Speed [km/h] (Section)	65.4 (1200m)
Race State	Finished



Townsville QLD Professional
 Race 7: LADBROKES RACING CLUB RATINGS BAND 0 - 60
 Handicap - 1609m
 23 June 2024 - 15:59
 Track Rating: Soft 5, Weather: Fine, Rail Position: +5m 1000m-
 W/Post, +2m Remainder



Section	Overall	1400m	1200m	1000m	800m	600m	400m	200m						
Section Times	1:38.05 [8] (0:15.08)	1:22.97 [1] (0:11.21)	1:11.76 [2] (0:11.24)	1:00.52 [2] (0:11.61)	0:48.91 [3] (0:11.53)	0:37.38 [2] (0:11.79)	0:25.59 [2] (0:12.27)	0:13.32 [1] (0:13.32)						
Average Speed [km/h]	50.2	64.5	63.9	62.3	63.3	62.0	59.1	54.0						
Top Speed [km/h]	65.1	65.2	65.4	63.8	63.8	63.1	61.1	56.7						
Avg. Dist. to Rail [m]	3.5	1.4	0.7	1.3	2.9	3.4	4.2	5.9						
Avg. Stride Freq. [Hz]	2.3	2.3	2.2	2.2	2.2	2.2	2.1	2.1						
Avg. Stride Length [m]	6.6	7.9	8.0	8.0	7.9	7.8	7.7	7.3						



- [] Ranking at each section and finish
- .-.- No data available at this section
- NA No data available



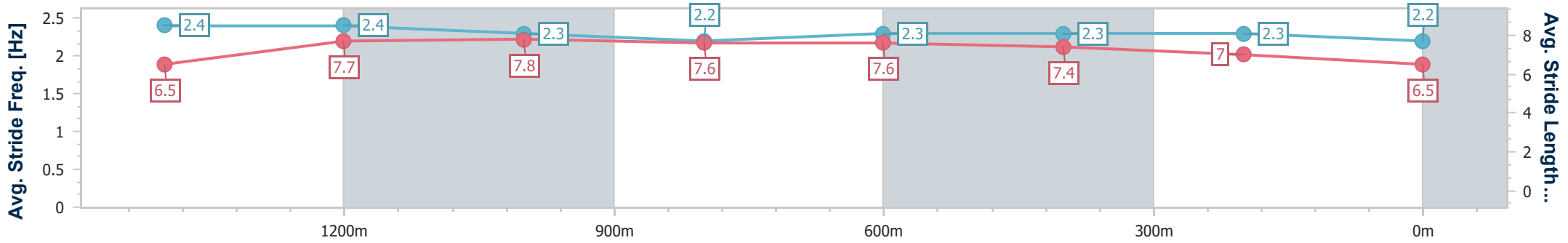
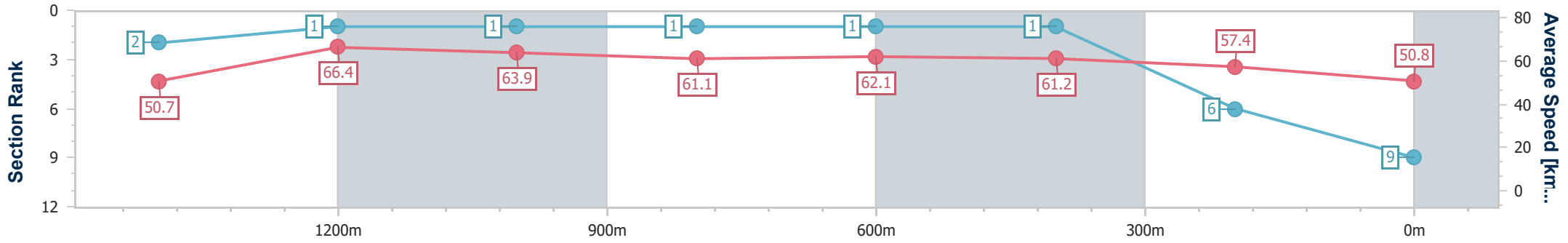
Horse/Jockey Name	Defrosted
Final Rank	9
Fastest Section Time (Section)	0:10.93 (1400m)
Top Speed [km/h] (Section)	69.0 (1400m)
Race State	Finished



Townsville QLD Professional
 Race 7: LADBROKES RACING CLUB RATINGS BAND 0 - 60
 Handicap - 1609m
 23 June 2024 - 15:59
 Track Rating: Soft 5, Weather: Fine, Rail Position: +5m 1000m-
 W/Post, +2m Remainder



Section	Overall	1400m	1200m	1000m	800m	600m	400m	200m						
Section Times	1:39.08 [9] (0:15.15)	1:23.93 [2] (0:10.93)	1:13.00 [1] (0:11.23)	1:01.77 [1] (0:11.63)	0:50.14 [1] (0:11.60)	0:38.54 [1] (0:11.78)	0:26.76 [1] (0:12.59)	0:14.17 [6] (0:14.17)						
Average Speed [km/h]	50.7	66.4	63.9	61.1	62.1	61.2	57.4	50.8						
Top Speed [km/h]	69.0	69.0	66.3	62.0	62.9	63.2	59.1	55.3						
Avg. Dist. to Rail [m]	9.3	2.2	1.8	2.7	0.4	0.5	1.9	4.5						
Avg. Stride Freq. [Hz]	2.4	2.4	2.3	2.2	2.3	2.3	2.3	2.2						
Avg. Stride Length [m]	6.5	7.7	7.8	7.6	7.6	7.4	7.0	6.5						



- [] Ranking at each section and finish
- .-.- No data available at this section
- NA No data available



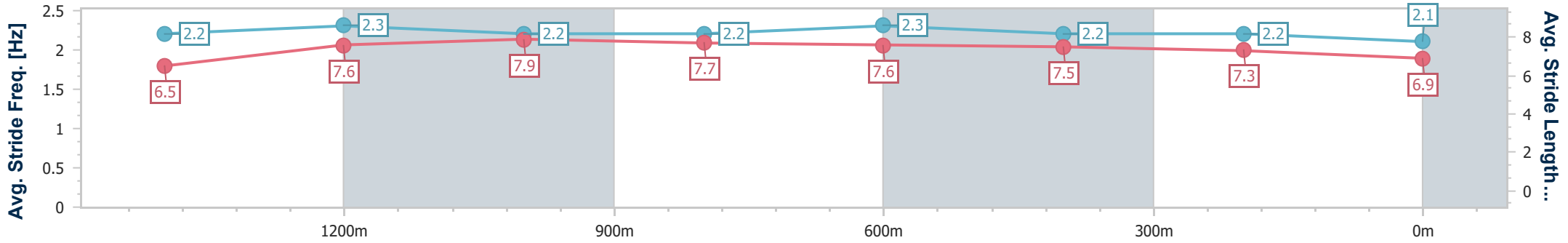
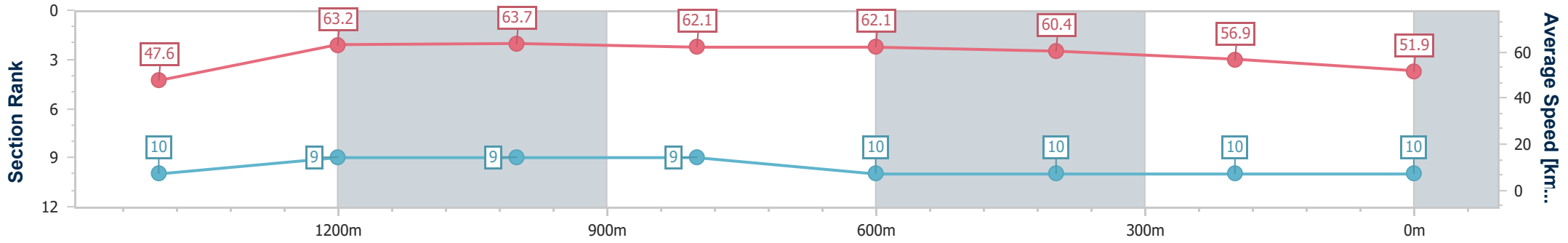
Horse/Jockey Name	Do Well Legend
Final Rank	10
Fastest Section Time (Section)	0:11.27 (1200m)
Top Speed [km/h] (Section)	64.1 (1200m)
Race State	Finished



Townsville QLD Professional
 Race 7: LADBROKES RACING CLUB RATINGS BAND 0 - 60
 Handicap - 1609m
 23 June 2024 - 15:59
 Track Rating: Soft 5, Weather: Fine, Rail Position: +5m 1000m-
 W/Post, +2m Remainder



Section	Overall	1400m	1200m	1000m	800m	600m	400m	200m						
Section Times	1:40.42 [10] (0:16.00)	1:24.42 [10] (0:11.41)	1:13.01 [9] (0:11.27)	1:01.74 [9] (0:11.51)	0:50.23 [9] (0:11.66)	0:38.57 [10] (0:12.00)	0:26.57 [10] (0:12.70)	0:13.87 [10] (0:13.87)						
Average Speed [km/h]	47.6	63.2	63.7	62.1	62.1	60.4	56.9	51.9						
Top Speed [km/h]	63.0	63.9	64.1	62.6	62.6	62.0	57.8	55.7						
Avg. Dist. to Rail [m]	6.1	0.7	1.3	1.6	1.2	1.3	2.3	3.5						
Avg. Stride Freq. [Hz]	2.2	2.3	2.2	2.2	2.3	2.2	2.2	2.1						
Avg. Stride Length [m]	6.5	7.6	7.9	7.7	7.6	7.5	7.3	6.9						



- [] Ranking at each section and finish
- .-.- No data available at this section
- NA No data available



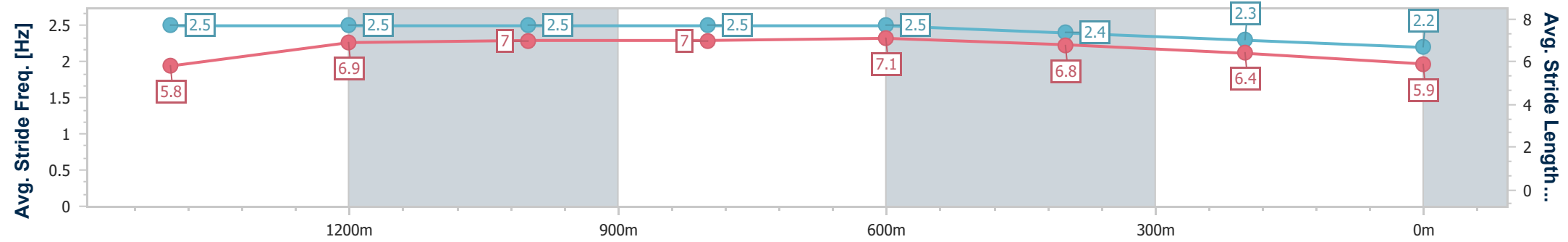
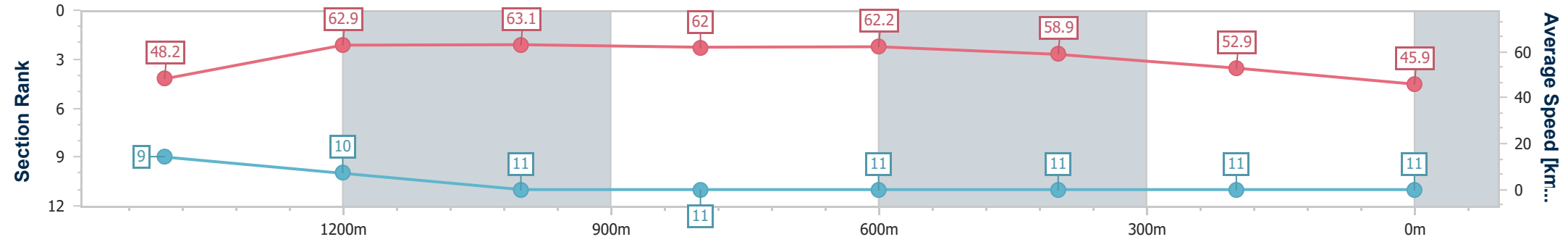
Horse/Jockey Name	Hezabusybee
Final Rank	11
Fastest Section Time (Section)	0:11.40 (1200m)
Top Speed [km/h] (Section)	63.9 (1200m)
Race State	Finished



Townsville QLD Professional
 Race 7: LADBROKES RACING CLUB RATINGS BAND 0 - 60
 Handicap - 1609m
 23 June 2024 - 15:59
 Track Rating: Soft 5, Weather: Fine, Rail Position: +5m 1000m-
 W/Post, +2m Remainder



Section	Overall	1400m	1200m	1000m	800m	600m	400m	200m						
Section Times	1:43.43 [11] (0:15.92)	1:27.51 [9] (0:11.52)	1:15.99 [10] (0:11.40)	1:04.59 [11] (0:11.58)	0:53.01 [11] (0:11.53)	0:41.48 [11] (0:12.18)	0:29.30 [11] (0:13.63)	0:15.67 [11] (0:15.67)						
Average Speed [km/h]	48.2	62.9	63.1	62.0	62.2	58.9	52.9	45.9						
Top Speed [km/h]	63.0	63.7	63.9	62.9	62.9	62.1	56.5	50.8						
Avg. Dist. to Rail [m]	9.1	2.9	2.2	1.0	0.5	1.1	3.1	8.2						
Avg. Stride Freq. [Hz]	2.5	2.5	2.5	2.5	2.5	2.4	2.3	2.2						
Avg. Stride Length [m]	5.8	6.9	7.0	7.0	7.1	6.8	6.4	5.9						



- [] Ranking at each section and finish
- .-.- No data available at this section
- NA No data available



Townsville QLD Professional

Race 8: EXPLORE PROPERTY MUNRO & CO BENCHMARK 65 Handicap - 1300m

23 June 2024 - 16:34



Track Rating: Soft 5, Weather: Fine, Rail Position: +5m 1000m-W/Post, +2m Remainder

Section		Overall	1200m	1000m	800m	600m	400m	Last 600m				
Field Times		1:17.45 (0:09.84)	1:07.61 (0:10.76)	0:56.85 (0:10.85)	0:46.00 (0:10.98)	0:35.02 (0:11.24)	0:23.78 (0:11.54)	0:35.02				
Rank	TAB Horse/Jockey	Barrier	Top Speed [km/h]	Fastest Section	Distance Travelled [m]							
1	5 CROWNING MOMENT Lacey Morrison	4	67.5 800m	0:09.87 Overall	1:17.45 [1] (0:09.87)	1:07.58 [2] (0:11.33)	0:56.25 [6] (0:10.93)	0:45.32 [6] (0:11.03)	0:34.29 [6] (0:11.24)	0:23.05 [6] (0:11.23)	0:34.29	
2	6 DARK REBEL Ryan Wiggins	2	67.9 800m	0:09.88 Overall	1:17.65 [2] (0:09.88)	1:07.77 [3] (0:11.04)	0:56.73 [2] (0:10.93)	0:45.80 [2] (0:10.90)	0:34.90 [2] (0:11.11)	0:23.79 [2] (0:11.35)	0:34.90	-2
3	11 DEVIL'S INN Carl Spry	1	68.1 800m	0:09.95 Overall	1:18.07 [3] (0:09.95)	1:08.12 [4] (0:11.12)	0:57.00 [4] (0:11.04)	0:45.96 [5] (0:10.82)	0:35.14 [5] (0:11.18)	0:23.96 [3] (0:11.45)	0:35.14	+1
4	4 REALEZA Ashley Butler	17	68.7 1200m	0:09.84 Overall	1:18.09 [4] (0:09.84)	1:08.25 [1] (0:10.76)	0:57.49 [1] (0:10.85)	0:46.64 [1] (0:10.98)	0:35.66 [1] (0:11.24)	0:24.42 [1] (0:11.66)	0:35.66	-1
5	14 ELLEVES Chelsea Jokic	3	67.4 800m	0:10.33 Overall	1:18.25 [5] (0:10.33)	1:07.92 [12] (0:11.09)	0:56.83 [9] (0:11.07)	0:45.76 [9] (0:10.86)	0:34.90 [7] (0:11.35)	0:23.55 [7] (0:11.35)	0:34.90	-2
6	13 DON'T TELL LEEANNE Graham Kliese	13	67.6 1000m	0:10.01 Overall	1:18.32 [6] (0:10.01)	1:08.31 [6] (0:11.40)	0:56.91 [8] (0:11.08)	0:45.83 [8] (0:10.95)	0:34.88 [8] (0:11.32)	0:23.56 [8] (0:11.38)	0:34.88	+1
7	3 TEMPO Jackson Murphy	11	67.4 1000m	0:10.00 Overall	1:18.37 [7] (0:10.00)	1:08.37 [5] (0:10.97)	0:57.40 [3] (0:10.95)	0:46.45 [3] (0:11.00)	0:35.45 [4] (0:11.47)	0:23.98 [5] (0:11.69)	0:35.45	+2
8	16 MAJESTIC WINGS Scott Sheargold	6	67.6 800m	0:10.10 Overall	1:18.55 [8] (0:10.10)	1:08.45 [8] (0:11.38)	0:57.07 [10] (0:11.28)	0:45.79 [10] (0:10.94)	0:34.85 [10] (0:11.27)	0:23.58 [9] (0:11.38)	0:34.85	-6
9	8 NEVER CRY Masayuki Abe	14	67.4 600m	0:10.13 Overall	1:18.69 [9] (0:10.13)	1:08.56 [11] (0:11.58)	0:56.98 [12] (0:11.18)	0:45.80 [11] (0:10.94)	0:34.86 [11] (0:11.32)	0:23.54 [11] (0:11.46)	0:34.86	+2
10	9 INVINCIBLE BAY Tyler Leslight	9	67.3 800m	0:10.11 Overall	1:19.01 [10] (0:10.11)	1:08.90 [9] (0:11.40)	0:57.50 [11] (0:11.42)	0:46.08 [12] (0:10.98)	0:35.10 [12] (0:11.36)	0:23.74 [12] (0:11.56)	0:35.10	+5

Scratched: Fanaar (#7), Majestics Request (#12), Kefalonia (#15), The Sherpa (#17), Dawn Strike (#18), Scantoon (#1)

[] Ranking at each section and finish
 -:-:- No data available at this section
 NA No data available
 SCN Saddle cloth number
 DNF Did not finish
 DNT Did not track



Townsville QLD Professional
Race 8: EXPLORE PROPERTY MUNRO & CO BENCHMARK 65 Handicap
- 1300m
23 June 2024 - 16:34



Track Rating: Soft 5, Weather: Fine, Rail Position: +5m 1000m-W/Post, +2m Remainder

Section	Overall	1200m	1000m	800m	600m	400m	Last 600m
Field Times	1:17.45 (0:09.84)	1:07.61 (0:10.76)	0:56.85 (0:10.85)	0:46.00 (0:10.98)	0:35.02 (0:11.24)	0:23.78 (0:11.54)	0:35.02

Rank	TAB	Horse/Jockey	Barrier	Top Speed [km/h]	Fastest Section	Overall	1200m	1000m	800m	600m	400m	Last 600m	Distance Travelled [m]
11	2	WISE DRAGON	18	66.9	0:10.12	1:19.33 [11]	1:09.21 [10]	0:58.02 [7]	0:46.89 [7]	0:35.78 [9]	0:24.32 [10]	0:35.78	+6
		Frank Edwards		800m	Overall	(0:10.12)	(0:11.19)	(0:11.13)	(0:11.11)	(0:11.46)	(0:11.65)		
12	10	AMMAND	10	69.8	0:10.03	1:19.89 [12]	1:09.86 [7]	0:58.72 [5]	0:47.93 [4]	0:37.08 [3]	0:25.56 [4]	0:37.08	+5
		Nathan Day		800m	Overall	(0:10.03)	(0:11.14)	(0:10.79)	(0:10.85)	(0:11.52)	(0:12.12)		

Scratched: Fanaar (#7), Majestics Request (#12), Kefalonia (#15), The Sherpa (#17), Dawn Strike (#18), Scantoon (#1)



Townsville QLD Professional
Race 8: EXPLORE PROPERTY MUNRO & CO BENCHMARK 65 Handicap
- 1300m
23 June 2024 - 16:34



Track Rating: Soft 5, Weather: Fine, Rail Position: +5m 1000m-W/Post, +2m Remainder

Section				200m				Last 600m	
Field Times				0:12.24 (0:12.24)				0:35.02	
Rank	TAB	Horse/Jockey	Barrier	Top Speed [km/h]	Fastest Section	Margin			Distance Travelled [m]
1	5	CROWNING MOMENT Lacey Morrison	4	67.5 800m	0:09.87 Overall	0:11.82 [4] (0:11.82)	1:17.45		0:34.29
2	6	DARK REBEL Ryan Wiggins	2	67.9 800m	0:09.88 Overall	0:12.44 [1] (0:12.44)	1.18L		0:34.90 -2
3	11	DEVIL'S INN Carl Spry	1	68.1 800m	0:09.95 Overall	0:12.51 [3] (0:12.51)	3.7L		0:35.14 +1
4	4	REALEZA Ashley Butler	17	68.7 1200m	0:09.84 Overall	0:12.76 [2] (0:12.76)	3.78L		0:35.66 -1
5	14	ELLEVES Chelsea Jokic	3	67.4 800m	0:10.33 Overall	0:12.20 [5] (0:12.20)	4.75L		0:34.90 -2
6	13	DON'T TELL LEEANNE Graham Kliese	13	67.6 1000m	0:10.01 Overall	0:12.18 [7] (0:12.18)	5.16L		0:34.88 +1
7	3	TEMPO Jackson Murphy	11	67.4 1000m	0:10.00 Overall	0:12.29 [6] (0:12.29)	5.42L		0:35.45 +2
8	16	MAJESTIC WINGS Scott Sheargold	6	67.6 800m	0:10.10 Overall	0:12.20 [8] (0:12.20)	6.51L		0:34.85 -6
9	8	NEVER CRY Masayuki Abe	14	67.4 600m	0:10.13 Overall	0:12.08 [10] (0:12.08)	7.31L		0:34.86 +2
10	9	INVINCIBLE BAY Tyler Leslight	9	67.3 800m	0:10.11 Overall	0:12.18 [12] (0:12.18)	9.17L		0:35.10 +5

Scratched: Fanaar (#7), Majestics Request (#12), Kefalonia (#15), The Sherpa (#17), Dawn Strike (#18), Scantoon (#1)

Report Created: Sun 23 June 2024 17:13 GMT+10 (Note: Timing is based on position data)

Page 3/16

[] Ranking at each section and finish
 -:-:- No data available at this section
 NA No data available

SCN Saddle cloth number
 DNF Did not finish
 DNT Did not track

data processed by **TRIPLES DATA**



Townsville QLD Professional
Race 8: EXPLORE PROPERTY MUNRO & CO BENCHMARK 65 Handicap
- 1300m
23 June 2024 - 16:34



Track Rating: Soft 5, Weather: Fine, Rail Position: +5m 1000m-W/Post, +2m Remainder

Section				200m				Last 600m		
Field Times				0:12.24 (0:12.24)				0:35.02		
Rank	TAB	Horse/Jockey	Barrier	Top Speed [km/h]	Fastest Section	Margin			Distance Travelled [m]	
11	2	WISE DRAGON	18	66.9	0:10.12	0:12.67 [11]	11.06L		0:35.78	+6
		Frank Edwards		800m	Overall	(0:12.67)				
12	10	AMMAND	10	69.8	0:10.03	0:13.44 [9]	14.39L		0:37.08	+5
		Nathan Day		800m	Overall	(0:13.44)				

Scratched: Fanaar (#7), Majestics Request (#12), Kefalonia (#15), The Sherpa (#17), Dawn Strike (#18), Scantoon (#1)

[] Ranking at each section and finish
 -:-:-:- No data available at this section
 NA No data available

SCN Saddle cloth number
 DNF Did not finish
 DNT Did not track



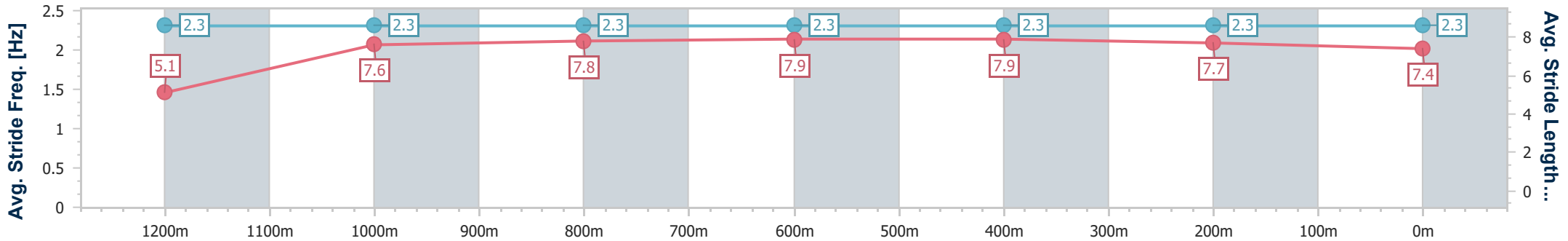
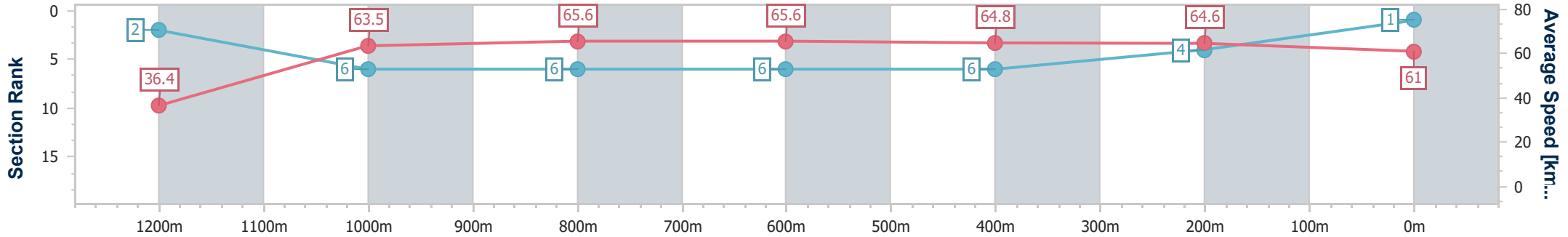
Horse/Jockey Name	Crowning Moment
Final Rank	1
Fastest Section Time (Section)	0:09.87 (Overall)
Top Speed [km/h] (Section)	67.5 (800m)
Race State	Finished



Townsville QLD Professional
 Race 8: EXPLORE PROPERTY MUNRO & CO BENCHMARK 65
 Handicap - 1300m
 23 June 2024 - 16:34
 Track Rating: Soft 5, Weather: Fine, Rail Position: +5m 1000m-
 W/Post, +2m Remainder



Section	Overall	1200m	1000m	800m	600m	400m	200m
Section Times	1:17.45 [1] (0:09.87)	1:07.58 [2] (0:11.33)	0:56.25 [6] (0:10.93)	0:45.32 [6] (0:11.03)	0:34.29 [6] (0:11.24)	0:23.05 [6] (0:11.23)	0:11.82 [4] (0:11.82)
Average Speed [km/h]	36.4	63.5	65.6	65.6	64.8	64.6	61.0
Top Speed [km/h]	60.0	64.9	66.7	67.5	65.5	65.3	63.7
Avg. Dist. to Rail [m]	7.0	2.0	0.9	1.1	2.5	5.1	6.5
Avg. Stride Freq. [Hz]	2.3	2.3	2.3	2.3	2.3	2.3	2.3
Avg. Stride Length [m]	5.1	7.6	7.8	7.9	7.9	7.7	7.4



- [] Ranking at each section and finish
- .-.- No data available at this section
- NA No data available



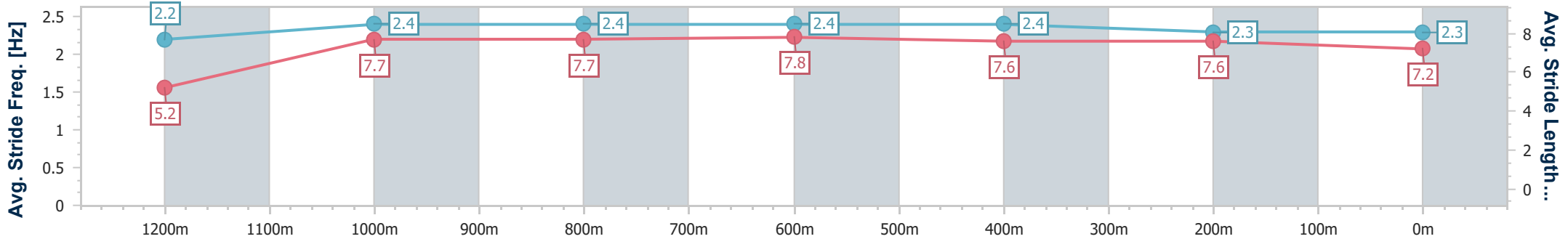
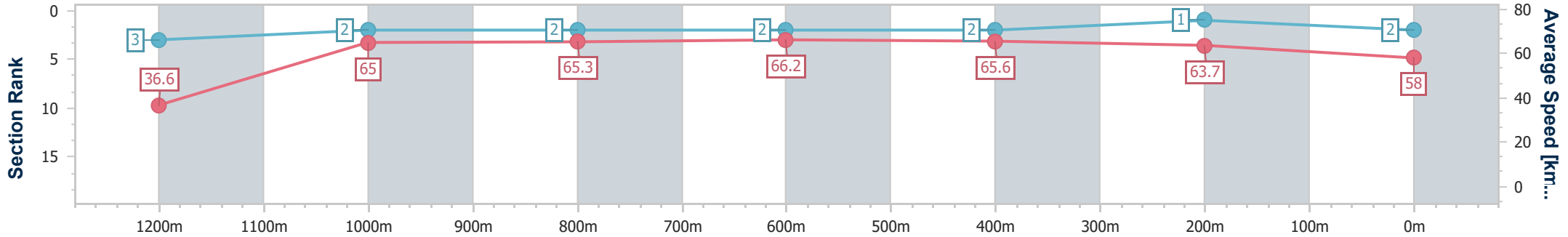
Horse/Jockey Name	Dark Rebel
Final Rank	2
Fastest Section Time (Section)	0:09.88 (Overall)
Top Speed [km/h] (Section)	67.9 (800m)
Race State	Finished



Townsville QLD Professional
 Race 8: EXPLORE PROPERTY MUNRO & CO BENCHMARK 65
 Handicap - 1300m
 23 June 2024 - 16:34
 Track Rating: Soft 5, Weather: Fine, Rail Position: +5m 1000m-
 W/Post, +2m Remainder



Section	Overall	1200m	1000m	800m	600m	400m	200m
Section Times	1:17.65 [2] (0:09.88)	1:07.77 [3] (0:11.04)	0:56.73 [2] (0:10.93)	0:45.80 [2] (0:10.90)	0:34.90 [2] (0:11.11)	0:23.79 [2] (0:11.35)	0:12.44 [1] (0:12.44)
Average Speed [km/h]	36.6	65.0	65.3	66.2	65.6	63.7	58.0
Top Speed [km/h]	61.8	66.6	66.9	67.9	67.5	64.9	61.2
Avg. Dist. to Rail [m]	5.8	1.6	2.0	0.5	2.3	4.2	4.3
Avg. Stride Freq. [Hz]	2.2	2.4	2.4	2.4	2.4	2.3	2.3
Avg. Stride Length [m]	5.2	7.7	7.7	7.8	7.6	7.6	7.2



- [] Ranking at each section and finish
- .-.- No data available at this section
- NA No data available



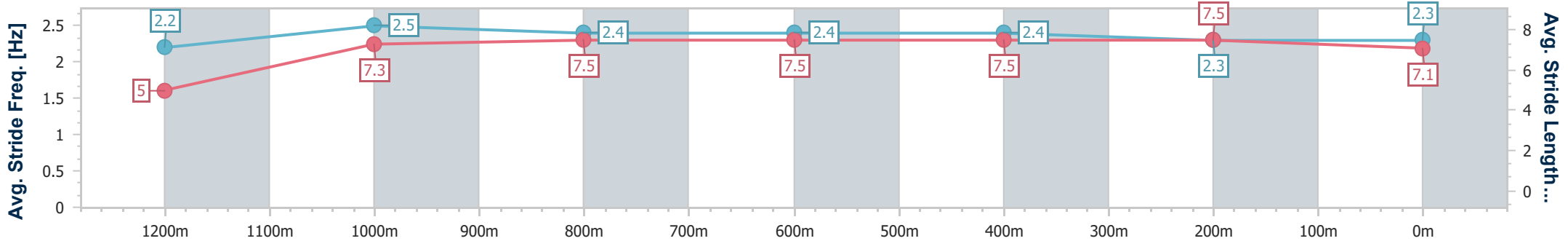
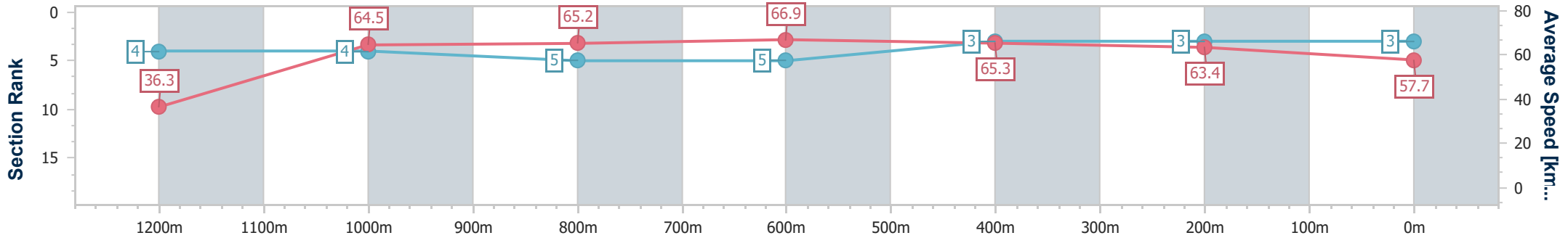
Horse/Jockey Name	Devil's Inn
Final Rank	3
Fastest Section Time (Section)	0:09.95 (Overall)
Top Speed [km/h] (Section)	68.1 (800m)
Race State	Finished



Townsville QLD Professional
 Race 8: EXPLORE PROPERTY MUNRO & CO BENCHMARK 65
 Handicap - 1300m
 23 June 2024 - 16:34
 Track Rating: Soft 5, Weather: Fine, Rail Position: +5m 1000m-
 W/Post, +2m Remainder



Section	Overall	1200m	1000m	800m	600m	400m	200m
Section Times	1:18.07 [3] (0:09.95)	1:08.12 [4] (0:11.12)	0:57.00 [4] (0:11.04)	0:45.96 [5] (0:10.82)	0:35.14 [5] (0:11.18)	0:23.96 [3] (0:11.45)	0:12.51 [3] (0:12.51)
Average Speed [km/h]	36.3	64.5	65.2	66.9	65.3	63.4	57.7
Top Speed [km/h]	61.9	65.5	66.6	68.1	66.4	65.1	61.4
Avg. Dist. to Rail [m]	5.2	1.1	0.8	1.4	2.7	5.3	6.5
Avg. Stride Freq. [Hz]	2.2	2.5	2.4	2.4	2.4	2.3	2.3
Avg. Stride Length [m]	5.0	7.3	7.5	7.5	7.5	7.5	7.1



- [] Ranking at each section and finish
- .-.- No data available at this section
- NA No data available



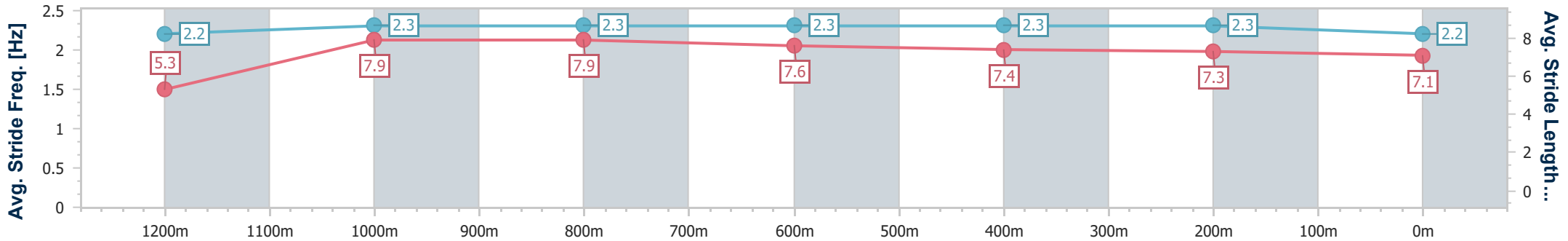
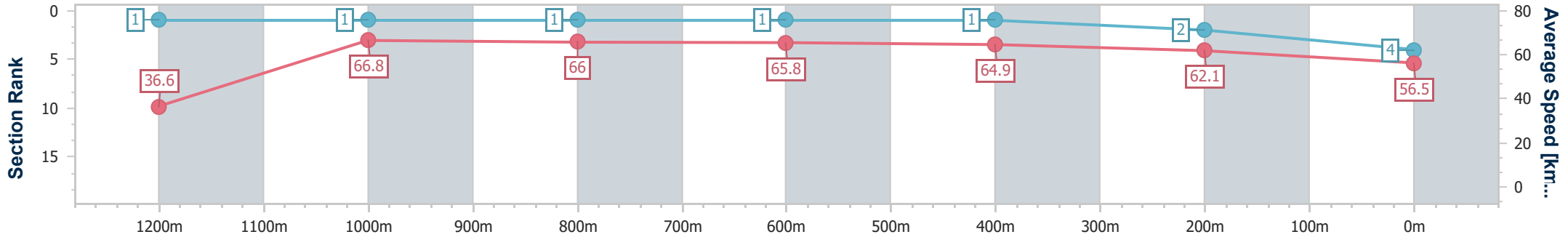
Horse/Jockey Name	Realeza
Final Rank	4
Fastest Section Time (Section)	0:09.84 (Overall)
Top Speed [km/h] (Section)	68.7 (1200m)
Race State	Finished



Townsville QLD Professional
 Race 8: EXPLORE PROPERTY MUNRO & CO BENCHMARK 65
 Handicap - 1300m
 23 June 2024 - 16:34
 Track Rating: Soft 5, Weather: Fine, Rail Position: +5m 1000m-
 W/Post, +2m Remainder



Section	Overall	1200m	1000m	800m	600m	400m	200m
Section Times	1:18.09 [4] (0:09.84)	1:08.25 [1] (0:10.76)	0:57.49 [1] (0:10.85)	0:46.64 [1] (0:10.98)	0:35.66 [1] (0:11.24)	0:24.42 [1] (0:11.66)	0:12.76 [2] (0:12.76)
Average Speed [km/h]	36.6	66.8	66.0	65.8	64.9	62.1	56.5
Top Speed [km/h]	63.5	68.7	67.5	66.2	65.8	63.8	59.6
Avg. Dist. to Rail [m]	14.1	4.7	1.4	1.1	2.3	3.2	3.6
Avg. Stride Freq. [Hz]	2.2	2.3	2.3	2.3	2.3	2.3	2.2
Avg. Stride Length [m]	5.3	7.9	7.9	7.6	7.4	7.3	7.1



- [] Ranking at each section and finish
- .-.- No data available at this section
- NA No data available



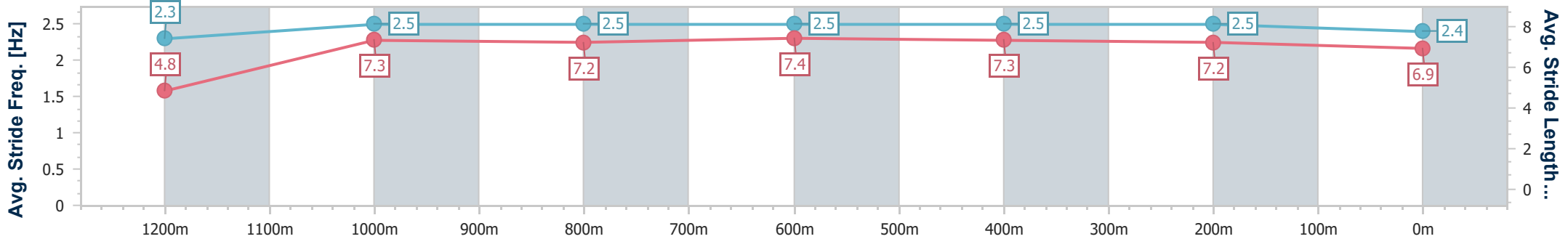
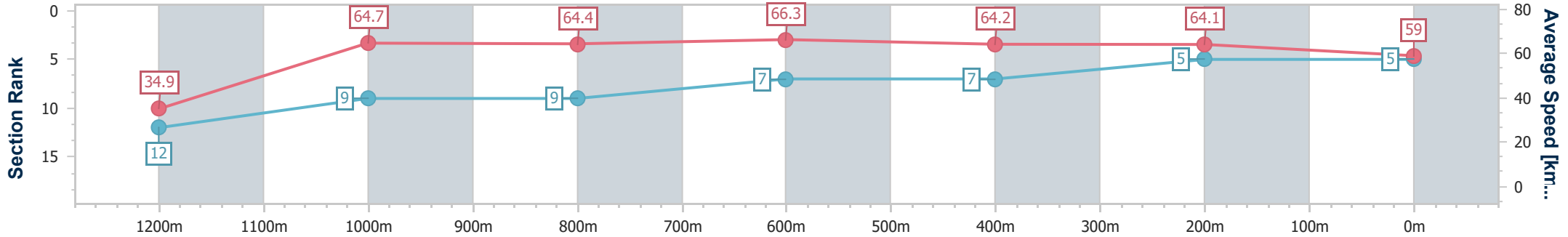
Horse/Jockey Name	Elleves
Final Rank	5
Fastest Section Time (Section)	0:10.33 (Overall)
Top Speed [km/h] (Section)	67.4 (800m)
Race State	Finished



Townsville QLD Professional
 Race 8: EXPLORE PROPERTY MUNRO & CO BENCHMARK 65
 Handicap - 1300m
 23 June 2024 - 16:34
 Track Rating: Soft 5, Weather: Fine, Rail Position: +5m 1000m-
 W/Post, +2m Remainder



Section	Overall	1200m	1000m	800m	600m	400m	200m
Section Times	1:18.25 [5] (0:10.33)	1:07.92 [12] (0:11.09)	0:56.83 [9] (0:11.07)	0:45.76 [9] (0:10.86)	0:34.90 [7] (0:11.35)	0:23.55 [7] (0:11.35)	0:12.20 [5] (0:12.20)
Average Speed [km/h]	34.9	64.7	64.4	66.3	64.2	64.1	59.0
Top Speed [km/h]	61.3	66.1	66.0	67.4	65.2	65.3	62.2
Avg. Dist. to Rail [m]	6.7	1.3	2.3	0.7	2.4	5.9	7.7
Avg. Stride Freq. [Hz]	2.3	2.5	2.5	2.5	2.5	2.5	2.4
Avg. Stride Length [m]	4.8	7.3	7.2	7.4	7.3	7.2	6.9



- [] Ranking at each section and finish
- .-.- No data available at this section
- NA No data available



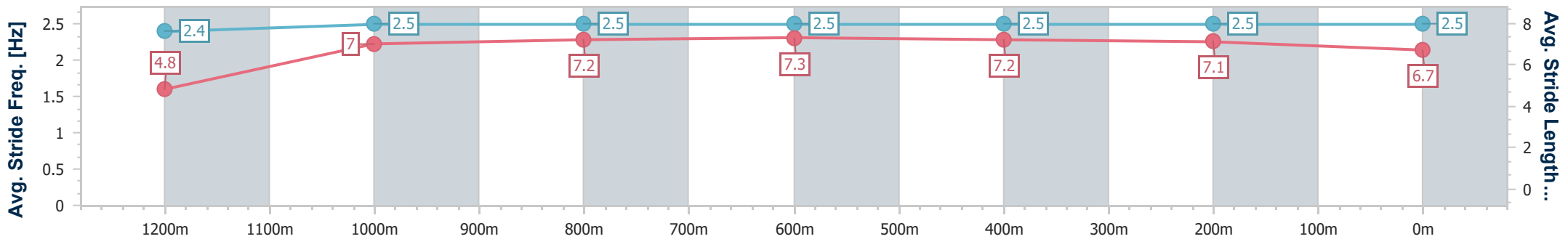
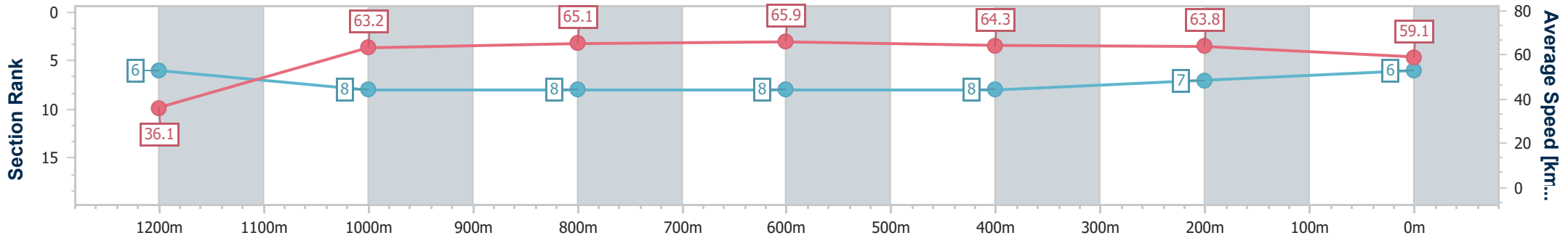
Horse/Jockey Name	Don't Tell Leanne
Final Rank	6
Fastest Section Time (Section)	0:10.01 (Overall)
Top Speed [km/h] (Section)	67.6 (1000m)
Race State	Finished



Townsville QLD Professional
 Race 8: EXPLORE PROPERTY MUNRO & CO BENCHMARK 65
 Handicap - 1300m
 23 June 2024 - 16:34
 Track Rating: Soft 5, Weather: Fine, Rail Position: +5m 1000m-
 W/Post, +2m Remainder



Section	Overall	1200m	1000m	800m	600m	400m	200m							
Section Times	1:18.32 [6] (0:10.01)	1:08.31 [6] (0:11.40)	0:56.91 [8] (0:11.08)	0:45.83 [8] (0:10.95)	0:34.88 [8] (0:11.32)	0:23.56 [8] (0:11.38)	0:12.18 [7] (0:12.18)							
Average Speed [km/h]	36.1	63.2	65.1	65.9	64.3	63.8	59.1							
Top Speed [km/h]	60.5	64.8	67.6	67.0	65.7	65.3	62.2							
Avg. Dist. to Rail [m]	11.5	3.1	0.2	0.6	2.1	6.5	9.3							
Avg. Stride Freq. [Hz]	2.4	2.5	2.5	2.5	2.5	2.5	2.5							
Avg. Stride Length [m]	4.8	7.0	7.2	7.3	7.2	7.1	6.7							



- [] Ranking at each section and finish
- .-.- No data available at this section
- NA No data available



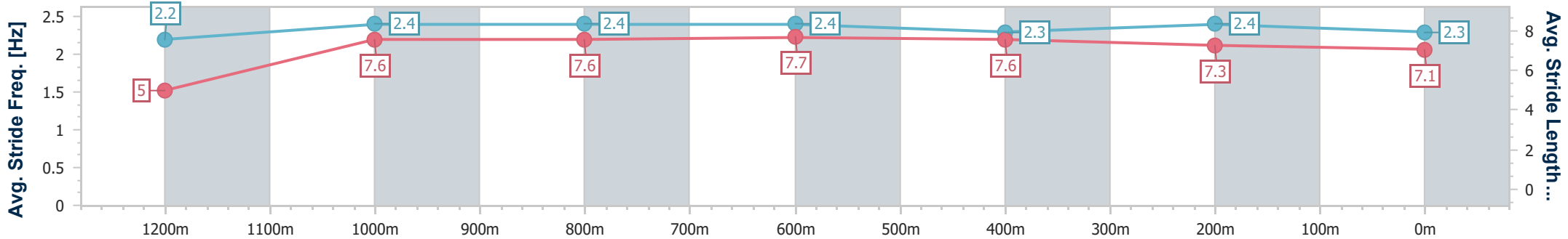
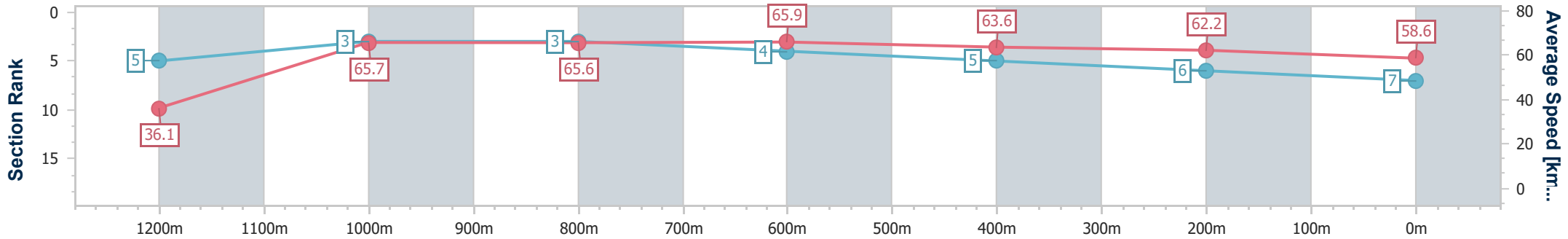
Horse/Jockey Name	Tempo
Final Rank	7
Fastest Section Time (Section)	0:10.00 (Overall)
Top Speed [km/h] (Section)	67.4 (1000m)
Race State	Finished



Townsville QLD Professional
 Race 8: EXPLORE PROPERTY MUNRO & CO BENCHMARK 65
 Handicap - 1300m
 23 June 2024 - 16:34
 Track Rating: Soft 5, Weather: Fine, Rail Position: +5m 1000m-
 W/Post, +2m Remainder



Section	Overall	1200m	1000m	800m	600m	400m	200m							
Section Times	1:18.37 [7] (0:10.00)	1:08.37 [5] (0:10.97)	0:57.40 [3] (0:10.95)	0:46.45 [3] (0:11.00)	0:35.45 [4] (0:11.47)	0:23.98 [5] (0:11.69)	0:12.29 [6] (0:12.29)							
Average Speed [km/h]	36.1	65.7	65.6	65.9	63.6	62.2	58.6							
Top Speed [km/h]	63.2	67.3	67.4	67.3	64.6	63.7	61.1							
Avg. Dist. to Rail [m]	12.1	3.7	0.5	1.1	2.7	6.8	7.9							
Avg. Stride Freq. [Hz]	2.2	2.4	2.4	2.4	2.3	2.4	2.3							
Avg. Stride Length [m]	5.0	7.6	7.6	7.7	7.6	7.3	7.1							



- [] Ranking at each section and finish
- .-.- No data available at this section
- NA No data available



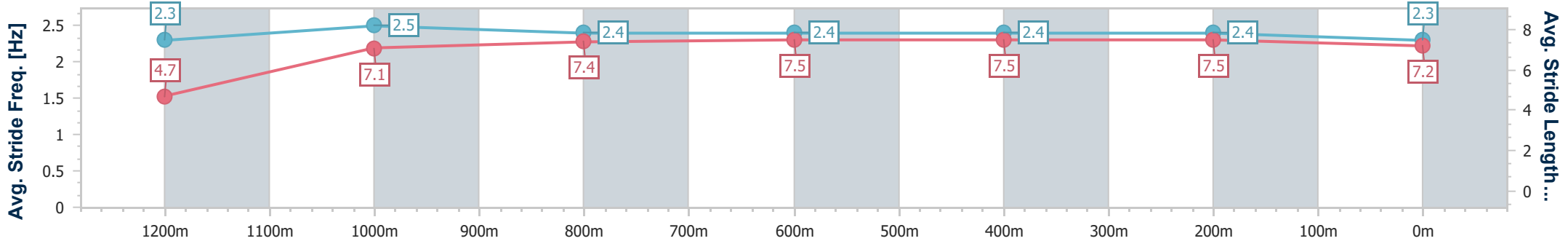
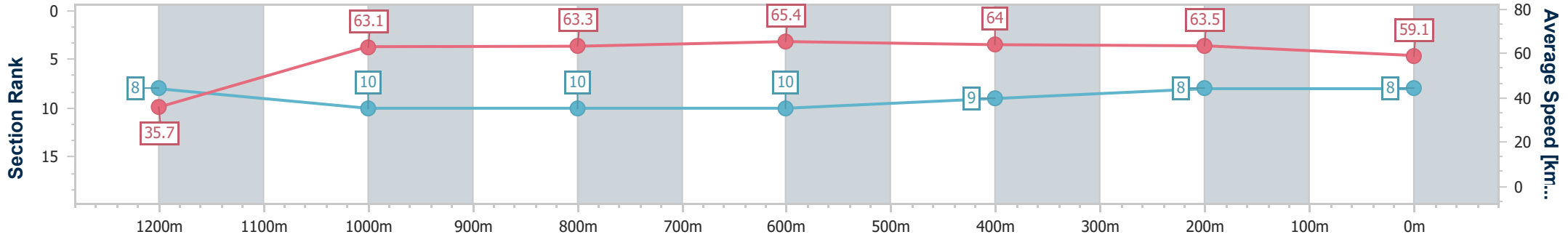
Horse/Jockey Name	Majestic Wings
Final Rank	8
Fastest Section Time (Section)	0:10.10 (Overall)
Top Speed [km/h] (Section)	67.6 (800m)
Race State	Finished



Townsville QLD Professional
 Race 8: EXPLORE PROPERTY MUNRO & CO BENCHMARK 65
 Handicap - 1300m
 23 June 2024 - 16:34
 Track Rating: Soft 5, Weather: Fine, Rail Position: +5m 1000m-
 W/Post, +2m Remainder



Section	Overall	1200m	1000m	800m	600m	400m	200m
Section Times	1:18.55 [8] (0:10.10)	1:08.45 [8] (0:11.38)	0:57.07 [10] (0:11.28)	0:45.79 [10] (0:10.94)	0:34.85 [10] (0:11.27)	0:23.58 [9] (0:11.38)	0:12.20 [8] (0:12.20)
Average Speed [km/h]	35.7	63.1	63.3	65.4	64.0	63.5	59.1
Top Speed [km/h]	58.4	65.5	65.9	67.6	65.4	65.5	61.6
Avg. Dist. to Rail [m]	7.9	1.8	2.2	1.4	0.8	3.8	5.8
Avg. Stride Freq. [Hz]	2.3	2.5	2.4	2.4	2.4	2.4	2.3
Avg. Stride Length [m]	4.7	7.1	7.4	7.5	7.5	7.5	7.2



- [] Ranking at each section and finish
- .-.- No data available at this section
- NA No data available



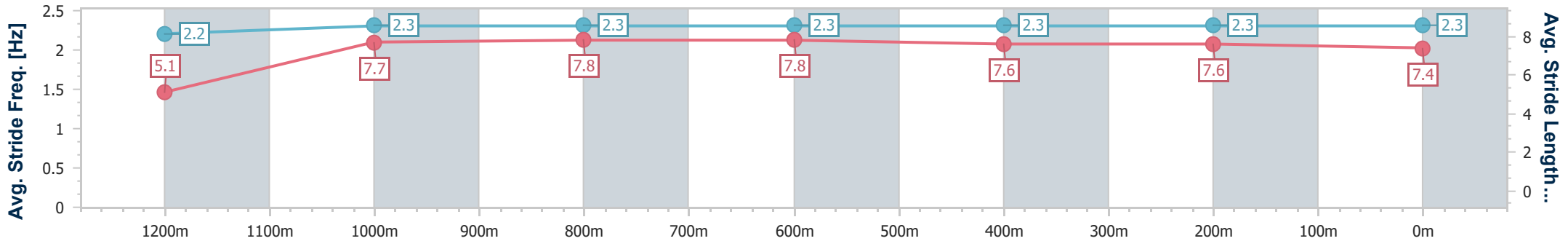
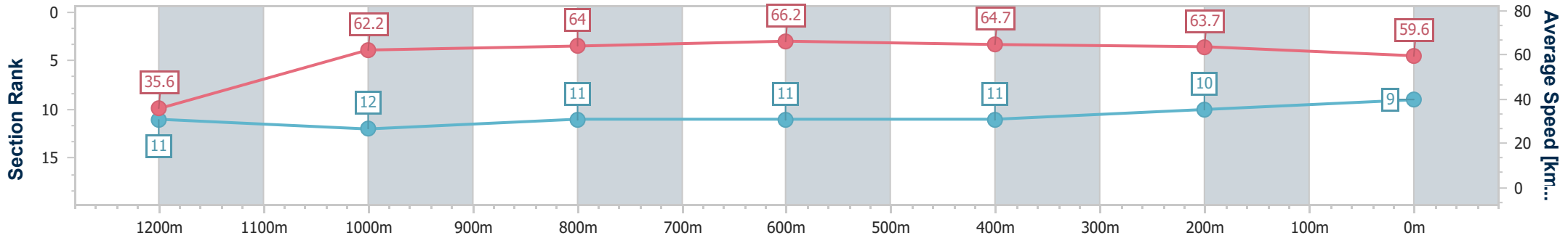
Horse/Jockey Name	Never Cry
Final Rank	9
Fastest Section Time (Section)	0:10.13 (Overall)
Top Speed [km/h] (Section)	67.4 (600m)
Race State	Finished



Townsville QLD Professional
 Race 8: EXPLORE PROPERTY MUNRO & CO BENCHMARK 65
 Handicap - 1300m
 23 June 2024 - 16:34
 Track Rating: Soft 5, Weather: Fine, Rail Position: +5m 1000m-
 W/Post, +2m Remainder



Section	Overall	1200m	1000m	800m	600m	400m	200m
Section Times	1:18.69 [9] (0:10.13)	1:08.56 [11] (0:11.58)	0:56.98 [12] (0:11.18)	0:45.80 [11] (0:10.94)	0:34.86 [11] (0:11.32)	0:23.54 [11] (0:11.46)	0:12.08 [10] (0:12.08)
Average Speed [km/h]	35.6	62.2	64.0	66.2	64.7	63.7	59.6
Top Speed [km/h]	60.1	63.8	67.2	67.0	67.4	64.3	62.8
Avg. Dist. to Rail [m]	13.2	4.3	1.2	1.1	3.6	8.9	11.0
Avg. Stride Freq. [Hz]	2.2	2.3	2.3	2.3	2.3	2.3	2.3
Avg. Stride Length [m]	5.1	7.7	7.8	7.8	7.6	7.6	7.4



- [] Ranking at each section and finish
- .-.- No data available at this section
- NA No data available



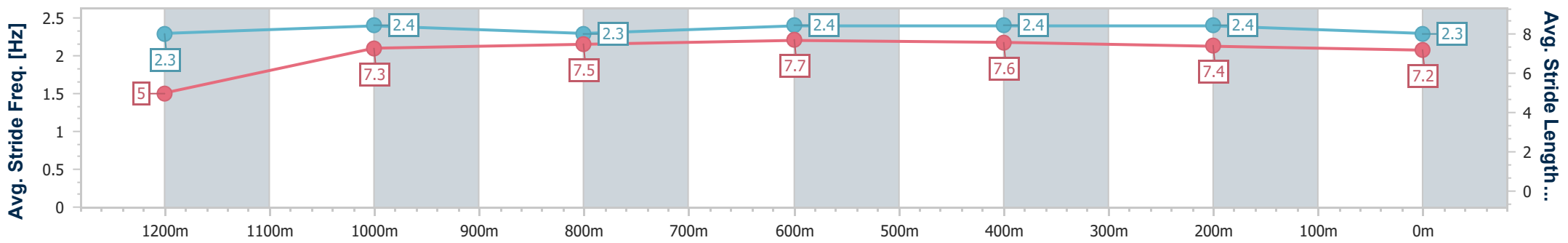
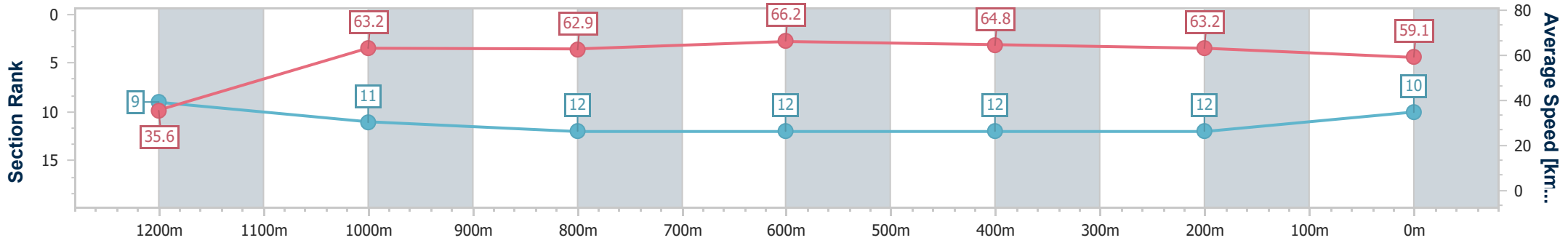
Horse/Jockey Name	Invincible Bay
Final Rank	10
Fastest Section Time (Section)	0:10.11 (Overall)
Top Speed [km/h] (Section)	67.3 (800m)
Race State	Finished



Townsville QLD Professional
 Race 8: EXPLORE PROPERTY MUNRO & CO BENCHMARK 65
 Handicap - 1300m
 23 June 2024 - 16:34
 Track Rating: Soft 5, Weather: Fine, Rail Position: +5m 1000m-
 W/Post, +2m Remainder



Section	Overall	1200m	1000m	800m	600m	400m	200m
Section Times	1:19.01 [10] (0:10.11)	1:08.90 [9] (0:11.40)	0:57.50 [11] (0:11.42)	0:46.08 [12] (0:10.98)	0:35.10 [12] (0:11.36)	0:23.74 [12] (0:11.56)	0:12.18 [12] (0:12.18)
Average Speed [km/h]	35.6	63.2	62.9	66.2	64.8	63.2	59.1
Top Speed [km/h]	60.8	64.8	64.3	67.3	67.2	65.1	62.7
Avg. Dist. to Rail [m]	9.4	2.1	0.3	1.7	4.9	9.8	11.9
Avg. Stride Freq. [Hz]	2.3	2.4	2.3	2.4	2.4	2.4	2.3
Avg. Stride Length [m]	5.0	7.3	7.5	7.7	7.6	7.4	7.2



- [] Ranking at each section and finish
- .-.- No data available at this section
- NA No data available



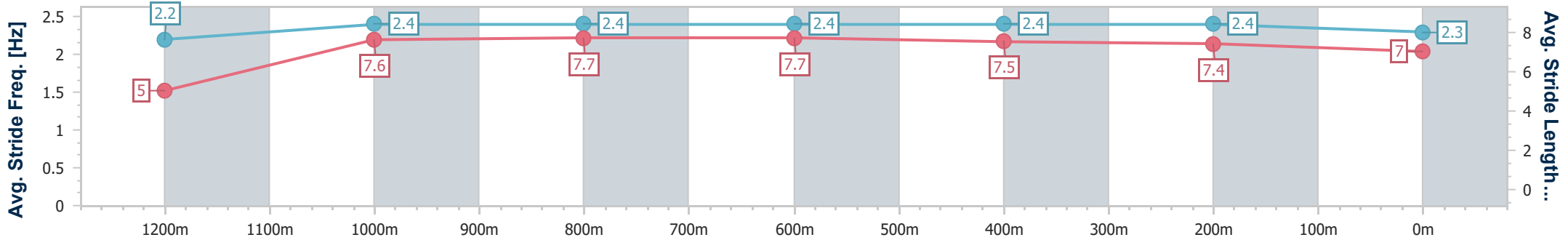
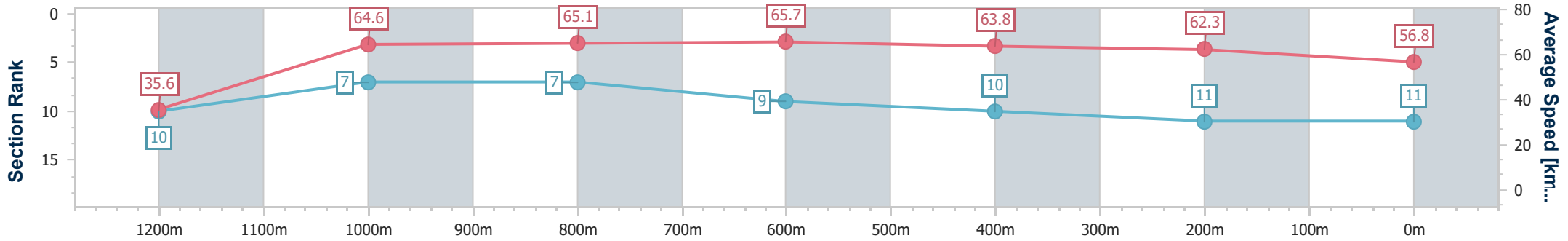
Horse/Jockey Name	Wise Dragon
Final Rank	11
Fastest Section Time (Section)	0:10.12 (Overall)
Top Speed [km/h] (Section)	66.9 (800m)
Race State	Finished



Townsville QLD Professional
 Race 8: EXPLORE PROPERTY MUNRO & CO BENCHMARK 65
 Handicap - 1300m
 23 June 2024 - 16:34
 Track Rating: Soft 5, Weather: Fine, Rail Position: +5m 1000m-
 W/Post, +2m Remainder



Section	Overall	1200m	1000m	800m	600m	400m	200m
Section Times	1:19.33 [11] (0:10.12)	1:09.21 [10] (0:11.19)	0:58.02 [7] (0:11.13)	0:46.89 [7] (0:11.11)	0:35.78 [9] (0:11.46)	0:24.32 [10] (0:11.65)	0:12.67 [11] (0:12.67)
Average Speed [km/h]	35.6	64.6	65.1	65.7	63.8	62.3	56.8
Top Speed [km/h]	61.7	65.5	66.1	66.9	65.0	63.6	61.3
Avg. Dist. to Rail [m]	15.7	5.8	1.7	2.7	3.2	5.5	7.3
Avg. Stride Freq. [Hz]	2.2	2.4	2.4	2.4	2.4	2.4	2.3
Avg. Stride Length [m]	5.0	7.6	7.7	7.7	7.5	7.4	7.0



- [] Ranking at each section and finish
- .-.- No data available at this section
- NA No data available



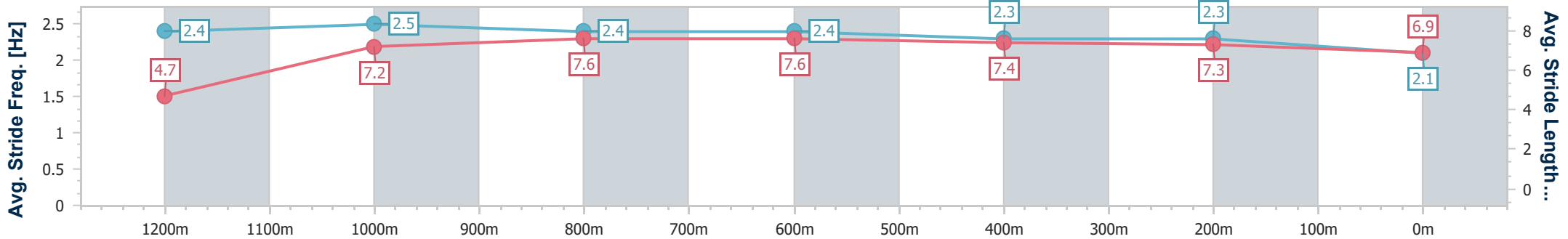
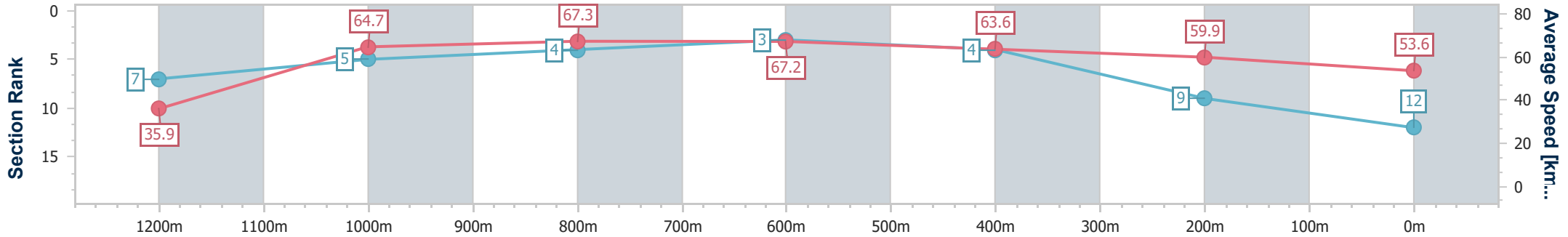
Horse/Jockey Name	Ammand
Final Rank	12
Fastest Section Time (Section)	0:10.03 (Overall)
Top Speed [km/h] (Section)	69.8 (800m)
Race State	Finished



Townsville QLD Professional
 Race 8: EXPLORE PROPERTY MUNRO & CO BENCHMARK 65
 Handicap - 1300m
 23 June 2024 - 16:34
 Track Rating: Soft 5, Weather: Fine, Rail Position: +5m 1000m-
 W/Post, +2m Remainder



Section	Overall	1200m	1000m	800m	600m	400m	200m
Section Times	1:19.89 [12] (0:10.03)	1:09.86 [7] (0:11.14)	0:58.72 [5] (0:10.79)	0:47.93 [4] (0:10.85)	0:37.08 [3] (0:11.52)	0:25.56 [4] (0:12.12)	0:13.44 [9] (0:13.44)
Average Speed [km/h]	35.9	64.7	67.3	67.2	63.6	59.9	53.6
Top Speed [km/h]	60.6	67.7	68.5	69.8	65.0	62.1	57.5
Avg. Dist. to Rail [m]	10.6	4.0	1.3	3.0	3.4	5.3	6.5
Avg. Stride Freq. [Hz]	2.4	2.5	2.4	2.4	2.3	2.3	2.1
Avg. Stride Length [m]	4.7	7.2	7.6	7.6	7.4	7.3	6.9



- [] Ranking at each section and finish
- .-.- No data available at this section
- NA No data available



Townsville QLD Professional

Race 9: LADBROKES NQ CUP OPEN Handicap - 1609m



23 June 2024 - 17:10

Track Rating: Soft 5, Weather: Fine, Rail Position: +5m 1000m-W/Post, +2m Remainder

Section		Overall	1400m	1200m	1000m	800m	600m	400m	Last 600m				
Field Times		1:37.36 (0:15.83)	1:21.53 (0:12.25)	1:09.28 (0:11.92)	0:57.36 (0:11.74)	0:45.62 (0:11.32)	0:34.30 (0:11.36)	0:22.94 (0:11.26)	0:34.30				
Rank	TAB Horse/Jockey	Barrier	Top Speed [km/h]	Fastest Section									Distance Travelled [m]
1	3 SPEED LEGEND Lacey Morrison	8	67.1 400m	0:11.12 400m	1:37.36 [1] (0:16.31)	1:21.05 [4] (0:11.87)	1:09.18 [2] (0:12.06)	0:57.12 [2] (0:11.81)	0:45.31 [2] (0:11.31)	0:34.00 [2] (0:11.20)	0:22.80 [2] (0:11.12)	0:34.00	
2	5 OLYMPIC KORCHNOI Tyler Leslight	4	64.8 600m	0:11.32 800m	1:37.56 [2] (0:15.83)	1:21.73 [1] (0:12.25)	1:09.48 [1] (0:11.92)	0:57.56 [1] (0:11.74)	0:45.82 [1] (0:11.32)	0:34.50 [1] (0:11.36)	0:23.14 [1] (0:11.32)	0:34.50	-6
3	8 MISS SEATTLE Jackson Murphy	2	66.3 600m	0:11.24 600m	1:38.04 [3] (0:16.44)	1:21.60 [6] (0:12.35)	1:09.25 [5] (0:11.91)	0:57.34 [5] (0:11.81)	0:45.53 [5] (0:11.26)	0:34.27 [5] (0:11.24)	0:23.03 [5] (0:11.34)	0:34.27	-7
4	9 MYSTERY 'N' MAGIC Nathan Thomas	5	65.1 600m	0:11.34 800m	1:38.08 [4] (0:16.08)	1:22.00 [2] (0:12.32)	1:09.68 [3] (0:11.95)	0:57.73 [3] (0:11.84)	0:45.89 [3] (0:11.34)	0:34.55 [3] (0:11.39)	0:23.16 [4] (0:11.35)	0:34.55	+3
5	4 DEVIL KICK Chelsea Jokic	1	65.0 800m	0:11.22 800m	1:38.34 [5] (0:16.13)	1:22.21 [3] (0:12.41)	1:09.80 [4] (0:11.99)	0:57.81 [4] (0:11.83)	0:45.98 [4] (0:11.22)	0:34.76 [4] (0:11.27)	0:23.49 [3] (0:11.49)	0:34.76	-6
6	7 INVESTOR Graham Kliese	3	67.1 600m	0:11.28 800m	1:38.41 [6] (0:16.33)	1:22.08 [5] (0:12.47)	1:09.61 [6] (0:11.92)	0:57.69 [6] (0:11.87)	0:45.82 [6] (0:11.28)	0:34.54 [6] (0:11.32)	0:23.22 [6] (0:11.33)	0:34.54	+7
7	6 ZOUVILLA Scott Sheargold	7	66.3 600m	0:11.12 600m	1:38.44 [7] (0:16.83)	1:21.61 [8] (0:12.45)	1:09.16 [8] (0:11.90)	0:57.26 [7] (0:11.81)	0:45.45 [7] (0:11.21)	0:34.24 [7] (0:11.12)	0:23.12 [7] (0:11.26)	0:34.24	-3
8	2 SAYL Ryan Wiggins	9	67.1 800m	0:11.12 600m	1:38.85 [8] (0:17.03)	1:21.82 [9] (0:12.42)	1:09.40 [9] (0:12.03)	0:57.37 [9] (0:11.79)	0:45.58 [9] (0:11.19)	0:34.39 [9] (0:11.12)	0:23.27 [9] (0:11.36)	0:34.39	+5
9	1 THIRD REALM Ashley Butler	6	66.5 600m	0:11.16 600m	1:38.89 [9] (0:16.72)	1:22.17 [7] (0:12.54)	1:09.63 [7] (0:12.00)	0:57.63 [8] (0:11.76)	0:45.87 [8] (0:11.20)	0:34.67 [8] (0:11.16)	0:23.51 [8] (0:11.41)	0:34.67	+3

[] Ranking at each section and finish
 -:-:- No data available at this section
 NA No data available

SCN Saddle cloth number
 DNF Did not finish
 DNT Did not track



Townsville QLD Professional

Race 9: LADBROKES NQ CUP OPEN Handicap - 1609m

23 June 2024 - 17:10



Track Rating: Soft 5, Weather: Fine, Rail Position: +5m 1000m-W/Post, +2m Remainder

Section				200m				Last 600m	
Field Times				0:11.68 (0:11.68)				0:34.30	
Rank	TAB	Horse/Jockey	Barrier	Top Speed [km/h]	Fastest Section	Margin			Distance Travelled [m]
1	3	SPEED LEGEND Lacey Morrison	8	67.1 400m	0:11.12 400m	0:11.68 [1] (0:11.68)	1:37.36		0:34.00
2	5	OLYMPIC KORCHNOI Tyler Leslight	4	64.8 600m	0:11.32 800m	0:11.82 [2] (0:11.82)	1.17L		0:34.50 -6
3	8	MISS SEATTLE Jackson Murphy	2	66.3 600m	0:11.24 600m	0:11.69 [5] (0:11.69)	4.01L		0:34.27 -7
4	9	MYSTERY 'N' MAGIC Nathan Thomas	5	65.1 600m	0:11.34 800m	0:11.81 [3] (0:11.81)	4.21L		0:34.55 +3
5	4	DEVIL KICK Chelsea Jokic	1	65.0 800m	0:11.22 800m	0:12.00 [4] (0:12.00)	5.75L		0:34.76 -6
6	7	INVESTOR Graham Kliese	3	67.1 600m	0:11.28 800m	0:11.89 [6] (0:11.89)	6.19L		0:34.54 +7
7	6	ZOUVILLA Scott Sheargold	7	66.3 600m	0:11.12 600m	0:11.86 [7] (0:11.86)	6.37L		0:34.24 -3
8	2	SAYL Ryan Wiggins	9	67.1 800m	0:11.12 600m	0:11.91 [9] (0:11.91)	8.74L		0:34.39 +5
9	1	THIRD REALM Ashley Butler	6	66.5 600m	0:11.16 600m	0:12.10 [8] (0:12.10)	9L		0:34.67 +3



Horse/Jockey Name	Speed Legend
Final Rank	1
Fastest Section Time (Section)	0:11.12 (400m)
Top Speed [km/h] (Section)	67.1 (400m)
Race State	Finished



Townsville QLD Professional

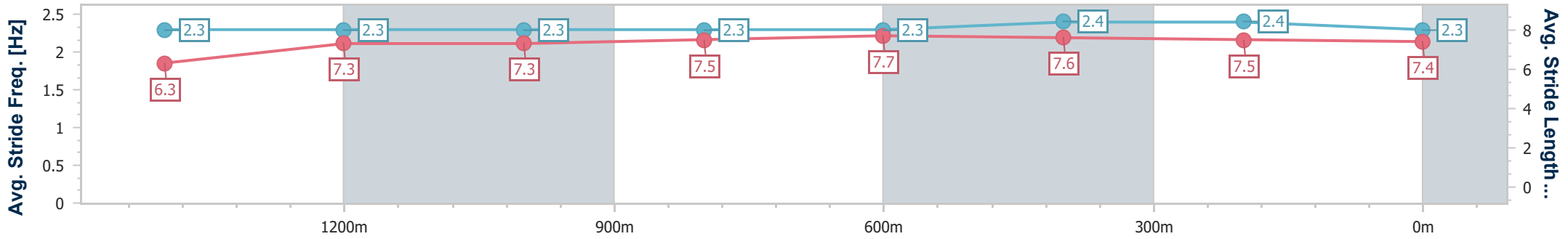
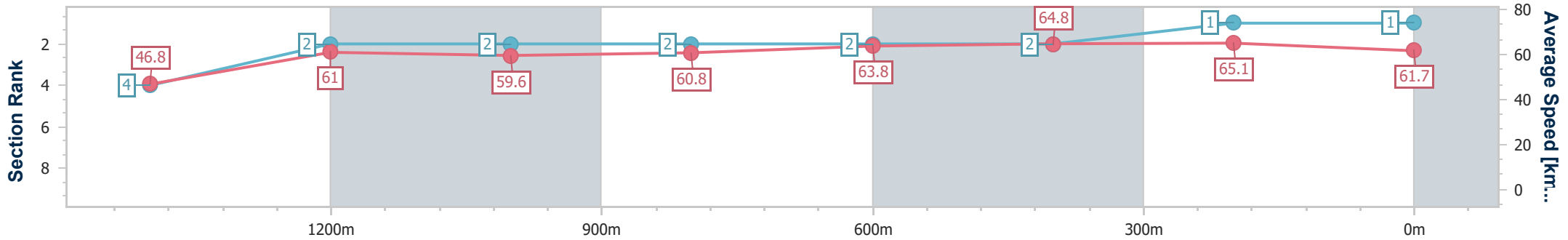
Race 9: LADBROKES NQ CUP OPEN Handicap - 1609m

23 June 2024 - 17:10

Track Rating: Soft 5, Weather: Fine, Rail Position: +5m 1000m-
W/Post, +2m Remainder



Section	Overall	1400m	1200m	1000m	800m	600m	400m	200m						
Section Times	1:37.36 [1] (0:16.31)	1:21.05 [4] (0:11.87)	1:09.18 [2] (0:12.06)	0:57.12 [2] (0:11.81)	0:45.31 [2] (0:11.31)	0:34.00 [2] (0:11.20)	0:22.80 [2] (0:11.12)	0:11.68 [1] (0:11.68)						
Average Speed [km/h]	46.8	61.0	59.6	60.8	63.8	64.8	65.1	61.7						
Top Speed [km/h]	60.6	62.2	60.3	62.9	65.0	66.9	67.1	64.8						
Avg. Dist. to Rail [m]	7.0	2.6	1.4	0.8	0.7	1.6	3.0	3.3						
Avg. Stride Freq. [Hz]	2.3	2.3	2.3	2.3	2.3	2.4	2.4	2.3						
Avg. Stride Length [m]	6.3	7.3	7.3	7.5	7.7	7.6	7.5	7.4						



- [] Ranking at each section and finish
- .-.-.- No data available at this section
- NA No data available



Horse/Jockey Name	Olympic Korchnoi
Final Rank	2
Fastest Section Time (Section)	0:11.32 (800m)
Top Speed [km/h] (Section)	64.8 (600m)
Race State	Finished



Townsville QLD Professional

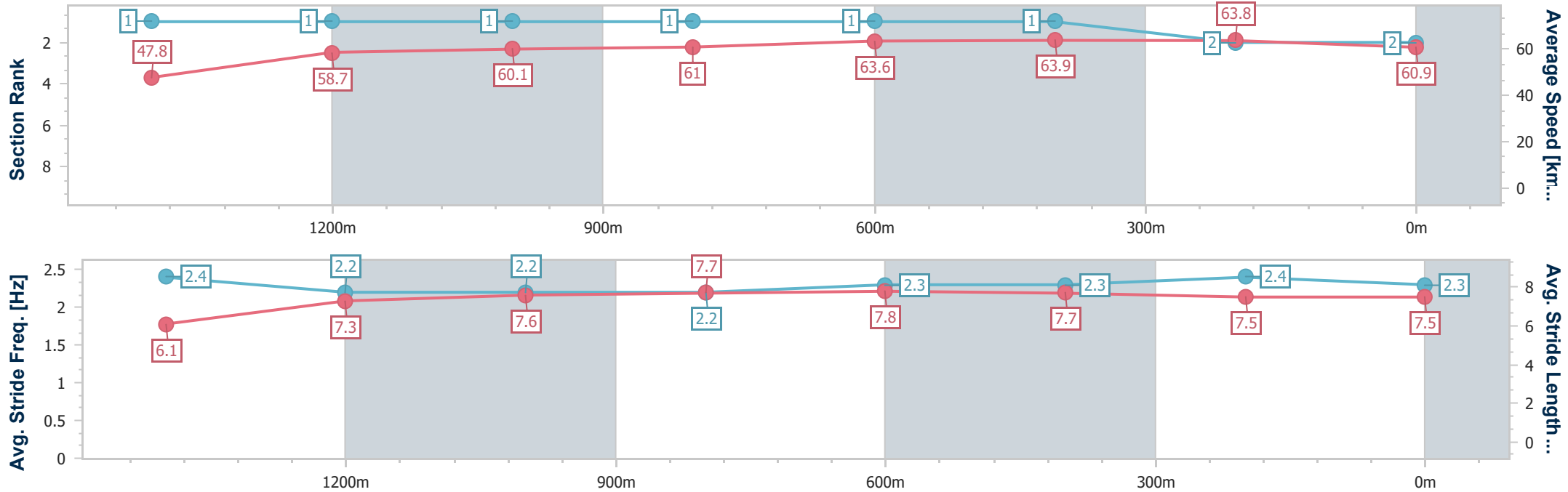
Race 9: LADBROKES NQ CUP OPEN Handicap - 1609m

23 June 2024 - 17:10

Track Rating: Soft 5, Weather: Fine, Rail Position: +5m 1000m-
W/Post, +2m Remainder



Section	Overall	1400m	1200m	1000m	800m	600m	400m	200m					
Section Times	1:37.56 [2] (0:15.83)	1:21.73 [1] (0:12.25)	1:09.48 [1] (0:11.92)	0:57.56 [1] (0:11.74)	0:45.82 [1] (0:11.32)	0:34.50 [1] (0:11.36)	0:23.14 [1] (0:11.32)	0:11.82 [2] (0:11.82)					
Average Speed [km/h]	47.8	58.7	60.1	61.0	63.6	63.9	63.8	60.9					
Top Speed [km/h]	61.0	60.5	60.8	62.7	64.0	64.8	64.7	63.3					
Avg. Dist. to Rail [m]	3.9	0.5	1.3	1.5	0.5	1.6	2.9	1.8					
Avg. Stride Freq. [Hz]	2.4	2.2	2.2	2.2	2.3	2.3	2.4	2.3					
Avg. Stride Length [m]	6.1	7.3	7.6	7.7	7.8	7.7	7.5	7.5					



- [] Ranking at each section and finish
- .-.- No data available at this section
- NA No data available



Horse/Jockey Name	Miss Seattle
Final Rank	3
Fastest Section Time (Section)	0:11.24 (600m)
Top Speed [km/h] (Section)	66.3 (600m)
Race State	Finished



Townsville QLD Professional

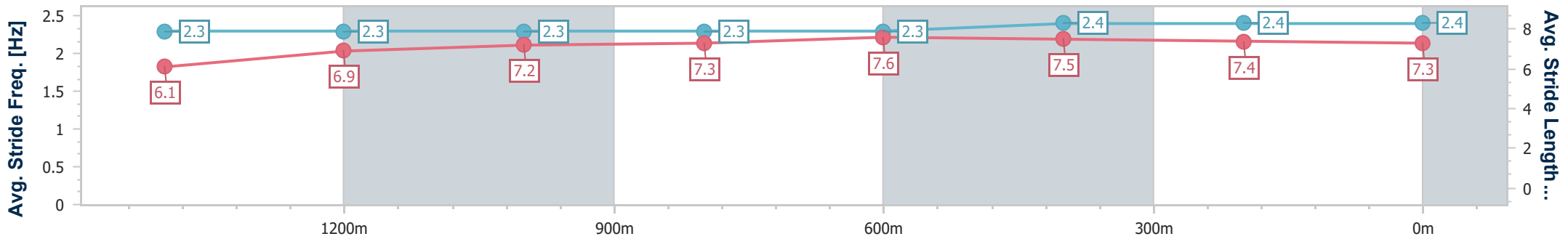
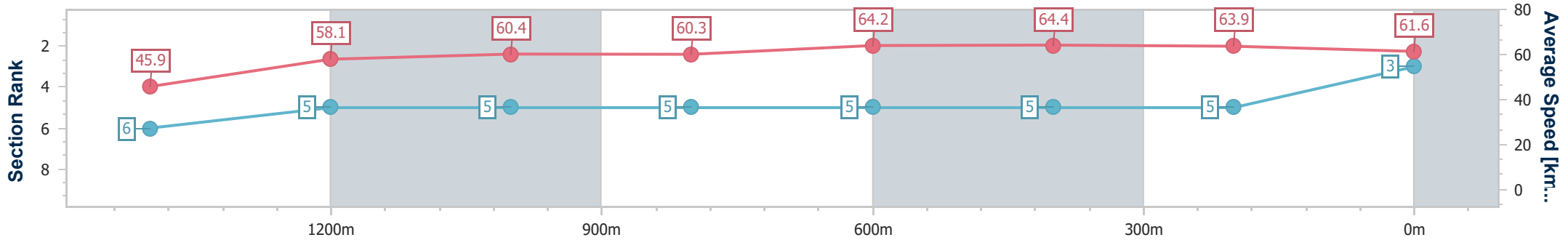
Race 9: LADBROKES NQ CUP OPEN Handicap - 1609m

23 June 2024 - 17:10

Track Rating: Soft 5, Weather: Fine, Rail Position: +5m 1000m-
W/Post, +2m Remainder



Section	Overall	1400m	1200m	1000m	800m	600m	400m	200m					
Section Times	1:38.04 [3] (0:16.44)	1:21.60 [6] (0:12.35)	1:09.25 [5] (0:11.91)	0:57.34 [5] (0:11.81)	0:45.53 [5] (0:11.26)	0:34.27 [5] (0:11.24)	0:23.03 [5] (0:11.34)	0:11.69 [5] (0:11.69)					
Average Speed [km/h]	45.9	58.1	60.4	60.3	64.2	64.4	63.9	61.6					
Top Speed [km/h]	60.2	60.1	61.2	61.8	65.5	66.3	65.0	64.1					
Avg. Dist. to Rail [m]	2.7	0.5	1.8	1.8	0.3	1.3	5.2	8.1					
Avg. Stride Freq. [Hz]	2.3	2.3	2.3	2.3	2.3	2.4	2.4	2.4					
Avg. Stride Length [m]	6.1	6.9	7.2	7.3	7.6	7.5	7.4	7.3					



- [] Ranking at each section and finish
- .-.- No data available at this section
- NA No data available



Horse/Jockey Name	Mystery 'N' Magic
Final Rank	4
Fastest Section Time (Section)	0:11.34 (800m)
Top Speed [km/h] (Section)	65.1 (600m)
Race State	Finished



Townsville QLD Professional

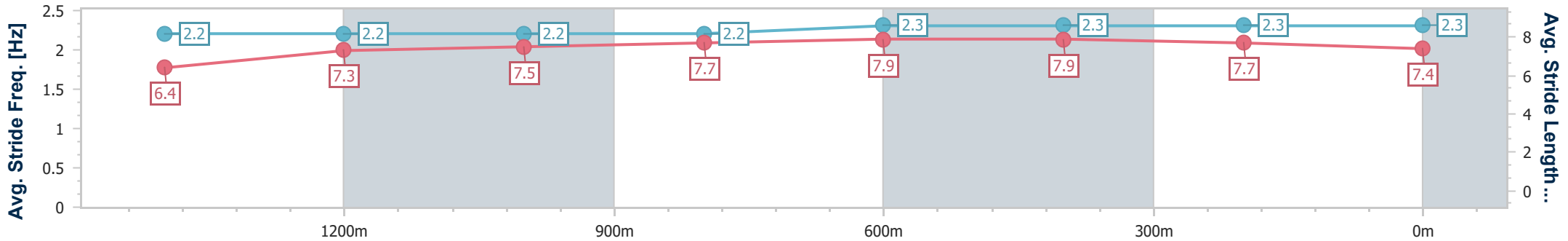
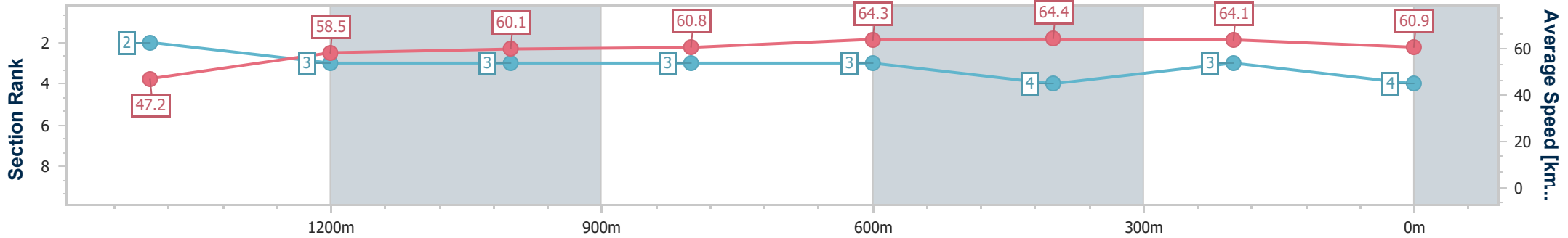
Race 9: LADBROKES NQ CUP OPEN Handicap - 1609m

23 June 2024 - 17:10

Track Rating: Soft 5, Weather: Fine, Rail Position: +5m 1000m-
W/Post, +2m Remainder



Section	Overall	1400m	1200m	1000m	800m	600m	400m	200m						
Section Times	1:38.08 [4] (0:16.08)	1:22.00 [2] (0:12.32)	1:09.68 [3] (0:11.95)	0:57.73 [3] (0:11.84)	0:45.89 [3] (0:11.34)	0:34.55 [3] (0:11.39)	0:23.16 [4] (0:11.35)	0:11.81 [3] (0:11.81)						
Average Speed [km/h]	47.2	58.5	60.1	60.8	64.3	64.4	64.1	60.9						
Top Speed [km/h]	59.4	59.4	61.4	62.6	65.1	65.1	64.5	63.8						
Avg. Dist. to Rail [m]	4.9	0.9	1.0	0.7	2.5	4.1	5.6	6.5						
Avg. Stride Freq. [Hz]	2.2	2.2	2.2	2.2	2.3	2.3	2.3	2.3						
Avg. Stride Length [m]	6.4	7.3	7.5	7.7	7.9	7.9	7.7	7.4						



- [] Ranking at each section and finish
- .-.- No data available at this section
- NA No data available



Horse/Jockey Name	Devil Kick
Final Rank	5
Fastest Section Time (Section)	0:11.22 (800m)
Top Speed [km/h] (Section)	65.0 (800m)
Race State	Finished



Townsville QLD Professional

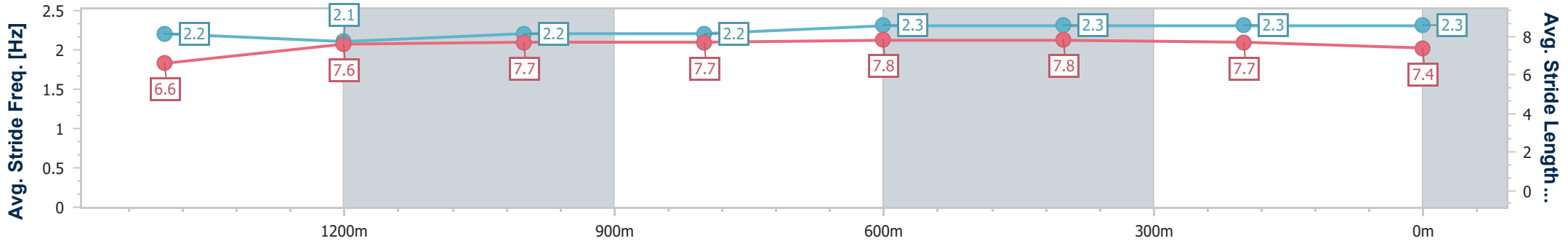
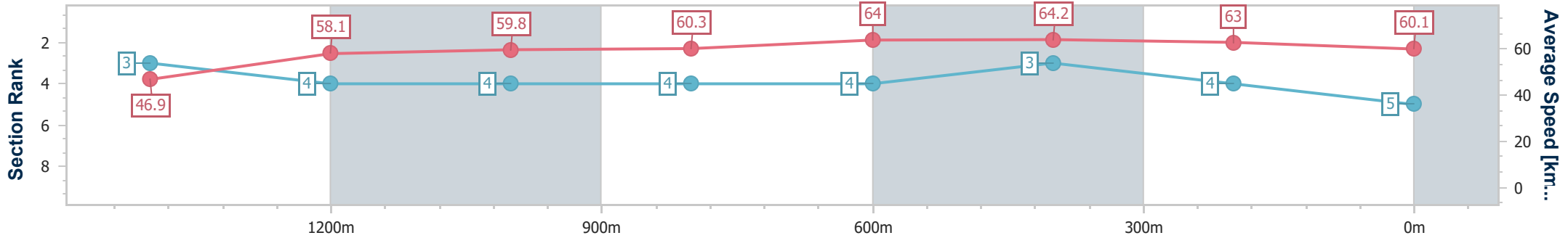
Race 9: LADBROKES NQ CUP OPEN Handicap - 1609m

23 June 2024 - 17:10

Track Rating: Soft 5, Weather: Fine, Rail Position: +5m 1000m-
W/Post, +2m Remainder



Section	Overall	1400m	1200m	1000m	800m	600m	400m	200m
Section Times	1:38.34 [5] (0:16.13)	1:22.21 [3] (0:12.41)	1:09.80 [4] (0:11.99)	0:57.81 [4] (0:11.83)	0:45.98 [4] (0:11.22)	0:34.76 [4] (0:11.27)	0:23.49 [3] (0:11.49)	0:12.00 [4] (0:12.00)
Average Speed [km/h]	46.9	58.1	59.8	60.3	64.0	64.2	63.0	60.1
Top Speed [km/h]	59.8	59.2	60.9	62.8	65.0	64.9	64.0	62.5
Avg. Dist. to Rail [m]	3.2	0.6	1.1	1.9	0.5	1.3	3.7	5.1
Avg. Stride Freq. [Hz]	2.2	2.1	2.2	2.2	2.3	2.3	2.3	2.3
Avg. Stride Length [m]	6.6	7.6	7.7	7.7	7.8	7.8	7.7	7.4



- [] Ranking at each section and finish
- .-.- No data available at this section
- NA No data available



Horse/Jockey Name	Investor
Final Rank	6
Fastest Section Time (Section)	0:11.28 (800m)
Top Speed [km/h] (Section)	67.1 (600m)
Race State	Finished



Townsville QLD Professional

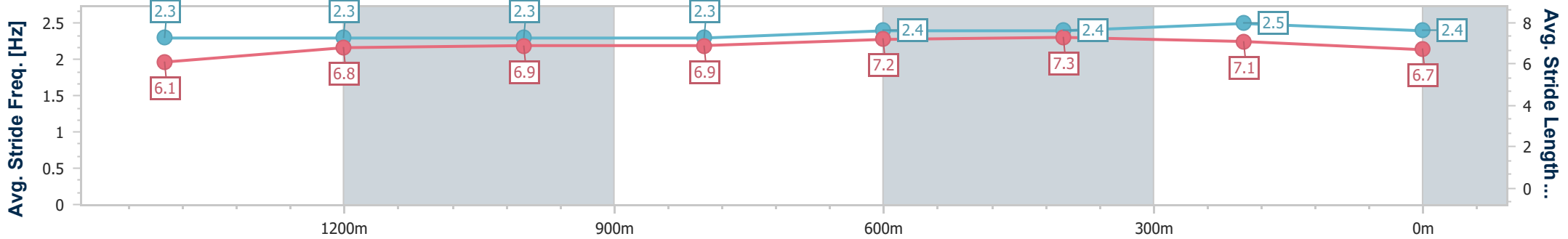
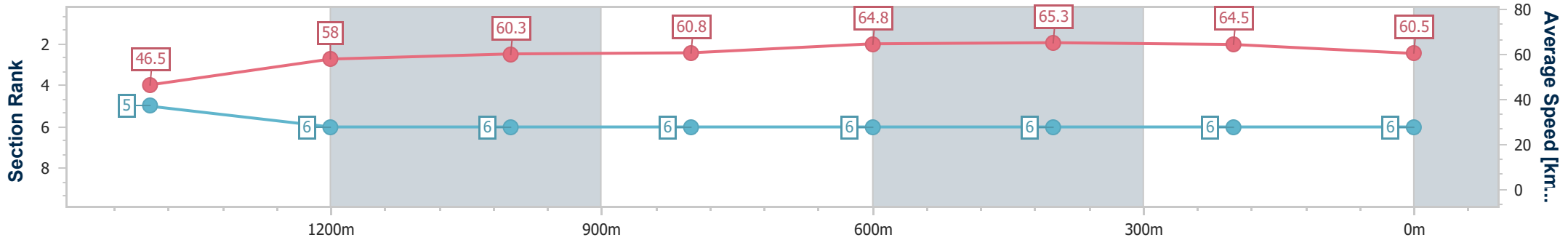
Race 9: LADBROKES NQ CUP OPEN Handicap - 1609m

23 June 2024 - 17:10

Track Rating: Soft 5, Weather: Fine, Rail Position: +5m 1000m-
W/Post, +2m Remainder



Section	Overall	1400m	1200m	1000m	800m	600m	400m	200m						
Section Times	1:38.41 [6] (0:16.33)	1:22.08 [5] (0:12.47)	1:09.61 [6] (0:11.92)	0:57.69 [6] (0:11.87)	0:45.82 [6] (0:11.28)	0:34.54 [6] (0:11.32)	0:23.22 [6] (0:11.33)	0:11.89 [6] (0:11.89)						
Average Speed [km/h]	46.5	58.0	60.3	60.8	64.8	65.3	64.5	60.5						
Top Speed [km/h]	59.9	59.6	61.2	62.3	66.3	67.1	65.4	63.5						
Avg. Dist. to Rail [m]	4.2	2.0	1.1	0.8	3.0	5.7	7.8	8.9						
Avg. Stride Freq. [Hz]	2.3	2.3	2.3	2.3	2.4	2.4	2.5	2.4						
Avg. Stride Length [m]	6.1	6.8	6.9	6.9	7.2	7.3	7.1	6.7						



- [] Ranking at each section and finish
- .-.- No data available at this section
- NA No data available



Horse/Jockey Name	Zouvilla
Final Rank	7
Fastest Section Time (Section)	0:11.12 (600m)
Top Speed [km/h] (Section)	66.3 (600m)
Race State	Finished



Townsville QLD Professional

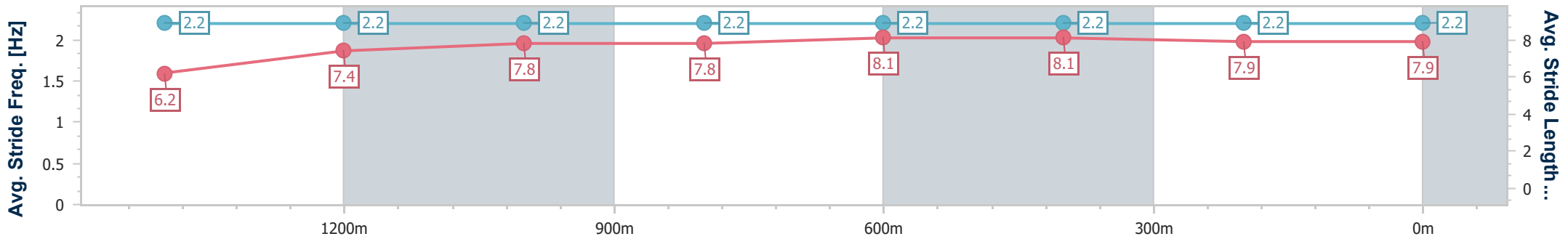
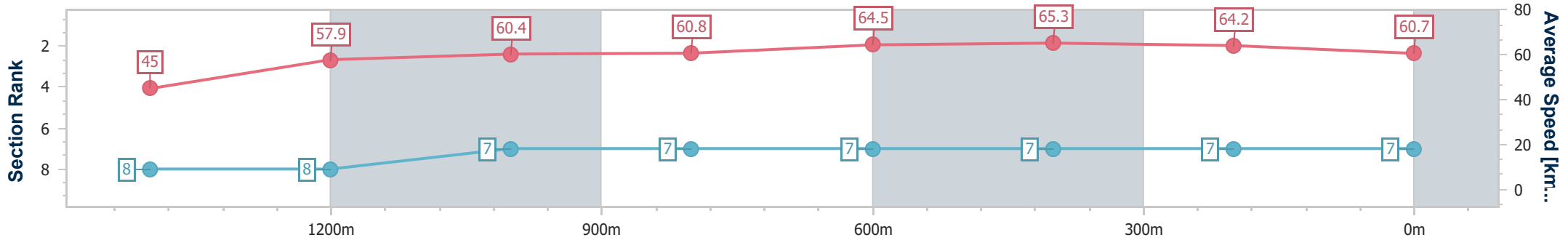
Race 9: LADBROKES NQ CUP OPEN Handicap - 1609m

23 June 2024 - 17:10

Track Rating: Soft 5, Weather: Fine, Rail Position: +5m 1000m-W/Post, +2m Remainder



Section	Overall	1400m	1200m	1000m	800m	600m	400m	200m					
Section Times	1:38.44 [7] (0:16.83)	1:21.61 [8] (0:12.45)	1:09.16 [8] (0:11.90)	0:57.26 [7] (0:11.81)	0:45.45 [7] (0:11.21)	0:34.24 [7] (0:11.12)	0:23.12 [7] (0:11.26)	0:11.86 [7] (0:11.86)					
Average Speed [km/h]	45.0	57.9	60.4	60.8	64.5	65.3	64.2	60.7					
Top Speed [km/h]	58.1	58.8	62.0	61.9	66.0	66.3	65.1	64.1					
Avg. Dist. to Rail [m]	5.8	0.9	0.9	0.9	0.9	1.4	3.1	5.8					
Avg. Stride Freq. [Hz]	2.2	2.2	2.2	2.2	2.2	2.2	2.2	2.2					
Avg. Stride Length [m]	6.2	7.4	7.8	7.8	8.1	8.1	7.9	7.9					



- [] Ranking at each section and finish
- .-.- No data available at this section
- NA No data available



Horse/Jockey Name	Sayl
Final Rank	8
Fastest Section Time (Section)	0:11.12 (600m)
Top Speed [km/h] (Section)	67.1 (800m)
Race State	Finished



Townsville QLD Professional

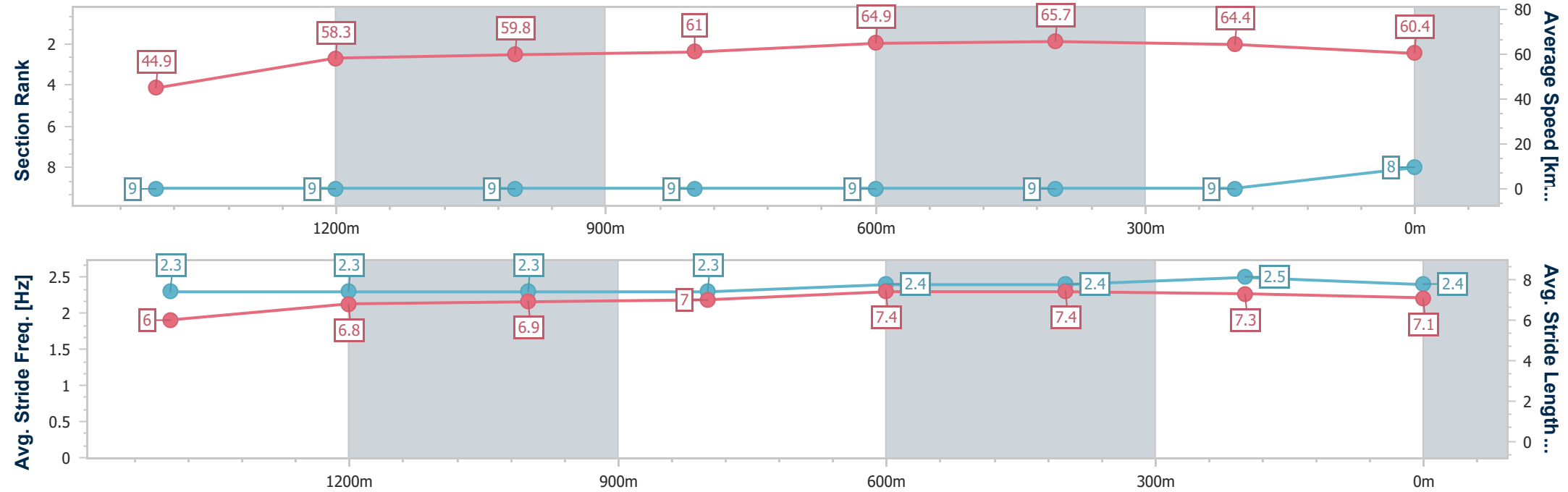
Race 9: LADBROKES NQ CUP OPEN Handicap - 1609m

23 June 2024 - 17:10

Track Rating: Soft 5, Weather: Fine, Rail Position: +5m 1000m-
W/Post, +2m Remainder



Section	Overall	1400m	1200m	1000m	800m	600m	400m	200m						
Section Times	1:38.85 [8] (0:17.03)	1:21.82 [9] (0:12.42)	1:09.40 [9] (0:12.03)	0:57.37 [9] (0:11.79)	0:45.58 [9] (0:11.19)	0:34.39 [9] (0:11.12)	0:23.27 [9] (0:11.36)	0:11.91 [9] (0:11.91)						
Average Speed [km/h]	44.9	58.3	59.8	61.0	64.9	65.7	64.4	60.4						
Top Speed [km/h]	57.5	59.5	61.4	62.7	67.1	66.4	65.0	63.4						
Avg. Dist. to Rail [m]	8.2	2.4	1.3	0.5	1.7	2.9	9.5	11.4						
Avg. Stride Freq. [Hz]	2.3	2.3	2.3	2.3	2.4	2.4	2.5	2.4						
Avg. Stride Length [m]	6.0	6.8	6.9	7.0	7.4	7.4	7.3	7.1						



- [] Ranking at each section and finish
- .-.- No data available at this section
- NA No data available



Horse/Jockey Name	Third Realm
Final Rank	9
Fastest Section Time (Section)	0:11.16 (600m)
Top Speed [km/h] (Section)	66.5 (600m)
Race State	Finished



Townsville QLD Professional

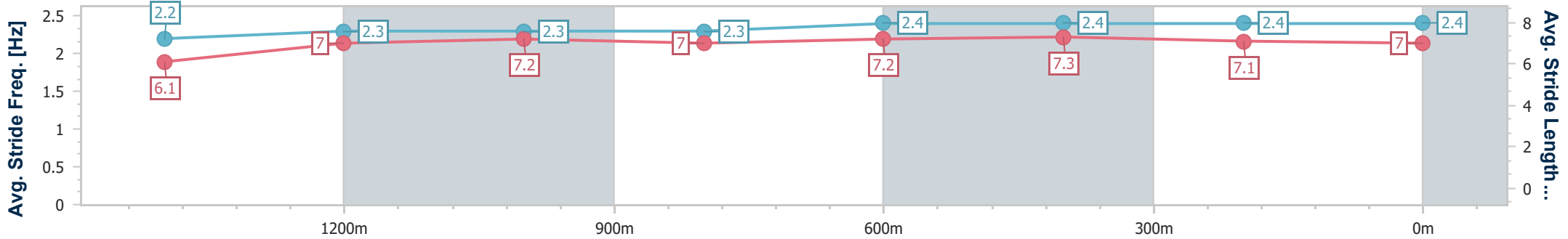
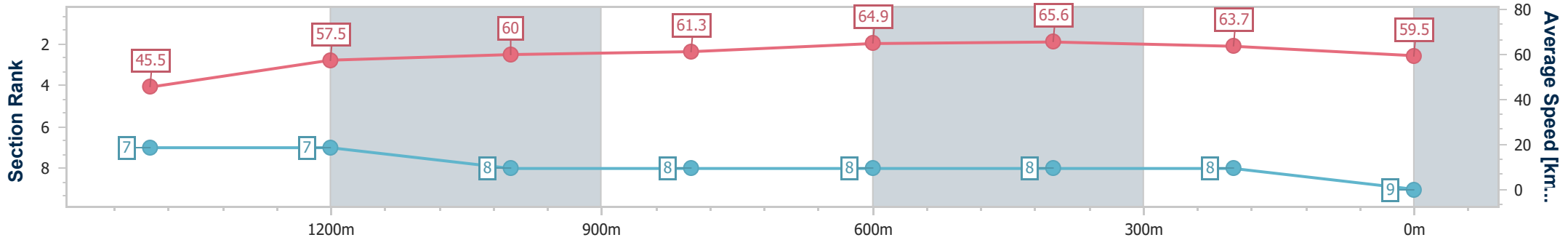
Race 9: LADBROKES NQ CUP OPEN Handicap - 1609m

23 June 2024 - 17:10

Track Rating: Soft 5, Weather: Fine, Rail Position: +5m 1000m-
W/Post, +2m Remainder



Section	Overall	1400m	1200m	1000m	800m	600m	400m	200m					
Section Times	1:38.89 [9] (0:16.72)	1:22.17 [7] (0:12.54)	1:09.63 [7] (0:12.00)	0:57.63 [8] (0:11.76)	0:45.87 [8] (0:11.20)	0:34.67 [8] (0:11.16)	0:23.51 [8] (0:11.41)	0:12.10 [8] (0:12.10)					
Average Speed [km/h]	45.5	57.5	60.0	61.3	64.9	65.6	63.7	59.5					
Top Speed [km/h]	58.7	58.8	61.7	62.6	66.4	66.5	64.4	62.5					
Avg. Dist. to Rail [m]	5.8	1.3	0.8	0.6	2.0	3.4	6.4	8.0					
Avg. Stride Freq. [Hz]	2.2	2.3	2.3	2.3	2.4	2.4	2.4	2.4					
Avg. Stride Length [m]	6.1	7.0	7.2	7.0	7.2	7.3	7.1	7.0					



- [] Ranking at each section and finish
- .-.- No data available at this section
- NA No data available