



Toowoomba QLD Professional

Race 1: TOOWOOMBA PLASTICS QTIS Two-Year-Old Maiden Handicap - 1200m

22 June 2024 - 16:43



Track Rating: Good 4 , Weather: Fine , Rail Position: +4m Entire

Section		Overall	1000m	800m	600m	400m	200m	Last 600m					
Field Times		1:14.01 (0:14.05)	0:59.96 (0:11.13)	0:48.83 (0:11.86)	0:36.97 (0:12.28)	0:24.69 (0:12.11)	0:12.58 (0:12.58)	0:36.97					
Rank	TAB Horse/Jockey	Barrier	Top Speed [km/h]	Fastest Section								Margin	Distance Travelled [m]
1	2 RUN LUCY RUN Boris Thornton	6	66.5 1000m	0:11.17 1000m	1:14.01 [1] (0:14.15)	0:59.86 [2] (0:11.17)	0:48.69 [2] (0:11.91)	0:36.78 [2] (0:12.14)	0:24.64 [2] (0:12.06)	0:12.58 [1] (0:12.58)	1:14.01	0:36.78	
2	1 LUCKY JOKER Les Tilley	8	66.5 Overall	0:11.18 1000m	1:14.34 [2] (0:14.71)	0:59.63 [9] (0:11.18)	0:48.45 [8] (0:11.90)	0:36.55 [8] (0:12.33)	0:24.22 [8] (0:12.07)	0:12.15 [4] (0:12.15)	1.8L	0:36.55	-2
3	5 HEALTHY SUSPICION Olivia Webb	9	65.2 1000m	0:11.39 1000m	1:14.81 [3] (0:14.59)	1:00.22 [8] (0:11.39)	0:48.83 [9] (0:11.93)	0:36.90 [9] (0:12.38)	0:24.52 [9] (0:12.37)	0:12.15 [7] (0:12.15)	4.3L	0:36.90	+8
4	4 CROATIAN QUEEN Nozi Tomizawa	4	67.4 1000m	0:11.13 1000m	1:14.96 [4] (0:14.05)	1:00.91 [1] (0:11.13)	0:49.78 [1] (0:11.86)	0:37.92 [1] (0:12.28)	0:25.64 [1] (0:12.33)	0:13.31 [2] (0:13.31)	5.1L	0:37.92	-1
5	9 MRS KAJUDO Kenji Yoshida	1	67.5 Overall	0:11.18 1000m	1:14.98 [5] (0:14.22)	1:00.76 [4] (0:11.18)	0:49.58 [3] (0:11.93)	0:37.65 [3] (0:12.29)	0:25.36 [3] (0:12.50)	0:12.86 [3] (0:12.86)	5.2L	0:37.65	-3
6	8 ZOU ZOUTUKATUKIA Emily Lang	2	68.0 Overall	0:11.26 1000m	1:14.98 [6] (0:14.59)	1:00.39 [7] (0:11.26)	0:49.13 [7] (0:11.66)	0:37.47 [6] (0:12.36)	0:25.11 [4] (0:12.34)	0:12.77 [5] (0:12.77)	5.3L	0:37.47	-4
7	6 LADY BOSSA NOVA Montanna Savva	5	65.7 Overall	0:11.33 1000m	1:15.47 [7] (0:14.20)	1:01.27 [3] (0:11.33)	0:49.94 [5] (0:12.04)	0:37.90 [7] (0:12.54)	0:25.36 [7] (0:12.61)	0:12.75 [8] (0:12.75)	8.1L	0:37.90	+4
8	3 ALPINE RAIDER Alisha Donald	7	66.7 1000m	0:11.24 1000m	1:15.53 [8] (0:14.38)	1:01.15 [6] (0:11.24)	0:49.91 [6] (0:11.89)	0:38.02 [5] (0:12.47)	0:25.55 [6] (0:12.56)	0:12.99 [6] (0:12.99)	8.3L	0:38.02	+9
9	7 MAGIC MADGE Georgina Cartwright	3	69.3 Overall	0:11.20 1000m	1:16.64 [9] (0:14.24)	1:02.40 [5] (0:11.20)	0:51.20 [4] (0:11.92)	0:39.28 [4] (0:12.52)	0:26.76 [5] (0:12.91)	0:13.85 [9] (0:13.85)	14.8L	0:39.28	-1



Horse/Jockey Name	Run Lucy Run
Final Rank	1
Fastest Section Time (Section)	0:11.17 (1000m)
Top Speed [km/h] (Section)	66.5 (1000m)
Race State	Finished

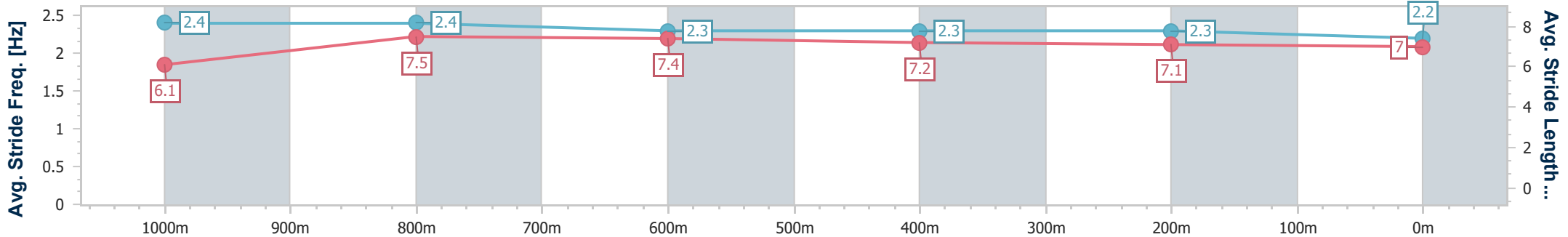
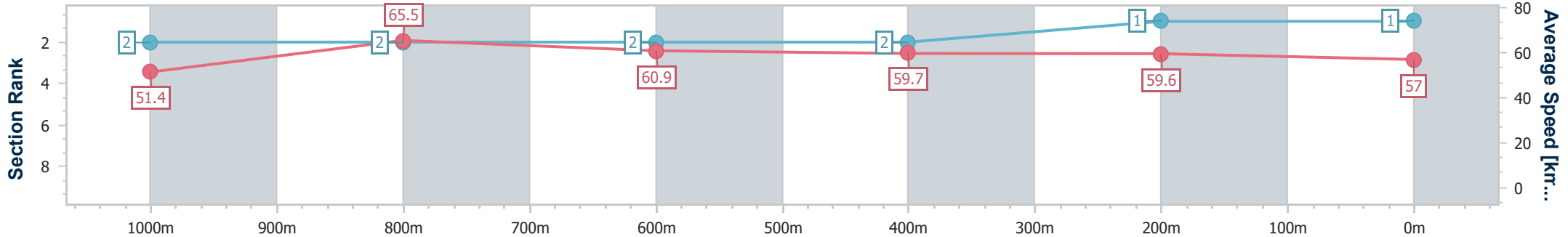


Toowoomba QLD Professional
 Race 1: TOOWOOMBA PLASTICS QTIS Two-Year-Old Maiden Handicap - 1200m
 22 June 2024 - 16:43



Track Rating: Good 4 , Weather: Fine , Rail Position: +4m Entire

Section	Overall	1000m	800m	600m	400m	200m
Section Times	1:14.01 [1] (0:14.15)	0:59.86 [2] (0:11.17)	0:48.69 [2] (0:11.91)	0:36.78 [2] (0:12.14)	0:24.64 [2] (0:12.06)	0:12.58 [1] (0:12.58)
Average Speed [km/h]	51.4	65.5	60.9	59.7	59.6	57.0
Top Speed [km/h]	64.6	66.5	65.9	61.2	60.6	60.5
Avg. Dist. to Rail [m]	7.8	4.0	2.3	1.1	0.5	1.5
Avg. Stride Freq. [Hz]	2.4	2.4	2.3	2.3	2.3	2.2
Avg. Stride Length [m]	6.1	7.5	7.4	7.2	7.1	7.0



- [] Ranking at each section and finish
- .-.- No data available at this section
- NA No data available



Horse/Jockey Name	Lucky Joker
Final Rank	2
Fastest Section Time (Section)	0:11.18 (1000m)
Top Speed [km/h] (Section)	66.5 (Overall)
Race State	Finished

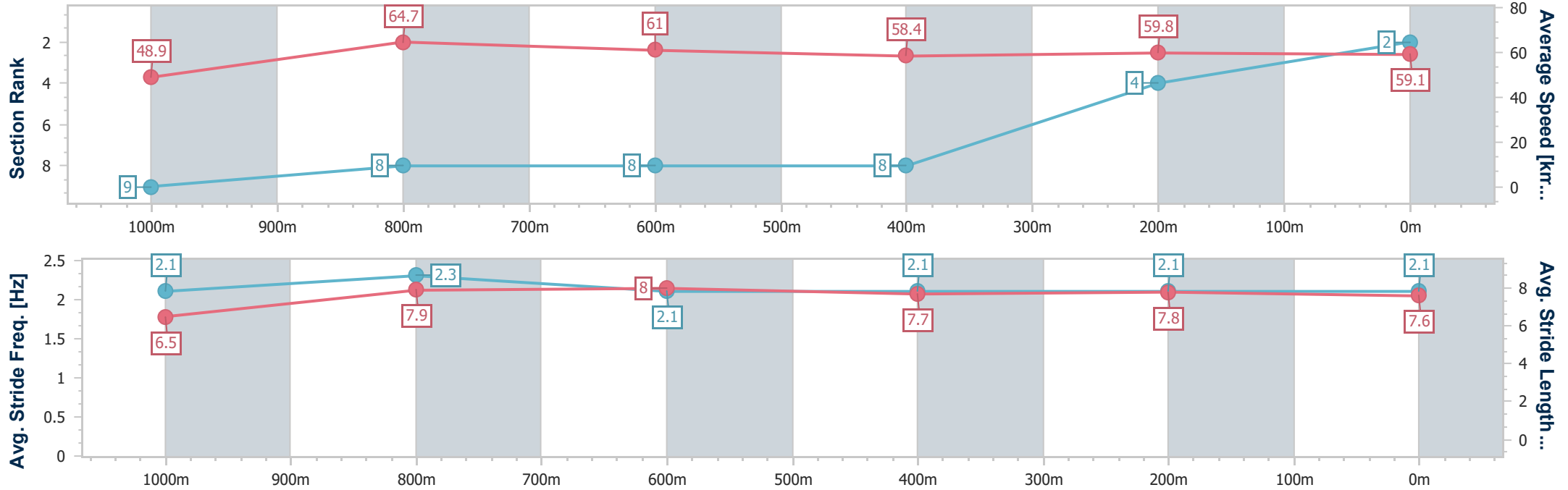


Toowoomba QLD Professional
 Race 1: TOOWOOMBA PLASTICS QTIS Two-Year-Old Maiden
 Handicap - 1200m
 22 June 2024 - 16:43



Track Rating: Good 4 , Weather: Fine , Rail Position: +4m Entire

Section	Overall	1000m	800m	600m	400m	200m
Section Times	1:14.34 [2] (0:14.71)	0:59.63 [9] (0:11.18)	0:48.45 [8] (0:11.90)	0:36.55 [8] (0:12.33)	0:24.22 [8] (0:12.07)	0:12.15 [4] (0:12.15)
Average Speed [km/h]	48.9	64.7	61.0	58.4	59.8	59.1
Top Speed [km/h]	66.5	66.1	63.3	59.4	60.6	60.4
Avg. Dist. to Rail [m]	4.2	0.6	1.5	0.7	0.7	1.8
Avg. Stride Freq. [Hz]	2.1	2.3	2.1	2.1	2.1	2.1
Avg. Stride Length [m]	6.5	7.9	8.0	7.7	7.8	7.6



- [] Ranking at each section and finish
- .-.- No data available at this section
- NA No data available



Horse/Jockey Name	Healthy Suspicion
Final Rank	3
Fastest Section Time (Section)	0:11.39 (1000m)
Top Speed [km/h] (Section)	65.2 (1000m)
Race State	Finished

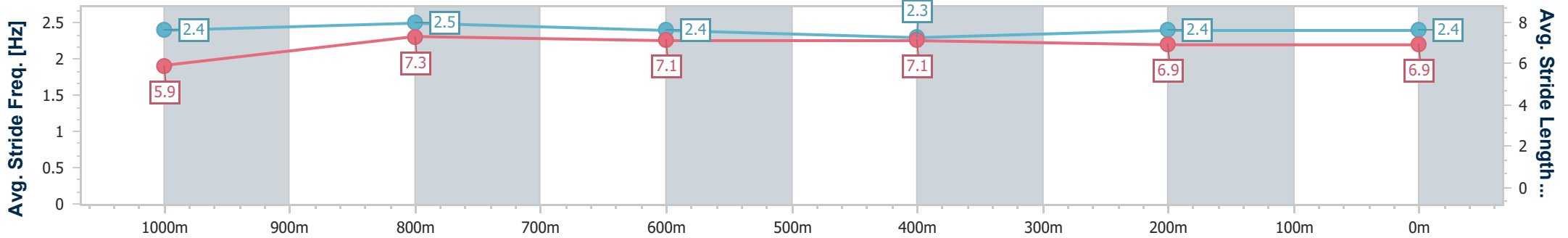
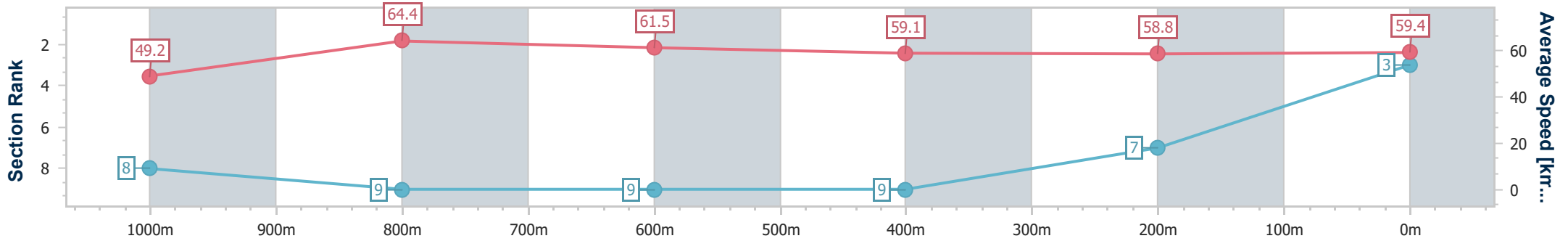


Toowoomba QLD Professional
 Race 1: TOOWOOMBA PLASTICS QTIS Two-Year-Old Maiden Handicap - 1200m
 22 June 2024 - 16:43



Track Rating: Good 4 , Weather: Fine , Rail Position: +4m Entire

Section	Overall	1000m	800m	600m	400m	200m
Section Times	1:14.81 [3] (0:14.59)	1:00.22 [8] (0:11.39)	0:48.83 [9] (0:11.93)	0:36.90 [9] (0:12.38)	0:24.52 [9] (0:12.37)	0:12.15 [7] (0:12.15)
Average Speed [km/h]	49.2	64.4	61.5	59.1	58.8	59.4
Top Speed [km/h]	64.9	65.2	65.2	60.5	60.5	60.0
Avg. Dist. to Rail [m]	10.4	4.1	5.2	3.1	3.8	5.0
Avg. Stride Freq. [Hz]	2.4	2.5	2.4	2.3	2.4	2.4
Avg. Stride Length [m]	5.9	7.3	7.1	7.1	6.9	6.9



- [] Ranking at each section and finish
- .-.- No data available at this section
- NA No data available



Horse/Jockey Name	Croatian Queen
Final Rank	4
Fastest Section Time (Section)	0:11.13 (1000m)
Top Speed [km/h] (Section)	67.4 (1000m)
Race State	Finished

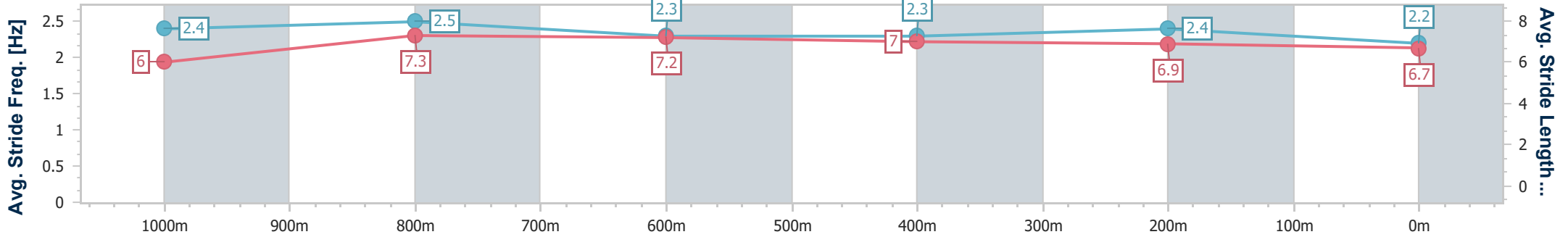
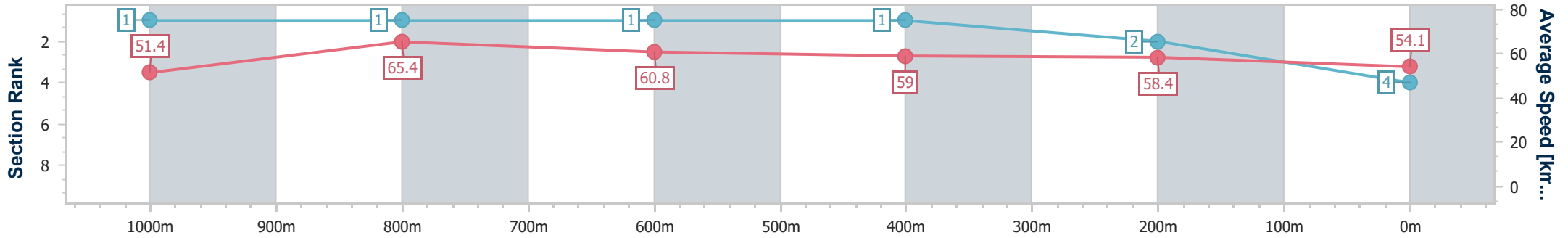


Toowoomba QLD Professional
 Race 1: TOOWOOMBA PLASTICS QTIS Two-Year-Old Maiden
 Handicap - 1200m
 22 June 2024 - 16:43



Track Rating: Good 4 , Weather: Fine , Rail Position: +4m Entire

Section	Overall	1000m	800m	600m	400m	200m
Section Times	1:14.96 [4] (0:14.05)	1:00.91 [1] (0:11.13)	0:49.78 [1] (0:11.86)	0:37.92 [1] (0:12.28)	0:25.64 [1] (0:12.33)	0:13.31 [2] (0:13.31)
Average Speed [km/h]	51.4	65.4	60.8	59.0	58.4	54.1
Top Speed [km/h]	67.2	67.4	62.6	59.9	59.6	56.1
Avg. Dist. to Rail [m]	5.7	3.0	1.6	1.3	0.4	0.5
Avg. Stride Freq. [Hz]	2.4	2.5	2.3	2.3	2.4	2.2
Avg. Stride Length [m]	6.0	7.3	7.2	7.0	6.9	6.7



- [] Ranking at each section and finish
- .-.- No data available at this section
- NA No data available



Horse/Jockey Name	Mrs Kajudo
Final Rank	5
Fastest Section Time (Section)	0:11.18 (1000m)
Top Speed [km/h] (Section)	67.5 (Overall)
Race State	Finished

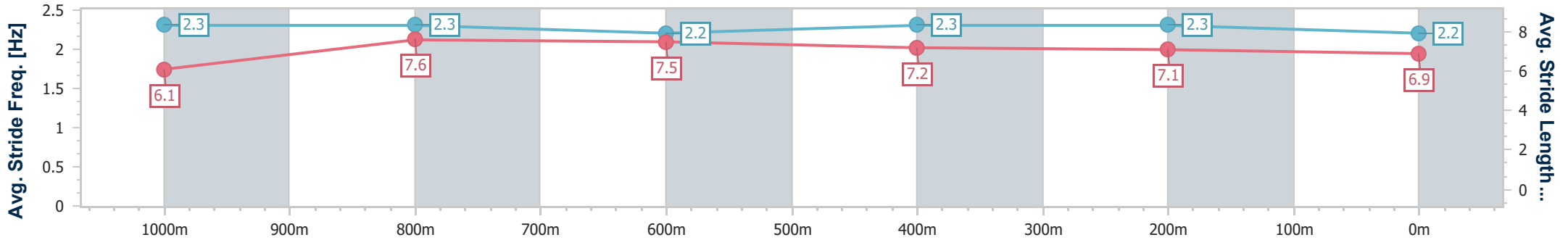
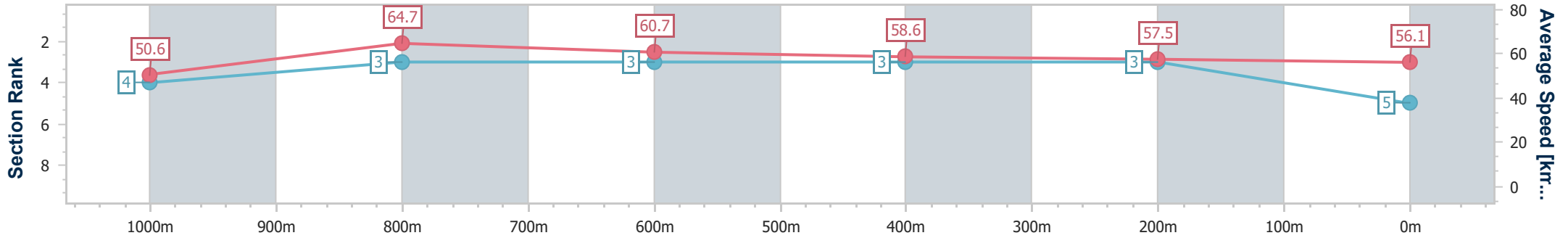


Toowoomba QLD Professional
 Race 1: TOOWOOMBA PLASTICS QTIS Two-Year-Old Maiden Handicap - 1200m
 22 June 2024 - 16:43



Track Rating: Good 4 , Weather: Fine , Rail Position: +4m Entire

Section	Overall	1000m	800m	600m	400m	200m
Section Times	1:14.98 [5] (0:14.22)	1:00.76 [4] (0:11.18)	0:49.58 [3] (0:11.93)	0:37.65 [3] (0:12.29)	0:25.36 [3] (0:12.50)	0:12.86 [3] (0:12.86)
Average Speed [km/h]	50.6	64.7	60.7	58.6	57.5	56.1
Top Speed [km/h]	67.5	67.4	62.3	59.6	58.4	58.0
Avg. Dist. to Rail [m]	2.8	1.1	1.4	0.4	0.6	1.7
Avg. Stride Freq. [Hz]	2.3	2.3	2.2	2.3	2.3	2.2
Avg. Stride Length [m]	6.1	7.6	7.5	7.2	7.1	6.9



- [] Ranking at each section and finish
- .-.- No data available at this section
- NA No data available



Horse/Jockey Name	Zou Zoutukatukia
Final Rank	6
Fastest Section Time (Section)	0:11.26 (1000m)
Top Speed [km/h] (Section)	68.0 (Overall)
Race State	Finished

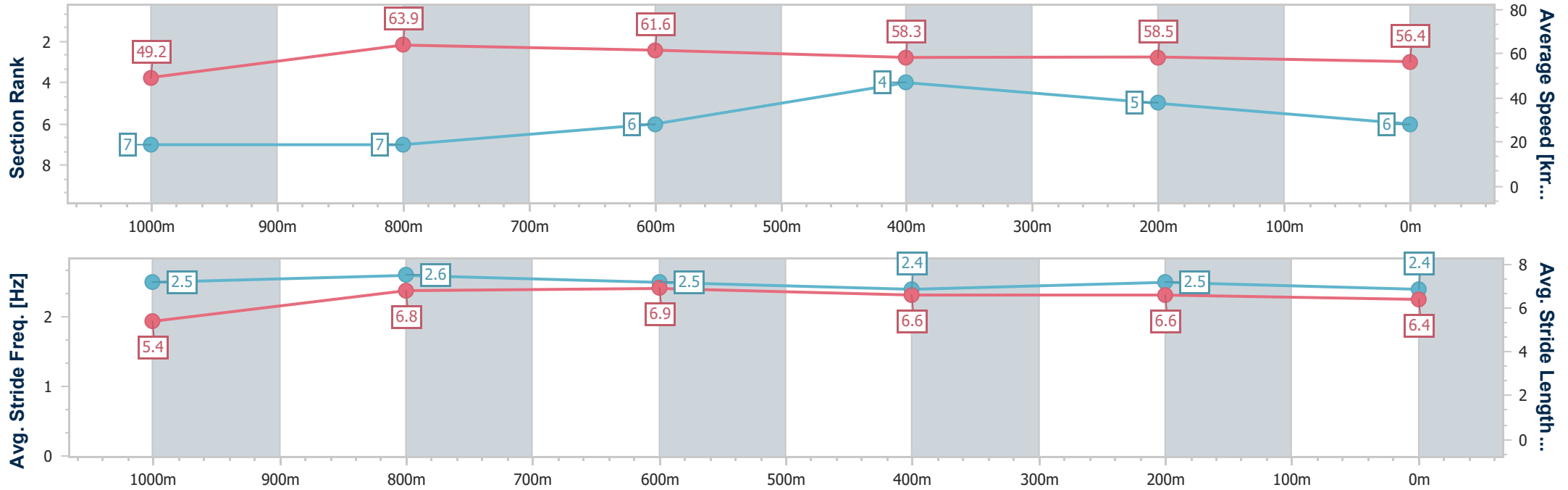


Toowoomba QLD Professional
 Race 1: TOOWOOMBA PLASTICS QTIS Two-Year-Old Maiden Handicap - 1200m
 22 June 2024 - 16:43



Track Rating: Good 4 , Weather: Fine , Rail Position: +4m Entire

Section	Overall	1000m	800m	600m	400m	200m
Section Times	1:14.98 [6] (0:14.59)	1:00.39 [7] (0:11.26)	0:49.13 [7] (0:11.66)	0:37.47 [6] (0:12.36)	0:25.11 [4] (0:12.34)	0:12.77 [5] (0:12.77)
Average Speed [km/h]	49.2	63.9	61.6	58.3	58.5	56.4
Top Speed [km/h]	68.0	65.3	63.2	59.4	59.5	57.7
Avg. Dist. to Rail [m]	4.7	1.1	0.6	0.4	0.9	2.4
Avg. Stride Freq. [Hz]	2.5	2.6	2.5	2.4	2.5	2.4
Avg. Stride Length [m]	5.4	6.8	6.9	6.6	6.6	6.4



- [] Ranking at each section and finish
- .-.- No data available at this section
- NA No data available



Horse/Jockey Name	Lady Bossa Nova
Final Rank	7
Fastest Section Time (Section)	0:11.33 (1000m)
Top Speed [km/h] (Section)	65.7 (Overall)
Race State	Finished

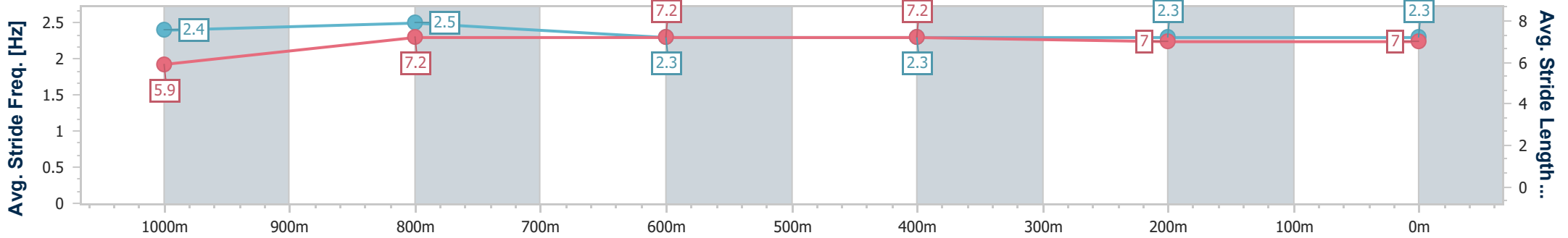
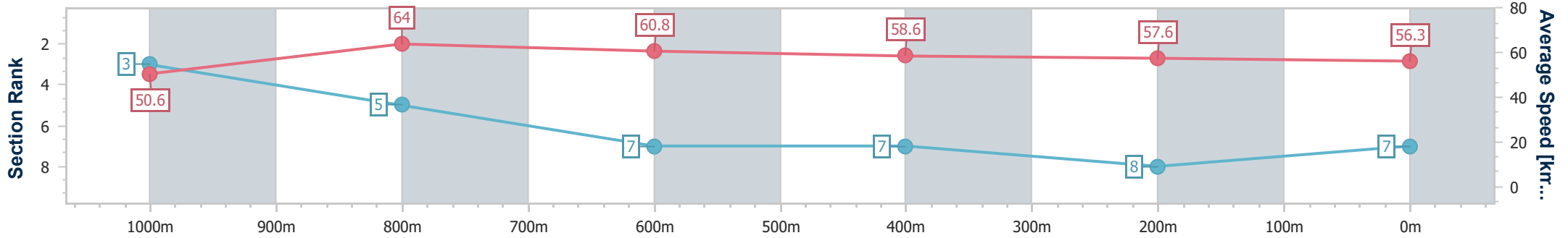


Toowoomba QLD Professional
 Race 1: TOOWOOMBA PLASTICS QTIS Two-Year-Old Maiden Handicap - 1200m
 22 June 2024 - 16:43



Track Rating: Good 4 , Weather: Fine , Rail Position: +4m Entire

Section	Overall	1000m	800m	600m	400m	200m
Section Times	1:15.47 [7] (0:14.20)	1:01.27 [3] (0:11.33)	0:49.94 [5] (0:12.04)	0:37.90 [7] (0:12.54)	0:25.36 [7] (0:12.61)	0:12.75 [8] (0:12.75)
Average Speed [km/h]	50.6	64.0	60.8	58.6	57.6	56.3
Top Speed [km/h]	65.7	65.1	63.1	59.8	58.9	58.9
Avg. Dist. to Rail [m]	3.9	1.5	5.0	3.5	2.7	0.8
Avg. Stride Freq. [Hz]	2.4	2.5	2.3	2.3	2.3	2.3
Avg. Stride Length [m]	5.9	7.2	7.2	7.2	7.0	7.0



- [] Ranking at each section and finish
- .-.- No data available at this section
- NA No data available



Horse/Jockey Name	Alpine Raider
Final Rank	8
Fastest Section Time (Section)	0:11.24 (1000m)
Top Speed [km/h] (Section)	66.7 (1000m)
Race State	Finished

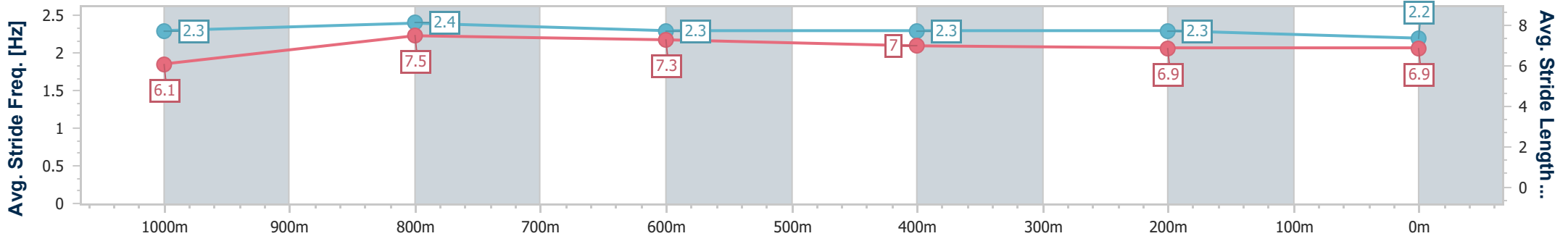
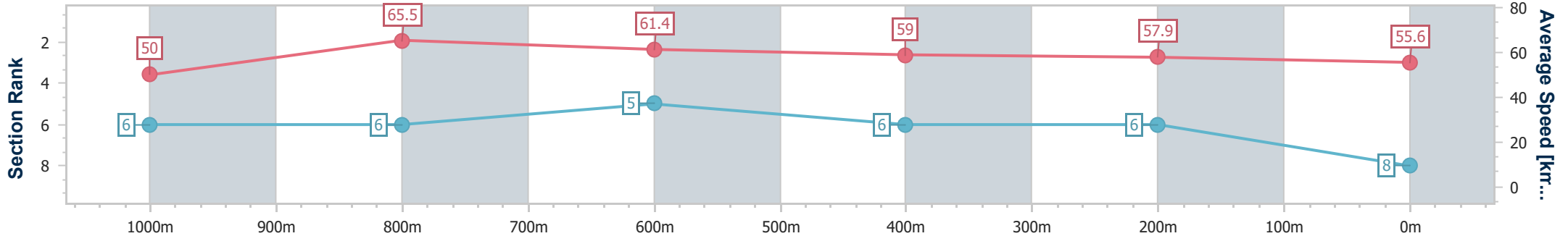


Toowoomba QLD Professional
 Race 1: TOOWOOMBA PLASTICS QTIS Two-Year-Old Maiden Handicap - 1200m
 22 June 2024 - 16:43



Track Rating: Good 4 , Weather: Fine , Rail Position: +4m Entire

Section	Overall	1000m	800m	600m	400m	200m
Section Times	1:15.53 [8] (0:14.38)	1:01.15 [6] (0:11.24)	0:49.91 [6] (0:11.89)	0:38.02 [5] (0:12.47)	0:25.55 [6] (0:12.56)	0:12.99 [6] (0:12.99)
Average Speed [km/h]	50.0	65.5	61.4	59.0	57.9	55.6
Top Speed [km/h]	65.9	66.7	63.8	60.2	59.4	56.6
Avg. Dist. to Rail [m]	8.1	5.3	4.7	4.1	3.2	3.0
Avg. Stride Freq. [Hz]	2.3	2.4	2.3	2.3	2.3	2.2
Avg. Stride Length [m]	6.1	7.5	7.3	7.0	6.9	6.9



- [] Ranking at each section and finish
- .-.- No data available at this section
- NA No data available



Horse/Jockey Name	Magic Madge
Final Rank	9
Fastest Section Time (Section)	0:11.20 (1000m)
Top Speed [km/h] (Section)	69.3 (Overall)
Race State	Finished

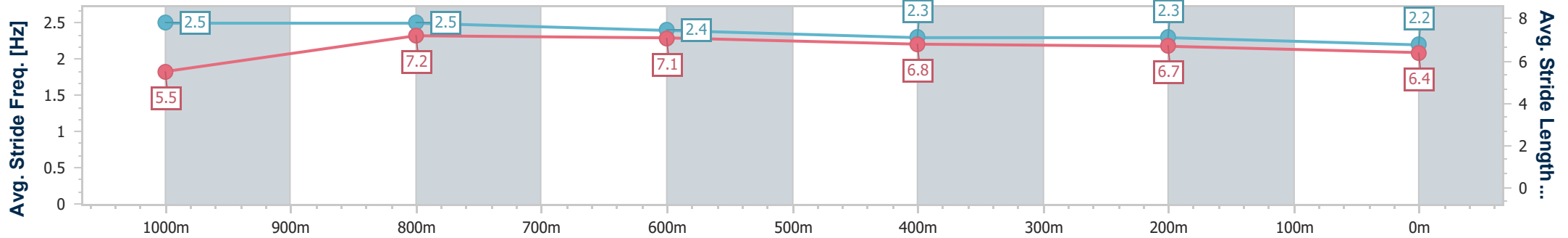
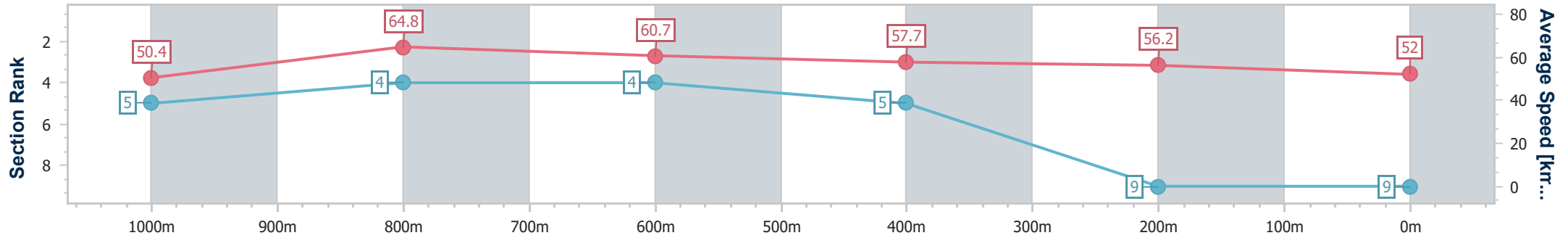


Toowoomba QLD Professional
 Race 1: TOOWOOMBA PLASTICS QTIS Two-Year-Old Maiden Handicap - 1200m
 22 June 2024 - 16:43



Track Rating: Good 4 , Weather: Fine , Rail Position: +4m Entire

Section	Overall	1000m	800m	600m	400m	200m
Section Times	1:16.64 [9] (0:14.24)	1:02.40 [5] (0:11.20)	0:51.20 [4] (0:11.92)	0:39.28 [4] (0:12.52)	0:26.76 [5] (0:12.91)	0:13.85 [9] (0:13.85)
Average Speed [km/h]	50.4	64.8	60.7	57.7	56.2	52.0
Top Speed [km/h]	69.3	66.7	62.7	59.8	57.2	54.4
Avg. Dist. to Rail [m]	3.3	1.7	1.5	1.6	1.2	0.7
Avg. Stride Freq. [Hz]	2.5	2.5	2.4	2.3	2.3	2.2
Avg. Stride Length [m]	5.5	7.2	7.1	6.8	6.7	6.4



- [] Ranking at each section and finish
- .-.-.- No data available at this section
- NA No data available