

Toowoomba QLD Professional

Race 1: TOOWOOMBA PLASTICS QTIS Two-Year-Old Maiden Handicap - 1200m

22 June 2024 - 16:43



Track Rating: Good 4 , Weather: Fine, Rail Position: +4m Entire

Section		Overall	1000m	800m	600m	400m	200m	Last 600m					
Field Times		1:14.01 (0:14.05)	0:59.96 (0:11.13)	0:48.83 (0:11.86)	0:36.97 (0:12.28)	0:24.69 (0:12.11)	0:12.58 (0:12.58)	0:36.97					
Rank	TAB Horse/Jockey	Barrier	Top Speed [km/h]	Fastest Section	Margin							Distance Travelled [m]	
1	2 RUN LUCY RUN Boris Thornton	6	66.5 1000m	0:11.17 1000m	1:14.01 [1] (0:14.15)	0:59.86 [2] (0:11.17)	0:48.69 [2] (0:11.91)	0:36.78 [2] (0:12.14)	0:24.64 [2] (0:12.06)	0:12.58 [1] (0:12.58)	1:14.01	0:36.78	
2	1 LUCKY JOKER Les Tilley	8	66.5 Overall	0:11.18 1000m	1:14.34 [2] (0:14.71)	0:59.63 [9] (0:11.18)	0:48.45 [8] (0:11.90)	0:36.55 [8] (0:12.33)	0:24.22 [8] (0:12.07)	0:12.15 [4] (0:12.15)	1.8L	0:36.55	-2
3	5 HEALTHY SUSPICION Olivia Webb	9	65.2 1000m	0:11.39 1000m	1:14.81 [3] (0:14.59)	1:00.22 [8] (0:11.39)	0:48.83 [9] (0:11.93)	0:36.90 [9] (0:12.38)	0:24.52 [9] (0:12.37)	0:12.15 [7] (0:12.15)	4.3L	0:36.90	+8
4	4 CROATIAN QUEEN Nozi Tomizawa	4	67.4 1000m	0:11.13 1000m	1:14.96 [4] (0:14.05)	1:00.91 [1] (0:11.13)	0:49.78 [1] (0:11.86)	0:37.92 [1] (0:12.28)	0:25.64 [1] (0:12.33)	0:13.31 [2] (0:13.31)	5.1L	0:37.92	-1
5	9 MRS KAJUDO Kenji Yoshida	1	67.5 Overall	0:11.18 1000m	1:14.98 [5] (0:14.22)	1:00.76 [4] (0:11.18)	0:49.58 [3] (0:11.93)	0:37.65 [3] (0:12.29)	0:25.36 [3] (0:12.50)	0:12.86 [3] (0:12.86)	5.2L	0:37.65	-3
6	8 ZOU ZOUTUKATUKIA Emily Lang	2	68.0 Overall	0:11.26 1000m	1:14.98 [6] (0:14.59)	1:00.39 [7] (0:11.26)	0:49.13 [7] (0:11.66)	0:37.47 [6] (0:12.36)	0:25.11 [4] (0:12.34)	0:12.77 [5] (0:12.77)	5.3L	0:37.47	-4
7	6 LADY BOSSA NOVA Montanna Savva	5	65.7 Overall	0:11.33 1000m	1:15.47 [7] (0:14.20)	1:01.27 [3] (0:11.33)	0:49.94 [5] (0:12.04)	0:37.90 [7] (0:12.54)	0:25.36 [7] (0:12.61)	0:12.75 [8] (0:12.75)	8.1L	0:37.90	+4
8	3 ALPINE RAIDER Alisha Donald	7	66.7 1000m	0:11.24 1000m	1:15.53 [8] (0:14.38)	1:01.15 [6] (0:11.24)	0:49.91 [6] (0:11.89)	0:38.02 [5] (0:12.47)	0:25.55 [6] (0:12.56)	0:12.99 [6] (0:12.99)	8.3L	0:38.02	+9
9	7 MAGIC MADGE Georgina Cartwright	3	69.3 Overall	0:11.20 1000m	1:16.64 [9] (0:14.24)	1:02.40 [5] (0:11.20)	0:51.20 [4] (0:11.92)	0:39.28 [4] (0:12.52)	0:26.76 [5] (0:12.91)	0:13.85 [9] (0:13.85)	14.8L	0:39.28	-1



Horse/Jockey Name	Run Lucy Run
Final Rank	1
Fastest Section Time (Section)	0:11.17 (1000m)
Top Speed [km/h] (Section)	66.5 (1000m)
Race State	Finished

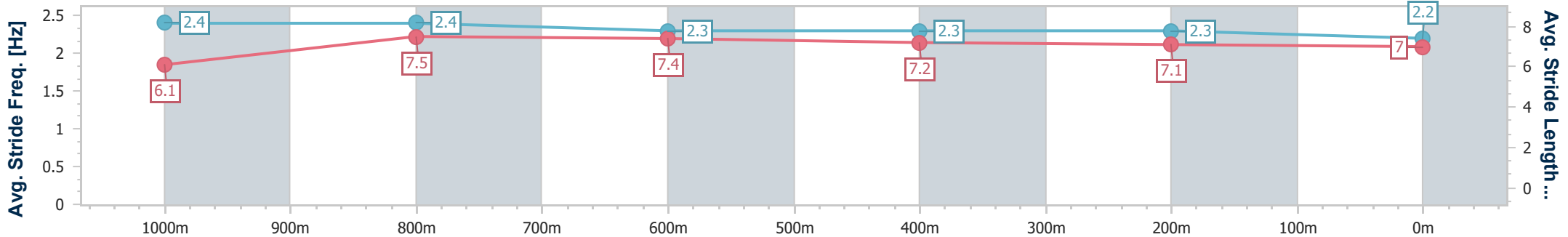
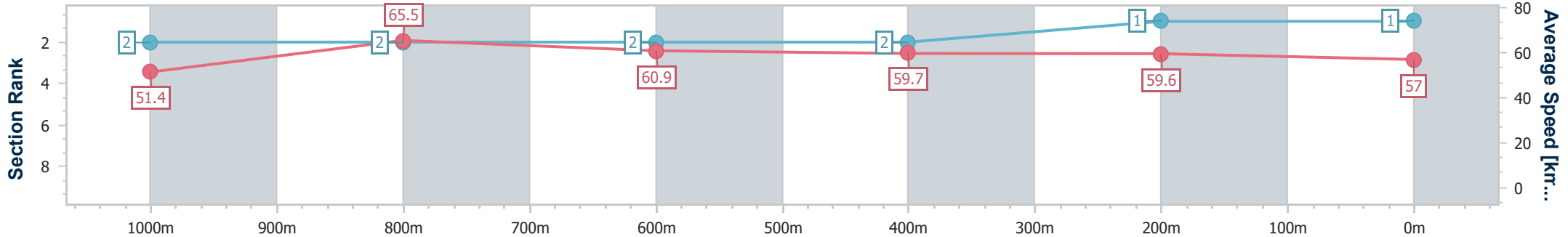


Toowoomba QLD Professional
 Race 1: TOOWOOMBA PLASTICS QTIS Two-Year-Old Maiden Handicap - 1200m
 22 June 2024 - 16:43



Track Rating: Good 4 , Weather: Fine, Rail Position: +4m Entire

Section	Overall	1000m	800m	600m	400m	200m
Section Times	1:14.01 [1] (0:14.15)	0:59.86 [2] (0:11.17)	0:48.69 [2] (0:11.91)	0:36.78 [2] (0:12.14)	0:24.64 [2] (0:12.06)	0:12.58 [1] (0:12.58)
Average Speed [km/h]	51.4	65.5	60.9	59.7	59.6	57.0
Top Speed [km/h]	64.6	66.5	65.9	61.2	60.6	60.5
Avg. Dist. to Rail [m]	7.8	4.0	2.3	1.1	0.5	1.5
Avg. Stride Freq. [Hz]	2.4	2.4	2.3	2.3	2.3	2.2
Avg. Stride Length [m]	6.1	7.5	7.4	7.2	7.1	7.0



- [] Ranking at each section and finish
- .-.- No data available at this section
- NA No data available



Horse/Jockey Name	Lucky Joker
Final Rank	2
Fastest Section Time (Section)	0:11.18 (1000m)
Top Speed [km/h] (Section)	66.5 (Overall)
Race State	Finished

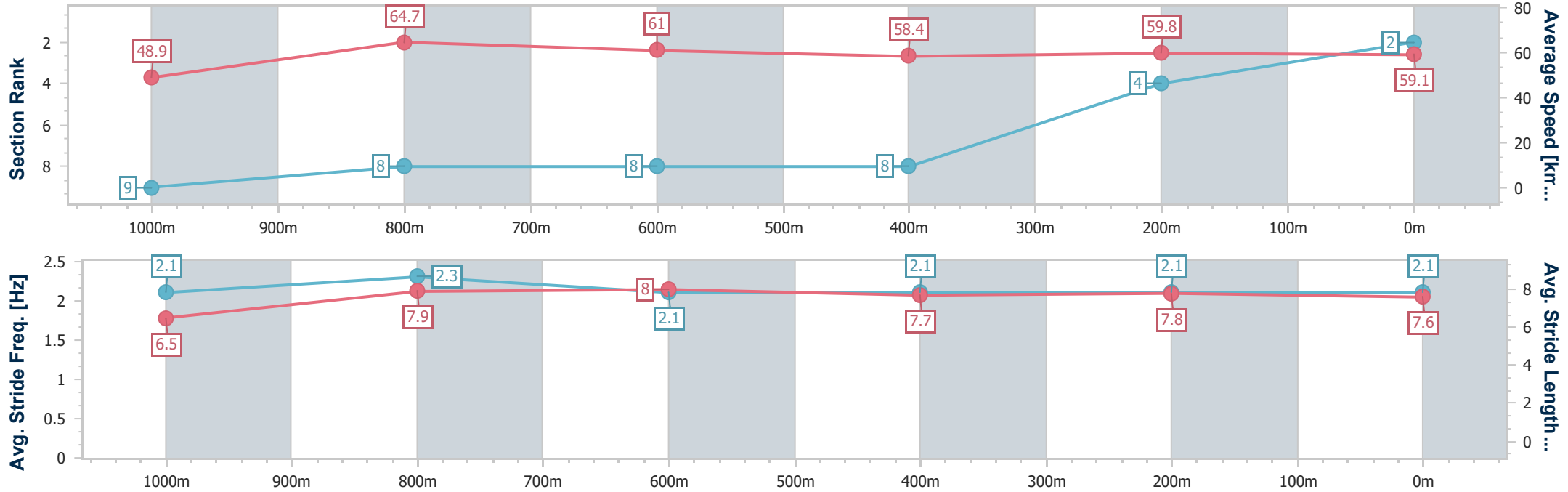


Toowoomba QLD Professional
 Race 1: TOOWOOMBA PLASTICS QTIS Two-Year-Old Maiden Handicap - 1200m
 22 June 2024 - 16:43



Track Rating: Good 4 , Weather: Fine, Rail Position: +4m Entire

Section	Overall	1000m	800m	600m	400m	200m
Section Times	1:14.34 [2] (0:14.71)	0:59.63 [9] (0:11.18)	0:48.45 [8] (0:11.90)	0:36.55 [8] (0:12.33)	0:24.22 [8] (0:12.07)	0:12.15 [4] (0:12.15)
Average Speed [km/h]	48.9	64.7	61.0	58.4	59.8	59.1
Top Speed [km/h]	66.5	66.1	63.3	59.4	60.6	60.4
Avg. Dist. to Rail [m]	4.2	0.6	1.5	0.7	0.7	1.8
Avg. Stride Freq. [Hz]	2.1	2.3	2.1	2.1	2.1	2.1
Avg. Stride Length [m]	6.5	7.9	8.0	7.7	7.8	7.6



- [] Ranking at each section and finish
- .-.- No data available at this section
- NA No data available



Horse/Jockey Name	Healthy Suspicion
Final Rank	3
Fastest Section Time (Section)	0:11.39 (1000m)
Top Speed [km/h] (Section)	65.2 (1000m)
Race State	Finished

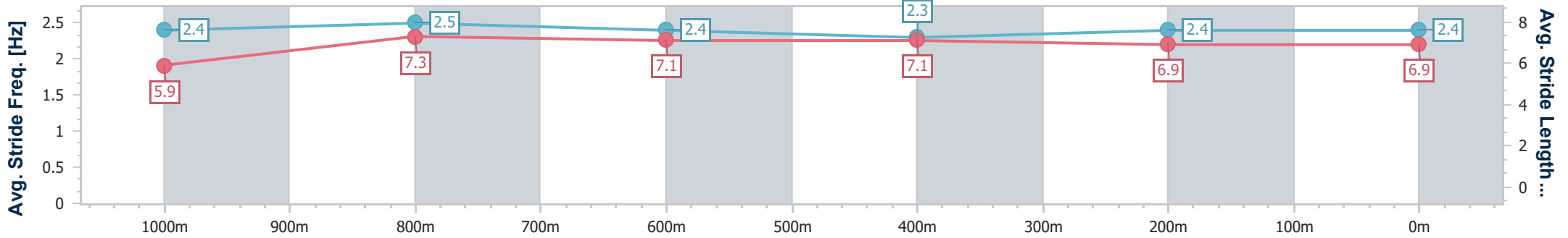
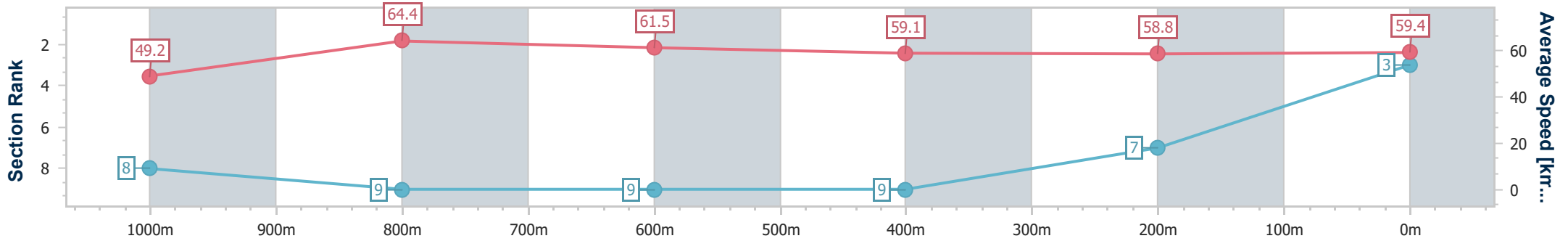


Toowoomba QLD Professional
 Race 1: TOOWOOMBA PLASTICS QTIS Two-Year-Old Maiden Handicap - 1200m
 22 June 2024 - 16:43



Track Rating: Good 4 , Weather: Fine, Rail Position: +4m Entire

Section	Overall	1000m	800m	600m	400m	200m
Section Times	1:14.81 [3] (0:14.59)	1:00.22 [8] (0:11.39)	0:48.83 [9] (0:11.93)	0:36.90 [9] (0:12.38)	0:24.52 [9] (0:12.37)	0:12.15 [7] (0:12.15)
Average Speed [km/h]	49.2	64.4	61.5	59.1	58.8	59.4
Top Speed [km/h]	64.9	65.2	65.2	60.5	60.5	60.0
Avg. Dist. to Rail [m]	10.4	4.1	5.2	3.1	3.8	5.0
Avg. Stride Freq. [Hz]	2.4	2.5	2.4	2.3	2.4	2.4
Avg. Stride Length [m]	5.9	7.3	7.1	7.1	6.9	6.9



- [] Ranking at each section and finish
- .-.- No data available at this section
- NA No data available



Horse/Jockey Name	Croatian Queen
Final Rank	4
Fastest Section Time (Section)	0:11.13 (1000m)
Top Speed [km/h] (Section)	67.4 (1000m)
Race State	Finished

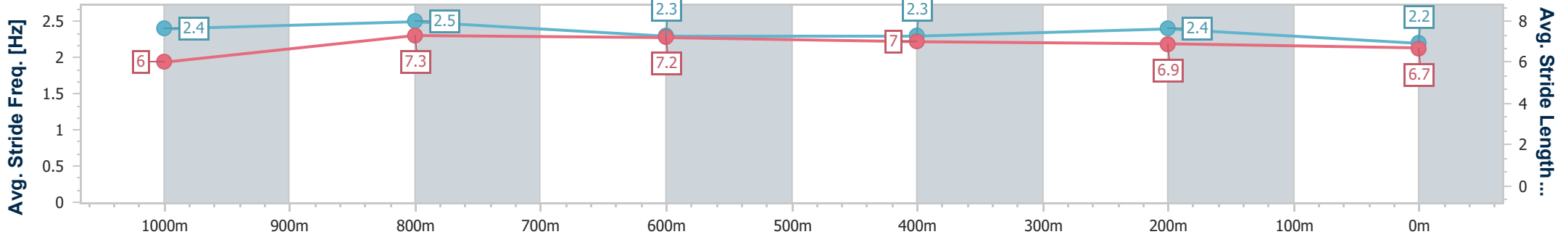
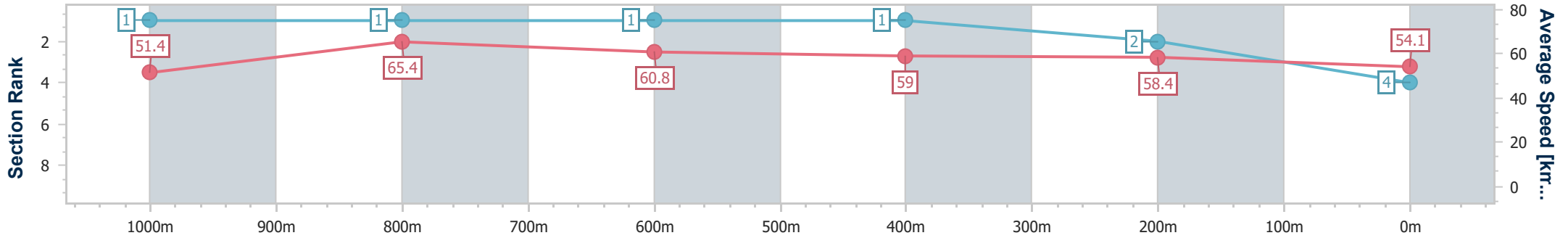


Toowoomba QLD Professional
 Race 1: TOOWOOMBA PLASTICS QTIS Two-Year-Old Maiden
 Handicap - 1200m
 22 June 2024 - 16:43



Track Rating: Good 4 , Weather: Fine, Rail Position: +4m Entire

Section	Overall	1000m	800m	600m	400m	200m
Section Times	1:14.96 [4] (0:14.05)	1:00.91 [1] (0:11.13)	0:49.78 [1] (0:11.86)	0:37.92 [1] (0:12.28)	0:25.64 [1] (0:12.33)	0:13.31 [2] (0:13.31)
Average Speed [km/h]	51.4	65.4	60.8	59.0	58.4	54.1
Top Speed [km/h]	67.2	67.4	62.6	59.9	59.6	56.1
Avg. Dist. to Rail [m]	5.7	3.0	1.6	1.3	0.4	0.5
Avg. Stride Freq. [Hz]	2.4	2.5	2.3	2.3	2.4	2.2
Avg. Stride Length [m]	6.0	7.3	7.2	7.0	6.9	6.7



- [] Ranking at each section and finish
- .-.- No data available at this section
- NA No data available



Horse/Jockey Name	Mrs Kajudo
Final Rank	5
Fastest Section Time (Section)	0:11.18 (1000m)
Top Speed [km/h] (Section)	67.5 (Overall)
Race State	Finished

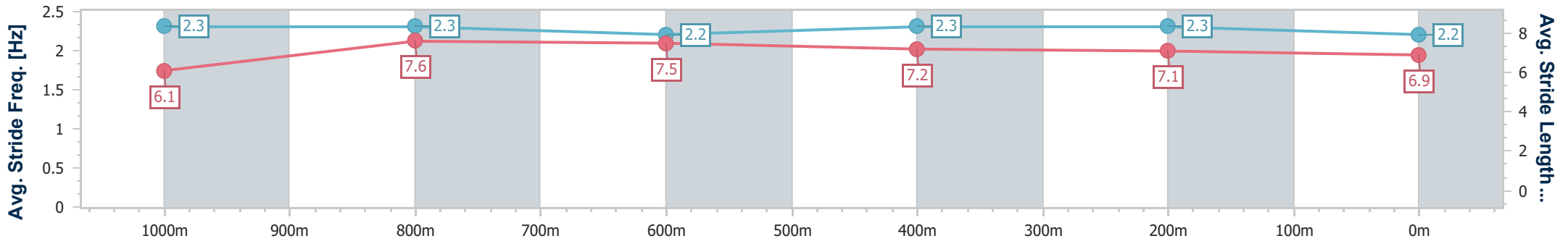
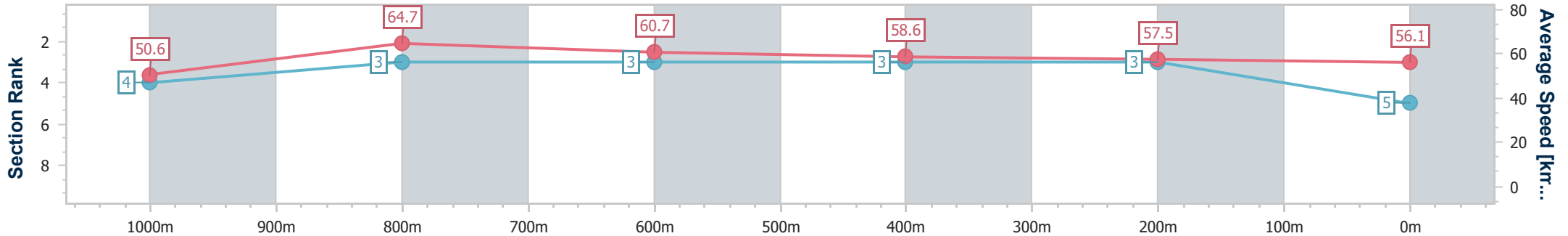


Toowoomba QLD Professional
 Race 1: TOOWOOMBA PLASTICS QTIS Two-Year-Old Maiden
 Handicap - 1200m
 22 June 2024 - 16:43



Track Rating: Good 4 , Weather: Fine, Rail Position: +4m Entire

Section	Overall	1000m	800m	600m	400m	200m
Section Times	1:14.98 [5] (0:14.22)	1:00.76 [4] (0:11.18)	0:49.58 [3] (0:11.93)	0:37.65 [3] (0:12.29)	0:25.36 [3] (0:12.50)	0:12.86 [3] (0:12.86)
Average Speed [km/h]	50.6	64.7	60.7	58.6	57.5	56.1
Top Speed [km/h]	67.5	67.4	62.3	59.6	58.4	58.0
Avg. Dist. to Rail [m]	2.8	1.1	1.4	0.4	0.6	1.7
Avg. Stride Freq. [Hz]	2.3	2.3	2.2	2.3	2.3	2.2
Avg. Stride Length [m]	6.1	7.6	7.5	7.2	7.1	6.9



- [] Ranking at each section and finish
- .-.- No data available at this section
- NA No data available



Horse/Jockey Name	Zou Zoutukatukia
Final Rank	6
Fastest Section Time (Section)	0:11.26 (1000m)
Top Speed [km/h] (Section)	68.0 (Overall)
Race State	Finished

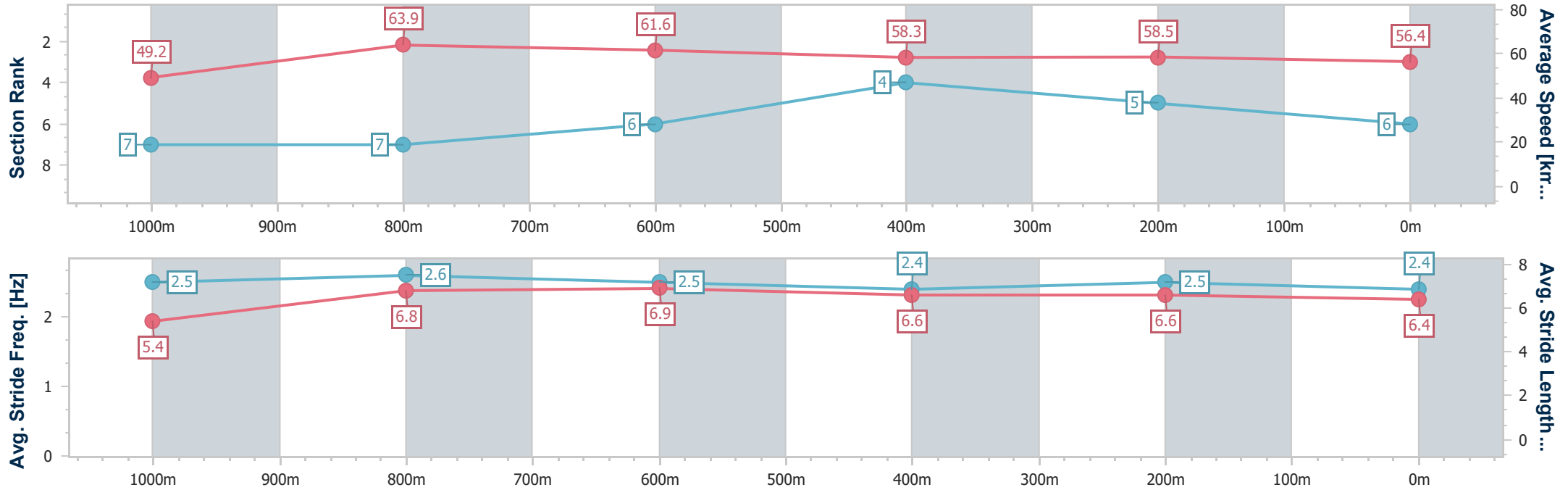


Toowoomba QLD Professional
 Race 1: TOOWOOMBA PLASTICS QTIS Two-Year-Old Maiden Handicap - 1200m
 22 June 2024 - 16:43



Track Rating: Good 4 , Weather: Fine, Rail Position: +4m Entire

Section	Overall	1000m	800m	600m	400m	200m
Section Times	1:14.98 [6] (0:14.59)	1:00.39 [7] (0:11.26)	0:49.13 [7] (0:11.66)	0:37.47 [6] (0:12.36)	0:25.11 [4] (0:12.34)	0:12.77 [5] (0:12.77)
Average Speed [km/h]	49.2	63.9	61.6	58.3	58.5	56.4
Top Speed [km/h]	68.0	65.3	63.2	59.4	59.5	57.7
Avg. Dist. to Rail [m]	4.7	1.1	0.6	0.4	0.9	2.4
Avg. Stride Freq. [Hz]	2.5	2.6	2.5	2.4	2.5	2.4
Avg. Stride Length [m]	5.4	6.8	6.9	6.6	6.6	6.4



- [] Ranking at each section and finish
- .-.- No data available at this section
- NA No data available



Horse/Jockey Name	Lady Bossa Nova
Final Rank	7
Fastest Section Time (Section)	0:11.33 (1000m)
Top Speed [km/h] (Section)	65.7 (Overall)
Race State	Finished

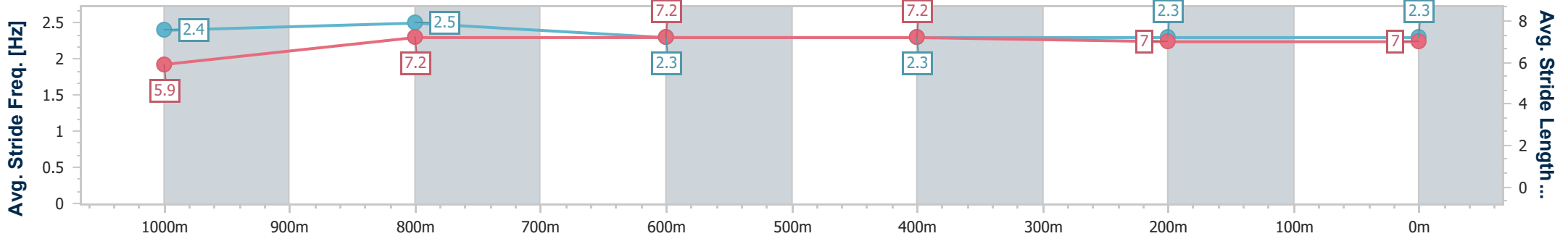
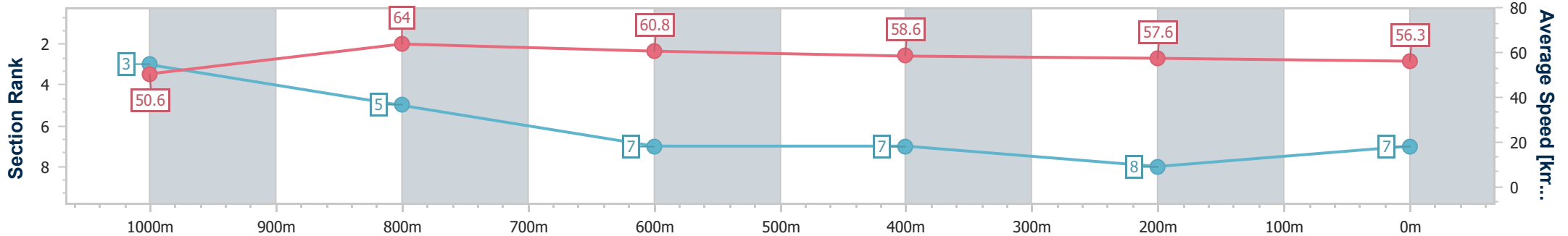


Toowoomba QLD Professional
 Race 1: TOOWOOMBA PLASTICS QTIS Two-Year-Old Maiden Handicap - 1200m
 22 June 2024 - 16:43



Track Rating: Good 4 , Weather: Fine, Rail Position: +4m Entire

Section	Overall	1000m	800m	600m	400m	200m
Section Times	1:15.47 [7] (0:14.20)	1:01.27 [3] (0:11.33)	0:49.94 [5] (0:12.04)	0:37.90 [7] (0:12.54)	0:25.36 [7] (0:12.61)	0:12.75 [8] (0:12.75)
Average Speed [km/h]	50.6	64.0	60.8	58.6	57.6	56.3
Top Speed [km/h]	65.7	65.1	63.1	59.8	58.9	58.9
Avg. Dist. to Rail [m]	3.9	1.5	5.0	3.5	2.7	0.8
Avg. Stride Freq. [Hz]	2.4	2.5	2.3	2.3	2.3	2.3
Avg. Stride Length [m]	5.9	7.2	7.2	7.2	7.0	7.0



- [] Ranking at each section and finish
- .-.- No data available at this section
- NA No data available



Horse/Jockey Name	Alpine Raider
Final Rank	8
Fastest Section Time (Section)	0:11.24 (1000m)
Top Speed [km/h] (Section)	66.7 (1000m)
Race State	Finished

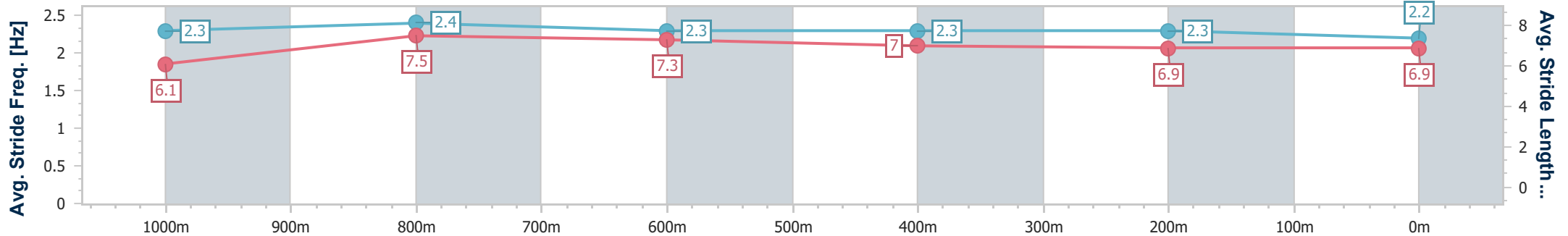
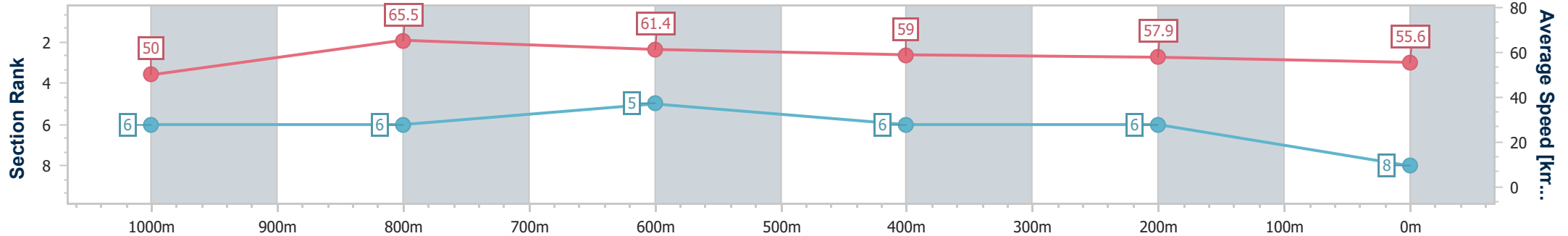


Toowoomba QLD Professional
 Race 1: TOOWOOMBA PLASTICS QTIS Two-Year-Old Maiden Handicap - 1200m
 22 June 2024 - 16:43



Track Rating: Good 4 , Weather: Fine, Rail Position: +4m Entire

Section	Overall	1000m	800m	600m	400m	200m
Section Times	1:15.53 [8] (0:14.38)	1:01.15 [6] (0:11.24)	0:49.91 [6] (0:11.89)	0:38.02 [5] (0:12.47)	0:25.55 [6] (0:12.56)	0:12.99 [6] (0:12.99)
Average Speed [km/h]	50.0	65.5	61.4	59.0	57.9	55.6
Top Speed [km/h]	65.9	66.7	63.8	60.2	59.4	56.6
Avg. Dist. to Rail [m]	8.1	5.3	4.7	4.1	3.2	3.0
Avg. Stride Freq. [Hz]	2.3	2.4	2.3	2.3	2.3	2.2
Avg. Stride Length [m]	6.1	7.5	7.3	7.0	6.9	6.9



- [] Ranking at each section and finish
- .-.- No data available at this section
- NA No data available



Horse/Jockey Name	Magic Madge
Final Rank	9
Fastest Section Time (Section)	0:11.20 (1000m)
Top Speed [km/h] (Section)	69.3 (Overall)
Race State	Finished

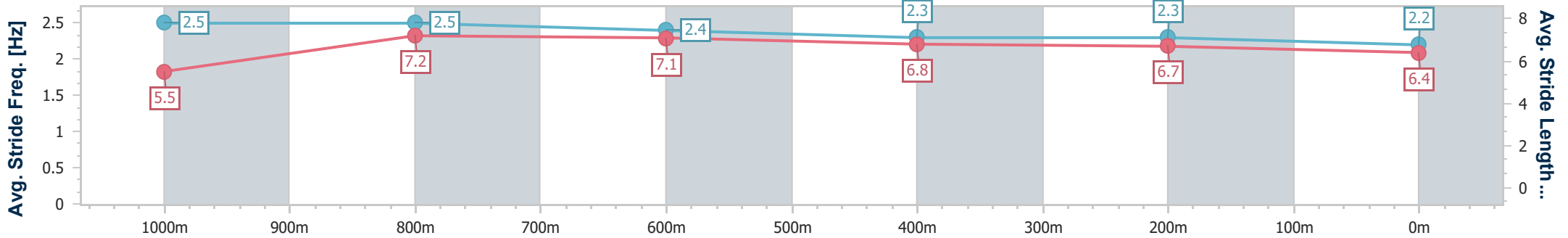
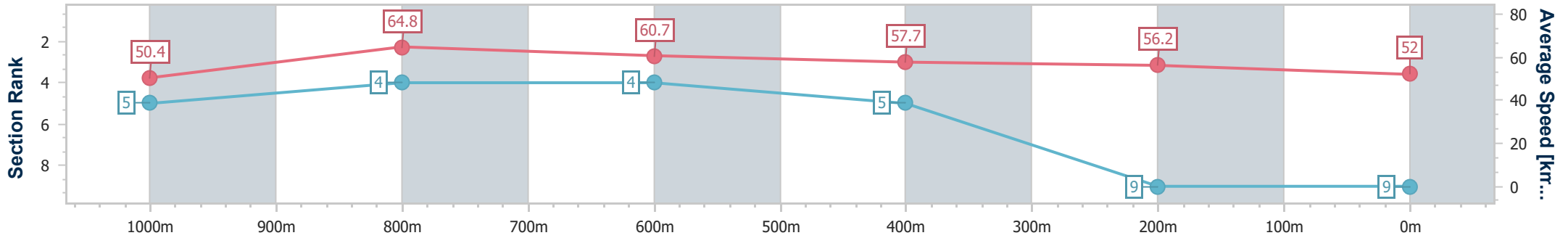


Toowoomba QLD Professional
 Race 1: TOOWOOMBA PLASTICS QTIS Two-Year-Old Maiden
 Handicap - 1200m
 22 June 2024 - 16:43



Track Rating: Good 4 , Weather: Fine, Rail Position: +4m Entire

Section	Overall	1000m	800m	600m	400m	200m
Section Times	1:16.64 [9] (0:14.24)	1:02.40 [5] (0:11.20)	0:51.20 [4] (0:11.92)	0:39.28 [4] (0:12.52)	0:26.76 [5] (0:12.91)	0:13.85 [9] (0:13.85)
Average Speed [km/h]	50.4	64.8	60.7	57.7	56.2	52.0
Top Speed [km/h]	69.3	66.7	62.7	59.8	57.2	54.4
Avg. Dist. to Rail [m]	3.3	1.7	1.5	1.6	1.2	0.7
Avg. Stride Freq. [Hz]	2.5	2.5	2.4	2.3	2.3	2.2
Avg. Stride Length [m]	5.5	7.2	7.1	6.8	6.7	6.4



- [] Ranking at each section and finish
- .-.- No data available at this section
- NA No data available



Toowoomba QLD Professional

Race 2: HANNAS TOOWOOMBA BENCHMARK 70 Handicap - 1000m

22 June 2024 - 17:23



Track Rating: Good 4 , Weather: Fine, Rail Position: +4m Entire

Section								Last 600m				
Field Times		Overall	800m	600m	400m	200m	0:00.00					
		1:00.12 (0:14.34)	0:45.78 (0:10.98)	0:34.80 (0:11.36)	0:23.44 (0:11.55)	0:11.89 (0:11.89)						
Rank	TAB Horse/Jockey	Barrier	Top Speed [km/h]	Fastest Section				Margin	Margin	Distance Travelled [m]		
1	8 AL PAL'S GAL Olivia Webb	3	Data was not able to be tracked for this horse		-:--:--	-:--:--	-:--:--	-:--:--	0:59.92	-:--:--	----	
2	3 MAYA BAY Alisha Donald	10	66.8 800m	0:11.02 800m	1:00.12 [2] (0:14.65)	0:45.47 [4] (0:11.02)	0:34.45 [4] (0:11.16)	0:23.29 [3] (0:11.49)	0:11.80 [2] (0:11.80)	1L	0:34.45	--
3	5 FESTIVAL PRINCE Les Tilley	2	66.4 800m	0:11.09 800m	1:00.22 [3] (0:14.89)	0:45.33 [5] (0:11.09)	0:34.24 [5] (0:11.11)	0:23.13 [5] (0:11.39)	0:11.74 [3] (0:11.74)	1.5L	0:34.24	--
4	1 DOLLOP Dylan Bennett	1	66.7 800m	0:10.98 800m	1:00.43 [4] (0:14.34)	0:46.09 [1] (0:10.98)	0:35.11 [1] (0:11.36)	0:23.75 [1] (0:11.55)	0:12.20 [1] (0:12.20)	2.8L	0:35.11	--
5	7 GROOMED Emily Lang	9	66.0 800m	0:11.04 800m	1:00.73 [5] (0:15.27)	0:45.46 [7] (0:11.04)	0:34.42 [7] (0:11.10)	0:23.32 [6] (0:11.52)	0:11.80 [6] (0:11.80)	4.3L	0:34.42	--
6	11 ANNAKURI Montanna Savva	7	67.2 Overall	0:11.08 800m	1:00.80 [6] (0:14.57)	0:46.23 [3] (0:11.08)	0:35.15 [3] (0:11.39)	0:23.76 [4] (0:11.64)	0:12.12 [5] (0:12.12)	4.7L	0:35.15	--
7	10 NICCI DE ROSA Stacey Callow	8	66.9 800m	0:11.06 800m	1:00.85 [7] (0:14.36)	0:46.49 [2] (0:11.06)	0:35.43 [2] (0:11.41)	0:24.02 [2] (0:11.78)	0:12.24 [4] (0:12.24)	4.9L	0:35.43	--
8	9 INCOMPARABLE Jake Molloy	11	66.0 800m	0:11.17 800m	1:01.23 [8] (0:15.13)	0:46.10 [6] (0:11.17)	0:34.93 [6] (0:11.23)	0:23.70 [7] (0:11.64)	0:12.06 [7] (0:12.06)	6.9L	0:34.93	--
9	2 LAURIE Luke Tarrant	4	66.8 600m	0:11.14 600m	1:01.38 [9] (0:15.51)	0:45.87 [8] (0:11.16)	0:34.71 [8] (0:11.14)	0:23.57 [8] (0:11.51)	0:12.06 [8] (0:12.06)	7.7L	0:34.71	--

Scratched: Mort Doyle (#4), Last Chance Saloon (#6)

[] Ranking at each section and finish
 -:--:-- No data available at this section
 NA No data available

SCN Saddle cloth number
 DNF Did not finish
 DNT Did not track



Horse/Jockey Name	Maya Bay
Final Rank	2
Fastest Section Time (Section)	0:11.02 (800m)
Top Speed [km/h] (Section)	66.8 (800m)
Race State	Finished



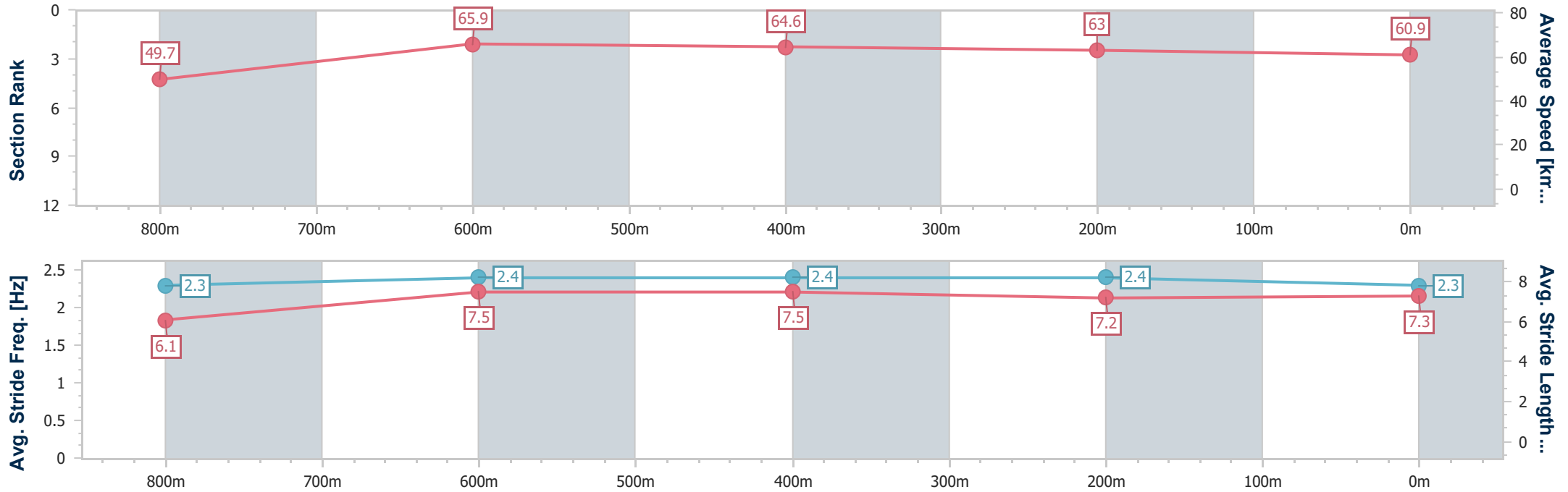
Toowoomba QLD Professional
Race 2: HANNAS TOWOOMBA BENCHMARK 70 Handicap - 1000m



22 June 2024 - 17:23

Track Rating: Good 4 , Weather: Fine, Rail Position: +4m Entire

Section	Overall	800m	600m	400m	200m
Section Times	1:00.12 [2] (0:14.65)	0:45.47 [4] (0:11.02)	0:34.45 [4] (0:11.16)	0:23.29 [3] (0:11.49)	0:11.80 [2] (0:11.80)
Average Speed [km/h]	49.7	65.9	64.6	63.0	60.9
Top Speed [km/h]	65.0	66.8	66.0	64.3	62.2
Avg. Dist. to Rail [m]	6.2	1.5	0.6	1.4	2.1
Avg. Stride Freq. [Hz]	2.3	2.4	2.4	2.4	2.3
Avg. Stride Length [m]	6.1	7.5	7.5	7.2	7.3



- [] Ranking at each section and finish
- .-.- No data available at this section
- NA No data available



Horse/Jockey Name	Festival Prince
Final Rank	3
Fastest Section Time (Section)	0:11.09 (800m)
Top Speed [km/h] (Section)	66.4 (800m)
Race State	Finished



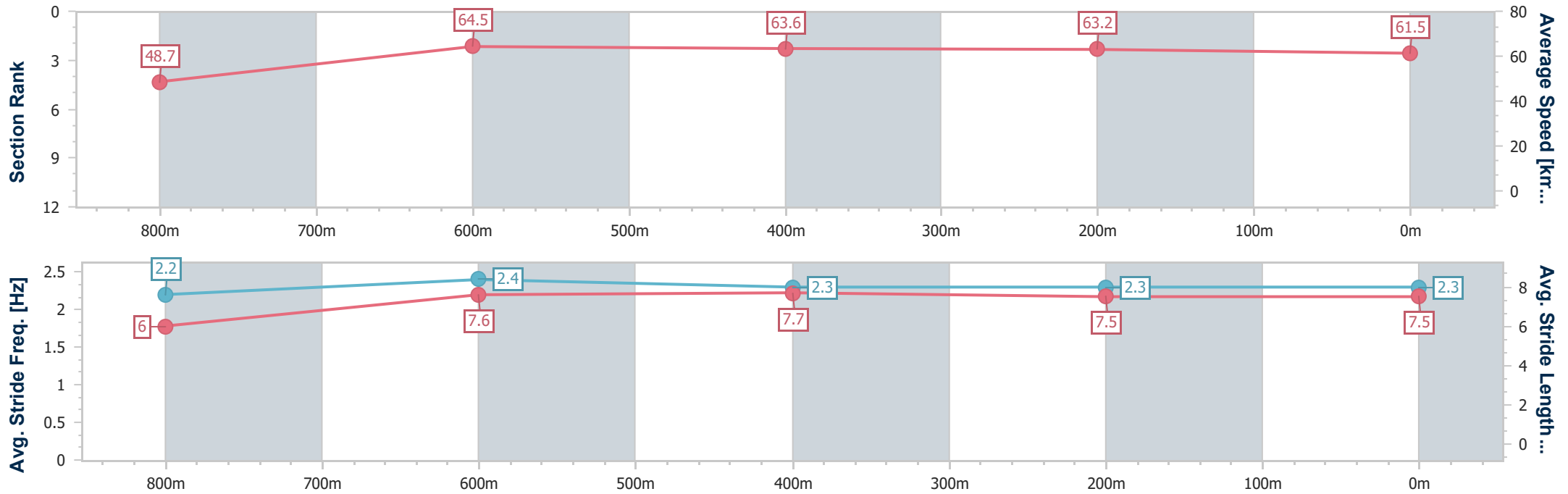
Toowoomba QLD Professional
Race 2: HANNAS TOWOOMBA BENCHMARK 70 Handicap - 1000m



22 June 2024 - 17:23

Track Rating: Good 4 , Weather: Fine, Rail Position: +4m Entire

Section	Overall	800m	600m	400m	200m
Section Times	1:00.22 [3] (0:14.89)	0:45.33 [5] (0:11.09)	0:34.24 [5] (0:11.11)	0:23.13 [5] (0:11.39)	0:11.74 [3] (0:11.74)
Average Speed [km/h]	48.7	64.5	63.6	63.2	61.5
Top Speed [km/h]	64.8	66.4	66.3	63.7	63.7
Avg. Dist. to Rail [m]	3.0	2.0	2.6	1.4	2.6
Avg. Stride Freq. [Hz]	2.2	2.4	2.3	2.3	2.3
Avg. Stride Length [m]	6.0	7.6	7.7	7.5	7.5



- [] Ranking at each section and finish
- .-.- No data available at this section
- NA No data available



Horse/Jockey Name	Dollop
Final Rank	4
Fastest Section Time (Section)	0:10.98 (800m)
Top Speed [km/h] (Section)	66.7 (800m)
Race State	Finished



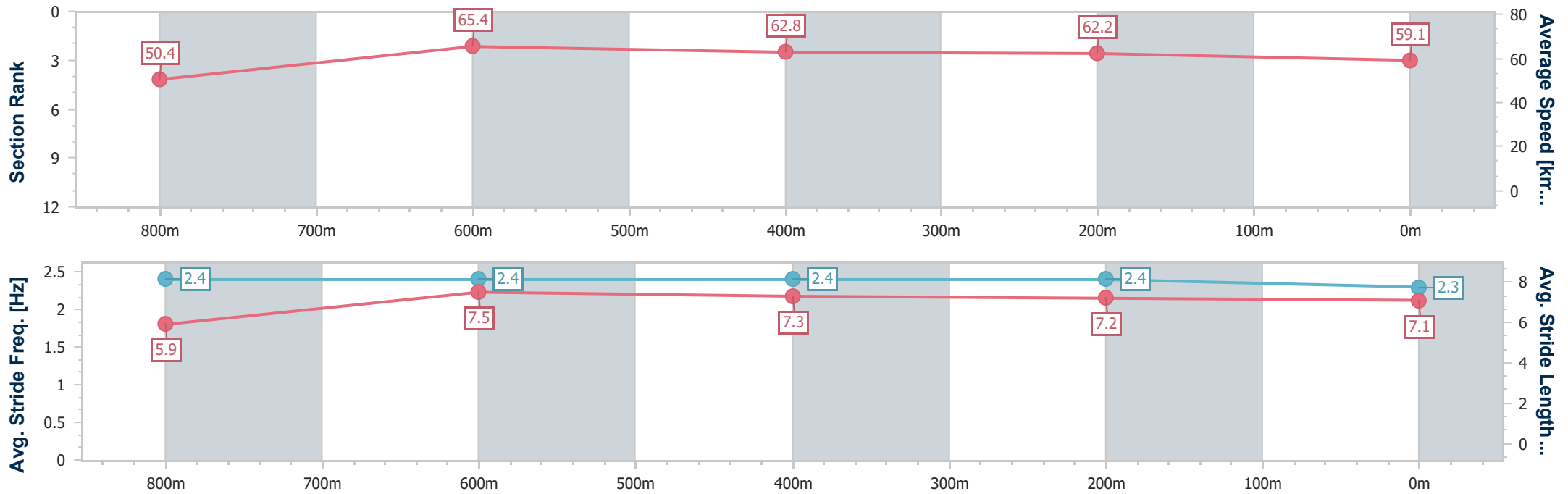
Toowoomba QLD Professional
Race 2: HANNAS TOWOOMBA BENCHMARK 70 Handicap - 1000m



22 June 2024 - 17:23

Track Rating: Good 4 , Weather: Fine, Rail Position: +4m Entire

Section	Overall	800m	600m	400m	200m
Section Times	1:00.43 [4] (0:14.34)	0:46.09 [1] (0:10.98)	0:35.11 [1] (0:11.36)	0:23.75 [1] (0:11.55)	0:12.20 [1] (0:12.20)
Average Speed [km/h]	50.4	65.4	62.8	62.2	59.1
Top Speed [km/h]	65.6	66.7	65.0	63.9	61.6
Avg. Dist. to Rail [m]	2.4	0.7	1.2	0.8	0.7
Avg. Stride Freq. [Hz]	2.4	2.4	2.4	2.4	2.3
Avg. Stride Length [m]	5.9	7.5	7.3	7.2	7.1



- [] Ranking at each section and finish
- .-.- No data available at this section
- NA No data available



Horse/Jockey Name	Groomed
Final Rank	5
Fastest Section Time (Section)	0:11.04 (800m)
Top Speed [km/h] (Section)	66.0 (800m)
Race State	Finished



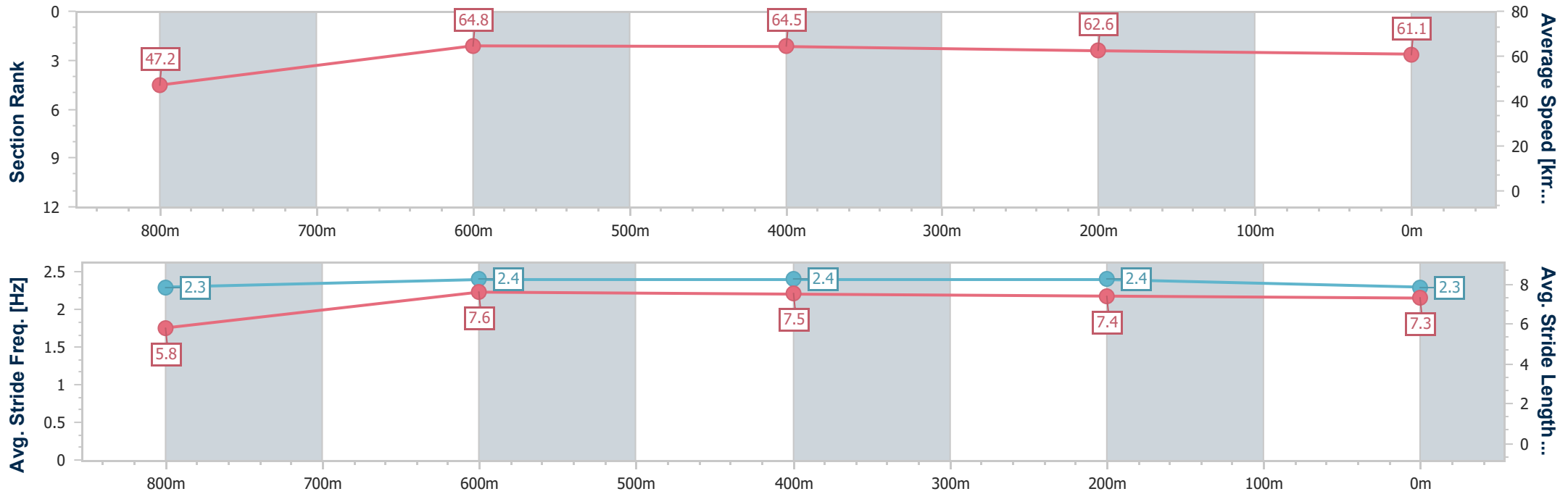
Toowoomba QLD Professional
Race 2: HANNAS TOWOOMBA BENCHMARK 70 Handicap - 1000m



22 June 2024 - 17:23

Track Rating: Good 4 , Weather: Fine, Rail Position: +4m Entire

Section	Overall	800m	600m	400m	200m
Section Times	1:00.73 [5] (0:15.27)	0:45.46 [7] (0:11.04)	0:34.42 [7] (0:11.10)	0:23.32 [6] (0:11.52)	0:11.80 [6] (0:11.80)
Average Speed [km/h]	47.2	64.8	64.5	62.6	61.1
Top Speed [km/h]	64.2	66.0	66.0	64.1	62.5
Avg. Dist. to Rail [m]	4.1	2.8	1.5	1.9	5.2
Avg. Stride Freq. [Hz]	2.3	2.4	2.4	2.4	2.3
Avg. Stride Length [m]	5.8	7.6	7.5	7.4	7.3



- [] Ranking at each section and finish
- .-.- No data available at this section
- NA No data available



Horse/Jockey Name	Annakuri
Final Rank	6
Fastest Section Time (Section)	0:11.08 (800m)
Top Speed [km/h] (Section)	67.2 (Overall)
Race State	Finished



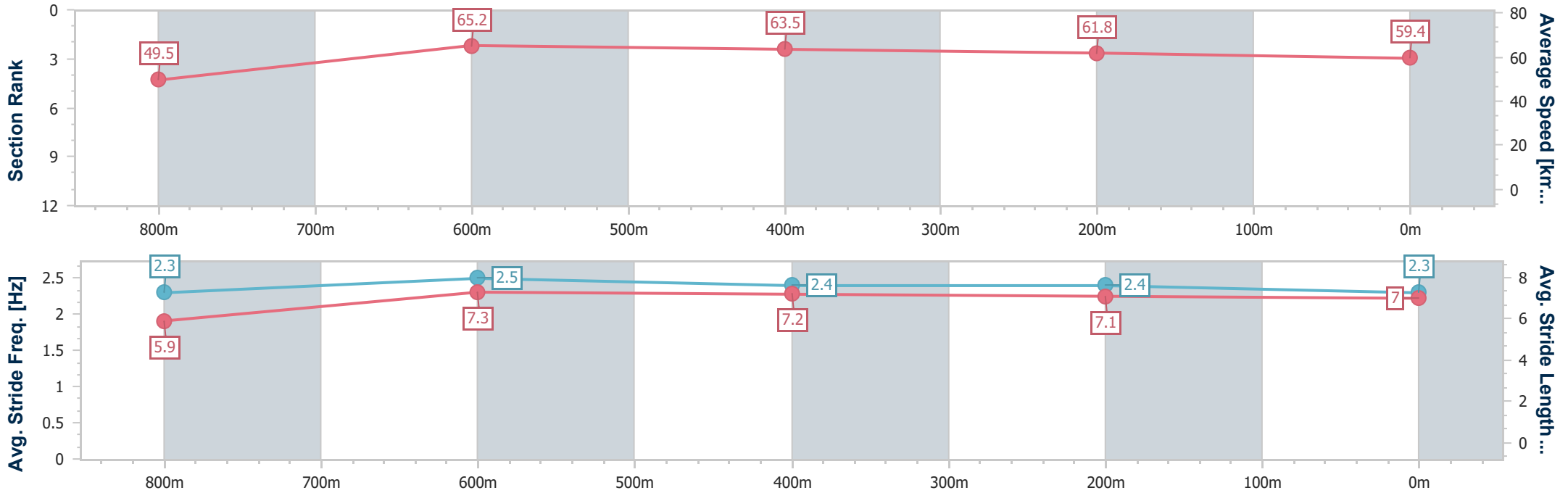
Toowoomba QLD Professional
Race 2: HANNAS TOWOOMBA BENCHMARK 70 Handicap - 1000m



22 June 2024 - 17:23

Track Rating: Good 4 , Weather: Fine, Rail Position: +4m Entire

Section	Overall	800m	600m	400m	200m
Section Times	1:00.80 [6] (0:14.57)	0:46.23 [3] (0:11.08)	0:35.15 [3] (0:11.39)	0:23.76 [4] (0:11.64)	0:12.12 [5] (0:12.12)
Average Speed [km/h]	49.5	65.2	63.5	61.8	59.4
Top Speed [km/h]	67.2	66.5	66.0	63.8	61.5
Avg. Dist. to Rail [m]	3.5	0.5	0.6	1.1	0.4
Avg. Stride Freq. [Hz]	2.3	2.5	2.4	2.4	2.3
Avg. Stride Length [m]	5.9	7.3	7.2	7.1	7.0



- [] Ranking at each section and finish
- .-.- No data available at this section
- NA No data available



Horse/Jockey Name	Nicci De Rosa
Final Rank	7
Fastest Section Time (Section)	0:11.06 (800m)
Top Speed [km/h] (Section)	66.9 (800m)
Race State	Finished



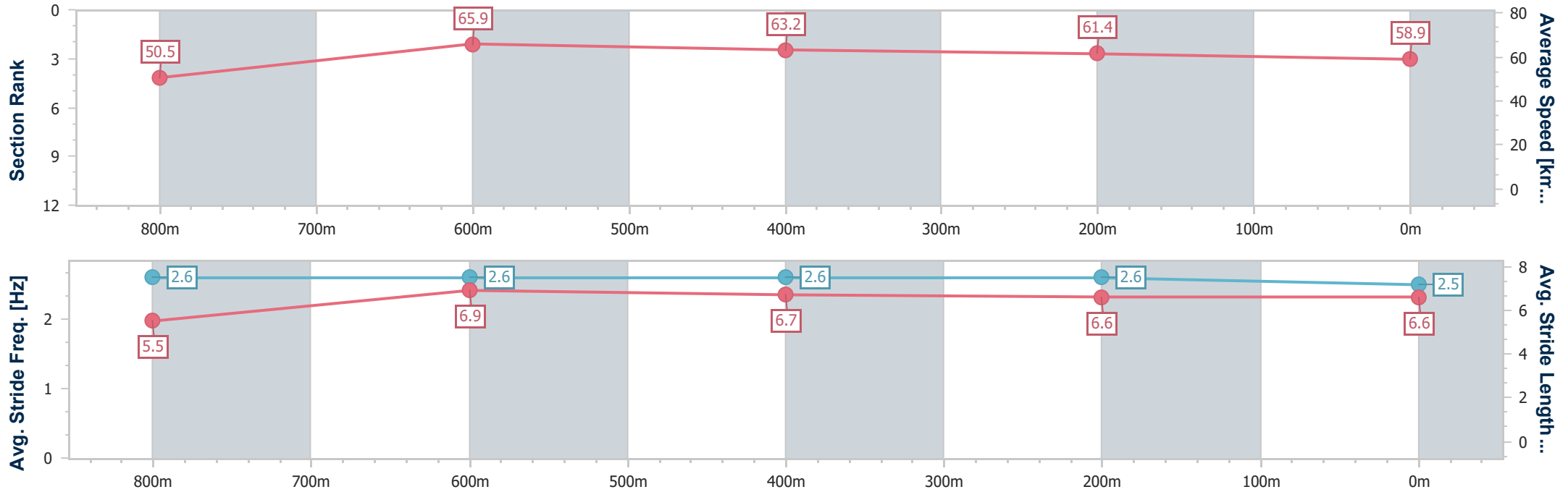
Toowoomba QLD Professional
Race 2: HANNAS TOOWOOMBA BENCHMARK 70 Handicap - 1000m



22 June 2024 - 17:23

Track Rating: Good 4 , Weather: Fine, Rail Position: +4m Entire

Section	Overall	800m	600m	400m	200m
Section Times	1:00.85 [7] (0:14.36)	0:46.49 [2] (0:11.06)	0:35.43 [2] (0:11.41)	0:24.02 [2] (0:11.78)	0:12.24 [4] (0:12.24)
Average Speed [km/h]	50.5	65.9	63.2	61.4	58.9
Top Speed [km/h]	65.8	66.9	65.3	62.4	60.9
Avg. Dist. to Rail [m]	3.9	2.1	0.7	2.4	2.2
Avg. Stride Freq. [Hz]	2.6	2.6	2.6	2.6	2.5
Avg. Stride Length [m]	5.5	6.9	6.7	6.6	6.6



- [] Ranking at each section and finish
- .-.- No data available at this section
- NA No data available



Horse/Jockey Name	Incomparable
Final Rank	8
Fastest Section Time (Section)	0:11.17 (800m)
Top Speed [km/h] (Section)	66.0 (800m)
Race State	Finished



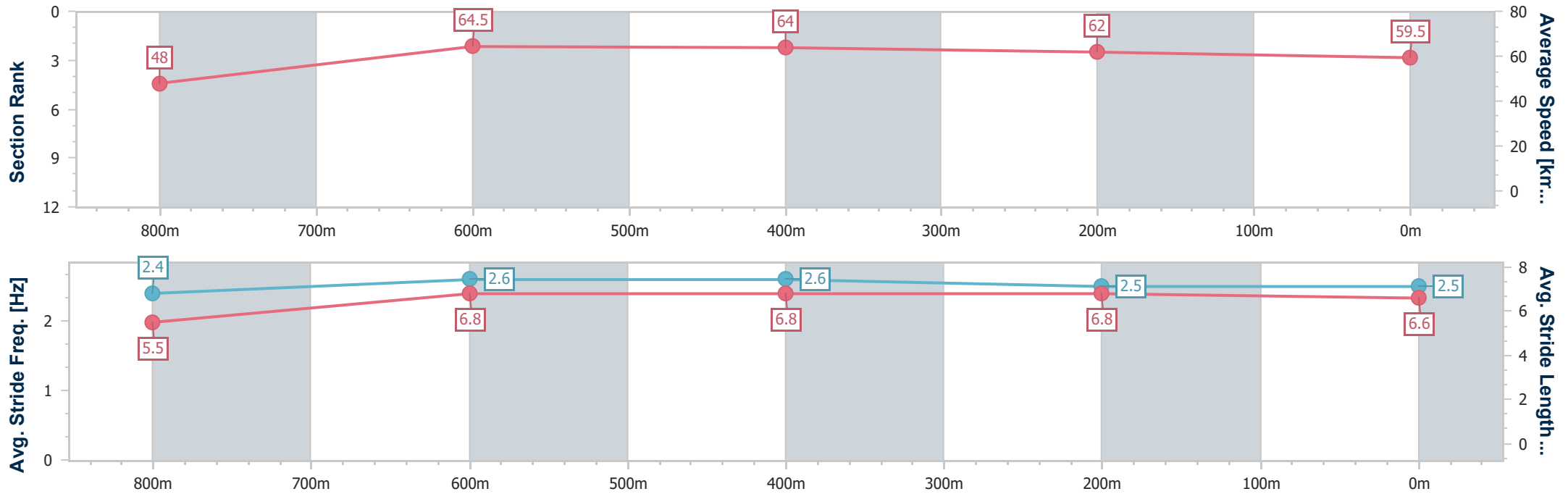
Toowoomba QLD Professional
Race 2: HANNAS TOWOOMBA BENCHMARK 70 Handicap - 1000m



22 June 2024 - 17:23

Track Rating: Good 4 , Weather: Fine, Rail Position: +4m Entire

Section	Overall	800m	600m	400m	200m
Section Times	1:01.23 [8] (0:15.13)	0:46.10 [6] (0:11.17)	0:34.93 [6] (0:11.23)	0:23.70 [7] (0:11.64)	0:12.06 [7] (0:12.06)
Average Speed [km/h]	48.0	64.5	64.0	62.0	59.5
Top Speed [km/h]	64.1	66.0	65.7	62.8	61.8
Avg. Dist. to Rail [m]	5.5	0.3	0.5	0.8	3.0
Avg. Stride Freq. [Hz]	2.4	2.6	2.6	2.5	2.5
Avg. Stride Length [m]	5.5	6.8	6.8	6.8	6.6



- [] Ranking at each section and finish
- .-.- No data available at this section
- NA No data available



Horse/Jockey Name	Laurie
Final Rank	9
Fastest Section Time (Section)	0:11.14 (600m)
Top Speed [km/h] (Section)	66.8 (600m)
Race State	Finished



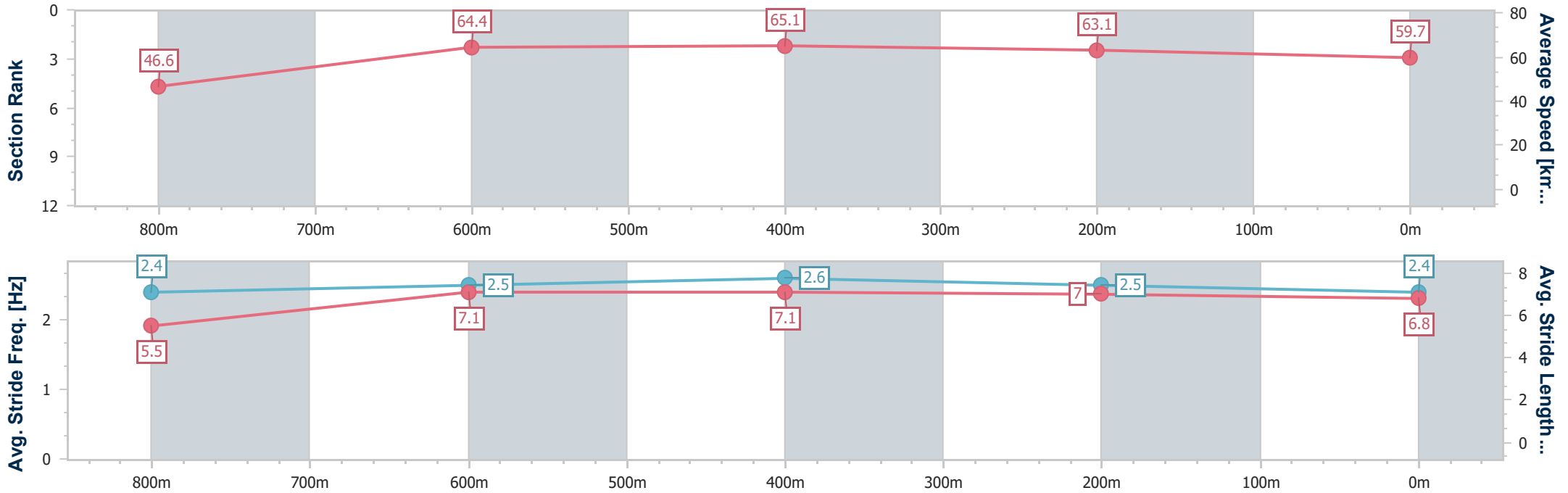
Toowoomba QLD Professional
Race 2: HANNAS TOWOOMBA BENCHMARK 70 Handicap - 1000m



22 June 2024 - 17:23

Track Rating: Good 4 , Weather: Fine, Rail Position: +4m Entire

Section	Overall	800m	600m	400m	200m
Section Times	1:01.38 [9] (0:15.51)	0:45.87 [8] (0:11.16)	0:34.71 [8] (0:11.14)	0:23.57 [8] (0:11.51)	0:12.06 [8] (0:12.06)
Average Speed [km/h]	46.6	64.4	65.1	63.1	59.7
Top Speed [km/h]	63.1	66.8	66.8	64.0	61.8
Avg. Dist. to Rail [m]	3.5	0.3	1.4	3.0	4.7
Avg. Stride Freq. [Hz]	2.4	2.5	2.6	2.5	2.4
Avg. Stride Length [m]	5.5	7.1	7.1	7.0	6.8



- [] Ranking at each section and finish
- .-.- No data available at this section
- NA No data available



Horse/Jockey Name	Al Pal's Gal
Final Rank	1
Fastest Section Time (Section)	-:--:--
Top Speed [km/h] (Section)	--.-
Race State	DidNotTrack



Toowoomba QLD Professional
 Race 2: HANNAS TOWOOMBA BENCHMARK 70 Handicap - 1000m



22 June 2024 - 17:23

Track Rating: Good 4 , Weather: Fine, Rail Position: +4m Entire

Section	Overall	800m	600m	400m	200m								
Section Times	-:--:--	-:--:--	-:--:--	-:--:--	-:--:--								
Average Speed [km/h]	--.-	--.-	--.-	--.-	--.-								
Top Speed [km/h]	--.-	--.-	--.-	--.-	--.-								
Avg. Dist. to Rail [m]	--	--	--	--	--								
Avg. Stride Freq. [Hz]	--.-	--.-	--.-	--.-	--.-								
Avg. Stride Length [m]	--.-	--.-	--.-	--.-	--.-								

- [] Ranking at each section and finish
- :--:-- No data available at this section
- NA No data available



Toowoomba QLD Professional

Race 3: LASER CLINICS AUSTRALIA Class 2 Handicap - 1100m

22 June 2024 - 18:05



Track Rating: Good 4 , Weather: Fine, Rail Position: +4m Entire

Section		Overall										Last 600m	
Field Times		1:06.18										0:35.10	
		(0:08.64)										(0:11.17)	
		(0:46.37)										(0:11.27)	
		(0:35.10)										(0:11.71)	
		(0:23.39)										(0:11.36)	
		(0:12.03)										(0:12.03)	
Rank	TAB	Horse/Jockey	Barrier	Top Speed [km/h]	Fastest Section	Overall	1000m	800m	600m	400m	200m	Margin	Distance Travelled [m]
1	3	BEAU WITNESS	1	67.6	0:08.90	1:06.18 [1]	0:57.28 [8]	0:46.36 [2]	0:35.10 [1]	0:23.39 [1]	0:12.03 [1]	1:06.18	0:35.10
		Stacey Callow		1000m	Overall	(0:08.90)	(0:10.92)	(0:11.26)	(0:11.71)	(0:11.36)	(0:12.03)		
2	6	BEEBEE DAZZLER	4	66.2	0:09.33	1:07.39 [2]	0:58.06 [11]	0:46.94 [10]	0:35.32 [9]	0:23.63 [7]	0:11.59 [6]	7L	0:35.32
		Kenji Yoshida		1000m	Overall	(0:09.33)	(0:11.12)	(0:11.62)	(0:11.69)	(0:12.04)	(0:11.59)		-1
3	5	TEMPLEMORE	8	66.0	0:08.64	1:07.77 [3]	0:59.13 [1]	0:47.71 [5]	0:36.11 [5]	0:24.22 [4]	0:12.10 [5]	9.3L	0:36.11
		Emily Lang		1000m	Overall	(0:08.64)	(0:11.42)	(0:11.60)	(0:11.89)	(0:12.12)	(0:12.10)		+9
4	1	SNEAKY SHARK	3	66.2	0:09.15	1:07.92 [4]	0:58.77 [10]	0:47.59 [8]	0:36.10 [6]	0:24.30 [6]	0:12.31 [3]	10.1L	0:36.10
		Jackson Morris		1000m	Overall	(0:09.15)	(0:11.18)	(0:11.49)	(0:11.80)	(0:11.99)	(0:12.31)		-1
5	7	DRANG A TANG	5	66.9	0:08.90	1:07.92 [5]	0:59.02 [6]	0:47.95 [4]	0:36.58 [4]	0:24.66 [2]	0:12.40 [2]	10.2L	0:36.58
		Georgina Cartwright		1000m	Overall	(0:08.90)	(0:11.07)	(0:11.37)	(0:11.92)	(0:12.26)	(0:12.40)		+1
6	10	PHEEBLE'S SPIRIT	9	64.2	0:08.99	1:08.02 [6]	0:59.03 [9]	0:47.31 [11]	0:35.45 [11]	0:23.63 [11]	0:11.83 [10]	10.7L	0:35.45
		Luke Tarrant		1000m	Overall	(0:08.99)	(0:11.72)	(0:11.86)	(0:11.82)	(0:11.80)	(0:11.83)		+2
7	12	SHAMALIE	7	65.1	0:08.90	1:08.15 [7]	0:59.25 [7]	0:47.73 [9]	0:36.04 [10]	0:24.10 [10]	0:12.27 [7]	11.5L	0:36.04
		Montanna Savva		800m	Overall	(0:08.90)	(0:11.52)	(0:11.69)	(0:11.94)	(0:11.83)	(0:12.27)		+5
8	4	KITRI	6	66.3	0:08.79	1:08.26 [8]	0:59.47 [4]	0:47.95 [7]	0:36.30 [8]	0:24.40 [9]	0:12.07 [9]	12L	0:36.30
		Olivia Webb		1000m	Overall	(0:08.79)	(0:11.52)	(0:11.65)	(0:11.90)	(0:12.33)	(0:12.07)		+4
9	9	MONEY BEAR	2	66.6	0:08.85	1:08.51 [9]	0:59.66 [5]	0:48.57 [3]	0:37.22 [3]	0:25.18 [3]	0:12.88 [4]	13.3L	0:37.22
		Alisha Donald		1000m	Overall	(0:08.85)	(0:11.09)	(0:11.35)	(0:12.04)	(0:12.30)	(0:12.88)		+0
10	8	POCKET SAGE	10	66.7	0:08.77	1:08.70 [10]	0:59.93 [2]	0:48.57 [6]	0:36.83 [7]	0:24.89 [8]	0:12.60 [8]	14.3L	0:36.83
		Dan McGillivray		1000m	Overall	(0:08.77)	(0:11.36)	(0:11.74)	(0:11.94)	(0:12.29)	(0:12.60)		+10

Scratched: Speedy Grace (#11)

[] Ranking at each section and finish
 -:-:- No data available at this section
 NA No data available

SCN Saddle cloth number
 DNF Did not finish
 DNT Did not track



Toowoomba QLD Professional

Race 3: LASER CLINICS AUSTRALIA Class 2 Handicap - 1100m

22 June 2024 - 18:05



Track Rating: Good 4 , Weather: Fine, Rail Position: +4m Entire

Section	Overall	1000m	800m	600m	400m	200m	Last 600m
Field Times	1:06.18 (0:08.64)	0:57.54 (0:11.17)	0:46.37 (0:11.27)	0:35.10 (0:11.71)	0:23.39 (0:11.36)	0:12.03 (0:12.03)	0:35.10

Rank	TAB	Horse/Jockey	Barrier	Top Speed [km/h]	Fastest Section	Overall	1000m	800m	600m	400m	200m	Margin	Last 600m	Distance Travelled [m]
11	2	I AM MASON	12	68.4	0:08.77	1:09.87 [11]	1:01.10 [3]	0:50.06 [1]	0:38.58 [2]	0:26.27 [5]	0:13.57 [11]	21.1L	0:38.58	+10
		Nozi Tomizawa		1000m	Overall	(0:08.77)	(0:11.04)	(0:11.48)	(0:12.31)	(0:12.70)	(0:13.57)			

Scratched: Speedy Grace (#11)



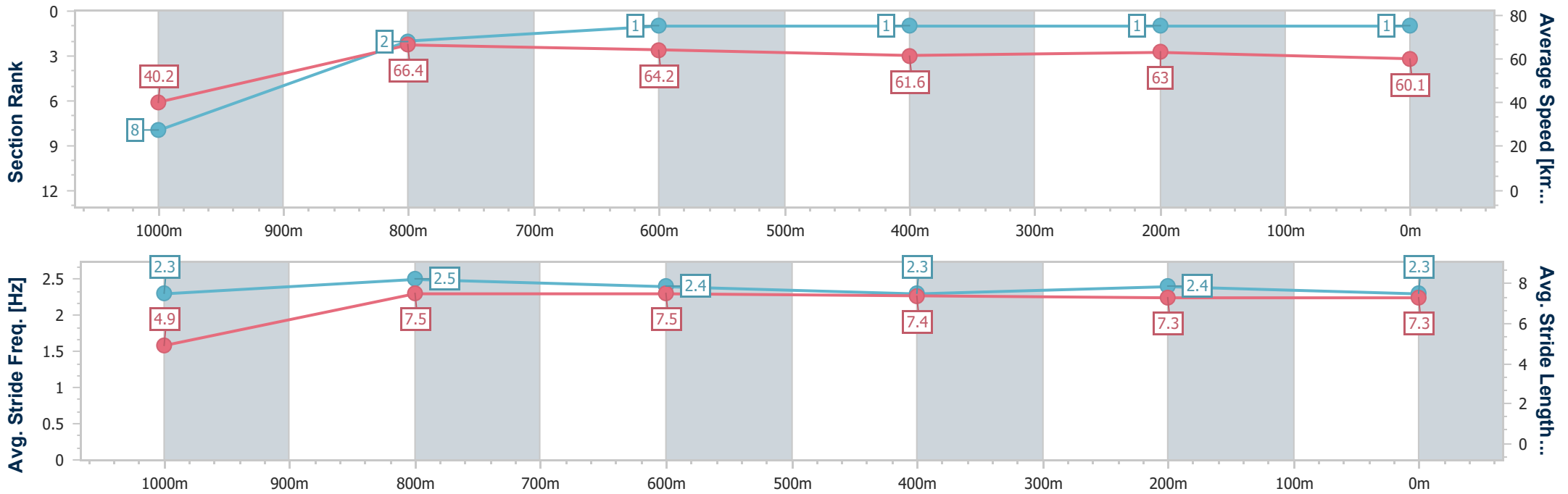
Horse/Jockey Name	Beau Witness
Final Rank	1
Fastest Section Time (Section)	0:08.90 (Overall)
Top Speed [km/h] (Section)	67.6 (1000m)
Race State	Finished



Toowoomba QLD Professional
 Race 3: LASER CLINICS AUSTRALIA Class 2 Handicap - 1100m
 22 June 2024 - 18:05
 Track Rating: Good 4 , Weather: Fine, Rail Position: +4m Entire



Section	Overall	1000m	800m	600m	400m	200m
Section Times	1:06.18 [1] (0:08.90)	0:57.28 [8] (0:10.92)	0:46.36 [2] (0:11.26)	0:35.10 [1] (0:11.71)	0:23.39 [1] (0:11.36)	0:12.03 [1] (0:12.03)
Average Speed [km/h]	40.2	66.4	64.2	61.6	63.0	60.1
Top Speed [km/h]	63.0	67.6	66.9	62.8	64.3	61.5
Avg. Dist. to Rail [m]	4.4	1.5	1.5	0.6	1.1	1.4
Avg. Stride Freq. [Hz]	2.3	2.5	2.4	2.3	2.4	2.3
Avg. Stride Length [m]	4.9	7.5	7.5	7.4	7.3	7.3



- [] Ranking at each section and finish
- .-.- No data available at this section
- NA No data available



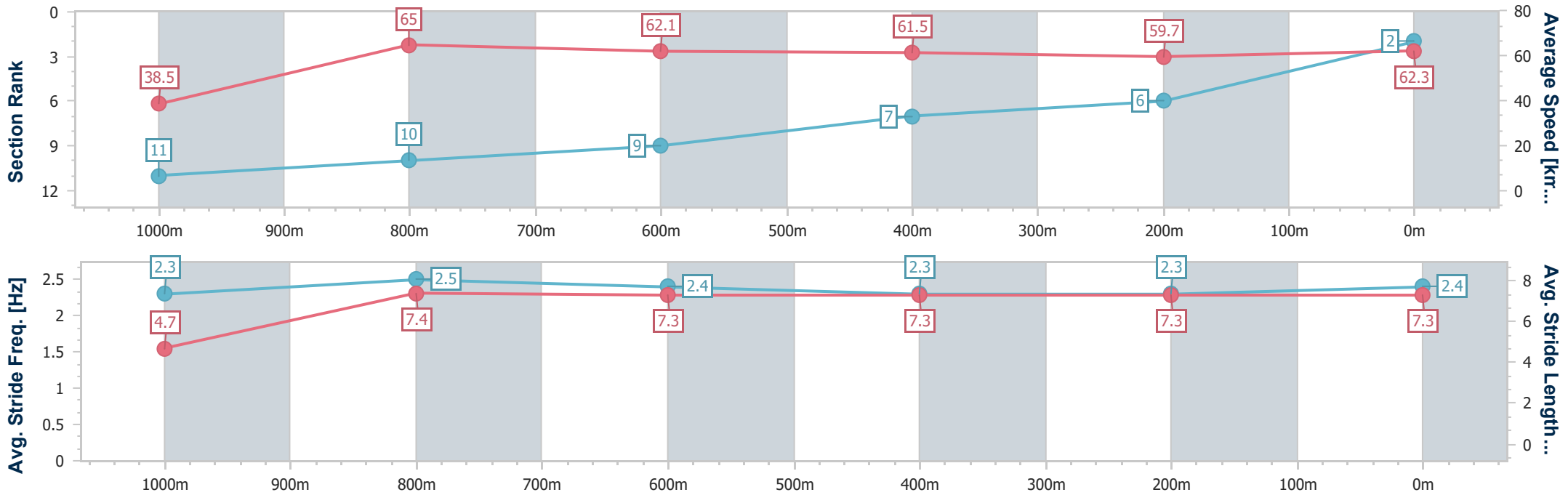
Horse/Jockey Name	Beebee Dazzler
Final Rank	2
Fastest Section Time (Section)	0:09.33 (Overall)
Top Speed [km/h] (Section)	66.2 (1000m)
Race State	Finished



Toowoomba QLD Professional
 Race 3: LASER CLINICS AUSTRALIA Class 2 Handicap - 1100m
 22 June 2024 - 18:05
 Track Rating: Good 4 , Weather: Fine, Rail Position: +4m Entire



Section	Overall	1000m	800m	600m	400m	200m
Section Times	1:07.39 [2] (0:09.33)	0:58.06 [11] (0:11.12)	0:46.94 [10] (0:11.62)	0:35.32 [9] (0:11.69)	0:23.63 [7] (0:12.04)	0:11.59 [6] (0:11.59)
Average Speed [km/h]	38.5	65.0	62.1	61.5	59.7	62.3
Top Speed [km/h]	63.0	66.2	63.7	63.1	61.1	63.0
Avg. Dist. to Rail [m]	4.0	1.0	0.5	0.7	1.1	5.2
Avg. Stride Freq. [Hz]	2.3	2.5	2.4	2.3	2.3	2.4
Avg. Stride Length [m]	4.7	7.4	7.3	7.3	7.3	7.3



- [] Ranking at each section and finish
- .-.- No data available at this section
- NA No data available



Horse/Jockey Name	Templemore
Final Rank	3
Fastest Section Time (Section)	0:08.64 (Overall)
Top Speed [km/h] (Section)	66.0 (1000m)
Race State	Finished



Toowoomba QLD Professional

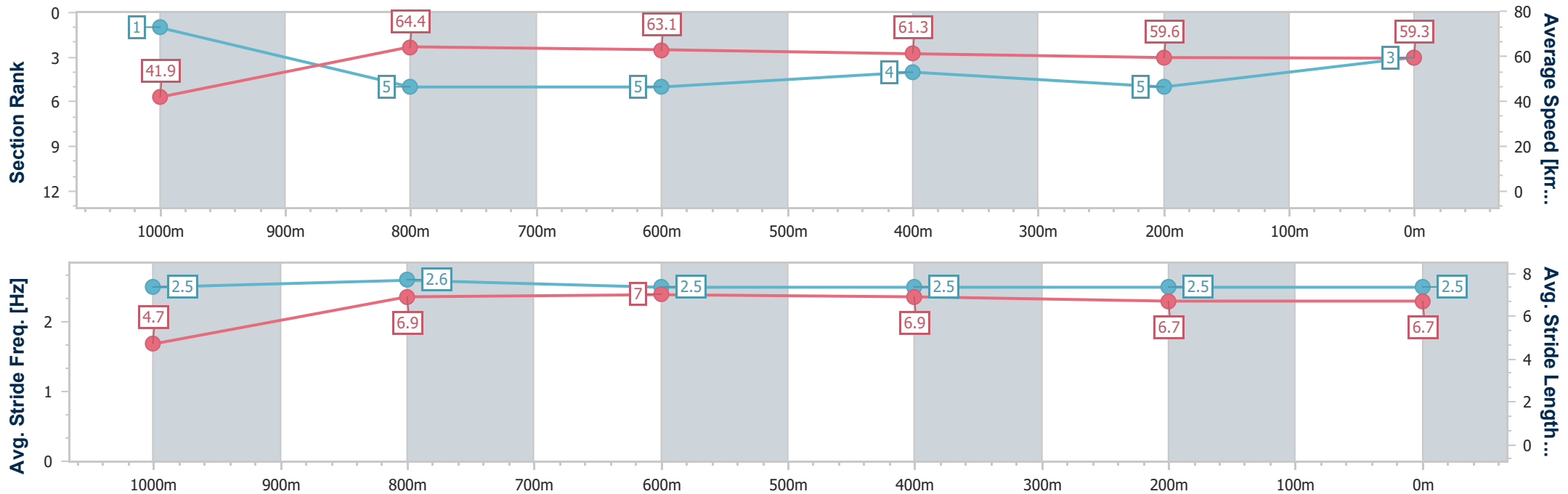
Race 3: LASER CLINICS AUSTRALIA Class 2 Handicap - 1100m

22 June 2024 - 18:05

Track Rating: Good 4 , Weather: Fine, Rail Position: +4m Entire



Section	Overall	1000m	800m	600m	400m	200m
Section Times	1:07.77 [3] (0:08.64)	0:59.13 [1] (0:11.42)	0:47.71 [5] (0:11.60)	0:36.11 [5] (0:11.89)	0:24.22 [4] (0:12.12)	0:12.10 [5]
Average Speed [km/h]	41.9	64.4	63.1	61.3	59.6	59.3
Top Speed [km/h]	63.7	66.0	64.3	64.0	60.5	59.6
Avg. Dist. to Rail [m]	9.4	6.5	4.9	2.2	1.8	2.5
Avg. Stride Freq. [Hz]	2.5	2.6	2.5	2.5	2.5	2.5
Avg. Stride Length [m]	4.7	6.9	7.0	6.9	6.7	6.7



- [] Ranking at each section and finish
- .-.- No data available at this section
- NA No data available



Horse/Jockey Name	Sneaky Shark
Final Rank	4
Fastest Section Time (Section)	0:09.15 (Overall)
Top Speed [km/h] (Section)	66.2 (1000m)
Race State	Finished



Toowoomba QLD Professional

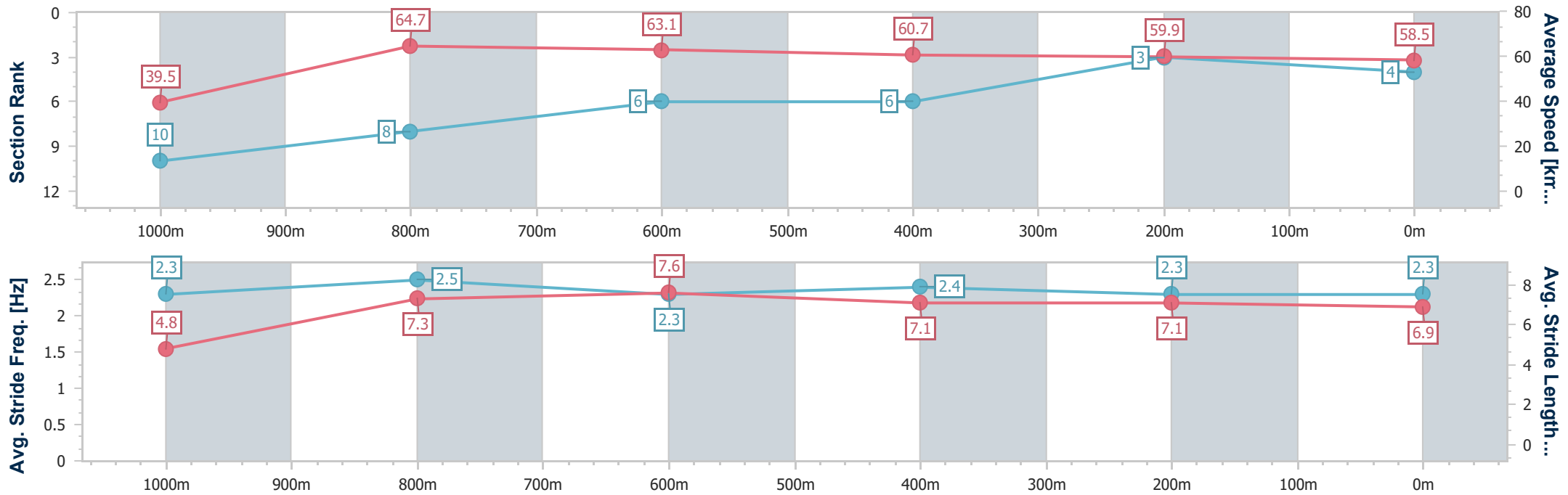
Race 3: LASER CLINICS AUSTRALIA Class 2 Handicap - 1100m

22 June 2024 - 18:05



Track Rating: Good 4 , Weather: Fine, Rail Position: +4m Entire

Section	Overall	1000m	800m	600m	400m	200m
Section Times	1:07.92 [4] (0:09.15)	0:58.77 [10] (0:11.18)	0:47.59 [8] (0:11.49)	0:36.10 [6] (0:11.80)	0:24.30 [6] (0:11.99)	0:12.31 [3] (0:12.31)
Average Speed [km/h]	39.5	64.7	63.1	60.7	59.9	58.5
Top Speed [km/h]	62.0	66.2	64.4	64.4	60.5	59.1
Avg. Dist. to Rail [m]	5.0	1.8	0.8	0.6	0.9	0.9
Avg. Stride Freq. [Hz]	2.3	2.5	2.3	2.4	2.3	2.3
Avg. Stride Length [m]	4.8	7.3	7.6	7.1	7.1	6.9



- [] Ranking at each section and finish
- .-.- No data available at this section
- NA No data available



Horse/Jockey Name	Drang A Tang
Final Rank	5
Fastest Section Time (Section)	0:08.90 (Overall)
Top Speed [km/h] (Section)	66.9 (1000m)
Race State	Finished



Toowoomba QLD Professional

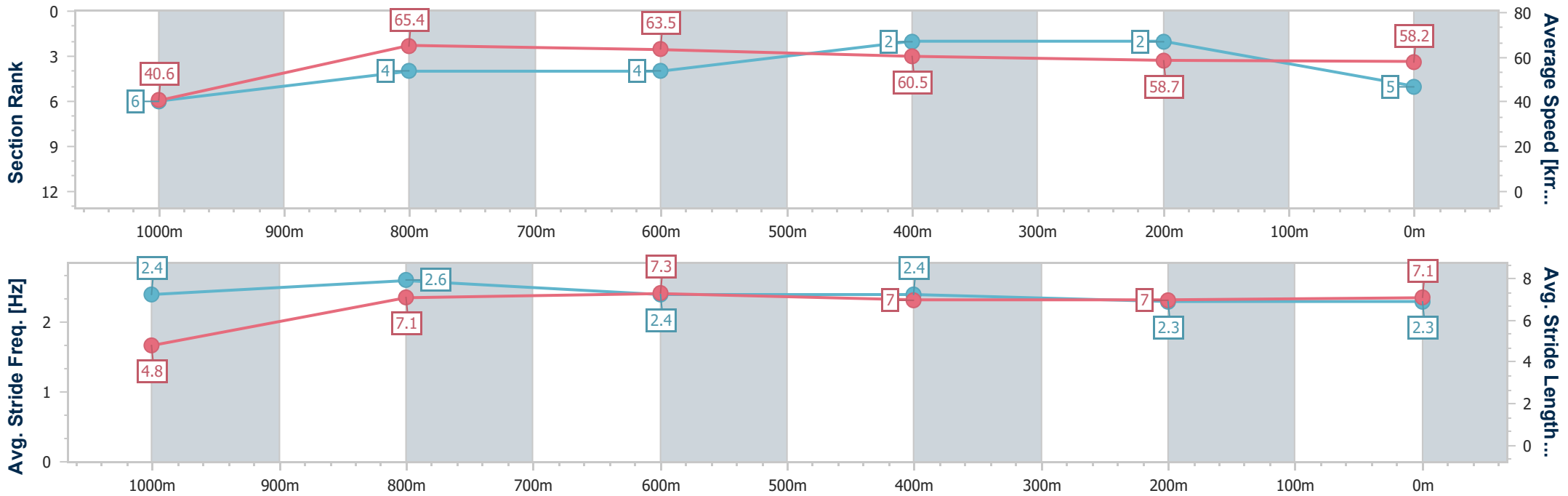
Race 3: LASER CLINICS AUSTRALIA Class 2 Handicap - 1100m

22 June 2024 - 18:05

Track Rating: Good 4 , Weather: Fine, Rail Position: +4m Entire



Section	Overall	1000m	800m	600m	400m	200m
Section Times	1:07.92 [5] (0:08.90)	0:59.02 [6] (0:11.07)	0:47.95 [4] (0:11.37)	0:36.58 [4] (0:11.92)	0:24.66 [2] (0:12.26)	0:12.40 [2] (0:12.40)
Average Speed [km/h]	40.6	65.4	63.5	60.5	58.7	58.2
Top Speed [km/h]	63.7	66.9	65.2	62.2	60.1	59.0
Avg. Dist. to Rail [m]	5.6	1.9	1.7	0.5	0.3	1.8
Avg. Stride Freq. [Hz]	2.4	2.6	2.4	2.4	2.3	2.3
Avg. Stride Length [m]	4.8	7.1	7.3	7.0	7.0	7.1



- [] Ranking at each section and finish
- .-.- No data available at this section
- NA No data available



Horse/Jockey Name	Pheeble's Spirit
Final Rank	6
Fastest Section Time (Section)	0:08.99 (Overall)
Top Speed [km/h] (Section)	64.2 (1000m)
Race State	Finished



Toowoomba QLD Professional

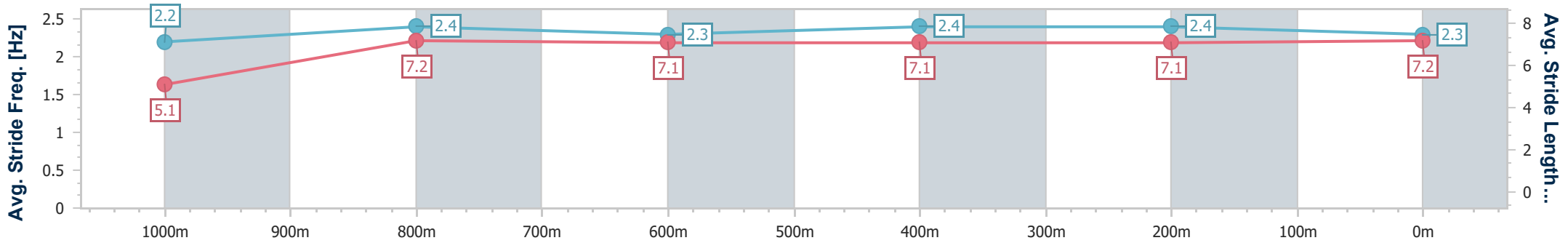
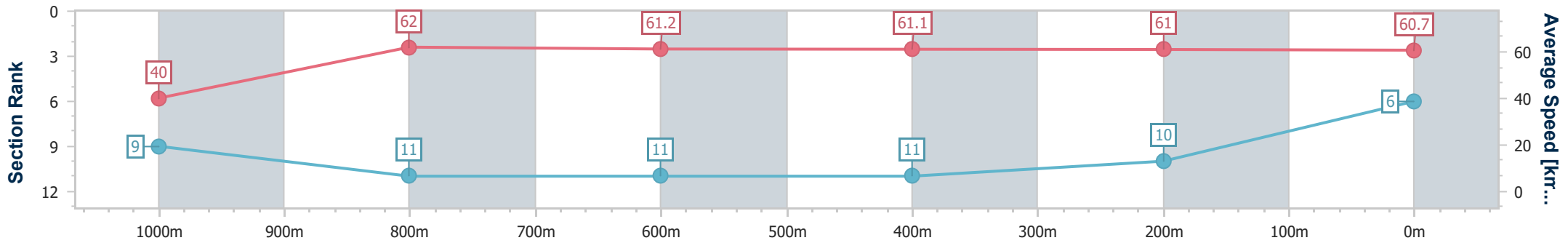
Race 3: LASER CLINICS AUSTRALIA Class 2 Handicap - 1100m

22 June 2024 - 18:05



Track Rating: Good 4 , Weather: Fine, Rail Position: +4m Entire

Section	Overall	1000m	800m	600m	400m	200m
Section Times	1:08.02 [6] (0:08.99)	0:59.03 [9] (0:11.72)	0:47.31 [11] (0:11.86)	0:35.45 [11] (0:11.82)	0:23.63 [11] (0:11.80)	0:11.83 [10] (0:11.83)
Average Speed [km/h]	40.0	62.0	61.2	61.1	61.0	60.7
Top Speed [km/h]	60.7	64.2	62.5	63.6	62.4	61.7
Avg. Dist. to Rail [m]	7.4	2.7	1.9	0.5	0.1	1.4
Avg. Stride Freq. [Hz]	2.2	2.4	2.3	2.4	2.4	2.3
Avg. Stride Length [m]	5.1	7.2	7.1	7.1	7.1	7.2



- [] Ranking at each section and finish
- .-.- No data available at this section
- NA No data available



Horse/Jockey Name	Shamalie
Final Rank	7
Fastest Section Time (Section)	0:08.90 (Overall)
Top Speed [km/h] (Section)	65.1 (800m)
Race State	Finished



Toowoomba QLD Professional

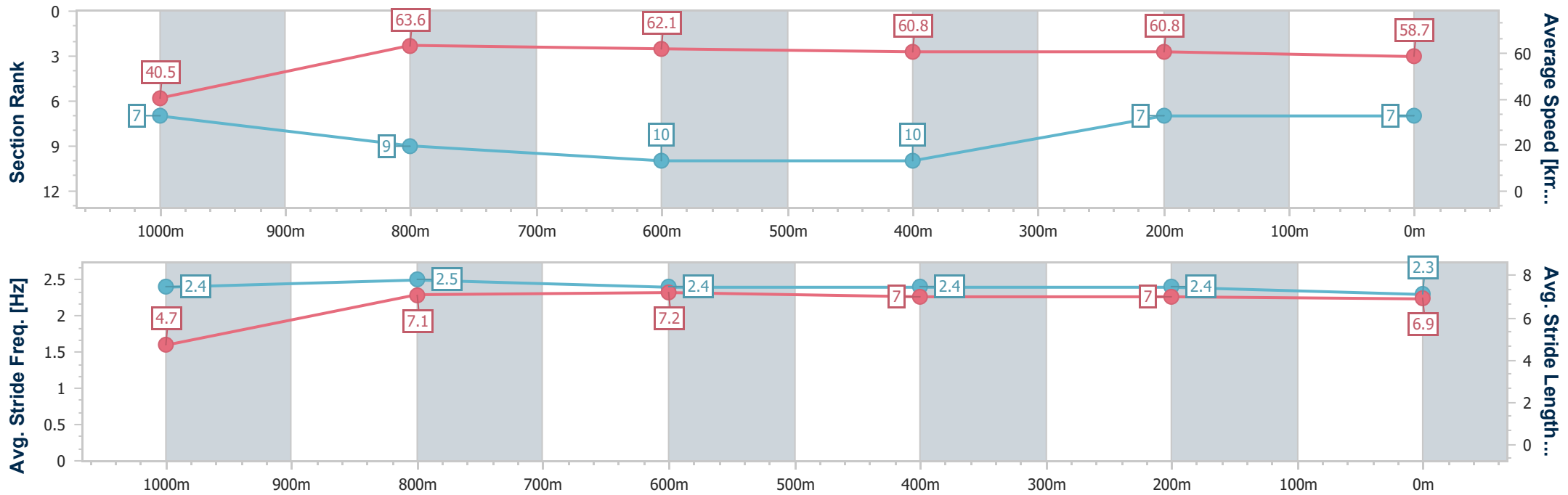
Race 3: LASER CLINICS AUSTRALIA Class 2 Handicap - 1100m

22 June 2024 - 18:05

Track Rating: Good 4 , Weather: Fine, Rail Position: +4m Entire



Section	Overall	1000m	800m	600m	400m	200m
Section Times	1:08.15 [7] (0:08.90)	0:59.25 [7] (0:11.52)	0:47.73 [9] (0:11.69)	0:36.04 [10] (0:11.94)	0:24.10 [10] (0:11.83)	0:12.27 [7] (0:12.27)
Average Speed [km/h]	40.5	63.6	62.1	60.8	60.8	58.7
Top Speed [km/h]	63.5	65.1	65.1	62.0	61.7	60.7
Avg. Dist. to Rail [m]	9.1	5.5	2.6	1.1	0.6	0.2
Avg. Stride Freq. [Hz]	2.4	2.5	2.4	2.4	2.4	2.3
Avg. Stride Length [m]	4.7	7.1	7.2	7.0	7.0	6.9



- [] Ranking at each section and finish
- .-.- No data available at this section
- NA No data available



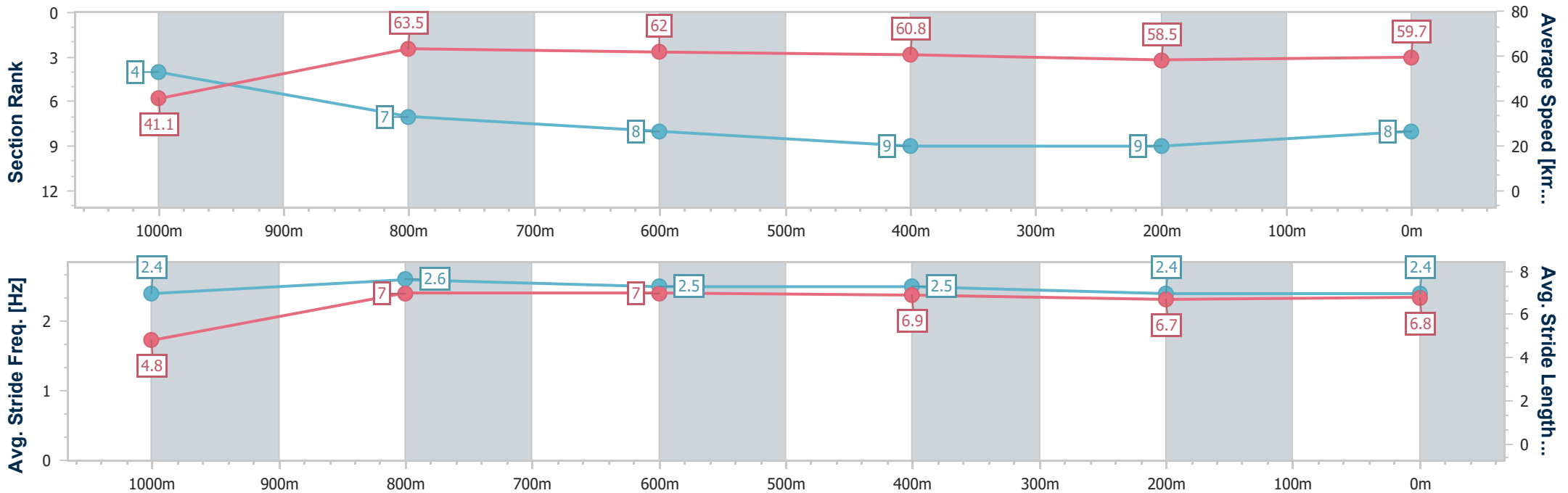
Horse/Jockey Name	Kitri
Final Rank	8
Fastest Section Time (Section)	0:08.79 (Overall)
Top Speed [km/h] (Section)	66.3 (1000m)
Race State	Finished



Toowoomba QLD Professional
 Race 3: LASER CLINICS AUSTRALIA Class 2 Handicap - 1100m
 22 June 2024 - 18:05
 Track Rating: Good 4 , Weather: Fine, Rail Position: +4m Entire



Section	Overall	1000m	800m	600m	400m	200m
Section Times	1:08.26 [8] (0:08.79)	0:59.47 [4] (0:11.52)	0:47.95 [7] (0:11.65)	0:36.30 [8] (0:11.90)	0:24.40 [9] (0:12.33)	0:12.07 [9]
Average Speed [km/h]	41.1	63.5	62.0	60.8	58.5	59.7
Top Speed [km/h]	63.6	66.3	63.0	61.8	60.4	60.1
Avg. Dist. to Rail [m]	6.9	4.4	1.5	0.7	1.1	3.3
Avg. Stride Freq. [Hz]	2.4	2.6	2.5	2.5	2.4	2.4
Avg. Stride Length [m]	4.8	7.0	7.0	6.9	6.7	6.8



- [] Ranking at each section and finish
- .-.- No data available at this section
- NA No data available



Horse/Jockey Name	Money Bear
Final Rank	9
Fastest Section Time (Section)	0:08.85 (Overall)
Top Speed [km/h] (Section)	66.6 (1000m)
Race State	Finished



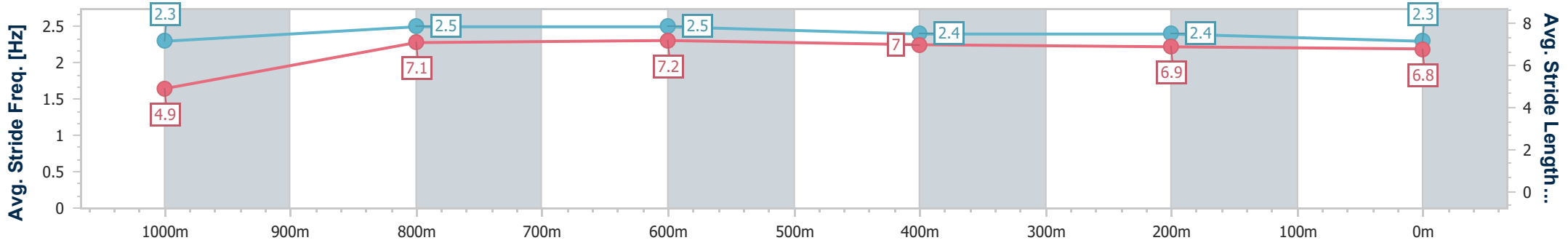
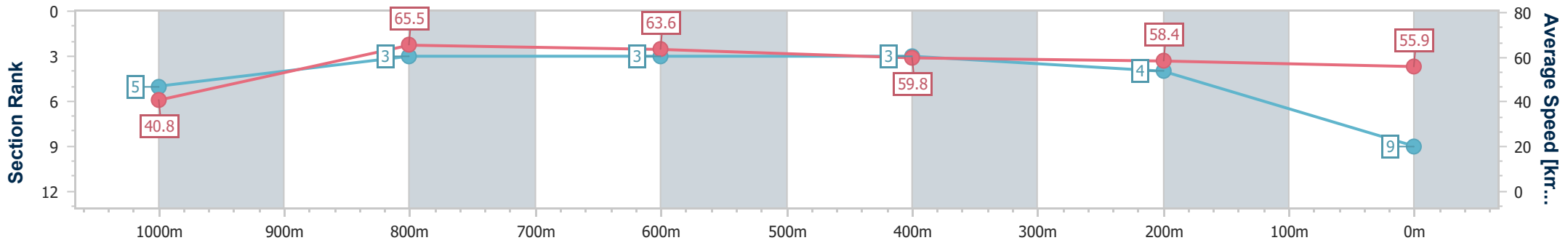
Toowoomba QLD Professional
Race 3: LASER CLINICS AUSTRALIA Class 2 Handicap - 1100m



22 June 2024 - 18:05

Track Rating: Good 4 , Weather: Fine, Rail Position: +4m Entire

Section	Overall	1000m	800m	600m	400m	200m
Section Times	1:08.51 [9] (0:08.85)	0:59.66 [5] (0:11.09)	0:48.57 [3] (0:11.35)	0:37.22 [3] (0:12.04)	0:25.18 [3] (0:12.30)	0:12.88 [4] (0:12.88)
Average Speed [km/h]	40.8	65.5	63.6	59.8	58.4	55.9
Top Speed [km/h]	63.2	66.6	65.2	62.6	59.9	57.0
Avg. Dist. to Rail [m]	4.5	2.4	0.7	0.6	0.3	1.7
Avg. Stride Freq. [Hz]	2.3	2.5	2.5	2.4	2.4	2.3
Avg. Stride Length [m]	4.9	7.1	7.2	7.0	6.9	6.8



- [] Ranking at each section and finish
- .-.- No data available at this section
- NA No data available



Horse/Jockey Name	Pocket Sage
Final Rank	10
Fastest Section Time (Section)	0:08.77 (Overall)
Top Speed [km/h] (Section)	66.7 (1000m)
Race State	Finished



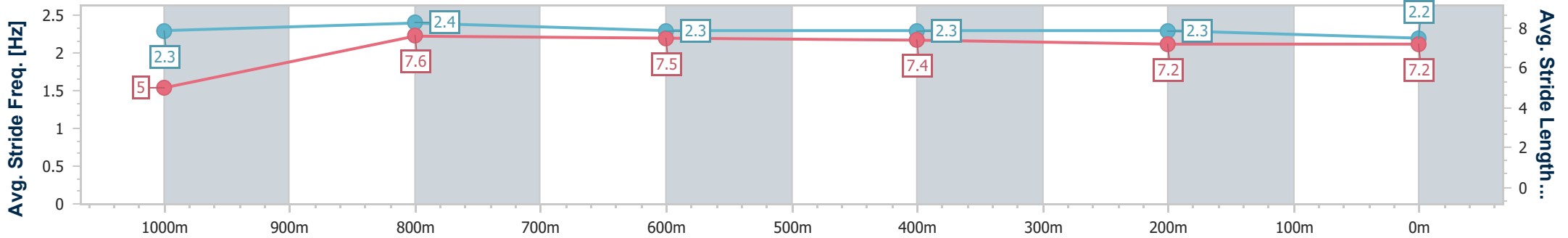
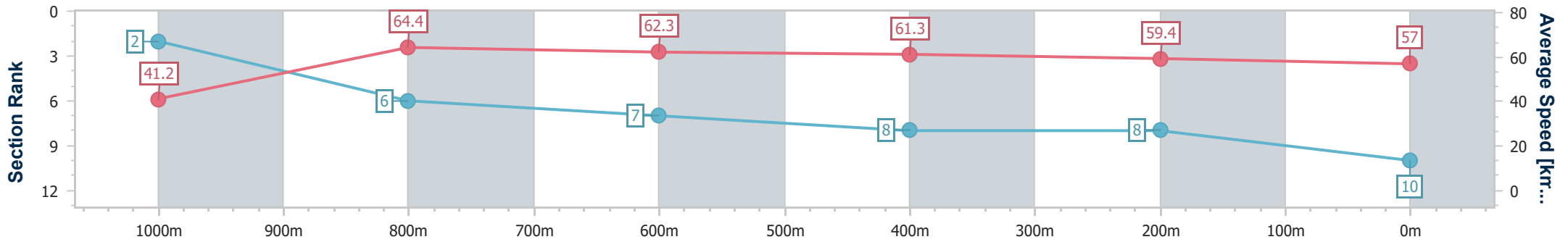
Toowoomba QLD Professional
Race 3: LASER CLINICS AUSTRALIA Class 2 Handicap - 1100m



22 June 2024 - 18:05

Track Rating: Good 4 , Weather: Fine, Rail Position: +4m Entire

Section	Overall	1000m	800m	600m	400m	200m
Section Times	1:08.70 [10] (0:08.77)	0:59.93 [2] (0:11.36)	0:48.57 [6] (0:11.74)	0:36.83 [7] (0:11.94)	0:24.89 [8] (0:12.29)	0:12.60 [8] (0:12.60)
Average Speed [km/h]	41.2	64.4	62.3	61.3	59.4	57.0
Top Speed [km/h]	63.1	66.7	63.6	63.0	60.3	59.2
Avg. Dist. to Rail [m]	9.3	4.9	4.3	3.1	4.3	4.7
Avg. Stride Freq. [Hz]	2.3	2.4	2.3	2.3	2.3	2.2
Avg. Stride Length [m]	5.0	7.6	7.5	7.4	7.2	7.2



- [] Ranking at each section and finish
- .-.- No data available at this section
- NA No data available



Horse/Jockey Name	I Am Mason
Final Rank	11
Fastest Section Time (Section)	0:08.77 (Overall)
Top Speed [km/h] (Section)	68.4 (1000m)
Race State	Finished



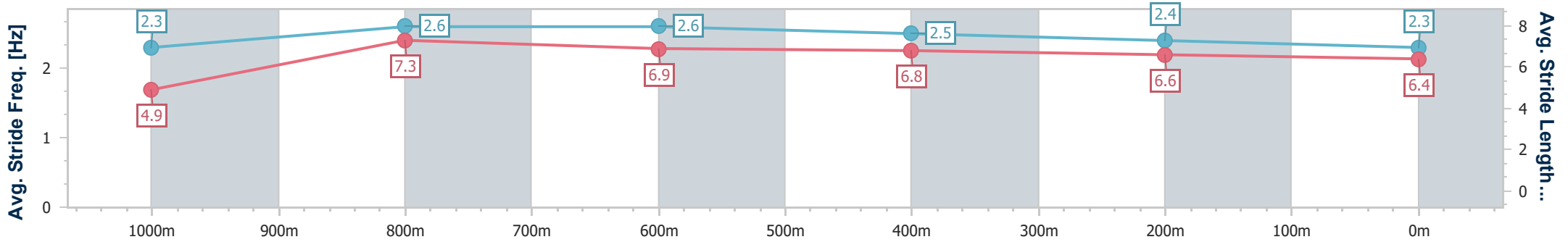
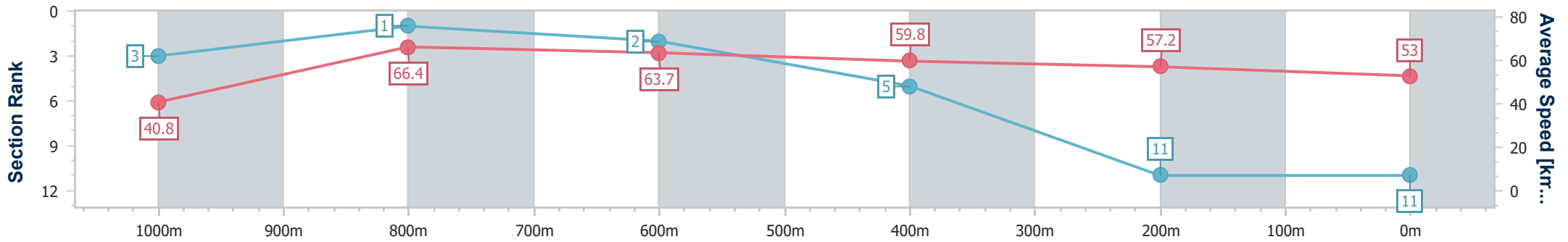
Toowoomba QLD Professional
Race 3: LASER CLINICS AUSTRALIA Class 2 Handicap - 1100m



22 June 2024 - 18:05

Track Rating: Good 4 , Weather: Fine, Rail Position: +4m Entire

Section	Overall	1000m	800m	600m	400m	200m
Section Times	1:09.87 [11] (0:08.77)	1:01.10 [3] (0:11.04)	0:50.06 [1] (0:11.48)	0:38.58 [2] (0:12.31)	0:26.27 [5] (0:12.70)	0:13.57 [11] (0:13.57)
Average Speed [km/h]	40.8	66.4	63.7	59.8	57.2	53.0
Top Speed [km/h]	64.7	68.4	65.2	63.5	58.7	54.4
Avg. Dist. to Rail [m]	9.7	5.4	4.6	4.4	2.8	3.3
Avg. Stride Freq. [Hz]	2.3	2.6	2.6	2.5	2.4	2.3
Avg. Stride Length [m]	4.9	7.3	6.9	6.8	6.6	6.4



- [] Ranking at each section and finish
- .-.- No data available at this section
- NA No data available



Toowoomba QLD Professional

Race 4: LAWRENCE & HANSON BENCHMARK 60 Handicap - 1625m

22 June 2024 - 18:42



Track Rating: Good 4 , Weather: Fine, Rail Position: +4m Entire

Section													Overall	1400m	1200m	1000m	800m	600m	400m	Last 600m
Field Times													1:39.49 (0:15.36)	1:24.13 (0:10.94)	1:13.19 (0:11.70)	1:01.49 (0:12.29)	0:49.20 (0:12.21)	0:36.99 (0:12.11)	0:24.88 (0:12.45)	0:36.99
Rank	TAB	Horse/Jockey	Barrier	Top Speed [km/h]	Fastest Section								Distance Travelled [m]							
1	6	CAPE CRUSADER Nozi Tomizawa	3	67.7 Overall	0:11.24 1400m	1:39.49 [1] (0:15.57)	1:23.92 [4] (0:11.24)	1:12.68 [5] (0:11.59)	1:01.09 [5] (0:12.38)	0:48.71 [6] (0:12.17)	0:36.54 [6] (0:12.12)	0:24.42 [4] (0:12.22)	0:36.54							
2	11	ANYWAY YOU WANT IT Dan McGillivray	8	69.0 1400m	0:10.94 1400m	1:39.51 [2] (0:15.36)	1:24.15 [1] (0:10.94)	1:13.21 [1] (0:11.70)	1:01.51 [1] (0:12.29)	0:49.22 [1] (0:12.21)	0:37.01 [1] (0:12.11)	0:24.90 [1] (0:12.45)	0:37.01 -5							
3	1	TOP BOY Dylan Bennett	5	70.2 Overall	0:11.03 1400m	1:39.59 [3] (0:15.66)	1:23.93 [5] (0:11.03)	1:12.90 [4] (0:11.56)	1:01.34 [3] (0:12.36)	0:48.98 [3] (0:12.19)	0:36.79 [4] (0:12.27)	0:24.52 [5] (0:12.22)	0:36.79 -1							
4	8	SHEPPEY Montanna Savva	6	68.9 Overall	0:11.16 1400m	1:40.71 [4] (0:15.75)	1:24.96 [6] (0:11.16)	1:13.80 [6] (0:11.55)	1:02.25 [6] (0:12.40)	0:49.85 [7] (0:12.23)	0:37.62 [7] (0:12.43)	0:25.19 [8] (0:12.34)	0:37.62 +3							
5	3	POWER PACK Stacey Callow	9	68.3 Overall	0:11.11 1400m	1:40.76 [5] (0:16.05)	1:24.71 [9] (0:11.11)	1:13.60 [8] (0:11.37)	1:02.23 [7] (0:12.25)	0:49.98 [5] (0:11.97)	0:38.01 [3] (0:12.11)	0:25.90 [2] (0:12.78)	0:38.01 -1							
6	4	TOKYO BANDIT Les Tilley	12	71.2 Overall	0:10.99 1400m	1:40.93 [6] (0:15.40)	1:25.53 [2] (0:10.99)	1:14.54 [2] (0:11.69)	1:02.85 [2] (0:12.32)	0:50.53 [2] (0:12.21)	0:38.32 [2] (0:12.31)	0:26.01 [3] (0:12.66)	0:38.32 +3							
7	10	FLYING ROTHE Luke Tarrant	7	67.8 Overall	0:11.26 1400m	1:41.09 [7] (0:15.88)	1:25.21 [7] (0:11.26)	1:13.95 [7] (0:11.64)	1:02.31 [9] (0:12.40)	0:49.91 [9] (0:12.10)	0:37.81 [8] (0:12.19)	0:25.62 [7] (0:12.66)	0:37.81 -5							
8	9	LEERY Karl Zechner	11	70.3 Overall	0:11.30 1400m	1:41.58 [8] (0:15.97)	1:25.61 [8] (0:11.30)	1:14.31 [9] (0:11.46)	1:02.85 [8] (0:12.42)	0:50.43 [8] (0:12.17)	0:38.26 [9] (0:12.48)	0:25.78 [9] (0:12.62)	0:38.26 +4							
9	7	MARTINI DANCER Kenji Yoshida	4	68.6 1400m	0:11.16 1400m	1:41.98 [9] (0:15.45)	1:26.53 [3] (0:11.16)	1:15.37 [3] (0:11.68)	1:03.69 [4] (0:12.33)	0:51.36 [4] (0:12.28)	0:39.08 [5] (0:12.49)	0:26.59 [6] (0:12.91)	0:39.08 -5							

Scratched: Del Campo (#5), Persian Front (#12), Kneze (#2)

[] Ranking at each section and finish
 -:-:- No data available at this section
 NA No data available

SCN Saddle cloth number
 DNF Did not finish
 DNT Did not track



Toowoomba QLD Professional

Race 4: LAWRENCE & HANSON BENCHMARK 60 Handicap - 1625m

22 June 2024 - 18:42



Track Rating: Good 4 , Weather: Fine, Rail Position: +4m Entire

Section				200m				Last 600m	
Field Times				0:12.43 (0:12.43)				0:36.99	
Rank	TAB	Horse/Jockey	Barrier	Top Speed [km/h]	Fastest Section	Margin			Distance Travelled [m]
1	6	CAPE CRUSADER Nozi Tomizawa	3	67.7 Overall	0:11.24 1400m	0:12.20 [3] (0:12.20)	1:39.49		0:36.54
2	11	ANYWAY YOU WANT IT Dan McGillivray	8	69.0 1400m	0:10.94 1400m	0:12.45 [1] (0:12.45)	0.1L		0:37.01 -5
3	1	TOP BOY Dylan Bennett	5	70.2 Overall	0:11.03 1400m	0:12.30 [2] (0:12.30)	0.5L		0:36.79 -1
4	8	SHEPPEY Montanna Savva	6	68.9 Overall	0:11.16 1400m	0:12.85 [6] (0:12.85)	7L		0:37.62 +3
5	3	POWER PACK Stacey Callow	9	68.3 Overall	0:11.11 1400m	0:13.12 [5] (0:13.12)	7.2L		0:38.01 -1
6	4	TOKYO BANDIT Les Tilley	12	71.2 Overall	0:10.99 1400m	0:13.35 [4] (0:13.35)	8.2L		0:38.32 +3
7	10	FLYING ROTHE Luke Tarrant	7	67.8 Overall	0:11.26 1400m	0:12.96 [7] (0:12.96)	9L		0:37.81 -5
8	9	LEERY Karl Zechner	11	70.3 Overall	0:11.30 1400m	0:13.16 [9] (0:13.16)	11.8L		0:38.26 +4
9	7	MARTINI DANCER Kenji Yoshida	4	68.6 1400m	0:11.16 1400m	0:13.68 [8] (0:13.68)	14.1L		0:39.08 -5

Scratched: Del Campo (#5), Persian Front (#12), Kneze (#2)

[] Ranking at each section and finish
 -:-:- No data available at this section
 NA No data available

SCN Saddle cloth number
 DNF Did not finish
 DNT Did not track



Horse/Jockey Name	Cape Crusader
Final Rank	1
Fastest Section Time (Section)	0:11.24 (1400m)
Top Speed [km/h] (Section)	67.7 (Overall)
Race State	Finished



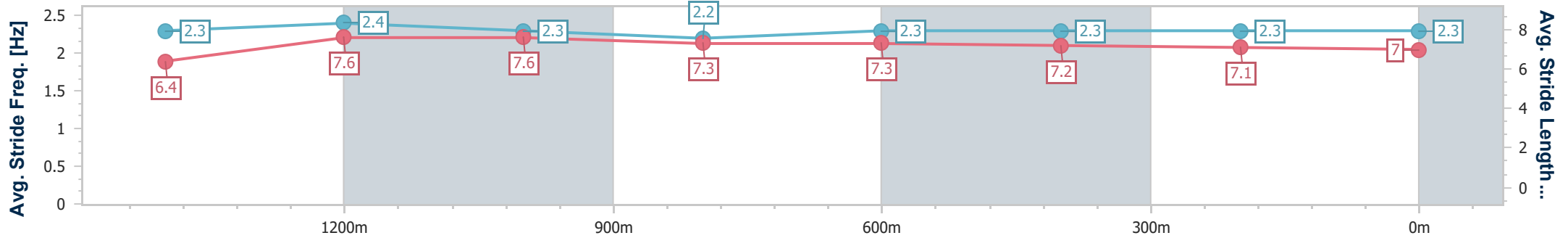
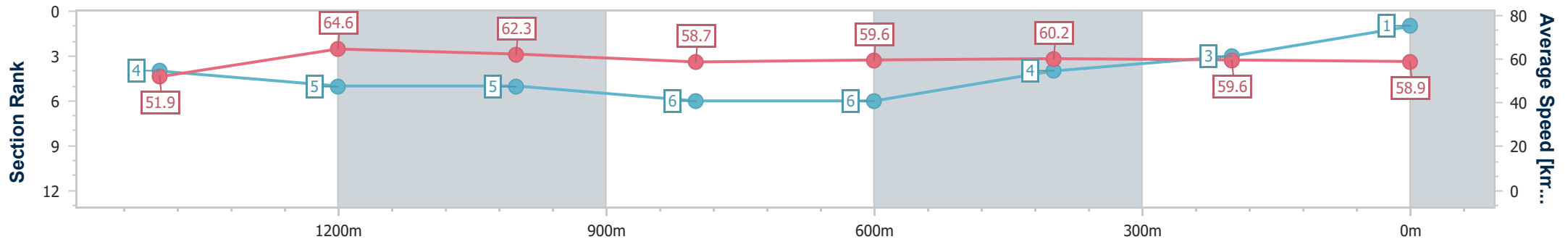
Toowoomba QLD Professional
Race 4: LAWRENCE & HANSON BENCHMARK 60 Handicap - 1625m



22 June 2024 - 18:42

Track Rating: Good 4 , Weather: Fine, Rail Position: +4m Entire

Section	Overall	1400m	1200m	1000m	800m	600m	400m	200m
Section Times	1:39.49 [1] (0:15.57)	1:23.92 [4] (0:11.24)	1:12.68 [5] (0:11.59)	1:01.09 [5] (0:12.38)	0:48.71 [6] (0:12.17)	0:36.54 [6] (0:12.12)	0:24.42 [4] (0:12.22)	0:12.20 [3] (0:12.20)
Average Speed [km/h]	51.9	64.6	62.3	58.7	59.6	60.2	59.6	58.9
Top Speed [km/h]	67.7	66.5	64.7	59.7	61.2	61.5	61.1	60.8
Avg. Dist. to Rail [m]	2.6	1.6	2.9	2.1	2.4	2.7	2.1	1.1
Avg. Stride Freq. [Hz]	2.3	2.4	2.3	2.2	2.3	2.3	2.3	2.3
Avg. Stride Length [m]	6.4	7.6	7.6	7.3	7.3	7.2	7.1	7.0



- [] Ranking at each section and finish
- .-.- No data available at this section
- NA No data available



Horse/Jockey Name	Anyway You Want It
Final Rank	2
Fastest Section Time (Section)	0:10.94 (1400m)
Top Speed [km/h] (Section)	69.0 (1400m)
Race State	Finished



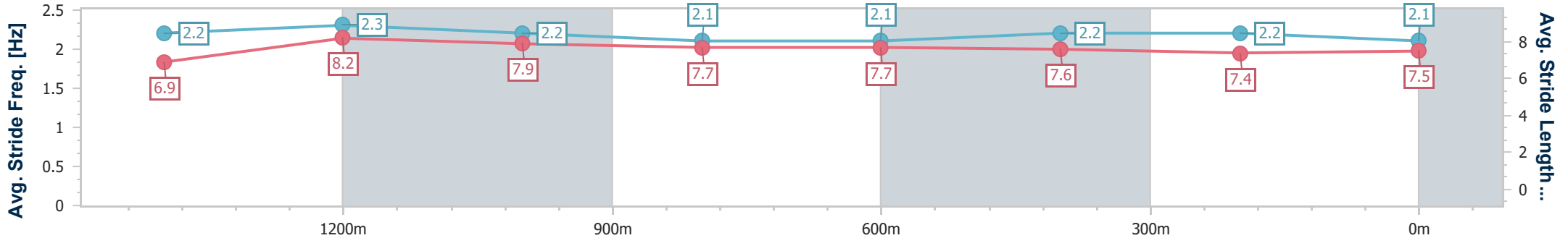
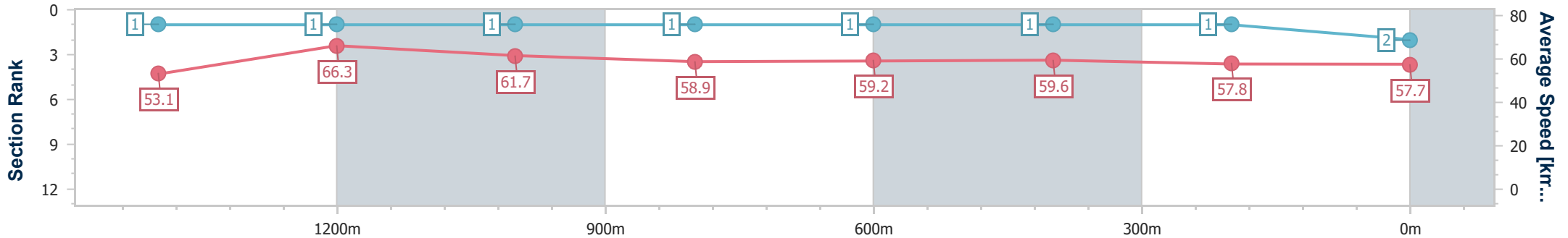
Toowoomba QLD Professional
 Race 4: LAWRENCE & HANSON BENCHMARK 60 Handicap - 1625m



22 June 2024 - 18:42

Track Rating: Good 4 , Weather: Fine, Rail Position: +4m Entire

Section	Overall	1400m	1200m	1000m	800m	600m	400m	200m					
Section Times	1:39.51 [2] (0:15.36)	1:24.15 [1] (0:10.94)	1:13.21 [1] (0:11.70)	1:01.51 [1] (0:12.29)	0:49.22 [1] (0:12.21)	0:37.01 [1] (0:12.11)	0:24.90 [1] (0:12.45)	0:12.45 [1] (0:12.45)					
Average Speed [km/h]	53.1	66.3	61.7	58.9	59.2	59.6	57.8	57.7					
Top Speed [km/h]	67.9	69.0	63.6	59.7	59.9	60.6	58.6	58.0					
Avg. Dist. to Rail [m]	5.8	1.8	1.4	1.0	1.3	0.4	0.3	0.2					
Avg. Stride Freq. [Hz]	2.2	2.3	2.2	2.1	2.1	2.2	2.2	2.1					
Avg. Stride Length [m]	6.9	8.2	7.9	7.7	7.7	7.6	7.4	7.5					



- [] Ranking at each section and finish
- .-.- No data available at this section
- NA No data available



Horse/Jockey Name	Top Boy
Final Rank	3
Fastest Section Time (Section)	0:11.03 (1400m)
Top Speed [km/h] (Section)	70.2 (Overall)
Race State	Finished



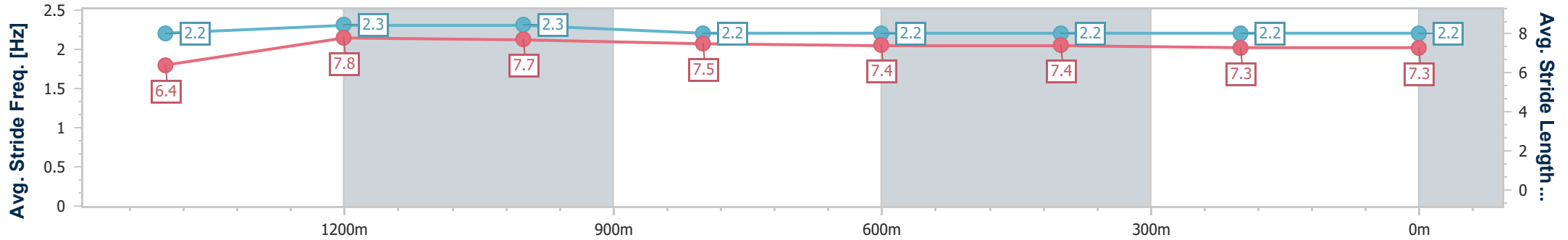
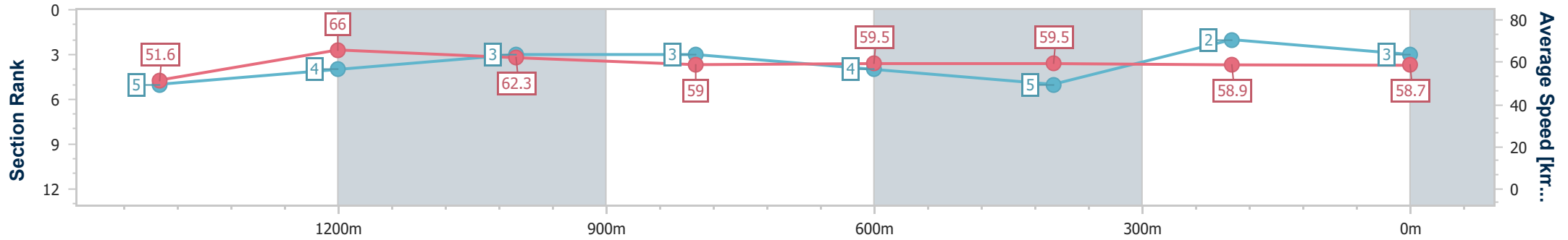
Toowoomba QLD Professional
Race 4: LAWRENCE & HANSON BENCHMARK 60 Handicap - 1625m



22 June 2024 - 18:42

Track Rating: Good 4 , Weather: Fine, Rail Position: +4m Entire

Section	Overall	1400m	1200m	1000m	800m	600m	400m	200m					
Section Times	1:39.59 [3] (0:15.66)	1:23.93 [5] (0:11.03)	1:12.90 [4] (0:11.56)	1:01.34 [3] (0:12.36)	0:48.98 [3] (0:12.19)	0:36.79 [4] (0:12.27)	0:24.52 [5] (0:12.22)	0:12.30 [2] (0:12.30)					
Average Speed [km/h]	51.6	66.0	62.3	59.0	59.5	59.5	58.9	58.7					
Top Speed [km/h]	70.2	67.5	66.4	59.9	61.1	61.1	60.1	59.1					
Avg. Dist. to Rail [m]	2.8	1.7	3.6	3.4	3.1	2.1	0.8	1.1					
Avg. Stride Freq. [Hz]	2.2	2.3	2.3	2.2	2.2	2.2	2.2	2.2					
Avg. Stride Length [m]	6.4	7.8	7.7	7.5	7.4	7.4	7.3	7.3					



- [] Ranking at each section and finish
- .-.- No data available at this section
- NA No data available



Horse/Jockey Name	Sheppey
Final Rank	4
Fastest Section Time (Section)	0:11.16 (1400m)
Top Speed [km/h] (Section)	68.9 (Overall)
Race State	Finished



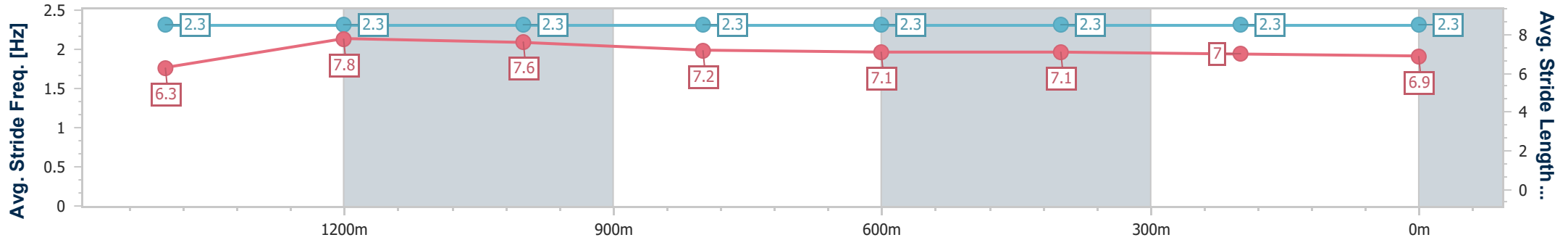
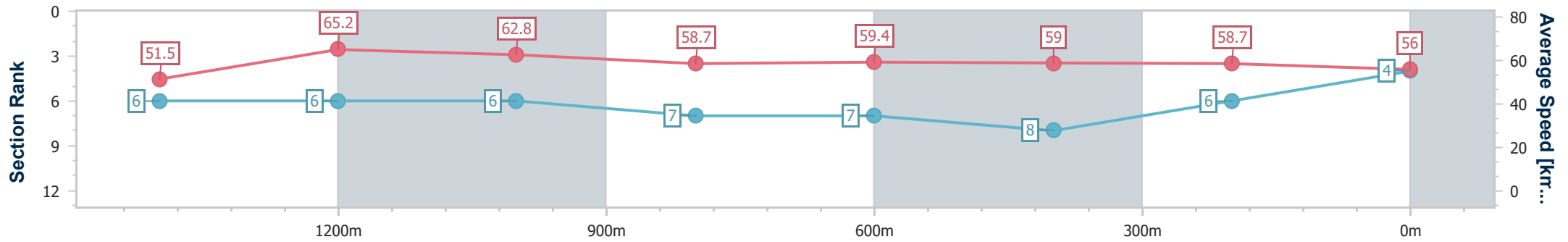
Toowoomba QLD Professional
 Race 4: LAWRENCE & HANSON BENCHMARK 60 Handicap - 1625m



22 June 2024 - 18:42

Track Rating: Good 4 , Weather: Fine, Rail Position: +4m Entire

Section	Overall	1400m	1200m	1000m	800m	600m	400m	200m					
Section Times	1:40.71 [4] (0:15.75)	1:24.96 [6] (0:11.16)	1:13.80 [6] (0:11.55)	1:02.25 [6] (0:12.40)	0:49.85 [7] (0:12.23)	0:37.62 [7] (0:12.43)	0:25.19 [8] (0:12.34)	0:12.85 [6] (0:12.85)					
Average Speed [km/h]	51.5	65.2	62.8	58.7	59.4	59.0	58.7	56.0					
Top Speed [km/h]	68.9	68.3	65.0	60.1	60.8	61.5	59.5	58.0					
Avg. Dist. to Rail [m]	4.0	2.4	3.6	3.2	3.5	3.5	1.7	2.9					
Avg. Stride Freq. [Hz]	2.3	2.3	2.3	2.3	2.3	2.3	2.3	2.3					
Avg. Stride Length [m]	6.3	7.8	7.6	7.2	7.1	7.1	7.0	6.9					



- [] Ranking at each section and finish
- .-.- No data available at this section
- NA No data available



Horse/Jockey Name	Power Pack
Final Rank	5
Fastest Section Time (Section)	0:11.11 (1400m)
Top Speed [km/h] (Section)	68.3 (Overall)
Race State	Finished



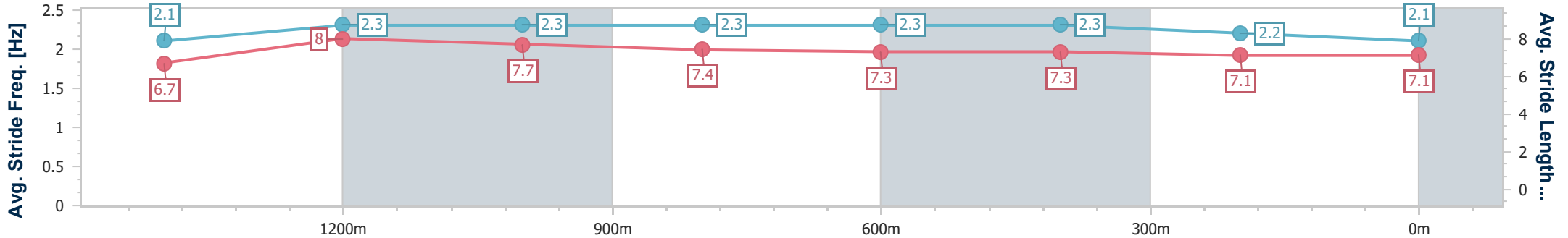
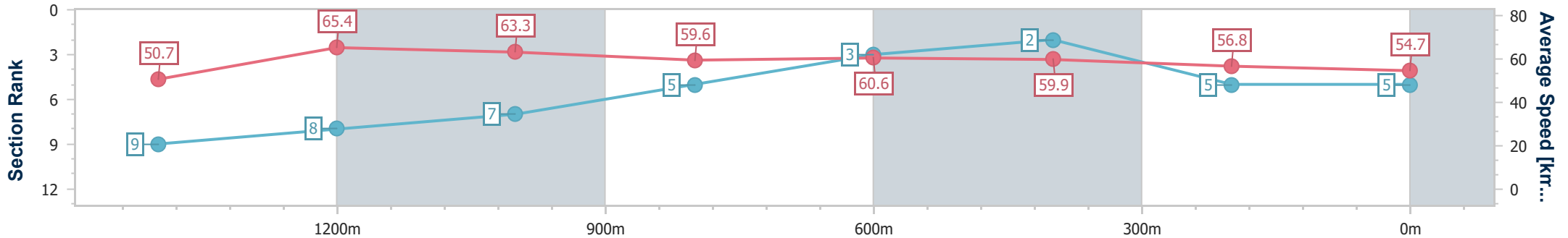
Toowoomba QLD Professional
Race 4: LAWRENCE & HANSON BENCHMARK 60 Handicap - 1625m



22 June 2024 - 18:42

Track Rating: Good 4 , Weather: Fine, Rail Position: +4m Entire

Section	Overall	1400m	1200m	1000m	800m	600m	400m	200m
Section Times	1:40.76 [5] (0:16.05)	1:24.71 [9] (0:11.11)	1:13.60 [8] (0:11.37)	1:02.23 [7] (0:12.25)	0:49.98 [5] (0:11.97)	0:38.01 [3] (0:12.11)	0:25.90 [2] (0:12.78)	0:13.12 [5] (0:13.12)
Average Speed [km/h]	50.7	65.4	63.3	59.6	60.6	59.9	56.8	54.7
Top Speed [km/h]	68.3	67.3	65.6	61.4	62.5	63.0	57.8	55.6
Avg. Dist. to Rail [m]	4.9	1.5	3.1	3.6	2.3	1.6	1.9	2.9
Avg. Stride Freq. [Hz]	2.1	2.3	2.3	2.3	2.3	2.3	2.2	2.1
Avg. Stride Length [m]	6.7	8.0	7.7	7.4	7.3	7.3	7.1	7.1



- [] Ranking at each section and finish
- .-.- No data available at this section
- NA No data available



Horse/Jockey Name	Tokyo Bandit
Final Rank	6
Fastest Section Time (Section)	0:10.99 (1400m)
Top Speed [km/h] (Section)	71.2 (Overall)
Race State	Finished



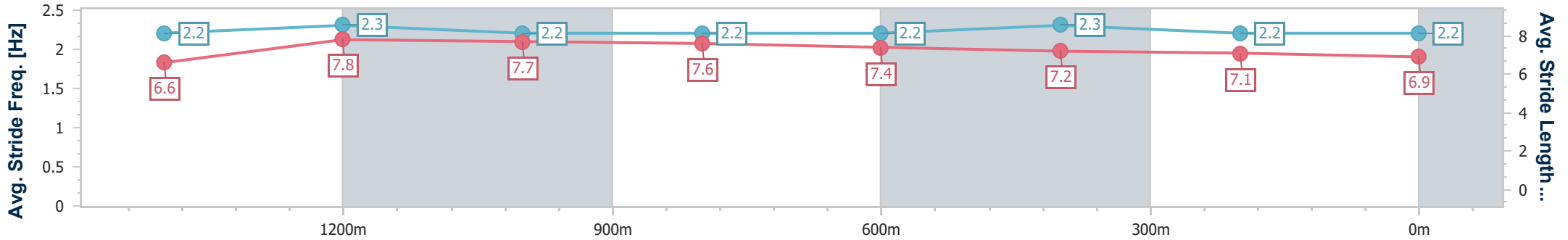
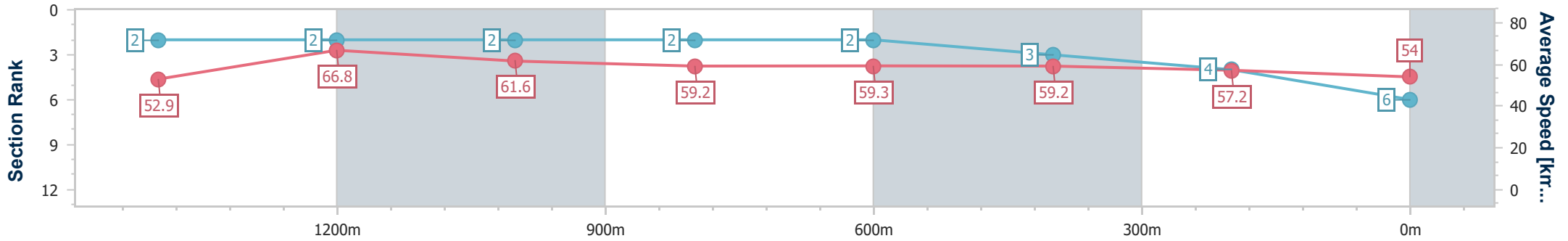
Toowoomba QLD Professional
 Race 4: LAWRENCE & HANSON BENCHMARK 60 Handicap - 1625m



22 June 2024 - 18:42

Track Rating: Good 4 , Weather: Fine, Rail Position: +4m Entire

Section	Overall	1400m	1200m	1000m	800m	600m	400m	200m				
Section Times	1:40.93 [6] (0:15.40)	1:25.53 [2] (0:10.99)	1:14.54 [2] (0:11.69)	1:02.85 [2] (0:12.32)	0:50.53 [2] (0:12.21)	0:38.32 [2] (0:12.31)	0:26.01 [3] (0:12.66)	0:13.35 [4] (0:13.35)				
Average Speed [km/h]	52.9	66.8	61.6	59.2	59.3	59.2	57.2	54.0				
Top Speed [km/h]	71.2	70.6	64.3	60.1	61.2	61.4	58.3	56.2				
Avg. Dist. to Rail [m]	6.8	3.1	3.1	2.3	2.6	2.1	1.0	1.8				
Avg. Stride Freq. [Hz]	2.2	2.3	2.2	2.2	2.2	2.3	2.2	2.2				
Avg. Stride Length [m]	6.6	7.8	7.7	7.6	7.4	7.2	7.1	6.9				



- [] Ranking at each section and finish
- .-.- No data available at this section
- NA No data available



Horse/Jockey Name	Flying Rothe
Final Rank	7
Fastest Section Time (Section)	0:11.26 (1400m)
Top Speed [km/h] (Section)	67.8 (Overall)
Race State	Finished



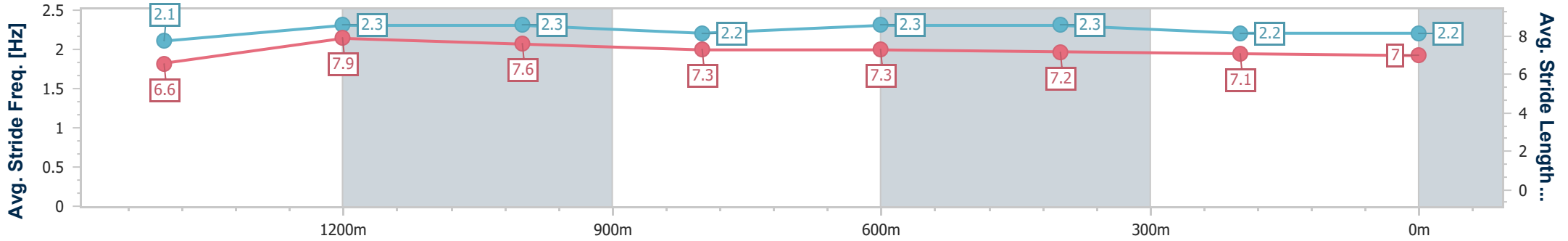
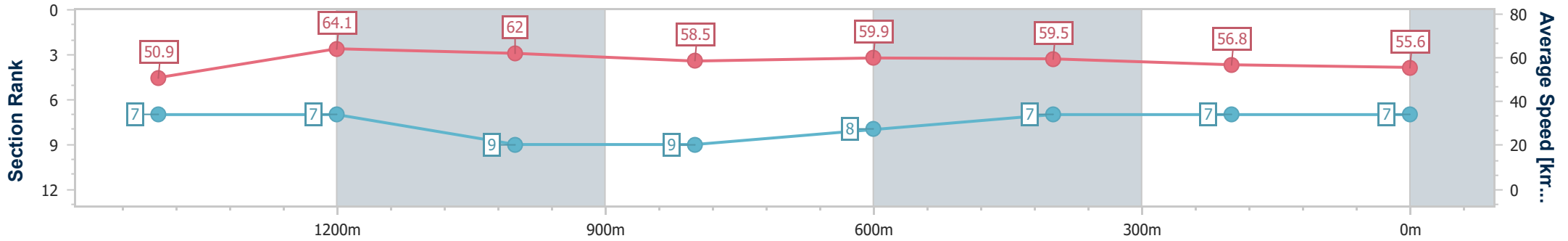
Toowoomba QLD Professional
Race 4: LAWRENCE & HANSON BENCHMARK 60 Handicap - 1625m



22 June 2024 - 18:42

Track Rating: Good 4 , Weather: Fine, Rail Position: +4m Entire

Section	Overall	1400m	1200m	1000m	800m	600m	400m	200m
Section Times	1:41.09 [7] (0:15.88)	1:25.21 [7] (0:11.26)	1:13.95 [7] (0:11.64)	1:02.31 [9] (0:12.40)	0:49.91 [9] (0:12.10)	0:37.81 [8] (0:12.19)	0:25.62 [7] (0:12.66)	0:12.96 [7] (0:12.96)
Average Speed [km/h]	50.9	64.1	62.0	58.5	59.9	59.5	56.8	55.6
Top Speed [km/h]	67.8	67.4	63.8	59.9	61.4	60.3	58.0	56.9
Avg. Dist. to Rail [m]	3.5	0.9	2.2	2.3	1.4	1.2	1.3	2.2
Avg. Stride Freq. [Hz]	2.1	2.3	2.3	2.2	2.3	2.3	2.2	2.2
Avg. Stride Length [m]	6.6	7.9	7.6	7.3	7.3	7.2	7.1	7.0



- [] Ranking at each section and finish
- .-.- No data available at this section
- NA No data available



Horse/Jockey Name	Leery
Final Rank	8
Fastest Section Time (Section)	0:11.30 (1400m)
Top Speed [km/h] (Section)	70.3 (Overall)
Race State	Finished



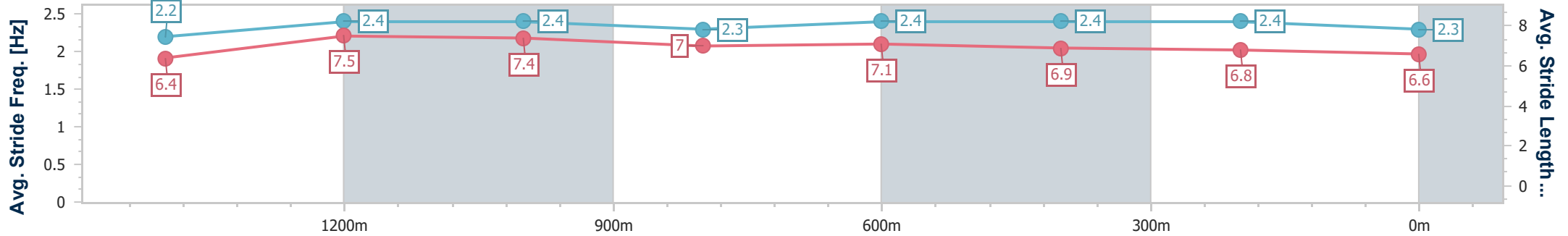
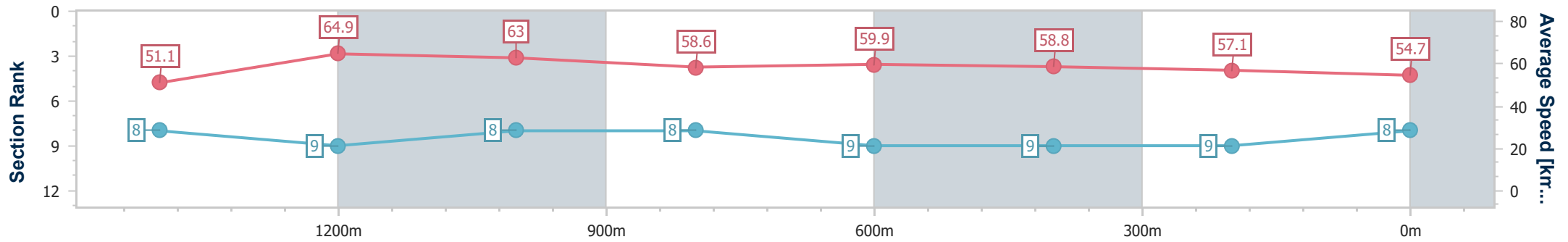
Toowoomba QLD Professional
Race 4: LAWRENCE & HANSON BENCHMARK 60 Handicap - 1625m



22 June 2024 - 18:42

Track Rating: Good 4 , Weather: Fine, Rail Position: +4m Entire

Section	Overall	1400m	1200m	1000m	800m	600m	400m	200m					
Section Times	1:41.58 [8] (0:15.97)	1:25.61 [8] (0:11.30)	1:14.31 [9] (0:11.46)	1:02.85 [8] (0:12.42)	0:50.43 [8] (0:12.17)	0:38.26 [9] (0:12.48)	0:25.78 [9] (0:12.62)	0:13.16 [9] (0:13.16)					
Average Speed [km/h]	51.1	64.9	63.0	58.6	59.9	58.8	57.1	54.7					
Top Speed [km/h]	70.3	68.7	65.5	60.2	61.3	60.6	58.2	56.4					
Avg. Dist. to Rail [m]	5.9	3.4	3.2	2.8	4.0	3.1	1.4	1.9					
Avg. Stride Freq. [Hz]	2.2	2.4	2.4	2.3	2.4	2.4	2.4	2.3					
Avg. Stride Length [m]	6.4	7.5	7.4	7.0	7.1	6.9	6.8	6.6					



- [] Ranking at each section and finish
- .-.- No data available at this section
- NA No data available



Horse/Jockey Name	Martini Dancer
Final Rank	9
Fastest Section Time (Section)	0:11.16 (1400m)
Top Speed [km/h] (Section)	68.6 (1400m)
Race State	Finished



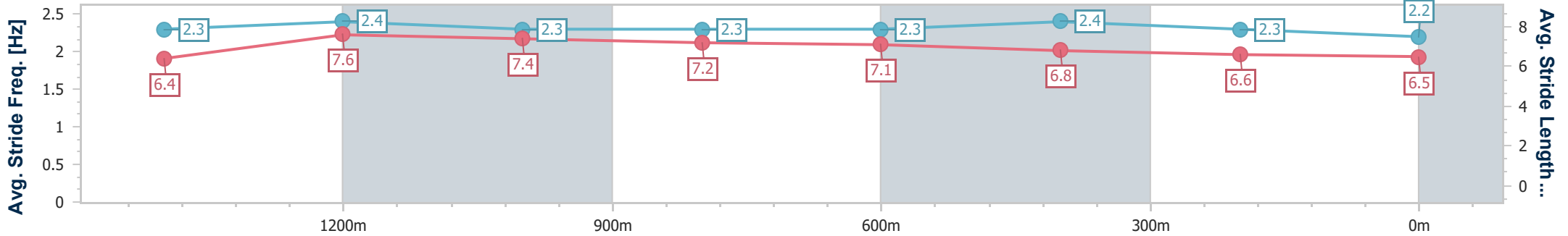
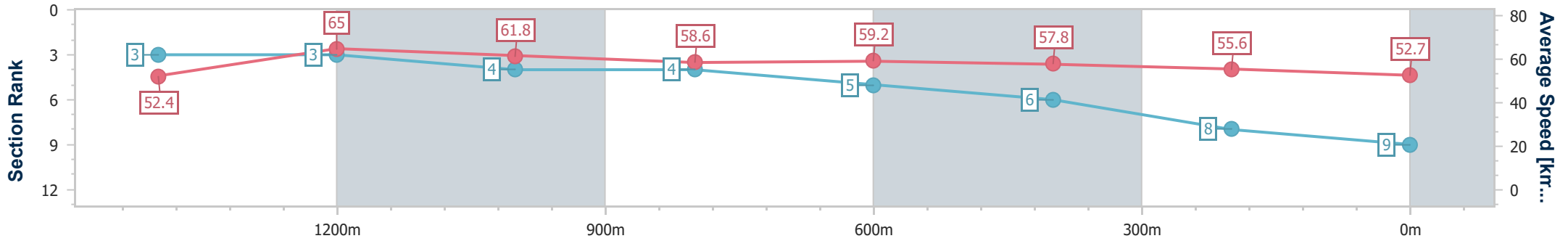
Toowoomba QLD Professional
Race 4: LAWRENCE & HANSON BENCHMARK 60 Handicap - 1625m



22 June 2024 - 18:42

Track Rating: Good 4 , Weather: Fine, Rail Position: +4m Entire

Section	Overall	1400m	1200m	1000m	800m	600m	400m	200m				
Section Times	1:41.98 [9] (0:15.45)	1:26.53 [3] (0:11.16)	1:15.37 [3] (0:11.68)	1:03.69 [4] (0:12.33)	0:51.36 [4] (0:12.28)	0:39.08 [5] (0:12.49)	0:26.59 [6] (0:12.91)	0:13.68 [8] (0:13.68)				
Average Speed [km/h]	52.4	65.0	61.8	58.6	59.2	57.8	55.6	52.7				
Top Speed [km/h]	68.6	68.6	64.1	60.5	60.1	59.9	57.6	54.0				
Avg. Dist. to Rail [m]	2.3	1.5	2.3	1.9	2.5	0.9	0.7	0.3				
Avg. Stride Freq. [Hz]	2.3	2.4	2.3	2.3	2.3	2.4	2.3	2.2				
Avg. Stride Length [m]	6.4	7.6	7.4	7.2	7.1	6.8	6.6	6.5				



- [] Ranking at each section and finish
- .-.- No data available at this section
- NA No data available



Toowoomba QLD Professional

Race 5: NEIL MANSELL CONCRETE Maiden Handicap - 1625m

22 June 2024 - 19:15



Track Rating: Good 4 , Weather: Fine, Rail Position: +4m Entire

Section		Overall	1400m	1200m	1000m	800m	600m	400m	Last 600m					
Field Times		1:42.50 (0:15.97)	1:26.53 (0:11.85)	1:14.68 (0:12.55)	1:02.13 (0:12.95)	0:49.18 (0:12.89)	0:36.29 (0:12.41)	0:23.88 (0:12.15)	0:36.29					
Rank	TAB	Horse/Jockey	Barrier	Top Speed [km/h]	Fastest Section							Distance Travelled [m]		
1	2	SPRAY GUN Dylan Bennett	3	65.1 Overall	0:11.48 200m	1:42.50 [1] (0:16.68)	1:25.82 [6] (0:11.77)	1:14.05 [5] (0:12.64)	1:01.41 [6] (0:12.90)	0:48.51 [5] (0:12.77)	0:35.74 [7] (0:12.51)	0:23.23 [6] (0:11.75)	0:35.74	
2	3	HOTFOOT PERFORMER Dan McGillivray	6	67.4 Overall	0:11.88 1400m	1:42.69 [2] (0:16.06)	1:26.63 [2] (0:11.88)	1:14.75 [2] (0:12.61)	1:02.14 [2] (0:13.06)	0:49.08 [2] (0:12.75)	0:36.33 [2] (0:12.52)	0:23.81 [3] (0:11.89)	0:36.33	-2
3	4	PELE PRINCESS Stacey Callow	1	65.3 1400m	0:11.76 1400m	1:43.31 [3] (0:17.27)	1:26.04 [8] (0:11.76)	1:14.28 [9] (0:12.43)	1:01.85 [9] (0:12.73)	0:49.12 [8] (0:12.23)	0:36.89 [3] (0:12.20)	0:24.69 [1] (0:12.22)	0:36.89	+2
4	1	MY MATE MARLEY Les Tilley	5	65.6 Overall	0:11.82 1400m	1:44.04 [4] (0:16.43)	1:27.61 [4] (0:11.82)	1:15.79 [4] (0:12.54)	1:03.25 [4] (0:12.99)	0:50.26 [3] (0:12.73)	0:37.53 [4] (0:12.64)	0:24.89 [5] (0:12.39)	0:37.53	-2
5	8	THE HIPPY Montanna Savva	10	64.9 Overall	0:11.85 1400m	1:44.16 [5] (0:15.97)	1:28.19 [1] (0:11.85)	1:16.34 [1] (0:12.55)	1:03.79 [1] (0:12.95)	0:50.84 [1] (0:12.89)	0:37.95 [1] (0:12.52)	0:25.43 [2] (0:12.64)	0:37.95	-4
6	5	SHALZER Alisha Donald	4	64.6 Overall	0:11.71 1400m	1:44.23 [6] (0:17.07)	1:27.16 [7] (0:11.71)	1:15.45 [7] (0:12.66)	1:02.79 [7] (0:12.66)	0:50.13 [7] (0:12.78)	0:37.35 [8] (0:12.56)	0:24.79 [7] (0:12.42)	0:37.35	-6
7	6	CRY ME A RIVER Georgina Cartwright	7	65.8 1400m	0:11.47 1400m	1:44.38 [7] (0:17.36)	1:27.02 [9] (0:11.47)	1:15.55 [8] (0:12.61)	1:02.94 [8] (0:12.88)	0:50.06 [9] (0:12.72)	0:37.34 [9] (0:12.65)	0:24.69 [9] (0:12.33)	0:37.34	-1
8	7	KENRICK ROAD Nozi Tomizawa	2	64.9 Overall	0:11.90 1400m	1:44.80 [8] (0:16.28)	1:28.52 [3] (0:11.90)	1:16.62 [3] (0:12.58)	1:04.04 [3] (0:13.04)	0:51.00 [4] (0:12.76)	0:38.24 [5] (0:12.47)	0:25.77 [4] (0:12.63)	0:38.24	-6
9	10	CATCH CRIES Shannon Apthorpe	9	65.7 Overall	0:11.97 1400m	1:45.77 [9] (0:16.48)	1:29.29 [5] (0:11.97)	1:17.32 [6] (0:12.53)	1:04.79 [5] (0:13.04)	0:51.75 [6] (0:12.65)	0:39.10 [6] (0:12.88)	0:26.22 [8] (0:13.05)	0:39.10	+5

Scratched: Vadamoon (#9)

[] Ranking at each section and finish
 -:-:- No data available at this section
 NA No data available

SCN Saddle cloth number
 DNF Did not finish
 DNT Did not track



Toowoomba QLD Professional

Race 5: NEIL MANSELL CONCRETE Maiden Handicap - 1625m

22 June 2024 - 19:15



Track Rating: Good 4 , Weather: Fine, Rail Position: +4m Entire

Section							200m			Last 600m
Field Times							0:11.73			0:36.29
							(0:11.73)			
Rank	TAB	Horse/Jockey	Barrier	Top Speed [km/h]	Fastest Section	Margin			Distance Travelled [m]	
1	2	SPRAY GUN Dylan Bennett	3	65.1 Overall	0:11.48 200m	0:11.48 [3] (0:11.48)	1:42.50		0:35.74	
2	3	HOTFOOT PERFORMER Dan McGillivray	6	67.4 Overall	0:11.88 1400m	0:11.92 [1] (0:11.92)	1L		0:36.33 -2	
3	4	PELE PRINCESS Stacey Callow	1	65.3 1400m	0:11.76 1400m	0:12.47 [2] (0:12.47)	4.5L		0:36.89 +2	
4	1	MY MATE MARLEY Les Tilley	5	65.6 Overall	0:11.82 1400m	0:12.50 [5] (0:12.50)	8.8L		0:37.53 -2	
5	8	THE HIPPY Montanna Savva	10	64.9 Overall	0:11.85 1400m	0:12.79 [4] (0:12.79)	9.3L		0:37.95 -4	
6	5	SHALZER Alisha Donald	4	64.6 Overall	0:11.71 1400m	0:12.37 [7] (0:12.37)	9.6L		0:37.35 -6	
7	6	CRY ME A RIVER Georgina Cartwright	7	65.8 1400m	0:11.47 1400m	0:12.36 [8] (0:12.36)	10.4L		0:37.34 -1	
8	7	KENRICK ROAD Nozi Tomizawa	2	64.9 Overall	0:11.90 1400m	0:13.14 [6] (0:13.14)	12.9L		0:38.24 -6	
9	10	CATCH CRIES Shannon Apthorpe	9	65.7 Overall	0:11.97 1400m	0:13.17 [9] (0:13.17)	18.4L		0:39.10 +5	

Scratched: Vadamoon (#9)



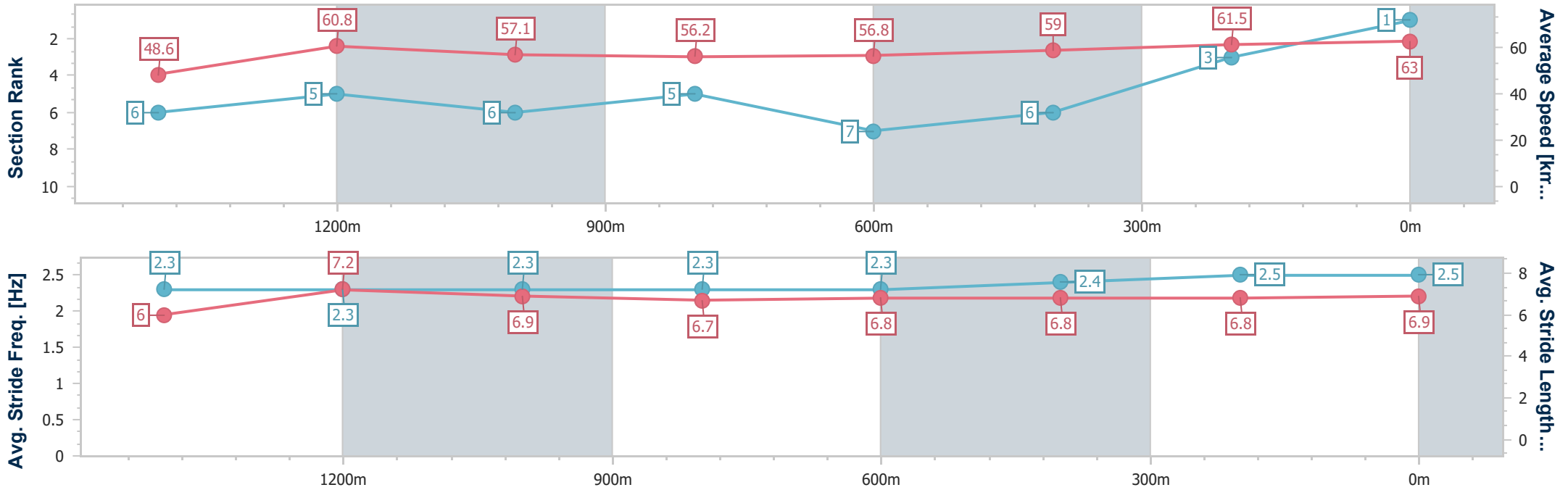
Horse/Jockey Name	Spray Gun
Final Rank	1
Fastest Section Time (Section)	0:11.48 (200m)
Top Speed [km/h] (Section)	65.1 (Overall)
Race State	Finished



Toowoomba QLD Professional
 Race 5: NEIL MANSELL CONCRETE Maiden Handicap - 1625m
 22 June 2024 - 19:15
 Track Rating: Good 4 , Weather: Fine, Rail Position: +4m Entire



Section	Overall	1400m	1200m	1000m	800m	600m	400m	200m
Section Times	1:42.50 [1] (0:16.68)	1:25.82 [6] (0:11.77)	1:14.05 [5] (0:12.64)	1:01.41 [6] (0:12.90)	0:48.51 [5] (0:12.77)	0:35.74 [7] (0:12.51)	0:23.23 [6] (0:11.75)	0:11.48 [3]
Average Speed [km/h]	48.6	60.8	57.1	56.2	56.8	59.0	61.5	63.0
Top Speed [km/h]	65.1	64.2	58.4	57.4	57.9	62.1	62.7	63.1
Avg. Dist. to Rail [m]	3.2	0.6	1.1	2.1	2.6	4.0	2.0	1.6
Avg. Stride Freq. [Hz]	2.3	2.3	2.3	2.3	2.3	2.4	2.5	2.5
Avg. Stride Length [m]	6.0	7.2	6.9	6.7	6.8	6.8	6.8	6.9



- [] Ranking at each section and finish
- .-.- No data available at this section
- NA No data available



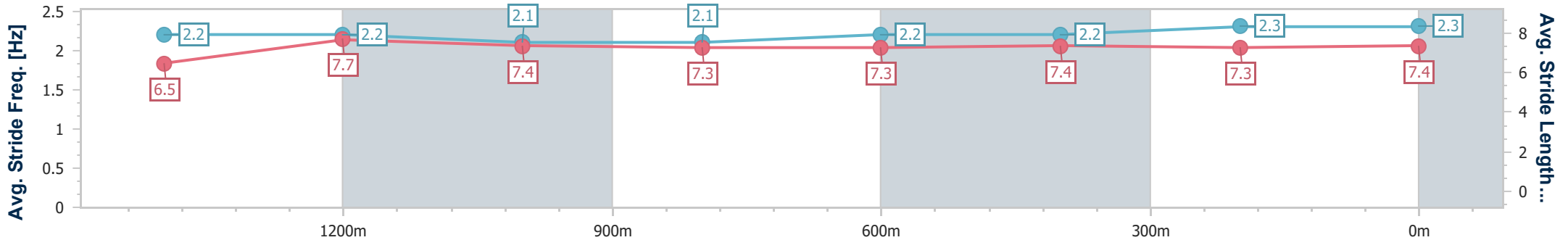
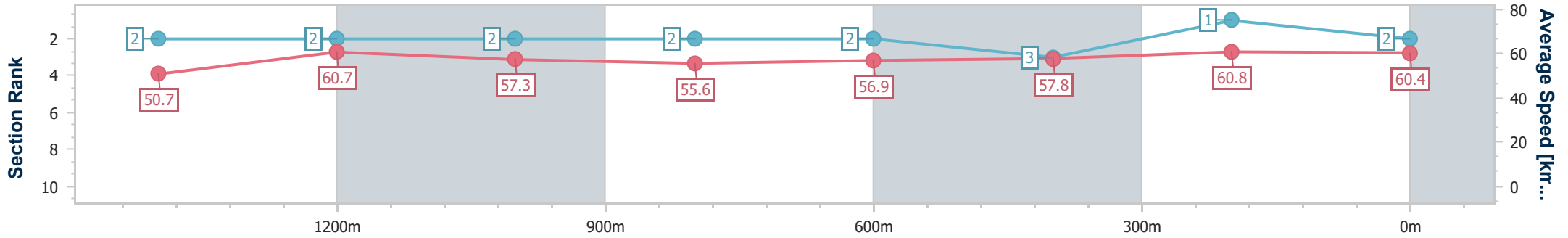
Horse/Jockey Name	Hotfoot Performer
Final Rank	2
Fastest Section Time (Section)	0:11.88 (1400m)
Top Speed [km/h] (Section)	67.4 (Overall)
Race State	Finished



Toowoomba QLD Professional
 Race 5: NEIL MANSELL CONCRETE Maiden Handicap - 1625m
 22 June 2024 - 19:15
 Track Rating: Good 4 , Weather: Fine, Rail Position: +4m Entire



Section	Overall	1400m	1200m	1000m	800m	600m	400m	200m					
Section Times	1:42.69 [2] (0:16.06)	1:26.63 [2] (0:11.88)	1:14.75 [2] (0:12.61)	1:02.14 [2] (0:13.06)	0:49.08 [2] (0:12.75)	0:36.33 [2] (0:12.52)	0:23.81 [3] (0:11.89)	0:11.92 [1] (0:11.92)					
Average Speed [km/h]	50.7	60.7	57.3	55.6	56.9	57.8	60.8	60.4					
Top Speed [km/h]	67.4	65.4	59.1	56.4	57.5	59.3	61.7	61.6					
Avg. Dist. to Rail [m]	4.2	0.8	1.9	2.6	2.0	1.3	1.0	0.4					
Avg. Stride Freq. [Hz]	2.2	2.2	2.1	2.1	2.2	2.2	2.3	2.3					
Avg. Stride Length [m]	6.5	7.7	7.4	7.3	7.3	7.4	7.3	7.4					



- [] Ranking at each section and finish
- .-.- No data available at this section
- NA No data available



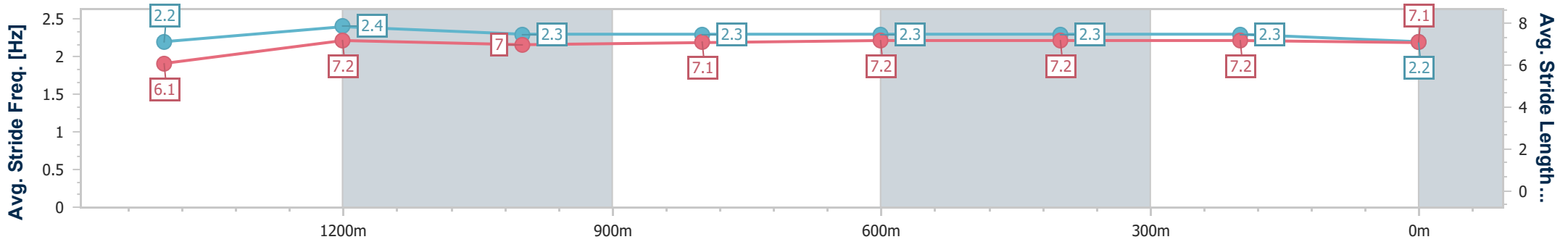
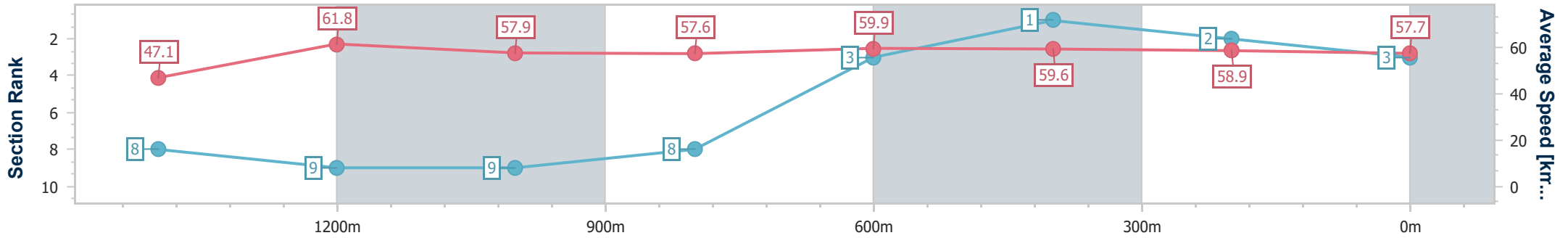
Horse/Jockey Name	Pele Princess
Final Rank	3
Fastest Section Time (Section)	0:11.76 (1400m)
Top Speed [km/h] (Section)	65.3 (1400m)
Race State	Finished



Toowoomba QLD Professional
 Race 5: NEIL MANSELL CONCRETE Maiden Handicap - 1625m
 22 June 2024 - 19:15
 Track Rating: Good 4 , Weather: Fine, Rail Position: +4m Entire



Section	Overall	1400m	1200m	1000m	800m	600m	400m	200m
Section Times	1:43.31 [3] (0:17.27)	1:26.04 [8] (0:11.76)	1:14.28 [9] (0:12.43)	1:01.85 [9] (0:12.73)	0:49.12 [8] (0:12.23)	0:36.89 [3] (0:12.20)	0:24.69 [1] (0:12.22)	0:12.47 [2] (0:12.47)
Average Speed [km/h]	47.1	61.8	57.9	57.6	59.9	59.6	58.9	57.7
Top Speed [km/h]	63.6	65.3	59.4	58.7	61.4	60.7	59.5	58.4
Avg. Dist. to Rail [m]	3.0	1.8	3.3	4.5	4.2	2.2	0.5	0.4
Avg. Stride Freq. [Hz]	2.2	2.4	2.3	2.3	2.3	2.3	2.3	2.2
Avg. Stride Length [m]	6.1	7.2	7.0	7.1	7.2	7.2	7.2	7.1



- [] Ranking at each section and finish
- .-.- No data available at this section
- NA No data available



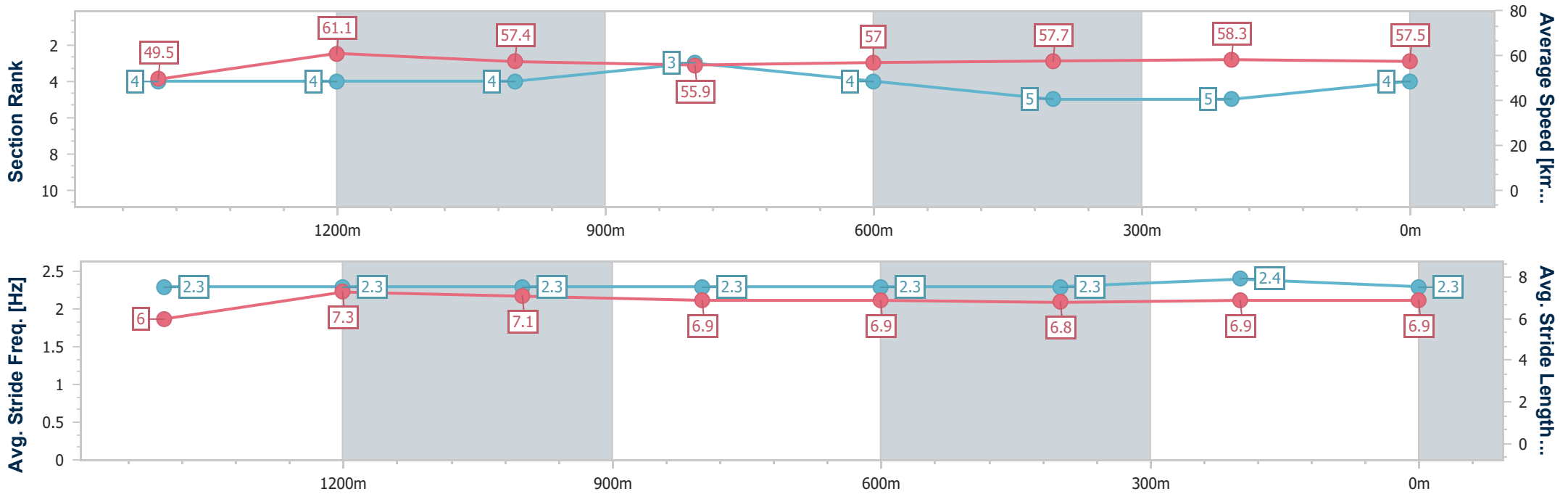
Horse/Jockey Name	My Mate Marley
Final Rank	4
Fastest Section Time (Section)	0:11.82 (1400m)
Top Speed [km/h] (Section)	65.6 (Overall)
Race State	Finished



Toowoomba QLD Professional
 Race 5: NEIL MANSELL CONCRETE Maiden Handicap - 1625m
 22 June 2024 - 19:15
 Track Rating: Good 4 , Weather: Fine, Rail Position: +4m Entire



Section	Overall	1400m	1200m	1000m	800m	600m	400m	200m
Section Times	1:44.04 [4] (0:16.43)	1:27.61 [4] (0:11.82)	1:15.79 [4] (0:12.54)	1:03.25 [4] (0:12.99)	0:50.26 [3] (0:12.73)	0:37.53 [4] (0:12.64)	0:24.89 [5] (0:12.39)	0:12.50 [5] (0:12.50)
Average Speed [km/h]	49.5	61.1	57.4	55.9	57.0	57.7	58.3	57.5
Top Speed [km/h]	65.6	63.2	59.1	56.7	57.5	59.2	59.3	58.4
Avg. Dist. to Rail [m]	3.6	0.3	1.7	2.6	2.2	2.4	0.9	1.3
Avg. Stride Freq. [Hz]	2.3	2.3	2.3	2.3	2.3	2.3	2.4	2.3
Avg. Stride Length [m]	6.0	7.3	7.1	6.9	6.9	6.8	6.9	6.9



- [] Ranking at each section and finish
- .-.- No data available at this section
- NA No data available



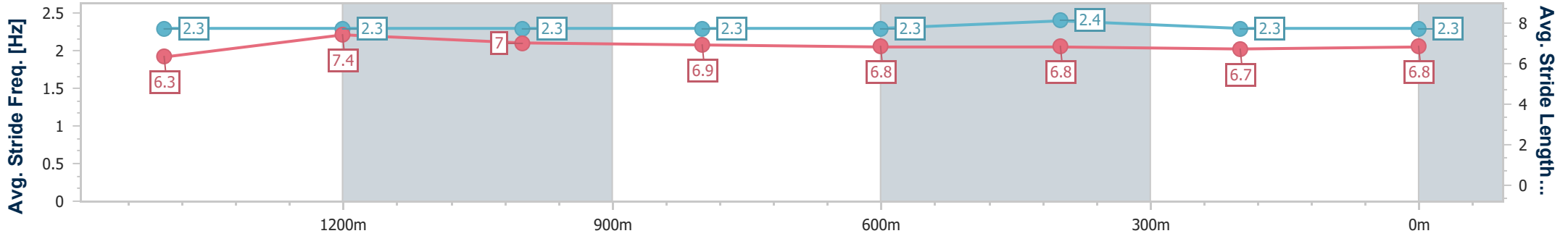
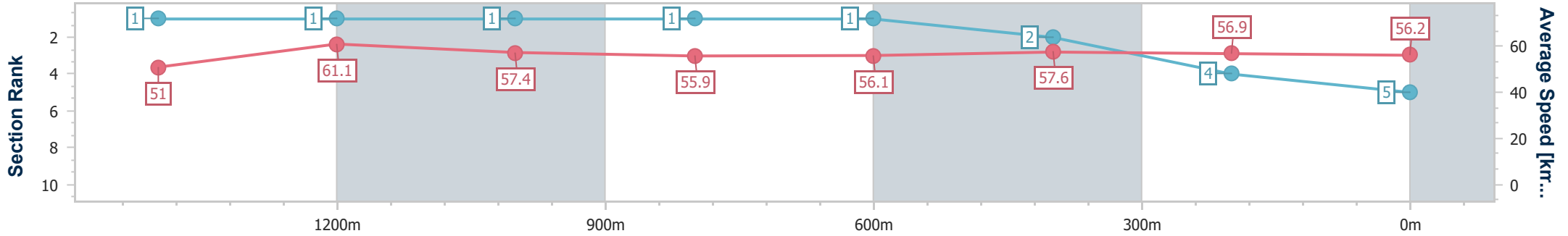
Horse/Jockey Name	The Hippy
Final Rank	5
Fastest Section Time (Section)	0:11.85 (1400m)
Top Speed [km/h] (Section)	64.9 (Overall)
Race State	Finished



Toowoomba QLD Professional
 Race 5: NEIL MANSELL CONCRETE Maiden Handicap - 1625m
 22 June 2024 - 19:15
 Track Rating: Good 4 , Weather: Fine, Rail Position: +4m Entire



Section	Overall	1400m	1200m	1000m	800m	600m	400m	200m
Section Times	1:44.16 [5] (0:15.97)	1:28.19 [1] (0:11.85)	1:16.34 [1] (0:12.55)	1:03.79 [1] (0:12.95)	0:50.84 [1] (0:12.89)	0:37.95 [1] (0:12.52)	0:25.43 [2] (0:12.64)	0:12.79 [4] (0:12.79)
Average Speed [km/h]	51.0	61.1	57.4	55.9	56.1	57.6	56.9	56.2
Top Speed [km/h]	64.9	63.6	58.3	56.3	57.1	58.4	57.6	57.5
Avg. Dist. to Rail [m]	5.6	0.4	1.6	1.8	1.1	0.6	0.4	0.5
Avg. Stride Freq. [Hz]	2.3	2.3	2.3	2.3	2.3	2.4	2.3	2.3
Avg. Stride Length [m]	6.3	7.4	7.0	6.9	6.8	6.8	6.7	6.8



- [] Ranking at each section and finish
- .-.- No data available at this section
- NA No data available



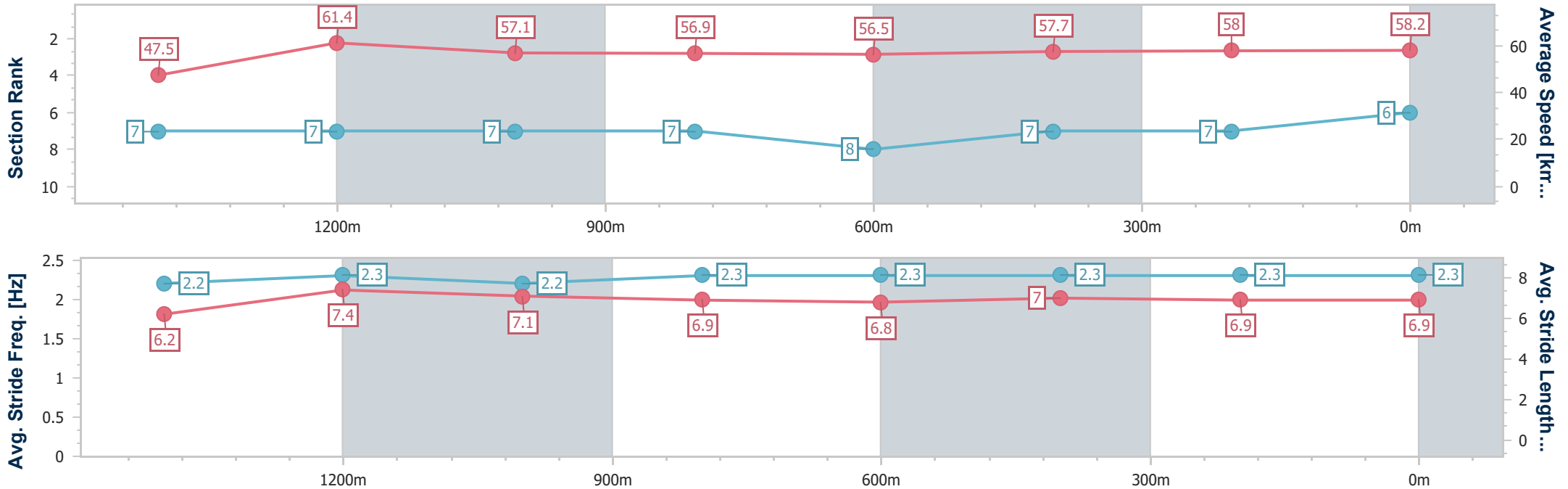
Horse/Jockey Name	Shalzer
Final Rank	6
Fastest Section Time (Section)	0:11.71 (1400m)
Top Speed [km/h] (Section)	64.6 (Overall)
Race State	Finished



Toowoomba QLD Professional
 Race 5: NEIL MANSELL CONCRETE Maiden Handicap - 1625m
 22 June 2024 - 19:15
 Track Rating: Good 4 , Weather: Fine, Rail Position: +4m Entire



Section	Overall	1400m	1200m	1000m	800m	600m	400m	200m
Section Times	1:44.23 [6] (0:17.07)	1:27.16 [7] (0:11.71)	1:15.45 [7] (0:12.66)	1:02.79 [7] (0:12.66)	0:50.13 [7] (0:12.78)	0:37.35 [8] (0:12.56)	0:24.79 [7] (0:12.42)	0:12.37 [7] (0:12.37)
Average Speed [km/h]	47.5	61.4	57.1	56.9	56.5	57.7	58.0	58.2
Top Speed [km/h]	64.6	64.4	59.1	57.8	57.6	59.0	58.8	59.0
Avg. Dist. to Rail [m]	3.6	0.3	0.3	0.7	1.2	0.9	1.4	3.5
Avg. Stride Freq. [Hz]	2.2	2.3	2.2	2.3	2.3	2.3	2.3	2.3
Avg. Stride Length [m]	6.2	7.4	7.1	6.9	6.8	7.0	6.9	6.9



- [] Ranking at each section and finish
- .-.- No data available at this section
- NA No data available



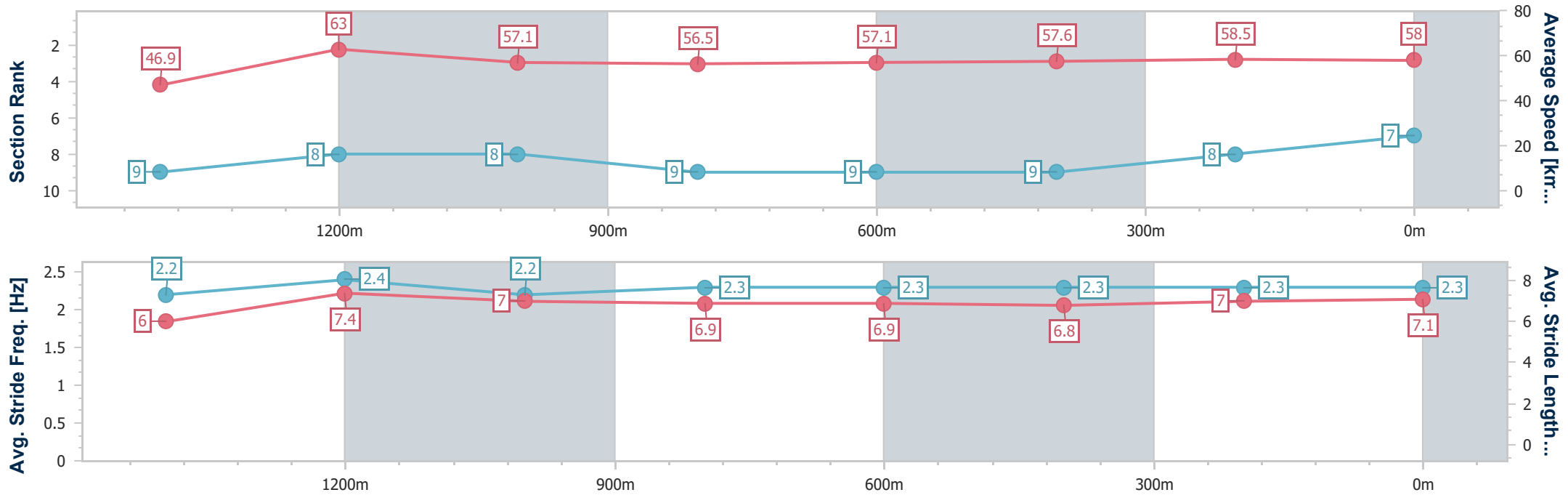
Horse/Jockey Name	Cry Me A River
Final Rank	7
Fastest Section Time (Section)	0:11.47 (1400m)
Top Speed [km/h] (Section)	65.8 (1400m)
Race State	Finished



Toowoomba QLD Professional
 Race 5: NEIL MANSELL CONCRETE Maiden Handicap - 1625m
 22 June 2024 - 19:15
 Track Rating: Good 4 , Weather: Fine, Rail Position: +4m Entire



Section	Overall	1400m	1200m	1000m	800m	600m	400m	200m				
Section Times	1:44.38 [7] (0:17.36)	1:27.02 [9] (0:11.47)	1:15.55 [8] (0:12.61)	1:02.94 [8] (0:12.88)	0:50.06 [9] (0:12.72)	0:37.34 [9] (0:12.65)	0:24.69 [9] (0:12.33)	0:12.36 [8] (0:12.36)				
Average Speed [km/h]	46.9	63.0	57.1	56.5	57.1	57.6	58.5	58.0				
Top Speed [km/h]	64.8	65.8	59.8	57.9	58.4	59.5	59.8	60.1				
Avg. Dist. to Rail [m]	5.0	1.0	2.4	2.7	2.0	2.2	0.3	0.5				
Avg. Stride Freq. [Hz]	2.2	2.4	2.2	2.3	2.3	2.3	2.3	2.3				
Avg. Stride Length [m]	6.0	7.4	7.0	6.9	6.9	6.8	7.0	7.1				



- [] Ranking at each section and finish
- .-.- No data available at this section
- NA No data available



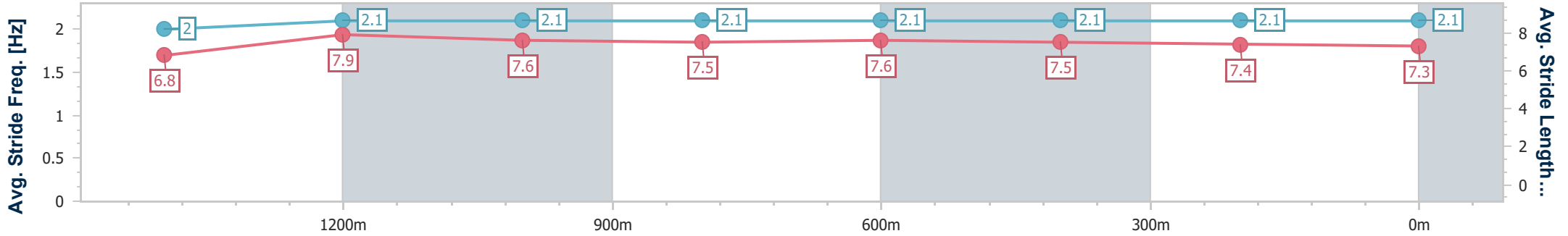
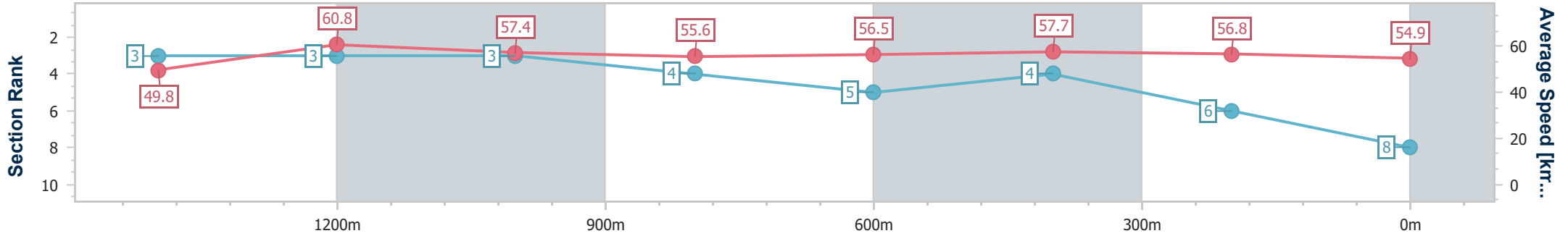
Horse/Jockey Name	Kenrick Road
Final Rank	8
Fastest Section Time (Section)	0:11.90 (1400m)
Top Speed [km/h] (Section)	64.9 (Overall)
Race State	Finished



Toowoomba QLD Professional
 Race 5: NEIL MANSELL CONCRETE Maiden Handicap - 1625m
 22 June 2024 - 19:15
 Track Rating: Good 4 , Weather: Fine, Rail Position: +4m Entire



Section	Overall	1400m	1200m	1000m	800m	600m	400m	200m
Section Times	1:44.80 [8] (0:16.28)	1:28.52 [3] (0:11.90)	1:16.62 [3] (0:12.58)	1:04.04 [3] (0:13.04)	0:51.00 [4] (0:12.76)	0:38.24 [5] (0:12.47)	0:25.77 [4] (0:12.63)	0:13.14 [6] (0:13.14)
Average Speed [km/h]	49.8	60.8	57.4	55.6	56.5	57.7	56.8	54.9
Top Speed [km/h]	64.9	63.8	59.2	56.3	57.0	58.9	57.6	56.6
Avg. Dist. to Rail [m]	2.5	1.2	2.4	2.3	0.5	0.4	0.3	0.9
Avg. Stride Freq. [Hz]	2.0	2.1	2.1	2.1	2.1	2.1	2.1	2.1
Avg. Stride Length [m]	6.8	7.9	7.6	7.5	7.6	7.5	7.4	7.3



- [] Ranking at each section and finish
- .-.- No data available at this section
- NA No data available



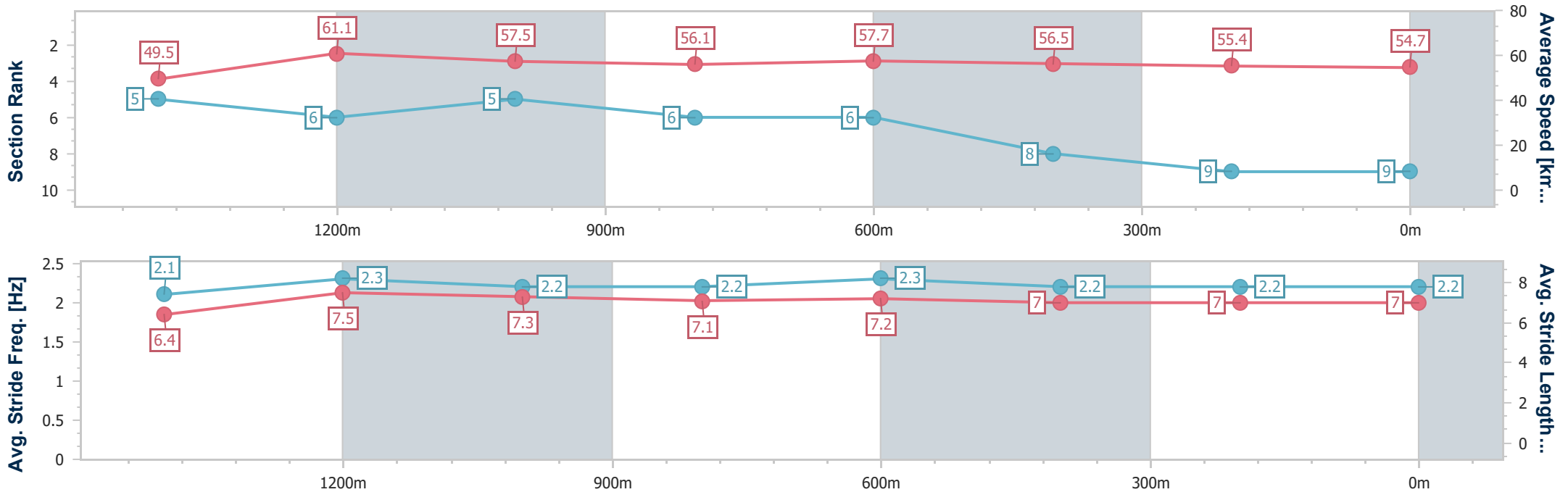
Horse/Jockey Name	Catch Cries
Final Rank	9
Fastest Section Time (Section)	0:11.97 (1400m)
Top Speed [km/h] (Section)	65.7 (Overall)
Race State	Finished



Toowoomba QLD Professional
 Race 5: NEIL MANSELL CONCRETE Maiden Handicap - 1625m
 22 June 2024 - 19:15
 Track Rating: Good 4 , Weather: Fine, Rail Position: +4m Entire



Section	Overall	1400m	1200m	1000m	800m	600m	400m	200m
Section Times	1:45.77 [9] (0:16.48)	1:29.29 [5] (0:11.97)	1:17.32 [6] (0:12.53)	1:04.79 [5] (0:13.04)	0:51.75 [6] (0:12.65)	0:39.10 [6] (0:12.88)	0:26.22 [8] (0:13.05)	0:13.17 [9] (0:13.17)
Average Speed [km/h]	49.5	61.1	57.5	56.1	57.7	56.5	55.4	54.7
Top Speed [km/h]	65.7	63.9	58.8	57.3	58.5	58.0	56.8	55.0
Avg. Dist. to Rail [m]	5.0	3.0	4.2	4.0	3.6	2.5	0.9	0.7
Avg. Stride Freq. [Hz]	2.1	2.3	2.2	2.2	2.3	2.2	2.2	2.2
Avg. Stride Length [m]	6.4	7.5	7.3	7.1	7.2	7.0	7.0	7.0



- [] Ranking at each section and finish
- .-.- No data available at this section
- NA No data available



Toowoomba QLD Professional

Race 6: QUEENSLAND ELECTRICAL SOLUTIONS Maiden Plate - 1200m

22 June 2024 - 19:51



Track Rating: Good 4 , Weather: Fine, Rail Position: +4m Entire

Section		Overall										Last 600m	
Field Times		1:14.12										0:36.97	
		(0:14.10)										(0:12.27)	
		1:00.02										0:12.56	
		(0:11.25)										(0:12.56)	
		0:48.77										0:36.97	
		(0:11.80)										(0:12.14)	
		0:36.97										0:24.83	
		(0:12.14)										(0:12.27)	
		0:24.83										0:12.56	
		(0:12.27)										(0:12.56)	
		0:12.56										0:12.56	
		(0:12.56)										(0:12.56)	
Rank	TAB	Horse/Jockey	Barrier	Top Speed [km/h]	Fastest Section	Overall	1000m	800m	600m	400m	200m	Margin	Distance Travelled [m]
1	4	NERANO	5	65.9	0:11.25	1:14.12 [1]	1:00.02 [1]	0:48.77 [1]	0:36.97 [1]	0:24.83 [1]	0:12.56 [1]	1:14.12	0:36.97
		Olivia Webb		1000m	1000m	(0:14.10)	(0:11.25)	(0:11.80)	(0:12.14)	(0:12.27)	(0:12.56)		
2	5	SHADOW POWER	8	64.8	0:11.58	1:14.26 [2]	0:59.74 [7]	0:48.16 [5]	0:36.16 [5]	0:24.41 [4]	0:12.32 [2]	0.8L	0:36.16 +7
		Nathan Fazackerley		Overall	1000m	(0:14.52)	(0:11.58)	(0:12.00)	(0:11.75)	(0:12.09)	(0:12.32)		
3	3	DUN WITH ROSES	3	65.3	0:11.73	1:14.67 [3]	1:00.06 [8]	0:48.33 [8]	0:36.34 [8]	0:24.37 [5]	0:12.25 [4]	3.1L	0:36.34 +5
		Georgina Cartwright		Overall	1000m	(0:14.61)	(0:11.73)	(0:11.99)	(0:11.97)	(0:12.12)	(0:12.25)		
4	11	ZIMBARA	2	64.7	0:11.62	1:14.92 [4]	1:00.77 [2]	0:49.15 [3]	0:37.11 [3]	0:25.13 [3]	0:12.78 [3]	4.4L	0:37.11 +0
		Nozi Tomizawa		Overall	1000m	(0:14.15)	(0:11.62)	(0:12.04)	(0:11.98)	(0:12.35)	(0:12.78)		
5	1	FIRST TO MARS	10	63.8	0:11.53	1:15.22 [5]	1:00.19 [11]	0:48.66 [11]	0:36.73 [11]	0:24.70 [8]	0:12.40 [7]	5.9L	0:36.73 +11
		Emily Lang		1000m	1000m	(0:15.03)	(0:11.53)	(0:11.93)	(0:12.03)	(0:12.30)	(0:12.40)		
6	8	COOL STORY	9	63.5	0:11.61	1:15.24 [6]	1:00.37 [10]	0:48.76 [10]	0:36.85 [10]	0:24.85 [6]	0:12.57 [6]	6L	0:36.85 +2
		Les Tilley		Overall	1000m	(0:14.87)	(0:11.61)	(0:11.91)	(0:12.00)	(0:12.28)	(0:12.57)		
7	10	SHINTARO LASS	11	67.8	0:11.19	1:15.63 [7]	1:01.43 [3]	0:50.24 [2]	0:38.39 [2]	0:25.95 [2]	0:13.17 [5]	8.3L	0:38.39 +5
		Montanna Savva		Overall	1000m	(0:14.20)	(0:11.19)	(0:11.85)	(0:12.44)	(0:12.78)	(0:13.17)		
8	2	LOOKIN' SHARP	7	66.5	0:11.59	1:16.40 [8]	1:02.08 [4]	0:50.49 [4]	0:38.41 [4]	0:25.96 [7]	0:13.27 [8]	12.8L	0:38.41 +7
		Alisha Donald		Overall	1000m	(0:14.32)	(0:11.59)	(0:12.08)	(0:12.45)	(0:12.69)	(0:13.27)		
9	7	TWO TIME GIRL	1	63.2	0:11.81	1:16.42 [9]	1:01.98 [5]	0:50.17 [7]	0:38.06 [9]	0:25.70 [11]	0:12.94 [11]	12.9L	0:38.06 +0
		Dan McGillivray		Overall	1000m	(0:14.44)	(0:11.81)	(0:12.11)	(0:12.36)	(0:12.76)	(0:12.94)		
10	6	DOLLY DISCO	4	64.6	0:11.76	1:16.58 [10]	1:01.97 [9]	0:50.21 [9]	0:38.29 [7]	0:25.98 [9]	0:13.22 [10]	13.7L	0:38.29 +8
		Shannon Apthorpe		Overall	1000m	(0:14.61)	(0:11.76)	(0:11.92)	(0:12.31)	(0:12.76)	(0:13.22)		

[] Ranking at each section and finish
 -:-:- No data available at this section
 NA No data available

SCN Saddle cloth number
 DNF Did not finish
 DNT Did not track



Toowoomba QLD Professional

Race 6: QUEENSLAND ELECTRICAL SOLUTIONS Maiden Plate - 1200m

22 June 2024 - 19:51



Track Rating: Good 4 , Weather: Fine, Rail Position: +4m Entire

Section	Overall	1000m	800m	600m	400m	200m	Last 600m
Field Times	1:14.12 (0:14.10)	1:00.02 (0:11.25)	0:48.77 (0:11.80)	0:36.97 (0:12.14)	0:24.83 (0:12.27)	0:12.56 (0:12.56)	0:36.97

Rank	TAB	Horse/Jockey	Barrier	Top Speed [km/h]	Fastest Section	Margin	Distance Travelled [m]
11	9	DUCHESS MARIE	6	66.0	0:11.76	17L	+3
		Luke Tarrant		Overall	1000m		
					1:17.14 [11] (0:14.49)		
					1:02.65 [6] (0:11.76)		
					0:50.89 [6] (0:11.92)		
					0:38.97 [6] (0:12.45)		
					0:26.52 [10] (0:12.69)		
					0:13.83 [9] (0:13.83)		

[] Ranking at each section and finish
 -:-:- No data available at this section
 NA No data available

SCN Saddle cloth number
 DNF Did not finish
 DNT Did not track



Horse/Jockey Name	Nerano
Final Rank	1
Fastest Section Time (Section)	0:11.25 (1000m)
Top Speed [km/h] (Section)	65.9 (1000m)
Race State	Finished



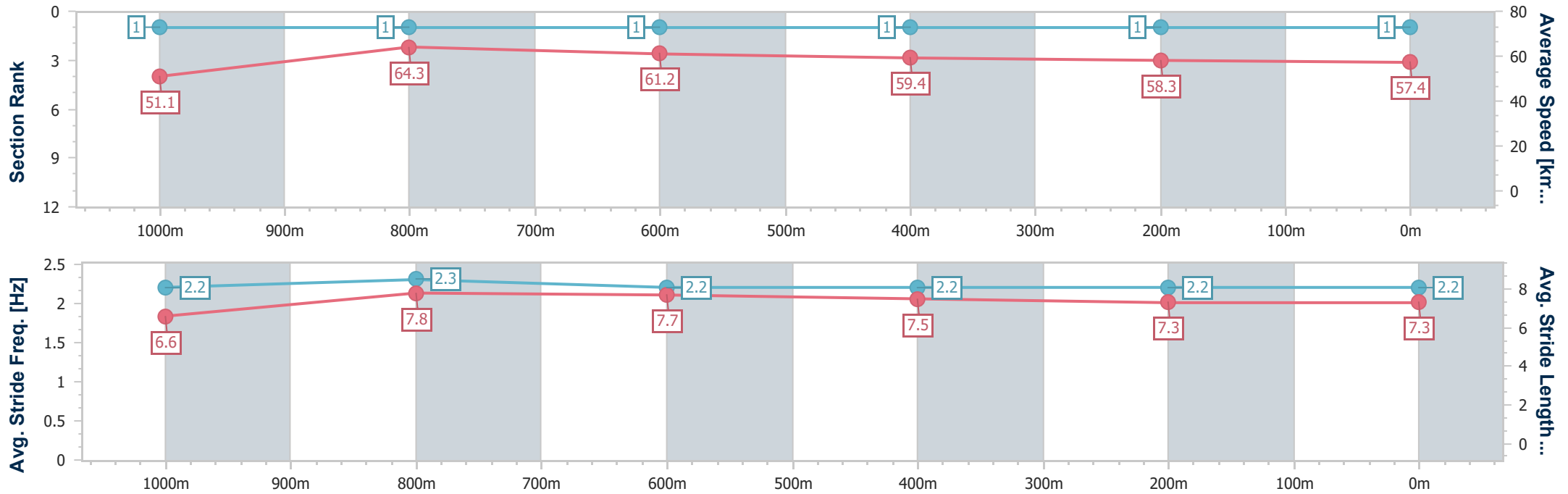
Toowoomba QLD Professional
Race 6: QUEENSLAND ELECTRICAL SOLUTIONS Maiden Plate
- 1200m



22 June 2024 - 19:51

Track Rating: Good 4 , Weather: Fine, Rail Position: +4m Entire

Section	Overall	1000m	800m	600m	400m	200m
Section Times	1:14.12 [1] (0:14.10)	1:00.02 [1] (0:11.25)	0:48.77 [1] (0:11.80)	0:36.97 [1] (0:12.14)	0:24.83 [1] (0:12.27)	0:12.56 [1] (0:12.56)
Average Speed [km/h]	51.1	64.3	61.2	59.4	58.3	57.4
Top Speed [km/h]	65.8	65.9	62.6	61.0	59.0	58.2
Avg. Dist. to Rail [m]	4.3	1.1	1.1	0.4	1.2	2.0
Avg. Stride Freq. [Hz]	2.2	2.3	2.2	2.2	2.2	2.2
Avg. Stride Length [m]	6.6	7.8	7.7	7.5	7.3	7.3



- [] Ranking at each section and finish
- .-.- No data available at this section
- NA No data available



Horse/Jockey Name	Shadow Power
Final Rank	2
Fastest Section Time (Section)	0:11.58 (1000m)
Top Speed [km/h] (Section)	64.8 (Overall)
Race State	Finished



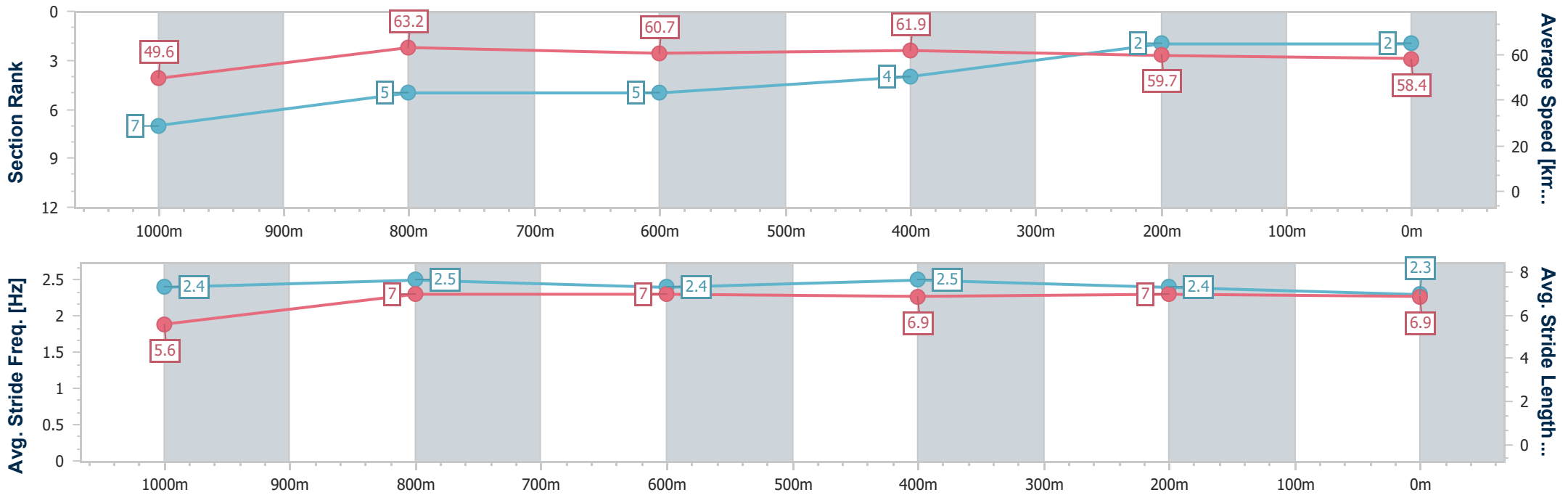
Toowoomba QLD Professional
Race 6: QUEENSLAND ELECTRICAL SOLUTIONS Maiden Plate - 1200m



22 June 2024 - 19:51

Track Rating: Good 4 , Weather: Fine, Rail Position: +4m Entire

Section	Overall	1000m	800m	600m	400m	200m
Section Times	1:14.26 [2] (0:14.52)	0:59.74 [7] (0:11.58)	0:48.16 [5] (0:12.00)	0:36.16 [5] (0:11.75)	0:24.41 [4] (0:12.09)	0:12.32 [2] (0:12.32)
Average Speed [km/h]	49.6	63.2	60.7	61.9	59.7	58.4
Top Speed [km/h]	64.8	63.6	62.6	62.9	61.7	59.5
Avg. Dist. to Rail [m]	9.9	4.8	3.0	2.1	1.4	5.0
Avg. Stride Freq. [Hz]	2.4	2.5	2.4	2.5	2.4	2.3
Avg. Stride Length [m]	5.6	7.0	7.0	6.9	7.0	6.9



- [] Ranking at each section and finish
- .-.- No data available at this section
- NA No data available



Horse/Jockey Name	Dun With Roses
Final Rank	3
Fastest Section Time (Section)	0:11.73 (1000m)
Top Speed [km/h] (Section)	65.3 (Overall)
Race State	Finished



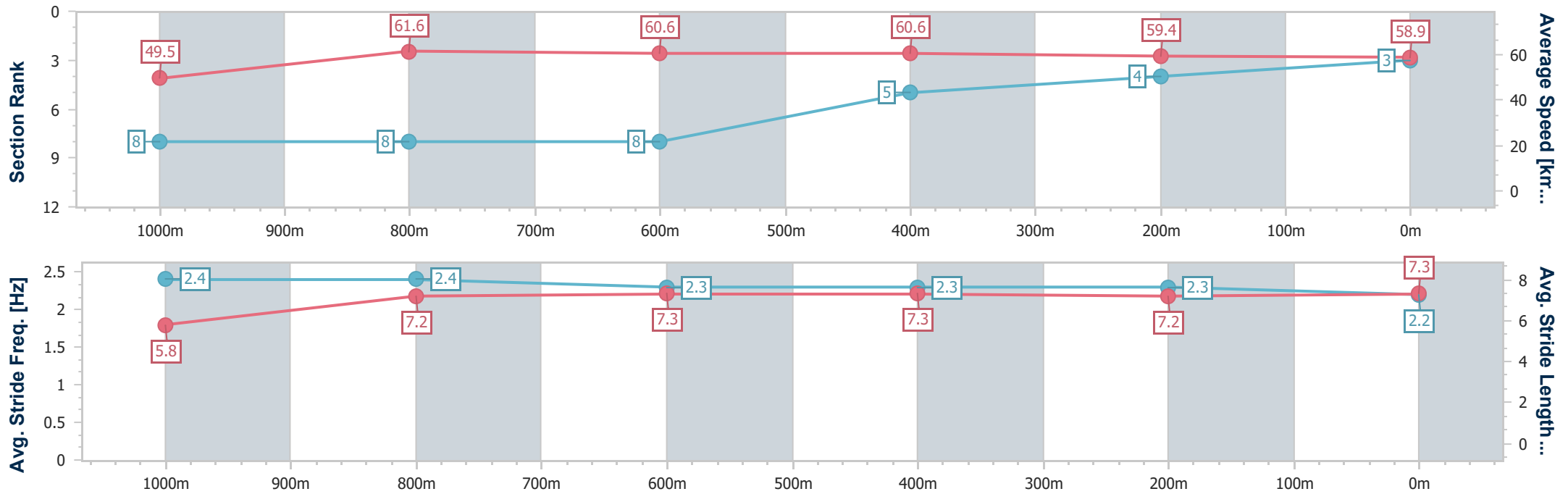
Toowoomba QLD Professional
Race 6: QUEENSLAND ELECTRICAL SOLUTIONS Maiden Plate
- 1200m



22 June 2024 - 19:51

Track Rating: Good 4 , Weather: Fine, Rail Position: +4m Entire

Section	Overall	1000m	800m	600m	400m	200m
Section Times	1:14.67 [3] (0:14.61)	1:00.06 [8] (0:11.73)	0:48.33 [8] (0:11.99)	0:36.34 [8] (0:11.97)	0:24.37 [5] (0:12.12)	0:12.25 [4] (0:12.25)
Average Speed [km/h]	49.5	61.6	60.6	60.6	59.4	58.9
Top Speed [km/h]	65.3	63.8	61.7	62.7	61.1	59.7
Avg. Dist. to Rail [m]	3.9	1.6	1.9	1.8	1.1	1.8
Avg. Stride Freq. [Hz]	2.4	2.4	2.3	2.3	2.3	2.2
Avg. Stride Length [m]	5.8	7.2	7.3	7.3	7.2	7.3



- [] Ranking at each section and finish
- .-.- No data available at this section
- NA No data available



Horse/Jockey Name	Zimbara
Final Rank	4
Fastest Section Time (Section)	0:11.62 (1000m)
Top Speed [km/h] (Section)	64.7 (Overall)
Race State	Finished



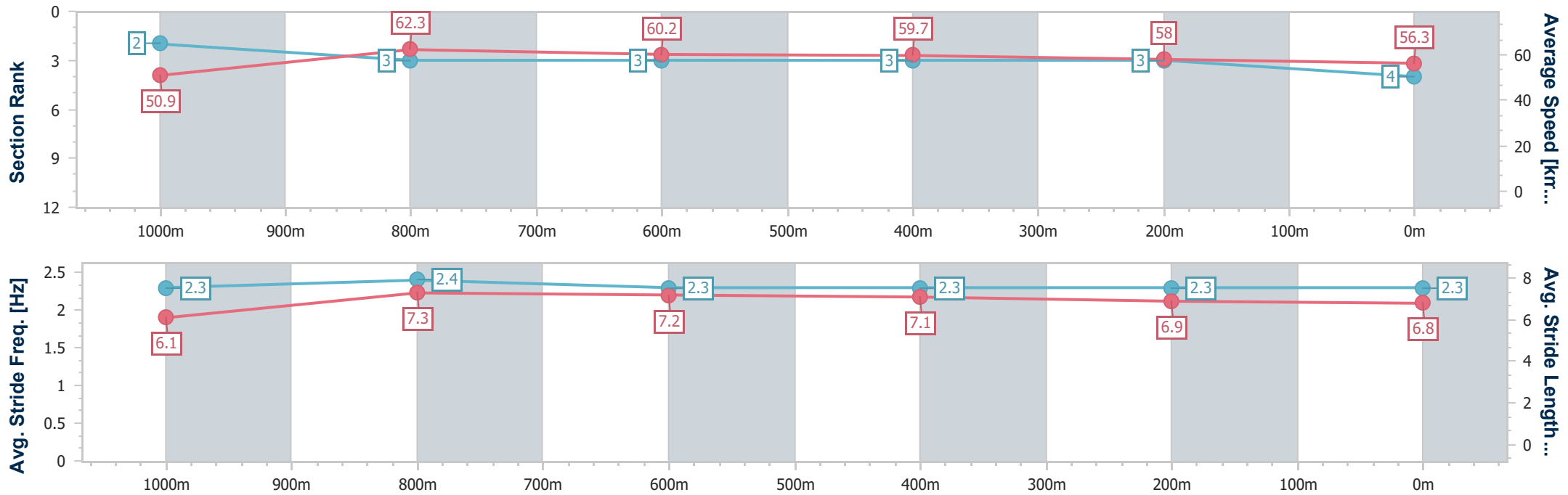
Toowoomba QLD Professional
Race 6: QUEENSLAND ELECTRICAL SOLUTIONS Maiden Plate
- 1200m



22 June 2024 - 19:51

Track Rating: Good 4 , Weather: Fine, Rail Position: +4m Entire

Section	Overall	1000m	800m	600m	400m	200m
Section Times	1:14.92 [4] (0:14.15)	1:00.77 [2] (0:11.62)	0:49.15 [3] (0:12.04)	0:37.11 [3] (0:11.98)	0:25.13 [3] (0:12.35)	0:12.78 [3] (0:12.78)
Average Speed [km/h]	50.9	62.3	60.2	59.7	58.0	56.3
Top Speed [km/h]	64.7	64.6	61.7	60.8	60.1	57.4
Avg. Dist. to Rail [m]	2.0	1.3	1.1	1.1	1.3	2.1
Avg. Stride Freq. [Hz]	2.3	2.4	2.3	2.3	2.3	2.3
Avg. Stride Length [m]	6.1	7.3	7.2	7.1	6.9	6.8



- [] Ranking at each section and finish
- .-.- No data available at this section
- NA No data available



Horse/Jockey Name	First To Mars
Final Rank	5
Fastest Section Time (Section)	0:11.53 (1000m)
Top Speed [km/h] (Section)	63.8 (1000m)
Race State	Finished



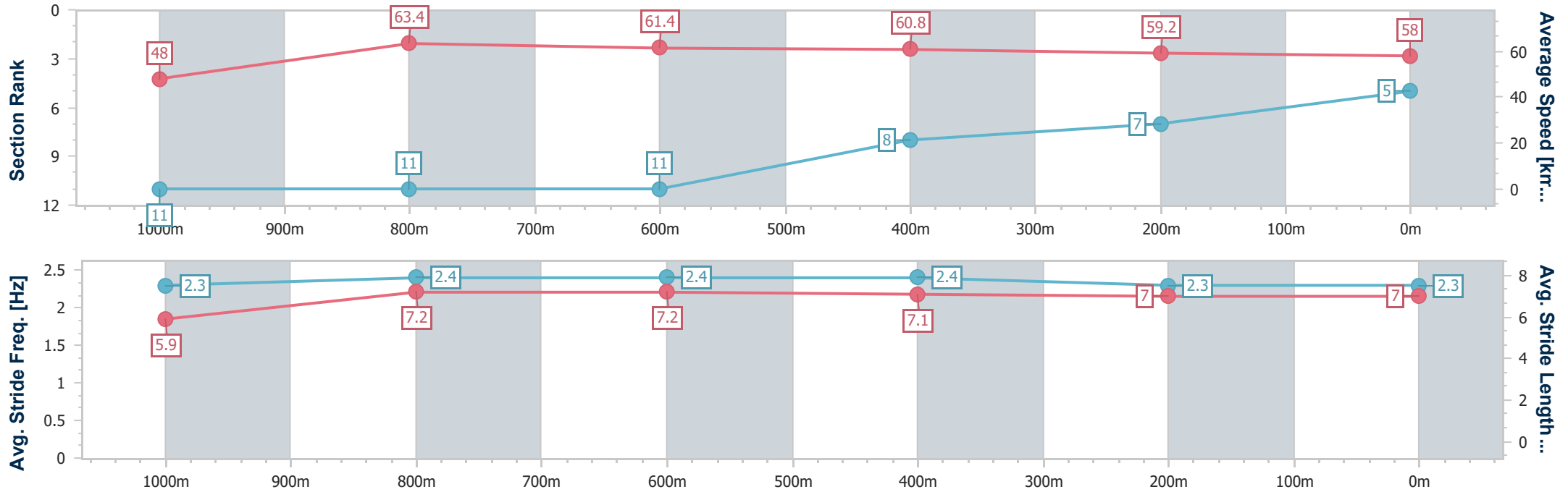
Toowoomba QLD Professional
Race 6: QUEENSLAND ELECTRICAL SOLUTIONS Maiden Plate
- 1200m



22 June 2024 - 19:51

Track Rating: Good 4 , Weather: Fine, Rail Position: +4m Entire

Section	Overall	1000m	800m	600m	400m	200m
Section Times	1:15.22 [5] (0:15.03)	1:00.19 [11] (0:11.53)	0:48.66 [11] (0:11.93)	0:36.73 [11] (0:12.03)	0:24.70 [8] (0:12.30)	0:12.40 [7] (0:12.40)
Average Speed [km/h]	48.0	63.4	61.4	60.8	59.2	58.0
Top Speed [km/h]	63.8	63.8	62.7	63.0	61.1	58.9
Avg. Dist. to Rail [m]	7.8	4.5	4.9	3.0	3.5	5.1
Avg. Stride Freq. [Hz]	2.3	2.4	2.4	2.4	2.3	2.3
Avg. Stride Length [m]	5.9	7.2	7.2	7.1	7.0	7.0



- [] Ranking at each section and finish
- .-.- No data available at this section
- NA No data available



Horse/Jockey Name	Cool Story
Final Rank	6
Fastest Section Time (Section)	0:11.61 (1000m)
Top Speed [km/h] (Section)	63.5 (Overall)
Race State	Finished



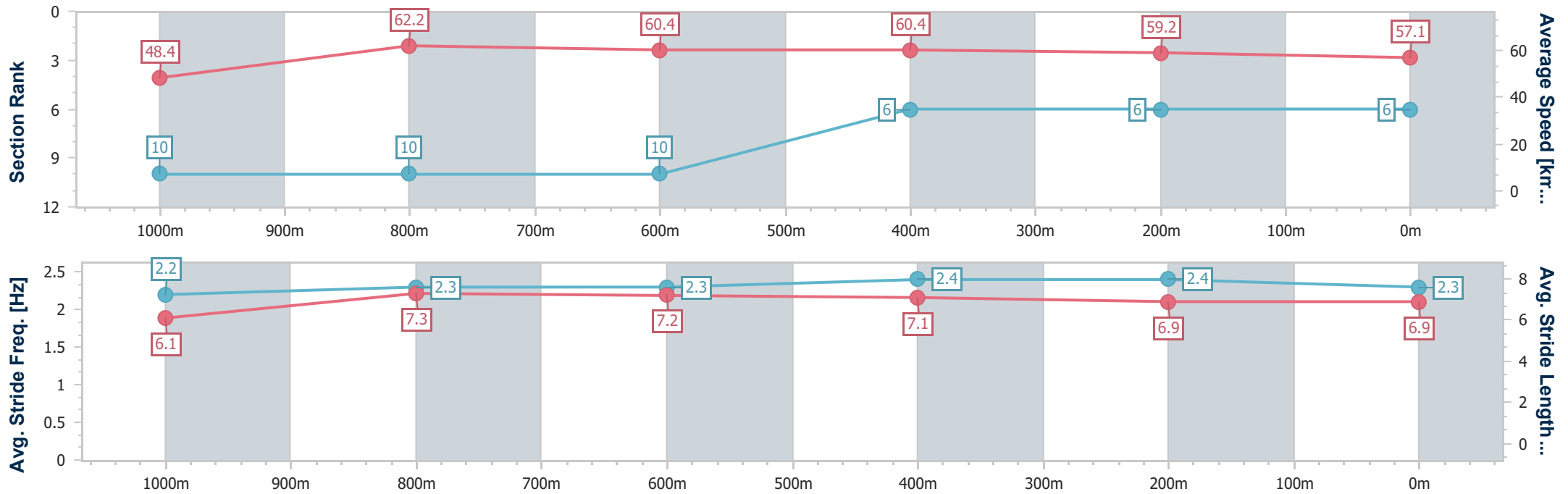
Toowoomba QLD Professional
Race 6: QUEENSLAND ELECTRICAL SOLUTIONS Maiden Plate
- 1200m



22 June 2024 - 19:51

Track Rating: Good 4 , Weather: Fine, Rail Position: +4m Entire

Section	Overall	1000m	800m	600m	400m	200m
Section Times	1:15.24 [6] (0:14.87)	1:00.37 [10] (0:11.61)	0:48.76 [10] (0:11.91)	0:36.85 [10] (0:12.00)	0:24.85 [6] (0:12.28)	0:12.57 [6] (0:12.57)
Average Speed [km/h]	48.4	62.2	60.4	60.4	59.2	57.1
Top Speed [km/h]	63.5	63.5	61.9	62.6	60.9	58.7
Avg. Dist. to Rail [m]	5.3	0.2	0.7	1.4	2.6	2.9
Avg. Stride Freq. [Hz]	2.2	2.3	2.3	2.4	2.4	2.3
Avg. Stride Length [m]	6.1	7.3	7.2	7.1	6.9	6.9



- [] Ranking at each section and finish
- .-.- No data available at this section
- NA No data available



Horse/Jockey Name	Shintaro Lass
Final Rank	7
Fastest Section Time (Section)	0:11.19 (1000m)
Top Speed [km/h] (Section)	67.8 (Overall)
Race State	Finished



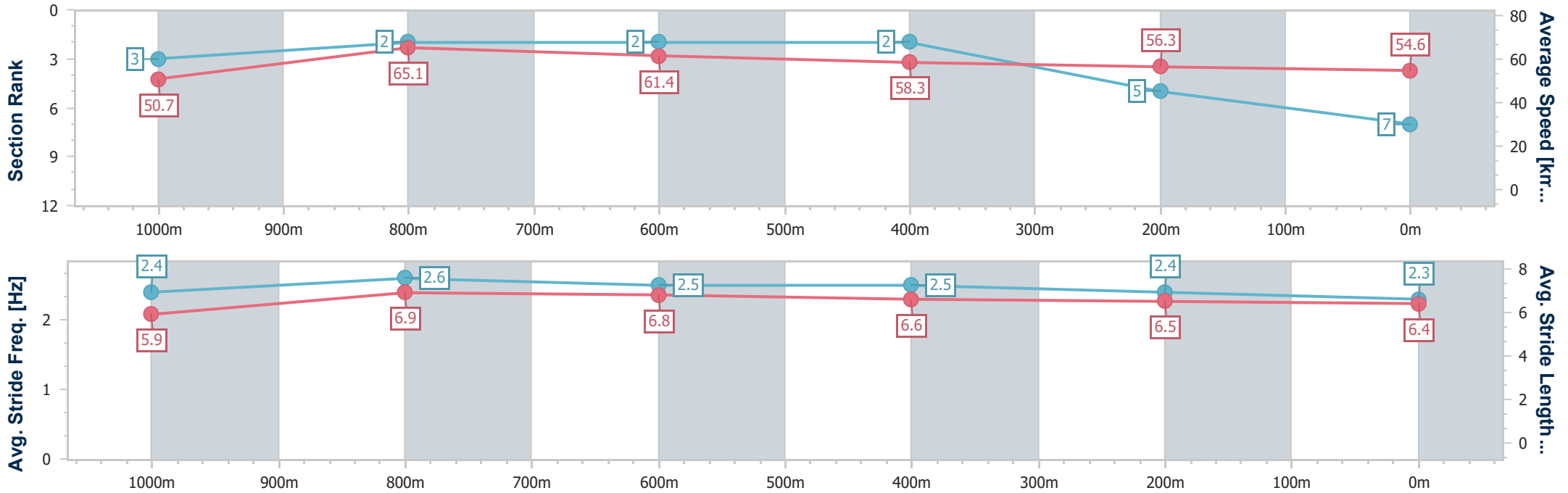
Toowoomba QLD Professional
Race 6: QUEENSLAND ELECTRICAL SOLUTIONS Maiden Plate
- 1200m



22 June 2024 - 19:51

Track Rating: Good 4 , Weather: Fine, Rail Position: +4m Entire

Section	Overall	1000m	800m	600m	400m	200m
Section Times	1:15.63 [7] (0:14.20)	1:01.43 [3] (0:11.19)	0:50.24 [2] (0:11.85)	0:38.39 [2] (0:12.44)	0:25.95 [2] (0:12.78)	0:13.17 [5] (0:13.17)
Average Speed [km/h]	50.7	65.1	61.4	58.3	56.3	54.6
Top Speed [km/h]	67.8	66.7	62.6	60.4	57.8	56.2
Avg. Dist. to Rail [m]	9.2	4.0	2.8	1.6	0.6	0.9
Avg. Stride Freq. [Hz]	2.4	2.6	2.5	2.5	2.4	2.3
Avg. Stride Length [m]	5.9	6.9	6.8	6.6	6.5	6.4



- [] Ranking at each section and finish
- .-.- No data available at this section
- NA No data available



Horse/Jockey Name	Lookin' Sharp
Final Rank	8
Fastest Section Time (Section)	0:11.59 (1000m)
Top Speed [km/h] (Section)	66.5 (Overall)
Race State	Finished



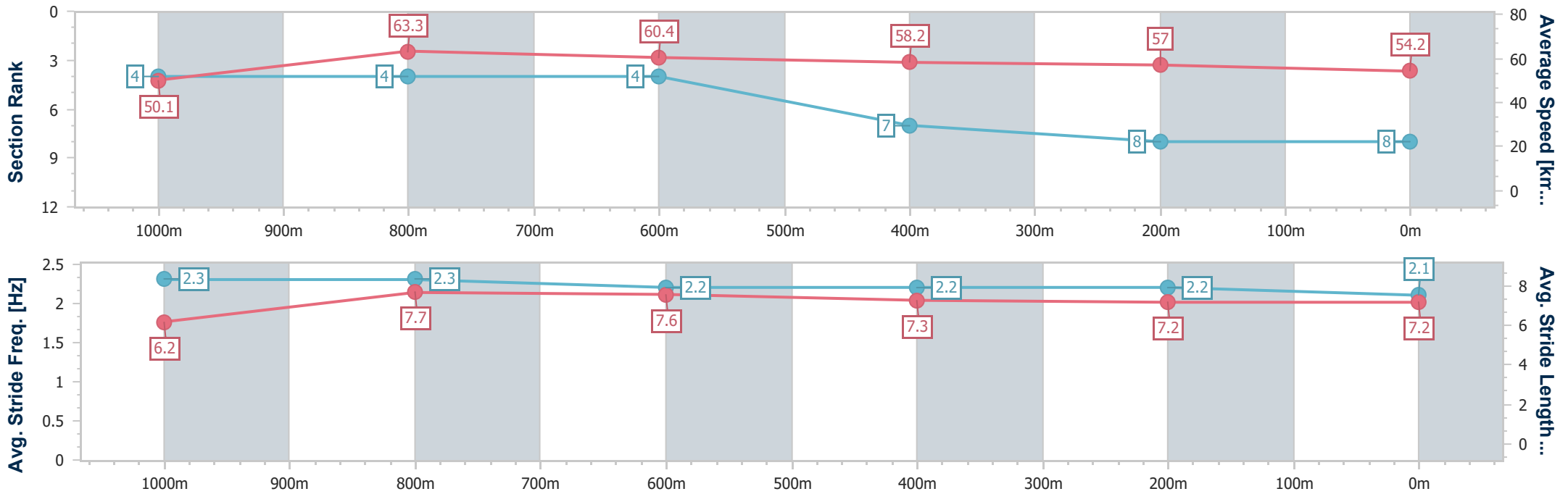
Toowoomba QLD Professional
Race 6: QUEENSLAND ELECTRICAL SOLUTIONS Maiden Plate
- 1200m



22 June 2024 - 19:51

Track Rating: Good 4 , Weather: Fine, Rail Position: +4m Entire

Section	Overall	1000m	800m	600m	400m	200m
Section Times	1:16.40 [8] (0:14.32)	1:02.08 [4] (0:11.59)	0:50.49 [4] (0:12.08)	0:38.41 [4] (0:12.45)	0:25.96 [7] (0:12.69)	0:13.27 [8] (0:13.27)
Average Speed [km/h]	50.1	63.3	60.4	58.2	57.0	54.2
Top Speed [km/h]	66.5	65.3	61.4	59.5	59.7	55.4
Avg. Dist. to Rail [m]	7.6	5.4	3.6	1.8	0.9	1.5
Avg. Stride Freq. [Hz]	2.3	2.3	2.2	2.2	2.2	2.1
Avg. Stride Length [m]	6.2	7.7	7.6	7.3	7.2	7.2



- [] Ranking at each section and finish
- .-.- No data available at this section
- NA No data available



Horse/Jockey Name	Two Time Girl
Final Rank	9
Fastest Section Time (Section)	0:11.81 (1000m)
Top Speed [km/h] (Section)	63.2 (Overall)
Race State	Finished



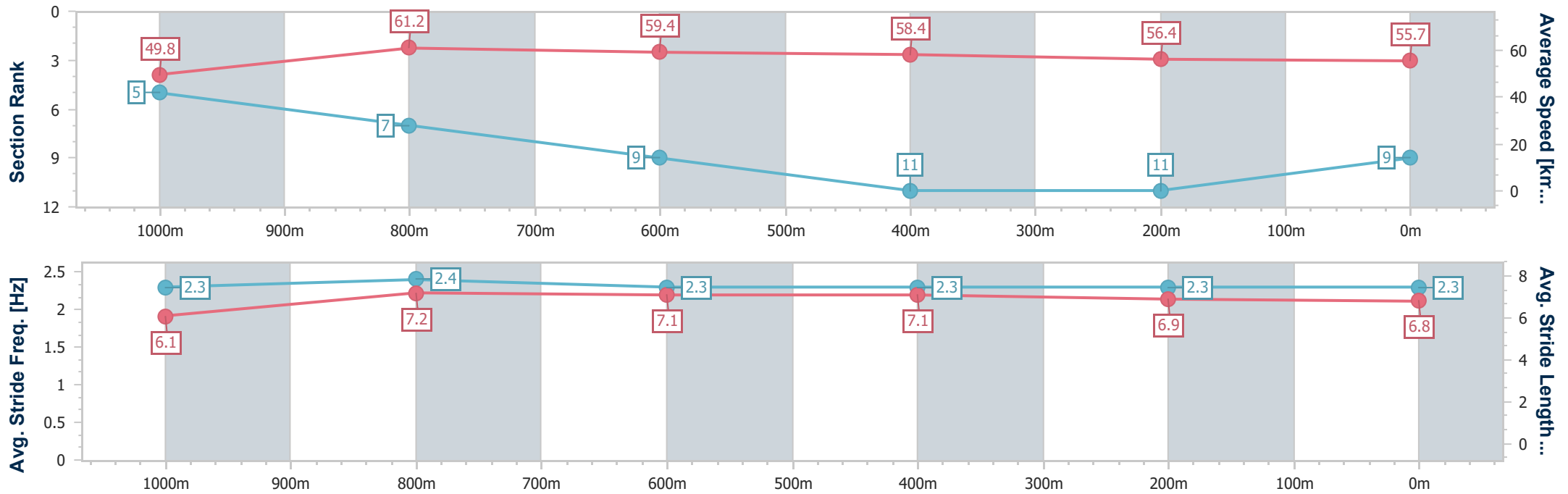
Toowoomba QLD Professional
Race 6: QUEENSLAND ELECTRICAL SOLUTIONS Maiden Plate
- 1200m



22 June 2024 - 19:51

Track Rating: Good 4 , Weather: Fine, Rail Position: +4m Entire

Section	Overall	1000m	800m	600m	400m	200m
Section Times	1:16.42 [9] (0:14.44)	1:01.98 [5] (0:11.81)	0:50.17 [7] (0:12.11)	0:38.06 [9] (0:12.36)	0:25.70 [11] (0:12.76)	0:12.94 [11] (0:12.94)
Average Speed [km/h]	49.8	61.2	59.4	58.4	56.4	55.7
Top Speed [km/h]	63.2	62.8	61.4	60.2	58.0	56.9
Avg. Dist. to Rail [m]	2.1	0.6	0.5	0.2	0.6	0.6
Avg. Stride Freq. [Hz]	2.3	2.4	2.3	2.3	2.3	2.3
Avg. Stride Length [m]	6.1	7.2	7.1	7.1	6.9	6.8



- [] Ranking at each section and finish
- .-.- No data available at this section
- NA No data available



Horse/Jockey Name	Dolly Disco
Final Rank	10
Fastest Section Time (Section)	0:11.76 (1000m)
Top Speed [km/h] (Section)	64.6 (Overall)
Race State	Finished



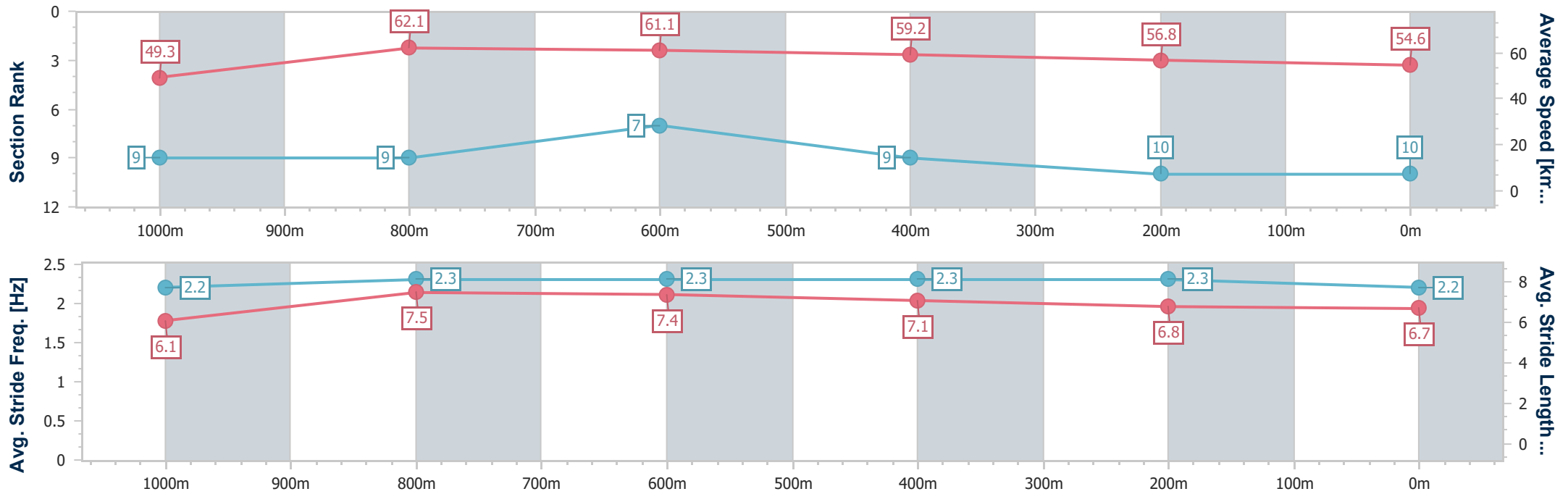
Toowoomba QLD Professional
Race 6: QUEENSLAND ELECTRICAL SOLUTIONS Maiden Plate
- 1200m



22 June 2024 - 19:51

Track Rating: Good 4 , Weather: Fine, Rail Position: +4m Entire

Section	Overall	1000m	800m	600m	400m	200m
Section Times	1:16.58 [10] (0:14.61)	1:01.97 [9] (0:11.76)	0:50.21 [9] (0:11.92)	0:38.29 [7] (0:12.31)	0:25.98 [9] (0:12.76)	0:13.22 [10] (0:13.22)
Average Speed [km/h]	49.3	62.1	61.1	59.2	56.8	54.6
Top Speed [km/h]	64.6	63.1	62.7	60.8	58.0	55.7
Avg. Dist. to Rail [m]	5.1	3.8	2.9	2.6	2.0	2.7
Avg. Stride Freq. [Hz]	2.2	2.3	2.3	2.3	2.3	2.2
Avg. Stride Length [m]	6.1	7.5	7.4	7.1	6.8	6.7



- [] Ranking at each section and finish
- .-.- No data available at this section
- NA No data available



Horse/Jockey Name	Duchess Marie
Final Rank	11
Fastest Section Time (Section)	0:11.76 (1000m)
Top Speed [km/h] (Section)	66.0 (Overall)
Race State	Finished



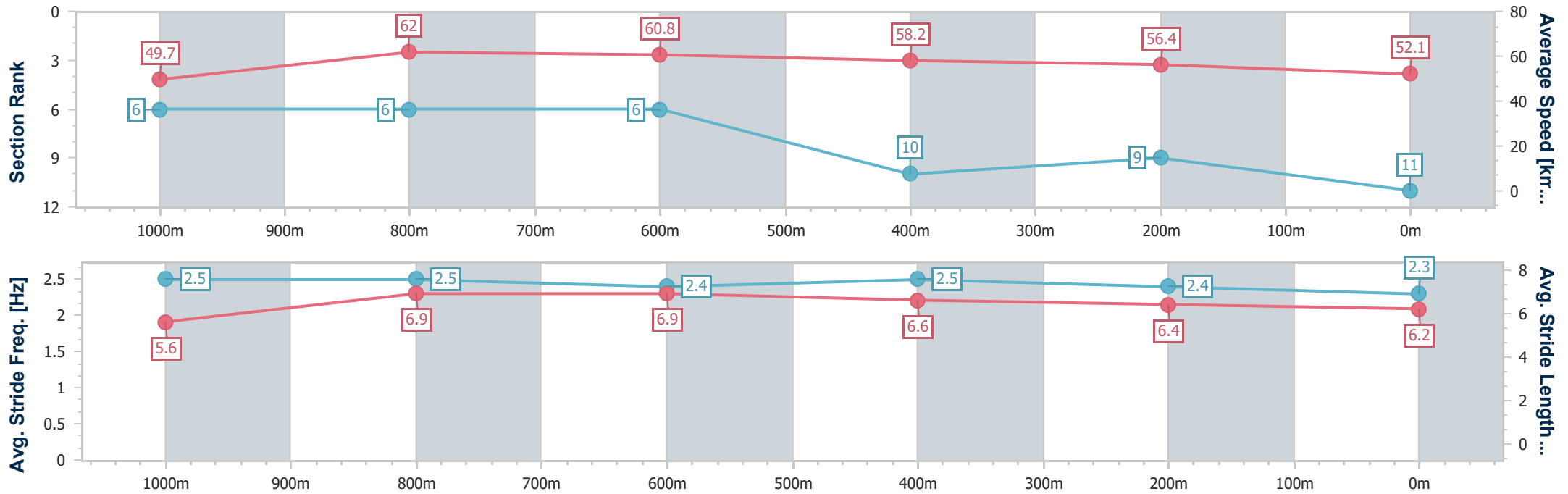
Toowoomba QLD Professional
Race 6: QUEENSLAND ELECTRICAL SOLUTIONS Maiden Plate - 1200m



22 June 2024 - 19:51

Track Rating: Good 4 , Weather: Fine, Rail Position: +4m Entire

Section	Overall	1000m	800m	600m	400m	200m
Section Times	1:17.14 [11] (0:14.49)	1:02.65 [6] (0:11.76)	0:50.89 [6] (0:11.92)	0:38.97 [6] (0:12.45)	0:26.52 [10] (0:12.69)	0:13.83 [9] (0:13.83)
Average Speed [km/h]	49.7	62.0	60.8	58.2	56.4	52.1
Top Speed [km/h]	66.0	64.2	62.2	60.7	58.6	55.0
Avg. Dist. to Rail [m]	6.0	3.3	1.0	1.2	0.9	0.5
Avg. Stride Freq. [Hz]	2.5	2.5	2.4	2.5	2.4	2.3
Avg. Stride Length [m]	5.6	6.9	6.9	6.6	6.4	6.2



- [] Ranking at each section and finish
- .-.- No data available at this section
- NA No data available



Toowoomba QLD Professional

Race 7: RDO EQUIPMENT QTIS Three-Year-Old Maiden Handicap - 1000m

22 June 2024 - 20:35



Track Rating: Good 4 , Weather: Fine , Rail Position: +4m Entire

Section		Overall	800m	600m	400m	200m	Last 600m					
Field Times		1:00.91 (0:13.93)	0:46.98 (0:10.86)	0:36.12 (0:11.58)	0:24.54 (0:12.02)	0:12.52 (0:12.52)	0:36.12					
Rank	TAB Horse/Jockey	Barrier	Top Speed [km/h]	Fastest Section	Margin			Distance Travelled [m]				
1	1 CHABOOM Emily Lang	5	69.2 Overall	0:10.86 800m	1:00.91 [1] (0:13.93)	0:46.98 [1] (0:10.86)	0:36.12 [1] (0:11.58)	0:24.54 [1] (0:12.02)	0:12.52 [1] (0:12.52)	1:00.91	0:36.12	
2	8 KEYBOARD Karl Zechner	4	66.6 800m	0:10.97 800m	1:01.02 [2] (0:14.09)	0:46.93 [2] (0:10.97)	0:35.96 [3] (0:11.47)	0:24.49 [2] (0:11.88)	0:12.61 [2] (0:12.61)	0.5L	0:35.96	+0
3	4 WANT TO BE PROUD Montanna Savva	2	67.8 800m	0:11.05 800m	1:01.32 [3] (0:14.20)	0:47.12 [3] (0:11.05)	0:36.07 [4] (0:11.58)	0:24.49 [4] (0:12.01)	0:12.48 [4] (0:12.48)	2.3L	0:36.07	+1
4	7 OUTTA BEAUTY Dan McGillivray	6	66.2 800m	0:11.06 800m	1:01.36 [4] (0:14.56)	0:46.80 [8] (0:11.06)	0:35.74 [8] (0:11.48)	0:24.26 [8] (0:11.87)	0:12.39 [6] (0:12.39)	2.5L	0:35.74	+4
5	6 LOVE TO ALL Dylan Bennett	1	66.8 Overall	0:11.17 800m	1:01.39 [5] (0:14.37)	0:47.02 [6] (0:11.17)	0:35.85 [7] (0:11.44)	0:24.41 [7] (0:11.96)	0:12.45 [5] (0:12.45)	2.7L	0:35.85	-1
6	5 SPIKED Alisha Donald	3	68.9 Overall	0:10.79 800m	1:01.50 [6] (0:14.25)	0:47.25 [4] (0:10.79)	0:36.46 [2] (0:11.51)	0:24.95 [3] (0:11.91)	0:13.04 [3] (0:13.04)	3.2L	0:36.46	-3
7	3 DATA LEAK Kenji Yoshida	7	68.2 Overall	0:10.96 800m	1:02.20 [7] (0:14.40)	0:47.80 [7] (0:10.96)	0:36.84 [6] (0:11.59)	0:25.25 [5] (0:12.19)	0:13.06 [7] (0:13.06)	7.2L	0:36.84	+3
8	2 MY SICADA Luke Tarrant	8	67.8 Overall	0:10.96 800m	1:03.24 [8] (0:14.33)	0:48.91 [5] (0:10.96)	0:37.95 [5] (0:11.69)	0:26.26 [6] (0:12.28)	0:13.98 [8] (0:13.98)	13.2L	0:37.95	+5



Horse/Jockey Name	Chaboom
Final Rank	1
Fastest Section Time (Section)	0:10.86 (800m)
Top Speed [km/h] (Section)	69.2 (Overall)
Race State	Finished

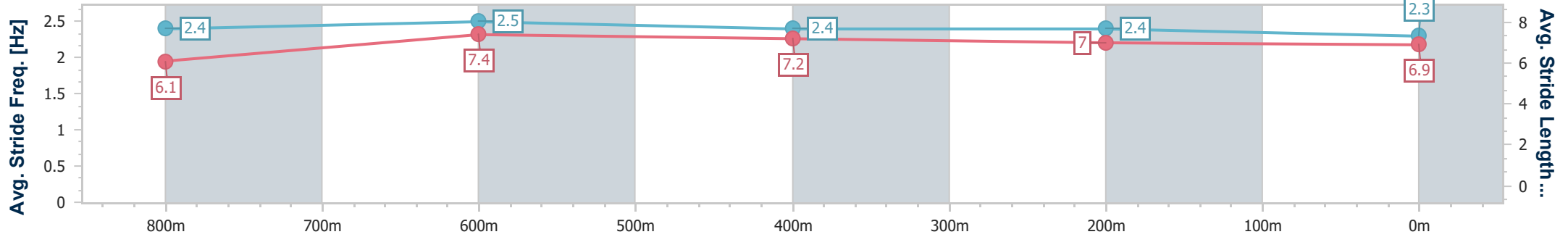
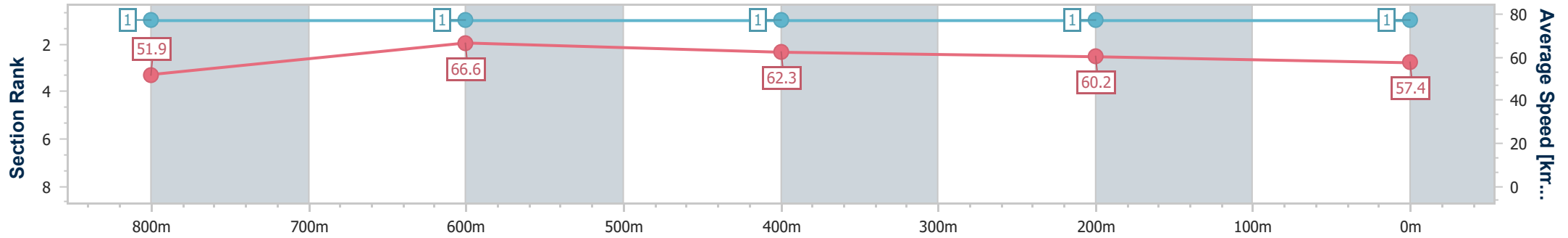


Toowoomba QLD Professional
 Race 7: RDO EQUIPMENT QTIS Three-Year-Old Maiden Handicap - 1000m
 22 June 2024 - 20:35



Track Rating: Good 4 , Weather: Fine , Rail Position: +4m Entire

Section	Overall	800m	600m	400m	200m
Section Times	1:00.91 [1] (0:13.93)	0:46.98 [1] (0:10.86)	0:36.12 [1] (0:11.58)	0:24.54 [1] (0:12.02)	0:12.52 [1] (0:12.52)
Average Speed [km/h]	51.9	66.6	62.3	60.2	57.4
Top Speed [km/h]	69.2	68.8	65.0	61.4	59.2
Avg. Dist. to Rail [m]	2.3	0.6	0.9	1.2	0.7
Avg. Stride Freq. [Hz]	2.4	2.5	2.4	2.4	2.3
Avg. Stride Length [m]	6.1	7.4	7.2	7.0	6.9



- [] Ranking at each section and finish
- .-.- No data available at this section
- NA No data available



Horse/Jockey Name	Keyboard
Final Rank	2
Fastest Section Time (Section)	0:10.97 (800m)
Top Speed [km/h] (Section)	66.6 (800m)
Race State	Finished

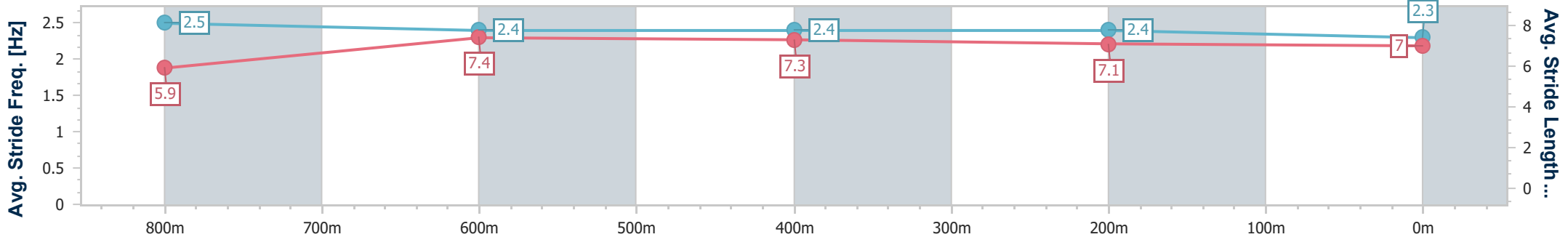
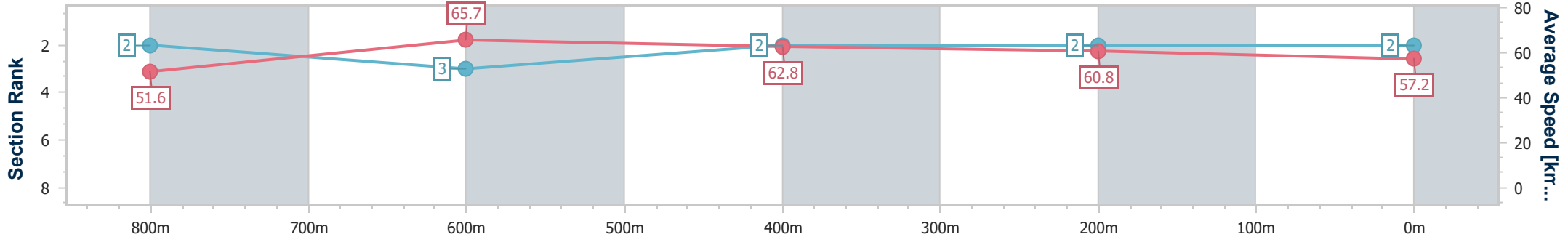


Toowoomba QLD Professional
 Race 7: RDO EQUIPMENT QTIS Three-Year-Old Maiden
 Handicap - 1000m
 22 June 2024 - 20:35



Track Rating: Good 4 , Weather: Fine , Rail Position: +4m Entire

Section	Overall	800m	600m	400m	200m
Section Times	1:01.02 [2] (0:14.09)	0:46.93 [2] (0:10.97)	0:35.96 [3] (0:11.47)	0:24.49 [2] (0:11.88)	0:12.61 [2] (0:12.61)
Average Speed [km/h]	51.6	65.7	62.8	60.8	57.2
Top Speed [km/h]	66.2	66.6	64.7	62.3	59.8
Avg. Dist. to Rail [m]	4.1	0.6	0.5	0.7	1.7
Avg. Stride Freq. [Hz]	2.5	2.4	2.4	2.4	2.3
Avg. Stride Length [m]	5.9	7.4	7.3	7.1	7.0



- [] Ranking at each section and finish
- .-.- No data available at this section
- NA No data available



Horse/Jockey Name	Want To Be Proud
Final Rank	3
Fastest Section Time (Section)	0:11.05 (800m)
Top Speed [km/h] (Section)	67.8 (800m)
Race State	Finished

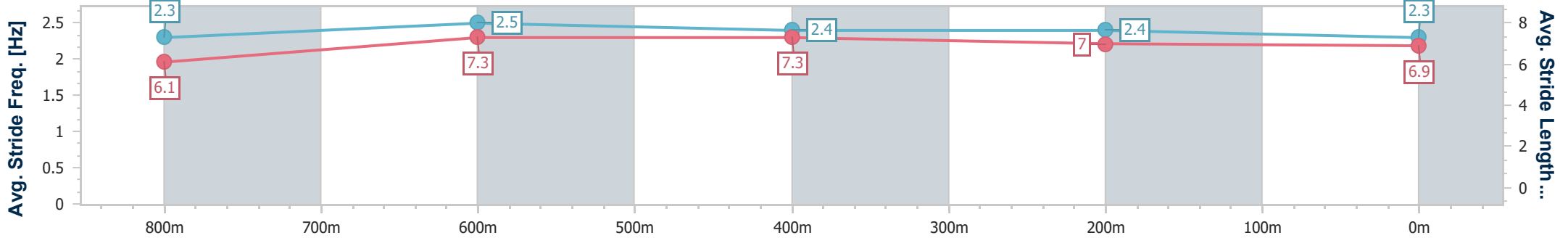
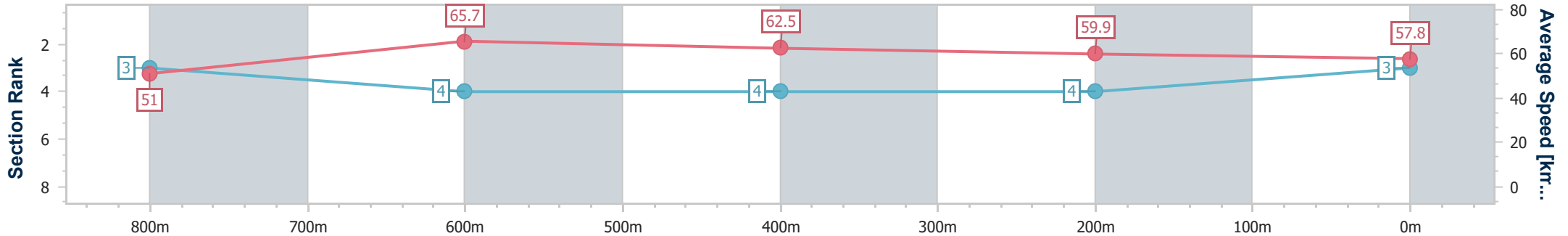


Toowoomba QLD Professional
 Race 7: RDO EQUIPMENT QTIS Three-Year-Old Maiden Handicap - 1000m
 22 June 2024 - 20:35



Track Rating: Good 4 , Weather: Fine , Rail Position: +4m Entire

Section	Overall	800m	600m	400m	200m
Section Times	1:01.32 [3] (0:14.20)	0:47.12 [3] (0:11.05)	0:36.07 [4] (0:11.58)	0:24.49 [4] (0:12.01)	0:12.48 [4] (0:12.48)
Average Speed [km/h]	51.0	65.7	62.5	59.9	57.8
Top Speed [km/h]	67.0	67.8	64.8	61.3	58.9
Avg. Dist. to Rail [m]	2.9	2.6	0.8	0.3	2.4
Avg. Stride Freq. [Hz]	2.3	2.5	2.4	2.4	2.3
Avg. Stride Length [m]	6.1	7.3	7.3	7.0	6.9



- [] Ranking at each section and finish
- .-.- No data available at this section
- NA No data available



Horse/Jockey Name	Outta Beauty
Final Rank	4
Fastest Section Time (Section)	0:11.06 (800m)
Top Speed [km/h] (Section)	66.2 (800m)
Race State	Finished

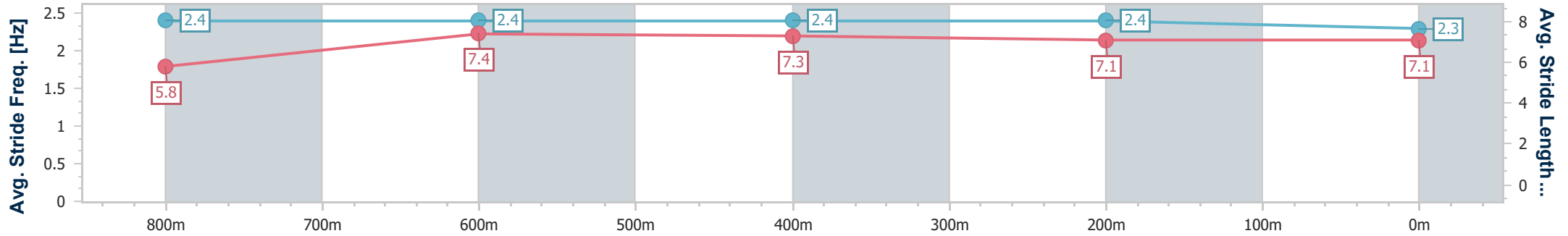
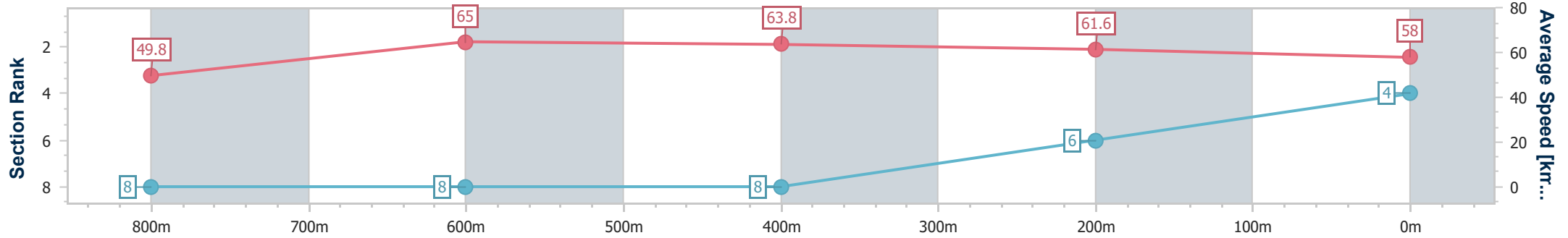


Toowoomba QLD Professional
 Race 7: RDO EQUIPMENT QTIS Three-Year-Old Maiden
 Handicap - 1000m
 22 June 2024 - 20:35



Track Rating: Good 4 , Weather: Fine , Rail Position: +4m Entire

Section	Overall	800m	600m	400m	200m
Section Times	1:01.36 [4] (0:14.56)	0:46.80 [8] (0:11.06)	0:35.74 [8] (0:11.48)	0:24.26 [8] (0:11.87)	0:12.39 [6] (0:12.39)
Average Speed [km/h]	49.8	65.0	63.8	61.6	58.0
Top Speed [km/h]	65.7	66.2	65.5	62.3	60.6
Avg. Dist. to Rail [m]	4.2	1.0	2.7	4.7	5.3
Avg. Stride Freq. [Hz]	2.4	2.4	2.4	2.4	2.3
Avg. Stride Length [m]	5.8	7.4	7.3	7.1	7.1



- [] Ranking at each section and finish
- .-.- No data available at this section
- NA No data available



Horse/Jockey Name	Love To All
Final Rank	5
Fastest Section Time (Section)	0:11.17 (800m)
Top Speed [km/h] (Section)	66.8 (Overall)
Race State	Finished

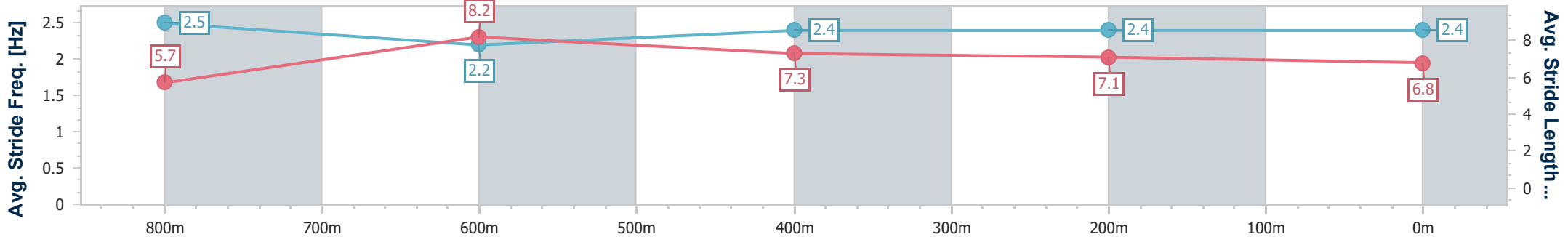
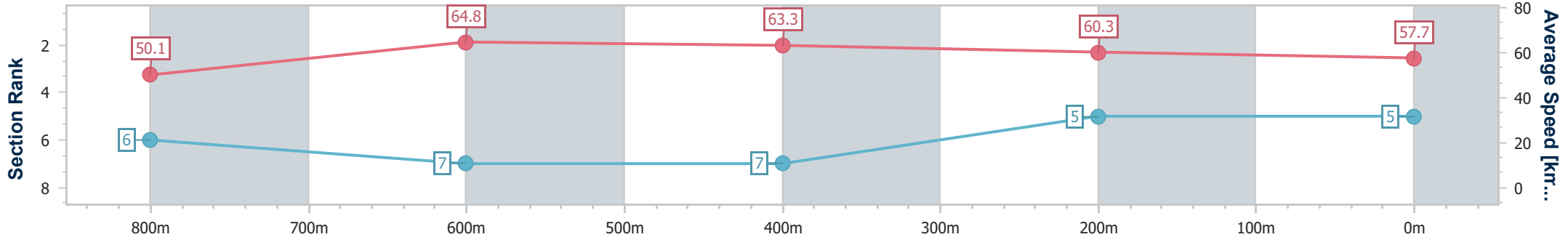


Toowoomba QLD Professional
 Race 7: RDO EQUIPMENT QTIS Three-Year-Old Maiden Handicap - 1000m
 22 June 2024 - 20:35



Track Rating: Good 4 , Weather: Fine , Rail Position: +4m Entire

Section	Overall	800m	600m	400m	200m
Section Times	1:01.39 [5] (0:14.37)	0:47.02 [6] (0:11.17)	0:35.85 [7] (0:11.44)	0:24.41 [7] (0:11.96)	0:12.45 [5] (0:12.45)
Average Speed [km/h]	50.1	64.8	63.3	60.3	57.7
Top Speed [km/h]	66.8	65.2	64.3	61.4	59.6
Avg. Dist. to Rail [m]	1.2	0.8	1.2	0.2	1.5
Avg. Stride Freq. [Hz]	2.5	2.2	2.4	2.4	2.4
Avg. Stride Length [m]	5.7	8.2	7.3	7.1	6.8



- [] Ranking at each section and finish
- .-.- No data available at this section
- NA No data available



Horse/Jockey Name	Spiked
Final Rank	6
Fastest Section Time (Section)	0:10.79 (800m)
Top Speed [km/h] (Section)	68.9 (Overall)
Race State	Finished

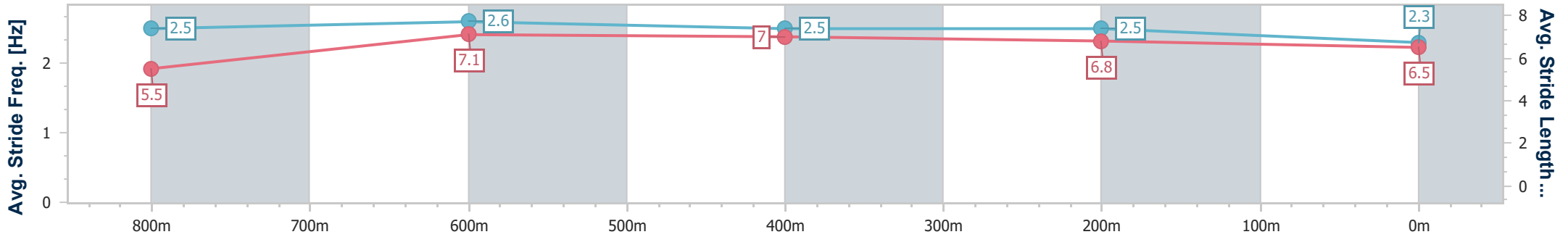
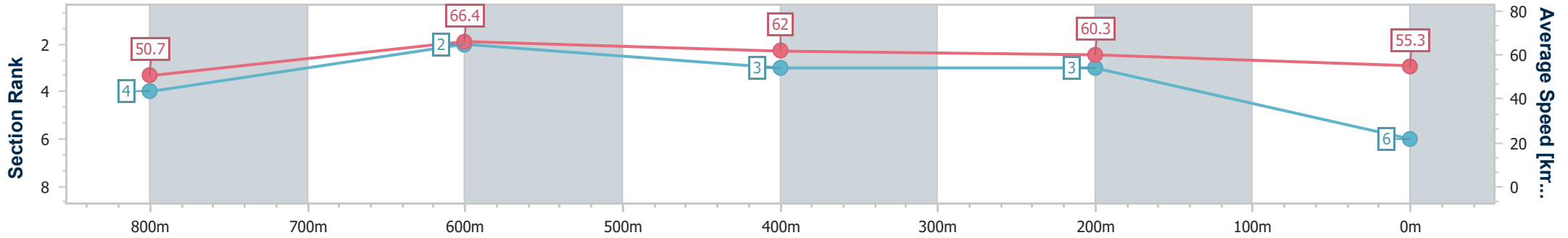


Toowoomba QLD Professional
 Race 7: RDO EQUIPMENT QTIS Three-Year-Old Maiden
 Handicap - 1000m
 22 June 2024 - 20:35



Track Rating: Good 4 , Weather: Fine , Rail Position: +4m Entire

Section	Overall	800m	600m	400m	200m
Section Times	1:01.50 [6] (0:14.25)	0:47.25 [4] (0:10.79)	0:36.46 [2] (0:11.51)	0:24.95 [3] (0:11.91)	0:13.04 [3] (0:13.04)
Average Speed [km/h]	50.7	66.4	62.0	60.3	55.3
Top Speed [km/h]	68.9	68.5	65.0	62.3	57.3
Avg. Dist. to Rail [m]	4.1	1.6	1.2	0.7	1.2
Avg. Stride Freq. [Hz]	2.5	2.6	2.5	2.5	2.3
Avg. Stride Length [m]	5.5	7.1	7.0	6.8	6.5



- [] Ranking at each section and finish
- .-.- No data available at this section
- NA No data available



Horse/Jockey Name	Data Leak
Final Rank	7
Fastest Section Time (Section)	0:10.96 (800m)
Top Speed [km/h] (Section)	68.2 (Overall)
Race State	Finished

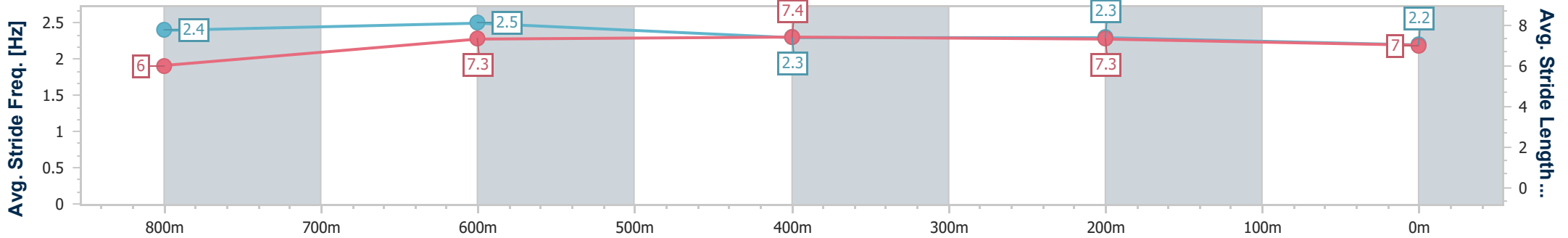
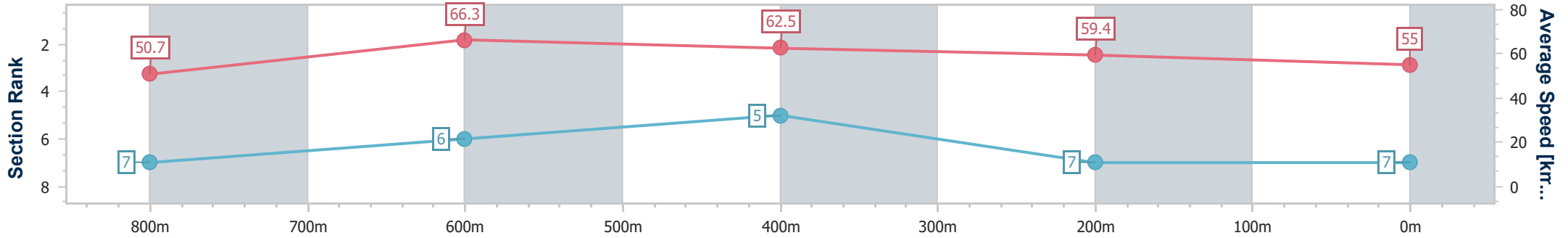


Toowoomba QLD Professional
 Race 7: RDO EQUIPMENT QTIS Three-Year-Old Maiden Handicap - 1000m
 22 June 2024 - 20:35



Track Rating: Good 4 , Weather: Fine , Rail Position: +4m Entire

Section	Overall	800m	600m	400m	200m
Section Times	1:02.20 [7] (0:14.40)	0:47.80 [7] (0:10.96)	0:36.84 [6] (0:11.59)	0:25.25 [5] (0:12.19)	0:13.06 [7] (0:13.06)
Average Speed [km/h]	50.7	66.3	62.5	59.4	55.0
Top Speed [km/h]	68.2	68.2	65.9	60.1	57.8
Avg. Dist. to Rail [m]	7.6	2.9	1.7	1.4	3.0
Avg. Stride Freq. [Hz]	2.4	2.5	2.3	2.3	2.2
Avg. Stride Length [m]	6.0	7.3	7.4	7.3	7.0



- [] Ranking at each section and finish
- .-.- No data available at this section
- NA No data available



Horse/Jockey Name	My Sicada
Final Rank	8
Fastest Section Time (Section)	0:10.96 (800m)
Top Speed [km/h] (Section)	67.8 (Overall)
Race State	Finished

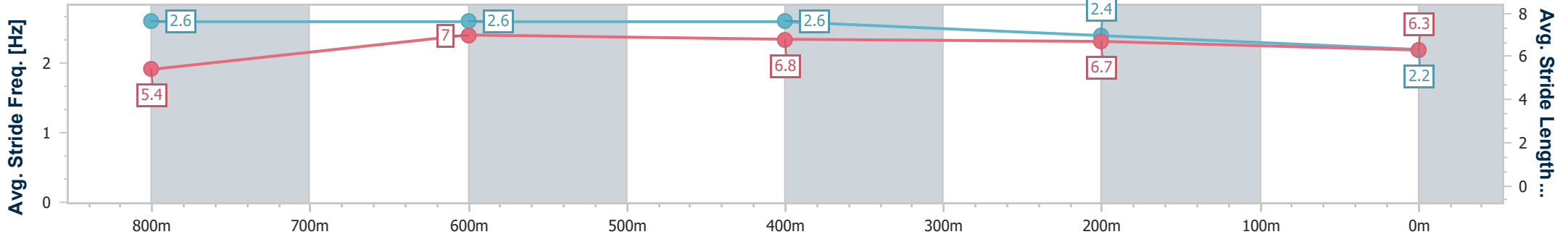
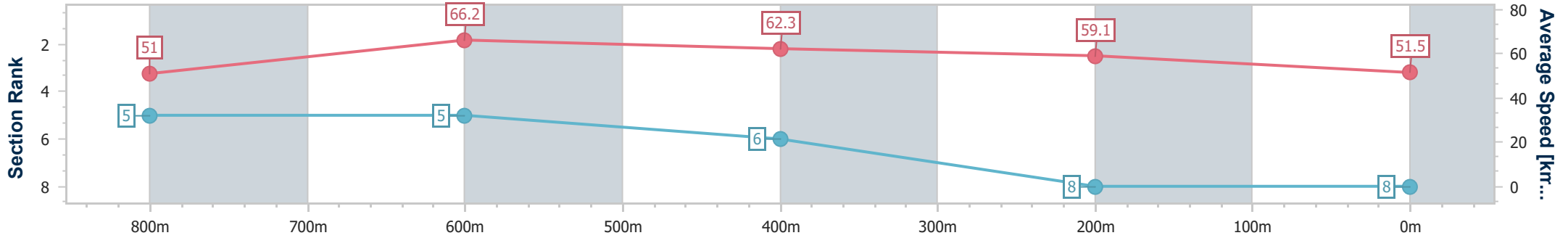


Toowoomba QLD Professional
 Race 7: RDO EQUIPMENT QTIS Three-Year-Old Maiden
 Handicap - 1000m
 22 June 2024 - 20:35



Track Rating: Good 4 , Weather: Fine , Rail Position: +4m Entire

Section	Overall	800m	600m	400m	200m
Section Times	1:03.24 [8] (0:14.33)	0:48.91 [5] (0:10.96)	0:37.95 [5] (0:11.69)	0:26.26 [6] (0:12.28)	0:13.98 [8] (0:13.98)
Average Speed [km/h]	51.0	66.2	62.3	59.1	51.5
Top Speed [km/h]	67.8	67.7	64.9	60.2	57.7
Avg. Dist. to Rail [m]	8.4	2.8	2.3	2.5	3.0
Avg. Stride Freq. [Hz]	2.6	2.6	2.6	2.4	2.2
Avg. Stride Length [m]	5.4	7.0	6.8	6.7	6.3



- [] Ranking at each section and finish
- .-.- No data available at this section
- NA No data available