



Aquis Park Gold Coast Poly QLD Professional

Race 3: HUME DOORS Class 1 Handicap - 1050m

22 June 2024 - 13:46



Track Rating: Synthetic, Weather: Overcast, Rail Position: True

Section													Last 600m	
Field Times		Overall	1000m	800m	600m	400m	200m						0:33.22	
		0:59.94 (0:04.98)	0:54.96 (0:10.92)	0:44.04 (0:10.82)	0:33.22 (0:10.85)	0:22.37 (0:11.03)	0:11.34 (0:11.34)							
Rank	TAB	Horse/Jockey	Barrier	Top Speed [km/h]	Fastest Section	Overall	1000m	800m	600m	400m	200m	Margin	Distance Travelled [m]	
1	1	ENFLAMED Madeleine Wishart	2	67.8	0:04.98	0:59.94 [1] (0:04.98)	0:54.96 [2] (0:10.92)	0:44.04 [1] (0:10.82)	0:33.22 [1] (0:10.85)	0:22.37 [1] (0:11.03)	0:11.34 [1] (0:11.34)	0:59.94	0:33.22	
2	10	VELVET Cody Collis	6	68.6	0:04.98	1:00.26 [2] (0:04.98)	0:55.28 [1] (0:11.11)	0:44.17 [2] (0:10.87)	0:33.30 [2] (0:10.84)	0:22.46 [2] (0:11.10)	0:11.36 [2] (0:11.36)	1.8L	0:33.30 +3	
3	7	LUTON HOO Micheal Hellyer	4	68.4	0:05.18	1:00.28 [3] (0:05.18)	0:55.10 [5] (0:11.10)	0:44.00 [4] (0:10.89)	0:33.11 [4] (0:10.85)	0:22.26 [4] (0:11.04)	0:11.22 [3] (0:11.22)	1.9L	0:33.11 +3	
4	3	MATTE BLACK Jai Williams	8	68.3	0:05.17	1:00.54 [4] (0:05.17)	0:55.37 [4] (0:11.38)	0:43.99 [6] (0:10.78)	0:33.21 [5] (0:10.88)	0:22.33 [5] (0:11.11)	0:11.22 [4] (0:11.22)	3.4L	0:33.21 +4	
5	5	FIRST PERSON Jag Guthmann-Chester	7	68.0	0:05.20	1:00.66 [5] (0:05.20)	0:55.46 [6] (0:11.24)	0:44.22 [5] (0:10.90)	0:33.32 [6] (0:10.95)	0:22.37 [6] (0:11.11)	0:11.26 [6] (0:11.26)	3.9L	0:33.32 +9	
6	2	HER EXPENSE Noel Callow	1	68.9	0:05.15	1:01.05 [6] (0:05.15)	0:55.90 [3] (0:11.03)	0:44.87 [3] (0:10.89)	0:33.98 [3] (0:10.95)	0:23.03 [3] (0:11.31)	0:11.72 [5] (0:11.72)	5.9L	0:33.98 +3	
7	6	WARRIOR JACK Corey Sutherland	5	69.5	0:05.48	1:01.15 [7] (0:05.48)	0:55.67 [7] (0:11.50)	0:44.17 [7] (0:10.67)	0:33.50 [7] (0:10.87)	0:22.63 [7] (0:11.22)	0:11.41 [7] (0:11.41)	6.4L	0:33.50 +3	
8	9	EVERLAST Girish Goomany	10	69.3	0:05.54	1:01.41 [8] (0:05.54)	0:55.87 [8] (0:11.52)	0:44.35 [8] (0:10.84)	0:33.51 [9] (0:11.16)	0:22.35 [9] (0:11.14)	0:11.21 [9] (0:11.21)	7.9L	0:33.51 +14	
9	8	CAPTAIN ARTIE Jason Taylor	3	69.1	0:05.88	1:01.73 [9] (0:05.88)	0:55.85 [9] (0:11.26)	0:44.59 [9] (0:10.60)	0:33.99 [8] (0:11.04)	0:22.95 [8] (0:11.32)	0:11.63 [8] (0:11.63)	9.7L	0:33.99 +7	

Scratched: Targeted (#4)

[] Ranking at each section and finish
 -:-:- No data available at this section
 NA No data available

SCN Saddle cloth number
 DNF Did not finish
 DNT Did not track



Horse/Jockey Name	Enflamed
Final Rank	1
Fastest Section Time (Section)	0:04.98 (Overall)
Top Speed [km/h] (Section)	67.8 (1000m)
Race State	Finished



Aquis Park Gold Coast Poly QLD Professional

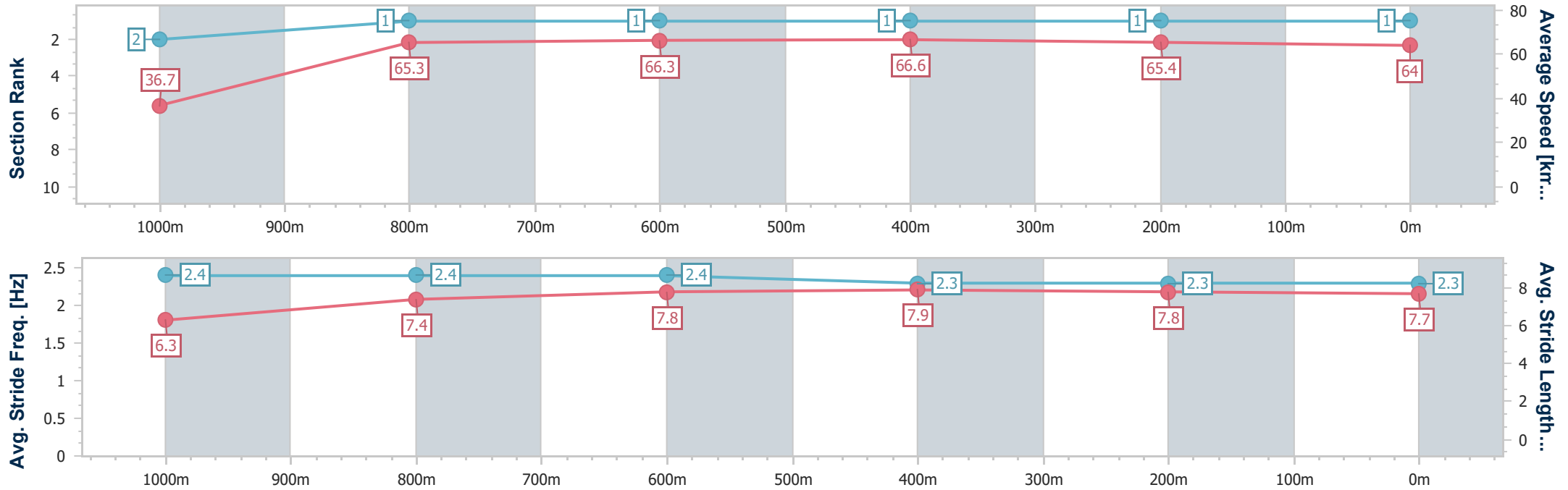
Race 3: HUME DOORS Class 1 Handicap - 1050m

22 June 2024 - 13:46

Track Rating: Synthetic, Weather: Overcast, Rail Position: True



Section	Overall	1000m	800m	600m	400m	200m
Section Times	0:59.94 [1] (0:04.98)	0:54.96 [2] (0:10.92)	0:44.04 [1] (0:10.82)	0:33.22 [1] (0:10.85)	0:22.37 [1] (0:11.03)	0:11.34 [1] (0:11.34)
Average Speed [km/h]	36.7	65.3	66.3	66.6	65.4	64.0
Top Speed [km/h]	58.2	67.8	67.1	67.8	66.5	65.8
Avg. Dist. to Rail [m]	0.8	1.5	1.4	1.0	2.0	2.9
Avg. Stride Freq. [Hz]	2.4	2.4	2.4	2.3	2.3	2.3
Avg. Stride Length [m]	6.3	7.4	7.8	7.9	7.8	7.7



- [] Ranking at each section and finish
- .-.- No data available at this section
- NA No data available



Horse/Jockey Name	Velvet
Final Rank	2
Fastest Section Time (Section)	0:04.98 (Overall)
Top Speed [km/h] (Section)	68.6 (600m)
Race State	Finished



Aquis Park Gold Coast Poly QLD Professional

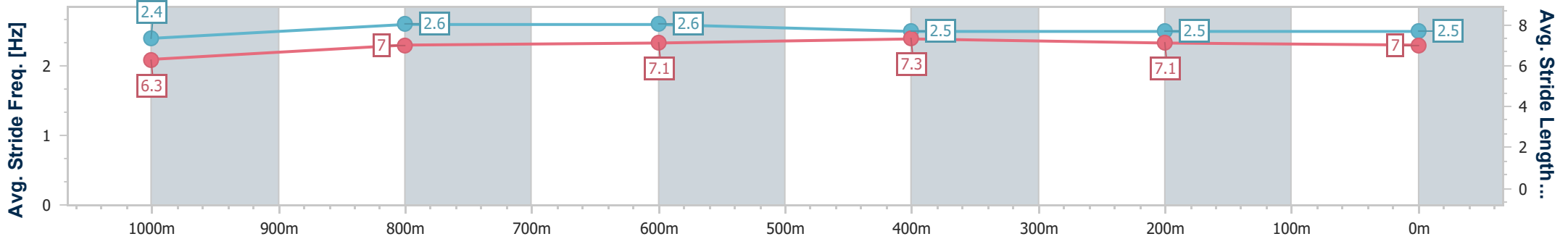
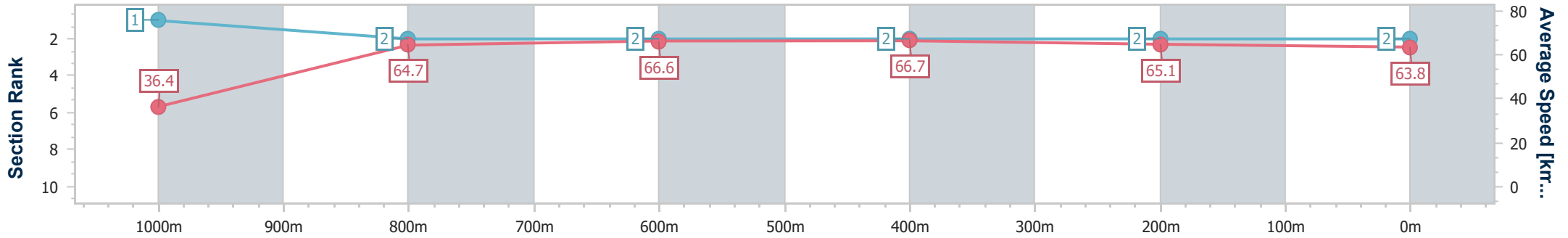
Race 3: HUME DOORS Class 1 Handicap - 1050m

22 June 2024 - 13:46

Track Rating: Synthetic, Weather: Overcast, Rail Position: True



Section	Overall	1000m	800m	600m	400m	200m
Section Times	1:00.26 [2] (0:04.98)	0:55.28 [1] (0:11.11)	0:44.17 [2] (0:10.87)	0:33.30 [2] (0:10.84)	0:22.46 [2] (0:11.10)	0:11.36 [2] (0:11.36)
Average Speed [km/h]	36.4	64.7	66.6	66.7	65.1	63.8
Top Speed [km/h]	56.9	67.6	67.1	68.6	65.7	64.6
Avg. Dist. to Rail [m]	3.7	1.1	0.7	0.9	3.3	5.2
Avg. Stride Freq. [Hz]	2.4	2.6	2.6	2.5	2.5	2.5
Avg. Stride Length [m]	6.3	7.0	7.1	7.3	7.1	7.0



- [] Ranking at each section and finish
- .-.- No data available at this section
- NA No data available



Horse/Jockey Name	Luton Hoo
Final Rank	3
Fastest Section Time (Section)	0:05.18 (Overall)
Top Speed [km/h] (Section)	68.4 (600m)
Race State	Finished



Aquis Park Gold Coast Poly QLD Professional

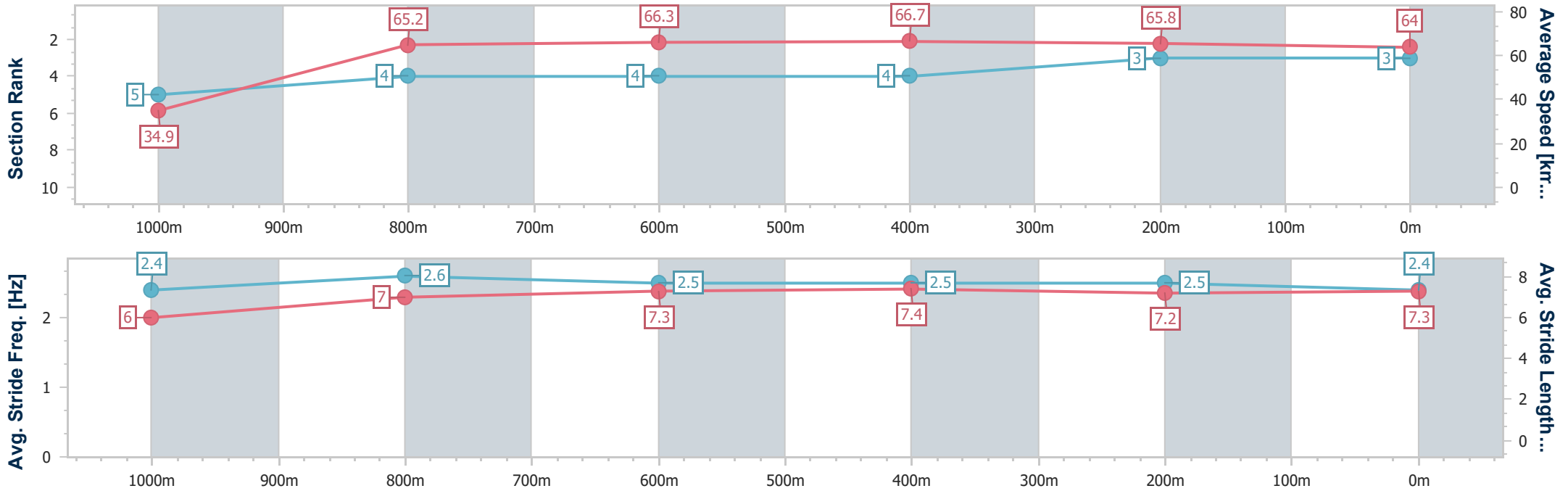
Race 3: HUME DOORS Class 1 Handicap - 1050m

22 June 2024 - 13:46

Track Rating: Synthetic, Weather: Overcast, Rail Position: True



Section	Overall	1000m	800m	600m	400m	200m
Section Times	1:00.28 [3] (0:05.18)	0:55.10 [5] (0:11.10)	0:44.00 [4] (0:10.89)	0:33.11 [4] (0:10.85)	0:22.26 [4] (0:11.04)	0:11.22 [3] (0:11.22)
Average Speed [km/h]	34.9	65.2	66.3	66.7	65.8	64.0
Top Speed [km/h]	56.7	67.3	67.0	68.4	66.4	65.6
Avg. Dist. to Rail [m]	1.8	1.2	0.9	1.4	4.4	6.0
Avg. Stride Freq. [Hz]	2.4	2.6	2.5	2.5	2.5	2.4
Avg. Stride Length [m]	6.0	7.0	7.3	7.4	7.2	7.3



- [] Ranking at each section and finish
- .-.- No data available at this section
- NA No data available



Horse/Jockey Name	Matte Black
Final Rank	4
Fastest Section Time (Section)	0:05.17 (Overall)
Top Speed [km/h] (Section)	68.3 (600m)
Race State	Finished



Aquis Park Gold Coast Poly QLD Professional

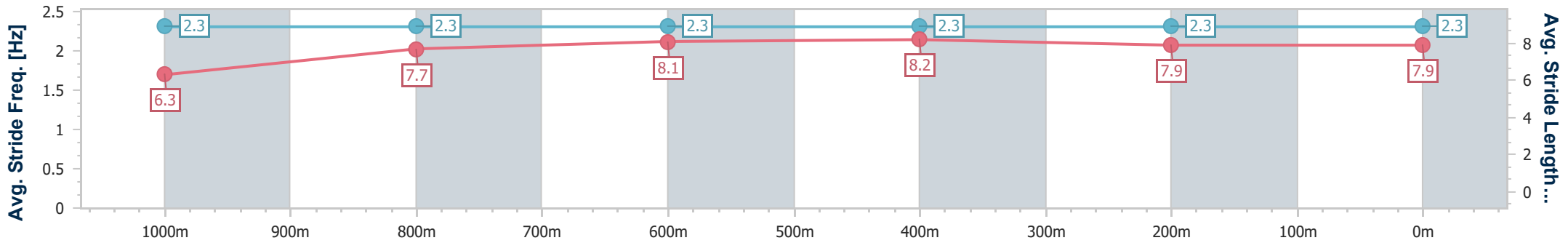
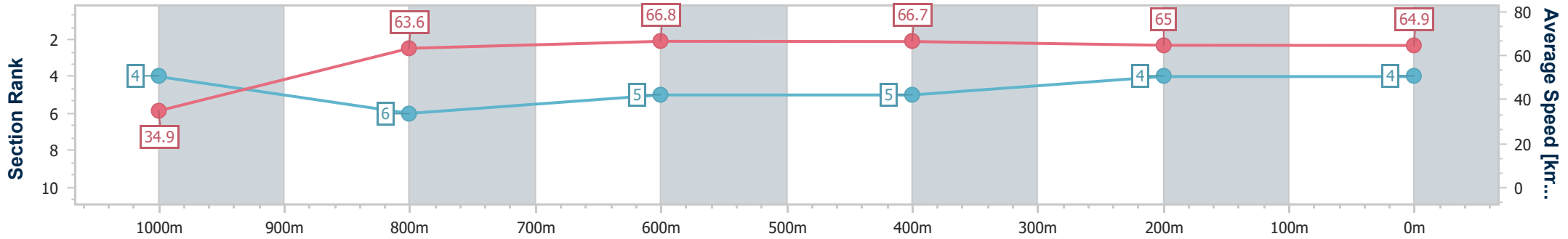
Race 3: HUME DOORS Class 1 Handicap - 1050m

22 June 2024 - 13:46

Track Rating: Synthetic, Weather: Overcast, Rail Position: True



Section	Overall	1000m	800m	600m	400m	200m
Section Times	1:00.54 [4] (0:05.17)	0:55.37 [4] (0:11.38)	0:43.99 [6] (0:10.78)	0:33.21 [5] (0:10.88)	0:22.33 [5] (0:11.11)	0:11.22 [4] (0:11.22)
Average Speed [km/h]	34.9	63.6	66.8	66.7	65.0	64.9
Top Speed [km/h]	55.2	67.7	67.6	68.3	66.1	65.2
Avg. Dist. to Rail [m]	6.0	2.7	0.8	1.3	3.4	3.8
Avg. Stride Freq. [Hz]	2.3	2.3	2.3	2.3	2.3	2.3
Avg. Stride Length [m]	6.3	7.7	8.1	8.2	7.9	7.9



- [] Ranking at each section and finish
- .-.- No data available at this section
- NA No data available



Horse/Jockey Name	First Person
Final Rank	5
Fastest Section Time (Section)	0:05.20 (Overall)
Top Speed [km/h] (Section)	68.0 (800m)
Race State	Finished



Aquis Park Gold Coast Poly QLD Professional

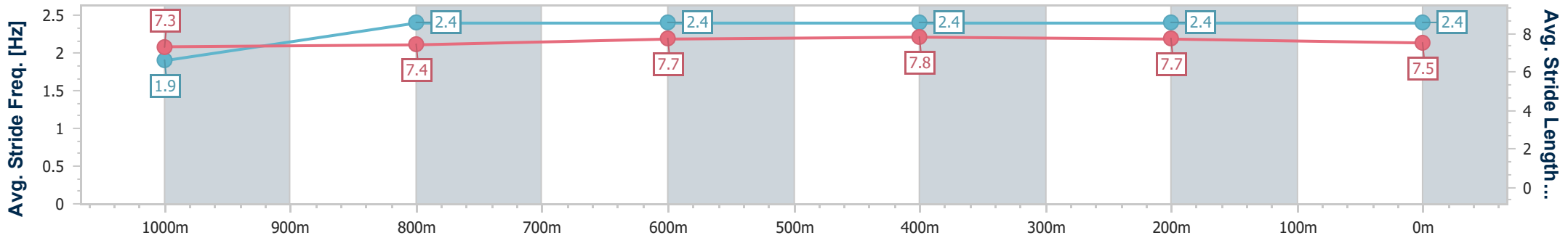
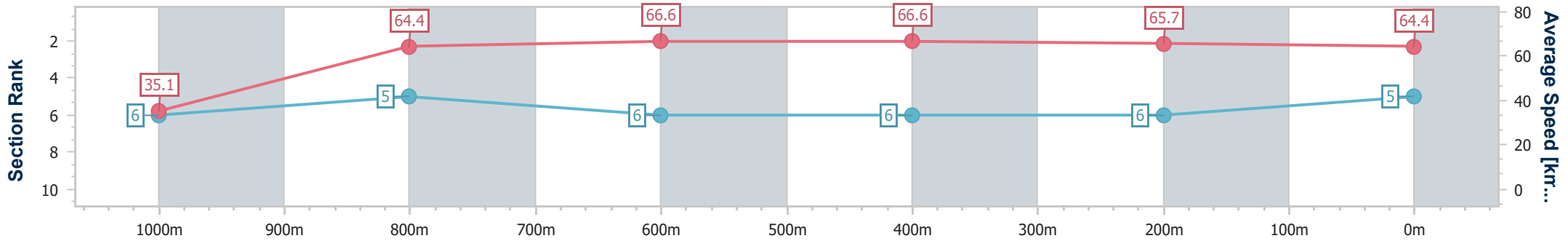
Race 3: HUME DOORS Class 1 Handicap - 1050m

22 June 2024 - 13:46

Track Rating: Synthetic, Weather: Overcast, Rail Position: True



Section	Overall	1000m	800m	600m	400m	200m
Section Times	1:00.66 [5] (0:05.20)	0:55.46 [6] (0:11.24)	0:44.22 [5] (0:10.90)	0:33.32 [6] (0:10.95)	0:22.37 [6] (0:11.11)	0:11.26 [6] (0:11.26)
Average Speed [km/h]	35.1	64.4	66.6	66.6	65.7	64.4
Top Speed [km/h]	56.5	66.7	68.0	67.6	67.0	66.0
Avg. Dist. to Rail [m]	4.1	2.1	1.9	2.9	5.6	8.1
Avg. Stride Freq. [Hz]	1.9	2.4	2.4	2.4	2.4	2.4
Avg. Stride Length [m]	7.3	7.4	7.7	7.8	7.7	7.5



- [] Ranking at each section and finish
- .-.- No data available at this section
- NA No data available



Horse/Jockey Name	Her Expense
Final Rank	6
Fastest Section Time (Section)	0:05.15 (Overall)
Top Speed [km/h] (Section)	68.9 (1000m)
Race State	Finished



Aquis Park Gold Coast Poly QLD Professional

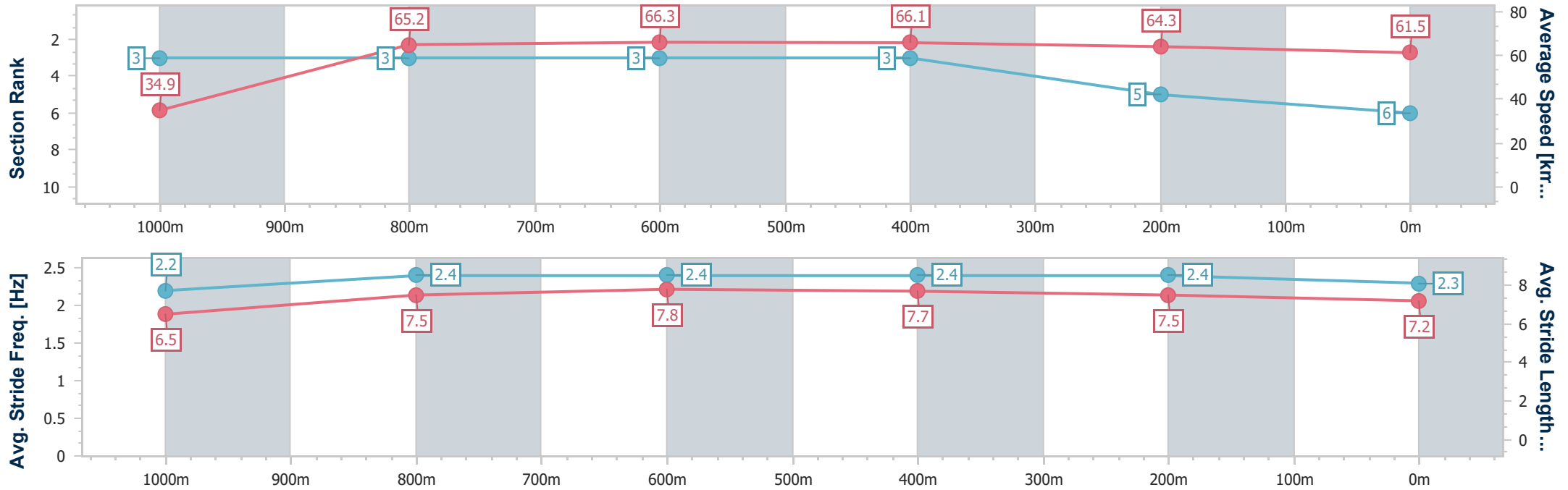
Race 3: HUME DOORS Class 1 Handicap - 1050m

22 June 2024 - 13:46

Track Rating: Synthetic, Weather: Overcast, Rail Position: True



Section	Overall	1000m	800m	600m	400m	200m
Section Times	1:01.05 [6] (0:05.15)	0:55.90 [3] (0:11.03)	0:44.87 [3] (0:10.89)	0:33.98 [3] (0:10.95)	0:23.03 [3] (0:11.31)	0:11.72 [5] (0:11.72)
Average Speed [km/h]	34.9	65.2	66.3	66.1	64.3	61.5
Top Speed [km/h]	54.9	68.9	67.9	68.0	64.9	63.3
Avg. Dist. to Rail [m]	0.4	0.8	0.9	1.4	3.8	4.3
Avg. Stride Freq. [Hz]	2.2	2.4	2.4	2.4	2.4	2.3
Avg. Stride Length [m]	6.5	7.5	7.8	7.7	7.5	7.2



- [] Ranking at each section and finish
- .-.- No data available at this section
- NA No data available



Horse/Jockey Name	Warrior Jack
Final Rank	7
Fastest Section Time (Section)	0:05.48 (Overall)
Top Speed [km/h] (Section)	69.5 (800m)
Race State	Finished



Aquis Park Gold Coast Poly QLD Professional

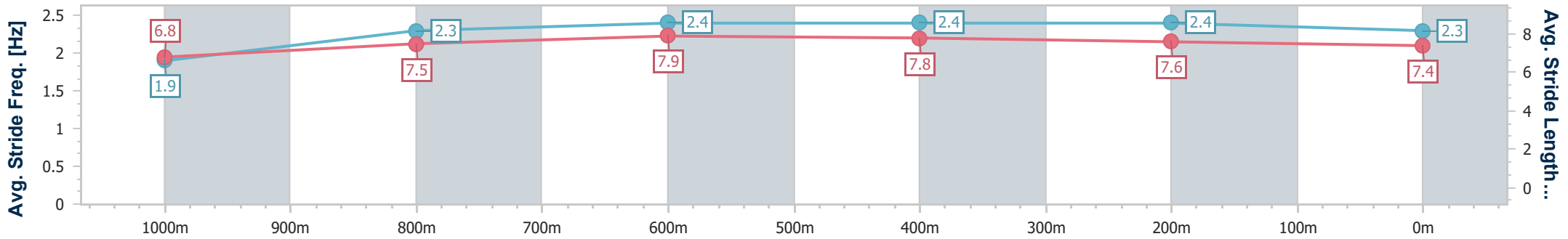
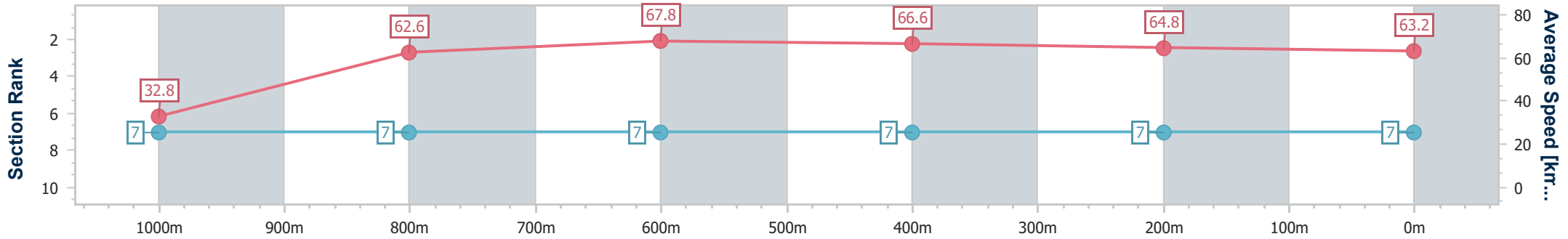
Race 3: HUME DOORS Class 1 Handicap - 1050m

22 June 2024 - 13:46

Track Rating: Synthetic, Weather: Overcast, Rail Position: True



Section	Overall	1000m	800m	600m	400m	200m
Section Times	1:01.15 [7] (0:05.48)	0:55.67 [7] (0:11.50)	0:44.17 [7] (0:10.67)	0:33.50 [7] (0:10.87)	0:22.63 [7] (0:11.22)	0:11.41 [7] (0:11.41)
Average Speed [km/h]	32.8	62.6	67.8	66.6	64.8	63.2
Top Speed [km/h]	52.8	67.1	69.5	68.4	66.3	65.4
Avg. Dist. to Rail [m]	3.4	1.1	0.4	1.3	5.0	7.5
Avg. Stride Freq. [Hz]	1.9	2.3	2.4	2.4	2.4	2.3
Avg. Stride Length [m]	6.8	7.5	7.9	7.8	7.6	7.4



- [] Ranking at each section and finish
- .-.- No data available at this section
- NA No data available



Horse/Jockey Name	Everlast
Final Rank	8
Fastest Section Time (Section)	0:05.54 (Overall)
Top Speed [km/h] (Section)	69.3 (800m)
Race State	Finished



Aquis Park Gold Coast Poly QLD Professional

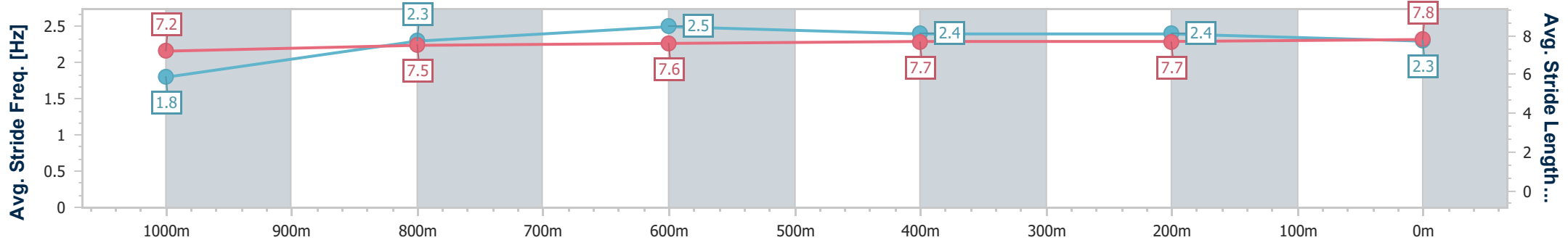
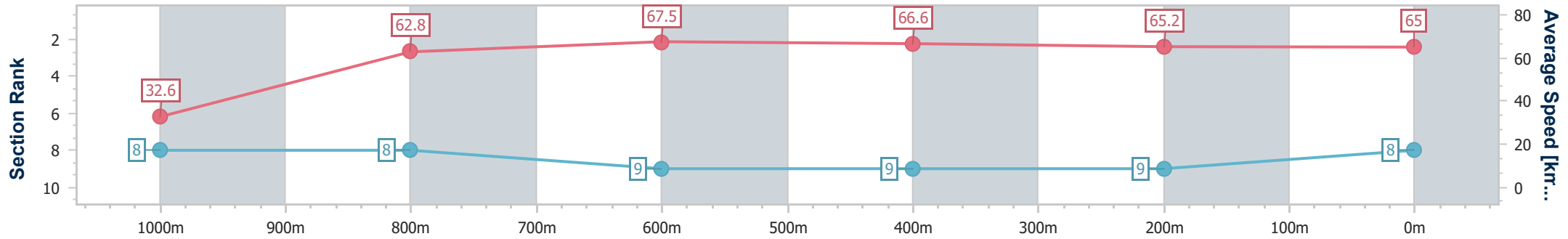
Race 3: HUME DOORS Class 1 Handicap - 1050m

22 June 2024 - 13:46

Track Rating: Synthetic, Weather: Overcast, Rail Position: True



Section	Overall	1000m	800m	600m	400m	200m
Section Times	1:01.41 [8] (0:05.54)	0:55.87 [8] (0:11.52)	0:44.35 [8] (0:10.84)	0:33.51 [9] (0:11.16)	0:22.35 [9] (0:11.14)	0:11.21 [9] (0:11.21)
Average Speed [km/h]	32.6	62.8	67.5	66.6	65.2	65.0
Top Speed [km/h]	51.4	67.3	69.3	69.3	66.5	65.6
Avg. Dist. to Rail [m]	7.0	2.4	3.0	5.6	6.4	7.0
Avg. Stride Freq. [Hz]	1.8	2.3	2.5	2.4	2.4	2.3
Avg. Stride Length [m]	7.2	7.5	7.6	7.7	7.7	7.8



- [] Ranking at each section and finish
- .-.- No data available at this section
- NA No data available



Horse/Jockey Name	Captain Artie
Final Rank	9
Fastest Section Time (Section)	0:05.88 (Overall)
Top Speed [km/h] (Section)	69.1 (600m)
Race State	Finished



Aquis Park Gold Coast Poly QLD Professional

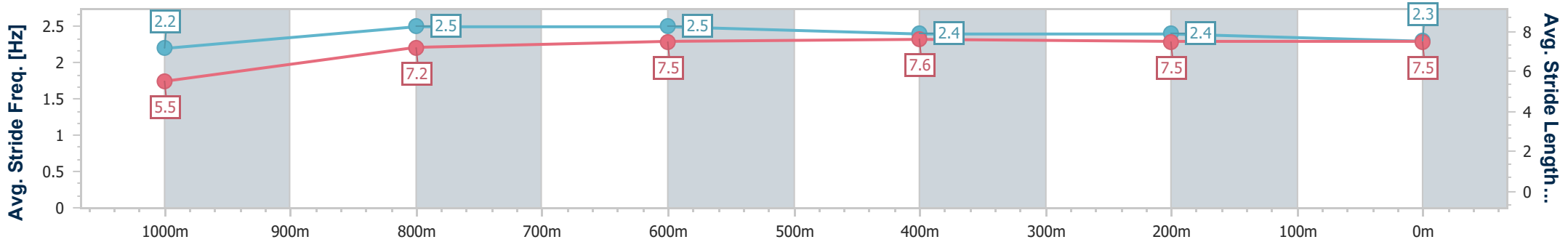
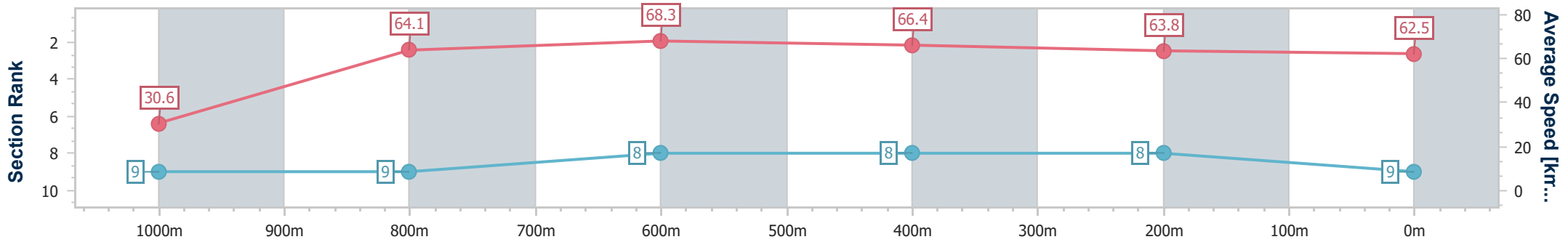
Race 3: HUME DOORS Class 1 Handicap - 1050m

22 June 2024 - 13:46

Track Rating: Synthetic, Weather: Overcast, Rail Position: True



Section	Overall	1000m	800m	600m	400m	200m
Section Times	1:01.73 [9] (0:05.88)	0:55.85 [9] (0:11.26)	0:44.59 [9] (0:10.60)	0:33.99 [8] (0:11.04)	0:22.95 [8] (0:11.32)	0:11.63 [8] (0:11.63)
Average Speed [km/h]	30.6	64.1	68.3	66.4	63.8	62.5
Top Speed [km/h]	56.2	67.2	68.8	69.1	64.7	63.5
Avg. Dist. to Rail [m]	1.0	0.3	1.7	3.5	3.8	3.5
Avg. Stride Freq. [Hz]	2.2	2.5	2.5	2.4	2.4	2.3
Avg. Stride Length [m]	5.5	7.2	7.5	7.6	7.5	7.5



- [] Ranking at each section and finish
- .-.- No data available at this section
- NA No data available