



Doomben QLD Professional

Race 1: CASCADE Maiden Plate - 1660m

19 June 2024 - 12:01



BRISBANE
RACING CLUB

Track Rating: Good 4, Weather: Fine, Rail Position: +11m Entire

Section		Overall	1400m	1200m	1000m	800m	600m	400m	Last 600m				
Field Times		1:40.30 (0:17.17)	1:23.13 (0:11.51)	1:11.62 (0:11.86)	0:59.76 (0:12.34)	0:47.42 (0:12.62)	0:34.80 (0:11.84)	0:22.96 (0:11.22)	0:34.80				
Rank	TAB Horse/Jockey	Barrier	Top Speed [km/h]	Fastest Section	Distance Travelled [m]								
1	6 AUTUMNMATION Michael Rodd	6	66.0 400m	0:11.13 400m	1:40.30 [1] (0:17.73)	1:22.57 [5] (0:11.37)	1:11.20 [4] (0:11.90)	0:59.30 [4] (0:12.38)	0:46.92 [4] (0:12.54)	0:34.38 [4] (0:11.51)	0:22.87 [2] (0:11.13)	0:34.38	
2	9 TRAPEDO Cejay Graham	1	67.1 400m	0:10.92 400m	1:40.44 [2] (0:17.92)	1:22.52 [6] (0:11.56)	1:10.96 [7] (0:11.87)	0:59.09 [7] (0:12.50)	0:46.59 [7] (0:12.61)	0:33.98 [7] (0:11.40)	0:22.58 [7] (0:10.92)	0:33.98	+3
3	1 COUNTER Ryan Maloney	3	65.0 200m	0:11.25 400m	1:40.45 [3] (0:17.31)	1:23.14 [2] (0:11.54)	1:11.60 [2] (0:11.93)	0:59.67 [3] (0:12.39)	0:47.28 [3] (0:12.58)	0:34.70 [2] (0:11.77)	0:22.93 [4] (0:11.25)	0:34.70	-5
4	8 PRINCESS KAGUYA Mark Du Plessis	9	66.7 400m	0:11.03 400m	1:40.53 [4] (0:17.97)	1:22.56 [7] (0:11.30)	1:11.26 [6] (0:11.85)	0:59.41 [6] (0:12.49)	0:46.92 [6] (0:12.56)	0:34.36 [6] (0:11.48)	0:22.88 [5] (0:11.03)	0:34.36	+3
5	4 FLAMINGO BEACH Georgina Cartwright	5	65.1 Overall	0:11.30 400m	1:40.81 [5] (0:17.17)	1:23.64 [1] (0:11.51)	1:12.13 [1] (0:11.86)	1:00.27 [1] (0:12.34)	0:47.93 [1] (0:12.62)	0:35.31 [1] (0:11.84)	0:23.47 [1] (0:11.30)	0:35.31	-5
6	5 PINTURA ROSA Boris Thornton	4	65.1 1400m	0:11.40 400m	1:41.14 [6] (0:17.43)	1:23.71 [3] (0:11.43)	1:12.28 [3] (0:11.90)	1:00.38 [2] (0:12.40)	0:47.98 [2] (0:12.62)	0:35.36 [3] (0:11.71)	0:23.65 [3] (0:11.40)	0:35.36	-2
7	2 EASTOWN Bailey Wheeler	7	65.2 400m	0:11.43 400m	1:41.35 [7] (0:17.63)	1:23.72 [4] (0:11.57)	1:12.15 [5] (0:11.85)	1:00.30 [5] (0:12.45)	0:47.85 [5] (0:12.59)	0:35.26 [5] (0:11.57)	0:23.69 [6] (0:11.43)	0:35.26	-1
8	3 ENESHI Robbie Dolan	2	65.5 400m	0:11.30 400m	1:42.20 [8] (0:18.20)	1:24.00 [8] (0:11.55)	1:12.45 [8] (0:11.87)	1:00.58 [9] (0:12.48)	0:48.10 [9] (0:12.66)	0:35.44 [9] (0:11.60)	0:23.84 [8] (0:11.30)	0:35.44	-1
9	7 CALL ME CRAZY Jake Bayliss	8	64.3 1400m	0:11.53 1400m	1:43.05 [9] (0:18.39)	1:24.66 [9] (0:11.53)	1:13.13 [9] (0:11.63)	1:01.50 [8] (0:12.50)	0:49.00 [8] (0:12.54)	0:36.46 [8] (0:11.81)	0:24.65 [9] (0:11.58)	0:36.46	+1

[] Ranking at each section and finish
 -:-:- No data available at this section
 NA No data available

SCN Saddle cloth number
 DNF Did not finish
 DNT Did not track



Doomben QLD Professional
Race 1: CASCADE Maiden Plate - 1660m
19 June 2024 - 12:01



Track Rating: Good 4, Weather: Fine, Rail Position: +11m Entire

Section				200m				Last 600m	
Field Times				0:11.74 (0:11.74)				0:34.80	
Rank	TAB	Horse/Jockey	Barrier	Top Speed [km/h]	Fastest Section	Margin			Distance Travelled [m]
1	6	AUTUMNMATION Michael Rodd	6	66.0 400m	0:11.13 400m	0:11.74 [1] (0:11.74)	1:40.30		0:34.38
2	9	TRAPEDO Cejay Graham	1	67.1 400m	0:10.92 400m	0:11.66 [5] (0:11.66)	0.87L		0:33.98 +3
3	1	COUNTER Ryan Maloney	3	65.0 200m	0:11.25 400m	0:11.68 [4] (0:11.68)	0.93L		0:34.70 -5
4	8	PRINCESS KAGUYA Mark Du Plessis	9	66.7 400m	0:11.03 400m	0:11.85 [3] (0:11.85)	1.37L		0:34.36 +3
5	4	FLAMINGO BEACH Georgina Cartwright	5	65.1 Overall	0:11.30 400m	0:12.17 [2] (0:12.17)	3.02L		0:35.31 -5
6	5	PINTURA ROSA Boris Thornton	4	65.1 1400m	0:11.40 400m	0:12.25 [6] (0:12.25)	4.98L		0:35.36 -2
7	2	EASTOWN Bailey Wheeler	7	65.2 400m	0:11.43 400m	0:12.26 [7] (0:12.26)	6.18L		0:35.26 -1
8	3	ENESHI Robbie Dolan	2	65.5 400m	0:11.30 400m	0:12.54 [8] (0:12.54)	11.22L		0:35.44 -1
9	7	CALL ME CRAZY Jake Bayliss	8	64.3 1400m	0:11.53 1400m	0:13.07 [9] (0:13.07)	16.2L		0:36.46 +1

[] Ranking at each section and finish
 -:-:- No data available at this section
 NA No data available

SCN Saddle cloth number
 DNF Did not finish
 DNT Did not track



Horse/Jockey Name	Autumnation
Final Rank	1
Fastest Section Time (Section)	0:11.13 (400m)
Top Speed [km/h] (Section)	66.0 (400m)
Race State	Finished



Doomben QLD Professional

Race 1: CASCADE Maiden Plate - 1660m

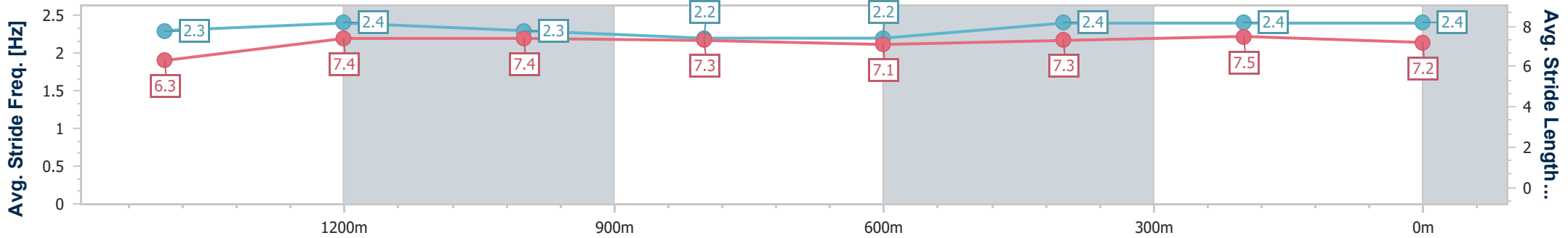
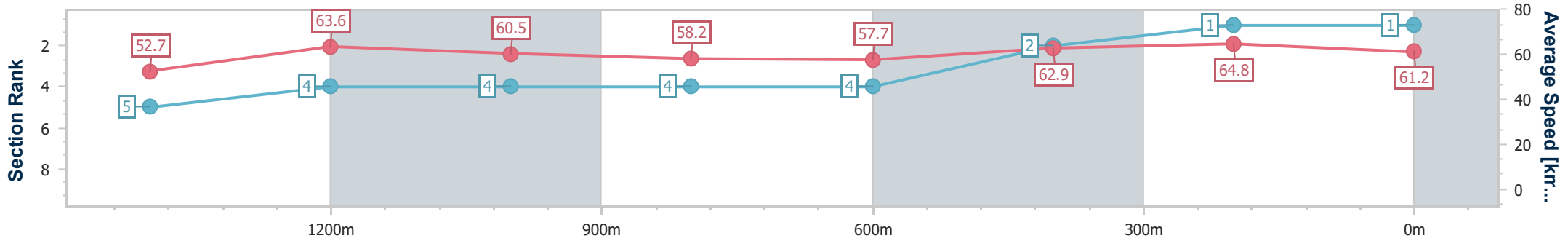
19 June 2024 - 12:01

Track Rating: Good 4, Weather: Fine, Rail Position: +11m Entire



BRISBANE RACING CLUB

Section	Overall	1400m	1200m	1000m	800m	600m	400m	200m
Section Times	1:40.30 [1] (0:17.73)	1:22.57 [5] (0:11.37)	1:11.20 [4] (0:11.90)	0:59.30 [4] (0:12.38)	0:46.92 [4] (0:12.54)	0:34.38 [4] (0:11.51)	0:22.87 [2] (0:11.13)	0:11.74 [1] (0:11.74)
Average Speed [km/h]	52.7	63.6	60.5	58.2	57.7	62.9	64.8	61.2
Top Speed [km/h]	63.6	65.3	62.3	59.3	60.5	65.8	66.0	64.4
Avg. Dist. to Rail [m]	0.8	0.5	1.4	1.3	0.9	0.8	1.9	3.9
Avg. Stride Freq. [Hz]	2.3	2.4	2.3	2.2	2.2	2.4	2.4	2.4
Avg. Stride Length [m]	6.3	7.4	7.4	7.3	7.1	7.3	7.5	7.2



- [] Ranking at each section and finish
- .-.- No data available at this section
- NA No data available



Horse/Jockey Name	Trapedo
Final Rank	2
Fastest Section Time (Section)	0:10.92 (400m)
Top Speed [km/h] (Section)	67.1 (400m)
Race State	Finished



Doomben QLD Professional

Race 1: CASCADE Maiden Plate - 1660m

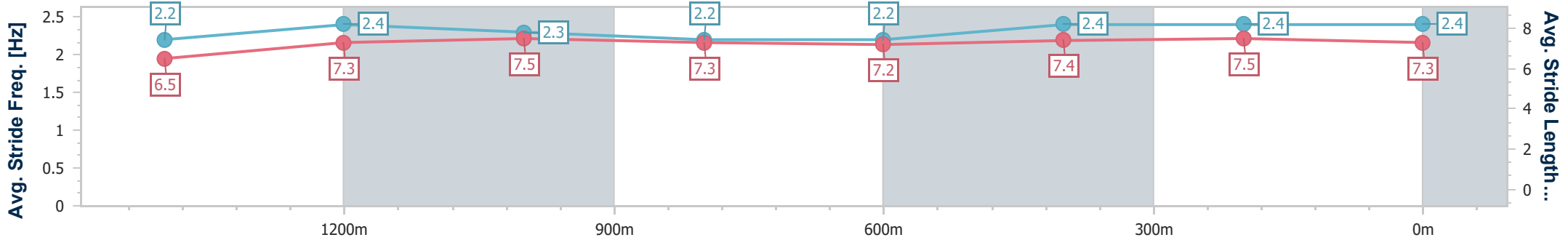
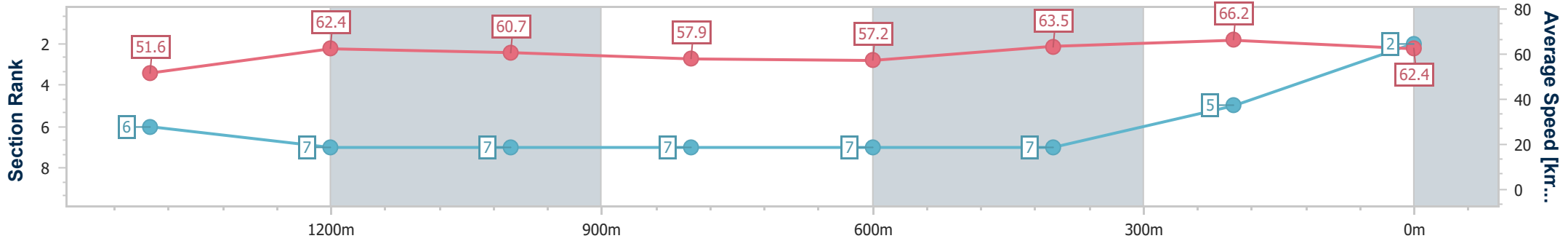
19 June 2024 - 12:01

Track Rating: Good 4, Weather: Fine, Rail Position: +11m Entire



BRISBANE RACING CLUB

Section	Overall	1400m	1200m	1000m	800m	600m	400m	200m
Section Times	1:40.44 [2] (0:17.92)	1:22.52 [6] (0:11.56)	1:10.96 [7] (0:11.87)	0:59.09 [7] (0:12.50)	0:46.59 [7] (0:12.61)	0:33.98 [7] (0:11.40)	0:22.58 [7] (0:10.92)	0:11.66 [5] (0:11.66)
Average Speed [km/h]	51.6	62.4	60.7	57.9	57.2	63.5	66.2	62.4
Top Speed [km/h]	62.3	63.5	63.1	61.1	58.2	64.6	67.1	66.8
Avg. Dist. to Rail [m]	1.4	0.6	1.5	1.3	0.3	1.0	3.6	5.4
Avg. Stride Freq. [Hz]	2.2	2.4	2.3	2.2	2.2	2.4	2.4	2.4
Avg. Stride Length [m]	6.5	7.3	7.5	7.3	7.2	7.4	7.5	7.3



- [] Ranking at each section and finish
- .-.-.- No data available at this section
- NA No data available



Horse/Jockey Name	Counter
Final Rank	3
Fastest Section Time (Section)	0:11.25 (400m)
Top Speed [km/h] (Section)	65.0 (200m)
Race State	Finished



Doomben QLD Professional

Race 1: CASCADE Maiden Plate - 1660m

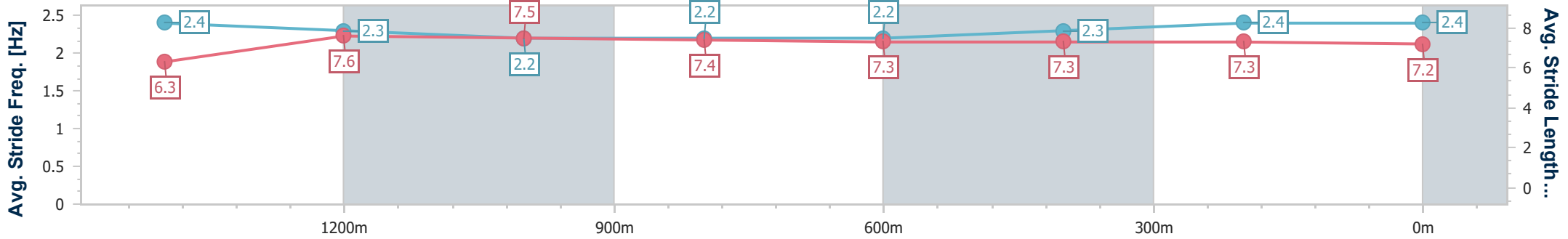
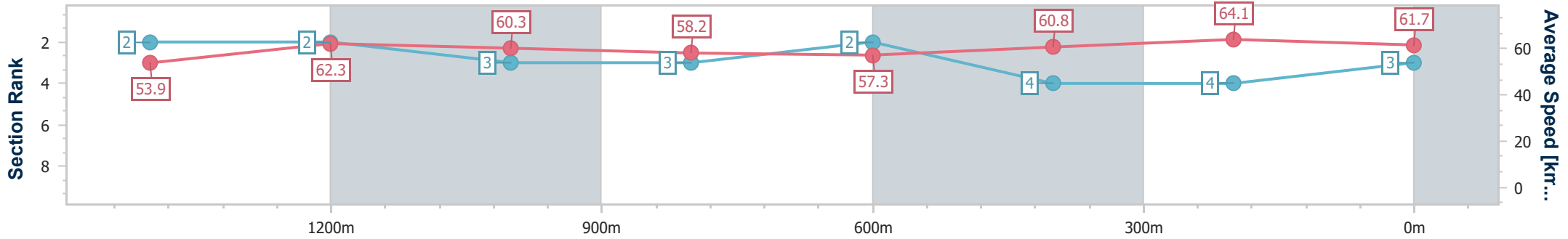
19 June 2024 - 12:01

Track Rating: Good 4, Weather: Fine, Rail Position: +11m Entire



BRISBANE RACING CLUB

Section	Overall	1400m	1200m	1000m	800m	600m	400m	200m
Section Times	1:40.45 [3] (0:17.31)	1:23.14 [2] (0:11.54)	1:11.60 [2] (0:11.93)	0:59.67 [3] (0:12.39)	0:47.28 [3] (0:12.58)	0:34.70 [2] (0:11.77)	0:22.93 [4] (0:11.25)	0:11.68 [4] (0:11.68)
Average Speed [km/h]	53.9	62.3	60.3	58.2	57.3	60.8	64.1	61.7
Top Speed [km/h]	64.2	64.2	61.0	59.6	59.0	62.1	64.9	65.0
Avg. Dist. to Rail [m]	1.5	0.8	0.7	0.4	0.3	0.6	1.4	2.5
Avg. Stride Freq. [Hz]	2.4	2.3	2.2	2.2	2.2	2.3	2.4	2.4
Avg. Stride Length [m]	6.3	7.6	7.5	7.4	7.3	7.3	7.3	7.2



- [] Ranking at each section and finish
- .-.-.- No data available at this section
- NA No data available



Horse/Jockey Name	Princess Kaguya
Final Rank	4
Fastest Section Time (Section)	0:11.03 (400m)
Top Speed [km/h] (Section)	66.7 (400m)
Race State	Finished



Doomben QLD Professional

Race 1: CASCADE Maiden Plate - 1660m

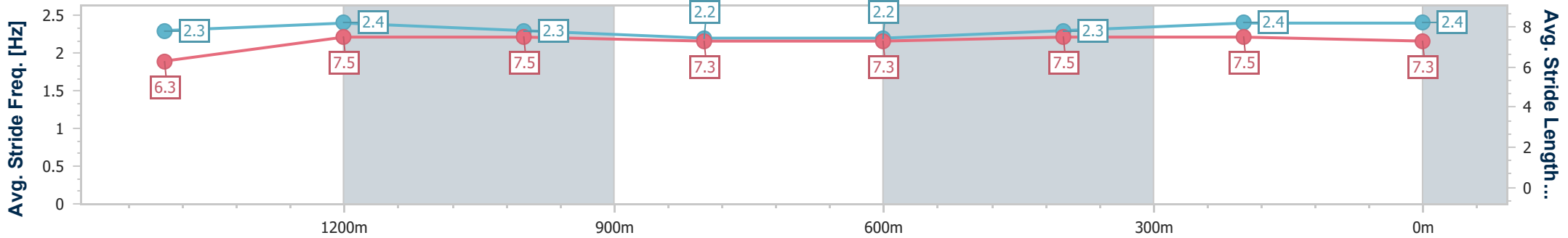
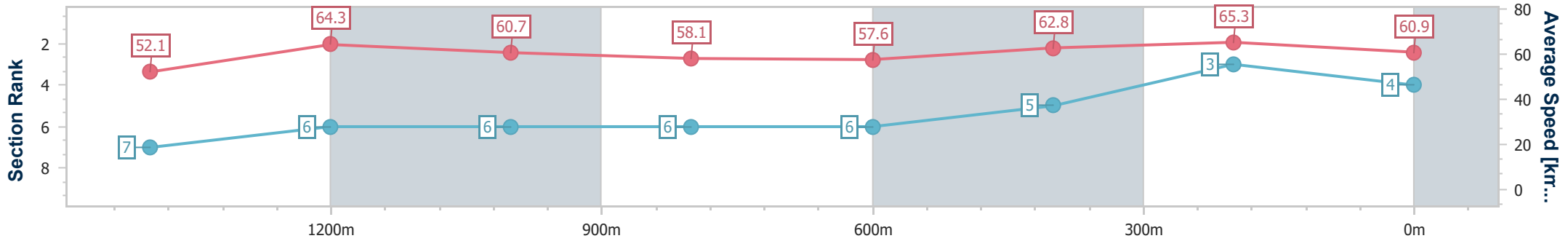
19 June 2024 - 12:01

Track Rating: Good 4, Weather: Fine, Rail Position: +11m Entire



BRISBANE RACING CLUB

Section	Overall	1400m	1200m	1000m	800m	600m	400m	200m
Section Times	1:40.53 [4] (0:17.97)	1:22.56 [7] (0:11.30)	1:11.26 [6] (0:11.85)	0:59.41 [6] (0:12.49)	0:46.92 [6] (0:12.56)	0:34.36 [6] (0:11.48)	0:22.88 [5] (0:11.03)	0:11.85 [3] (0:11.85)
Average Speed [km/h]	52.1	64.3	60.7	58.1	57.6	62.8	65.3	60.9
Top Speed [km/h]	63.9	65.3	62.7	59.2	61.6	65.2	66.7	65.2
Avg. Dist. to Rail [m]	2.9	1.7	2.4	2.4	1.1	0.4	3.0	3.6
Avg. Stride Freq. [Hz]	2.3	2.4	2.3	2.2	2.2	2.3	2.4	2.4
Avg. Stride Length [m]	6.3	7.5	7.5	7.3	7.3	7.5	7.5	7.3



- [] Ranking at each section and finish
- .-.- No data available at this section
- NA No data available



Horse/Jockey Name	Flamingo Beach
Final Rank	5
Fastest Section Time (Section)	0:11.30 (400m)
Top Speed [km/h] (Section)	65.1 (Overall)
Race State	Finished



Doomben QLD Professional

Race 1: CASCADE Maiden Plate - 1660m

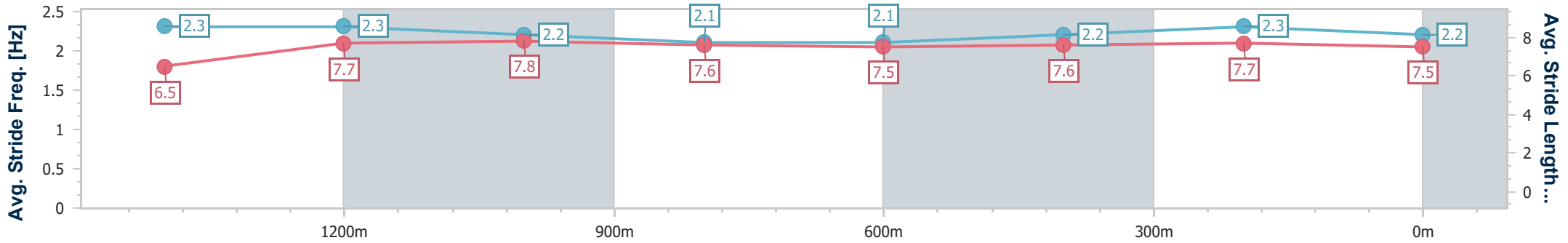
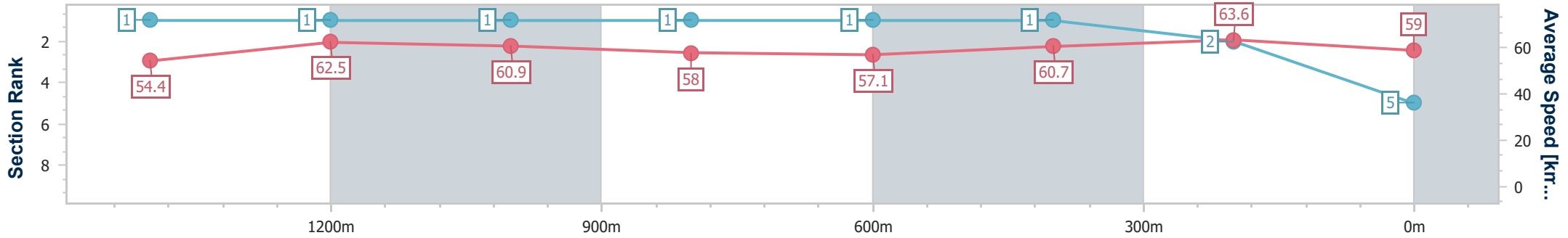
19 June 2024 - 12:01

Track Rating: Good 4, Weather: Fine, Rail Position: +11m Entire



BRISBANE RACING CLUB

Section	Overall	1400m	1200m	1000m	800m	600m	400m	200m
Section Times	1:40.81 [5] (0:17.17)	1:23.64 [1] (0:11.51)	1:12.13 [1] (0:11.86)	1:00.27 [1] (0:12.34)	0:47.93 [1] (0:12.62)	0:35.31 [1] (0:11.84)	0:23.47 [1] (0:11.30)	0:12.17 [2] (0:12.17)
Average Speed [km/h]	54.4	62.5	60.9	58.0	57.1	60.7	63.6	59.0
Top Speed [km/h]	65.1	64.9	61.9	60.0	59.3	62.9	64.7	62.3
Avg. Dist. to Rail [m]	1.2	0.3	0.2	0.3	0.2	0.6	1.6	3.8
Avg. Stride Freq. [Hz]	2.3	2.3	2.2	2.1	2.1	2.2	2.3	2.2
Avg. Stride Length [m]	6.5	7.7	7.8	7.6	7.5	7.6	7.7	7.5



- [] Ranking at each section and finish
- .-.-.- No data available at this section
- NA No data available



Horse/Jockey Name	Pintura Rosa
Final Rank	6
Fastest Section Time (Section)	0:11.40 (400m)
Top Speed [km/h] (Section)	65.1 (1400m)
Race State	Finished



Doomben QLD Professional

Race 1: CASCADE Maiden Plate - 1660m

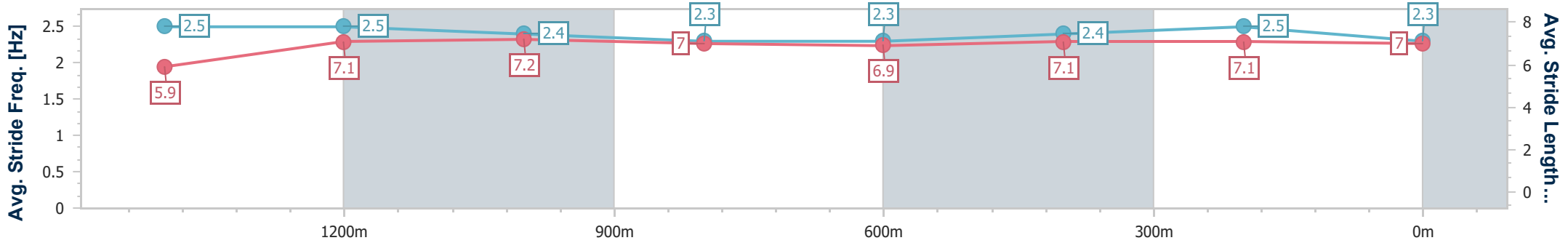
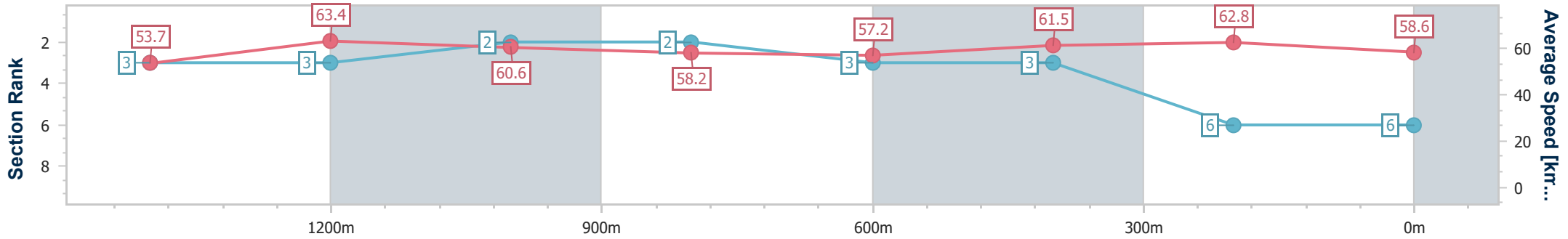
19 June 2024 - 12:01

Track Rating: Good 4, Weather: Fine, Rail Position: +11m Entire



BRISBANE RACING CLUB

Section	Overall	1400m	1200m	1000m	800m	600m	400m	200m
Section Times	1:41.14 [6] (0:17.43)	1:23.71 [3] (0:11.43)	1:12.28 [3] (0:11.90)	1:00.38 [2] (0:12.40)	0:47.98 [2] (0:12.62)	0:35.36 [3] (0:11.71)	0:23.65 [3] (0:11.40)	0:12.25 [6] (0:12.25)
Average Speed [km/h]	53.7	63.4	60.6	58.2	57.2	61.5	62.8	58.6
Top Speed [km/h]	64.5	65.1	62.8	59.8	59.0	63.3	64.2	62.5
Avg. Dist. to Rail [m]	0.5	1.1	2.1	1.7	0.6	0.9	1.2	1.4
Avg. Stride Freq. [Hz]	2.5	2.5	2.4	2.3	2.3	2.4	2.5	2.3
Avg. Stride Length [m]	5.9	7.1	7.2	7.0	6.9	7.1	7.1	7.0



- [] Ranking at each section and finish
- .-.- No data available at this section
- NA No data available



Horse/Jockey Name	Eastown
Final Rank	7
Fastest Section Time (Section)	0:11.43 (400m)
Top Speed [km/h] (Section)	65.2 (400m)
Race State	Finished

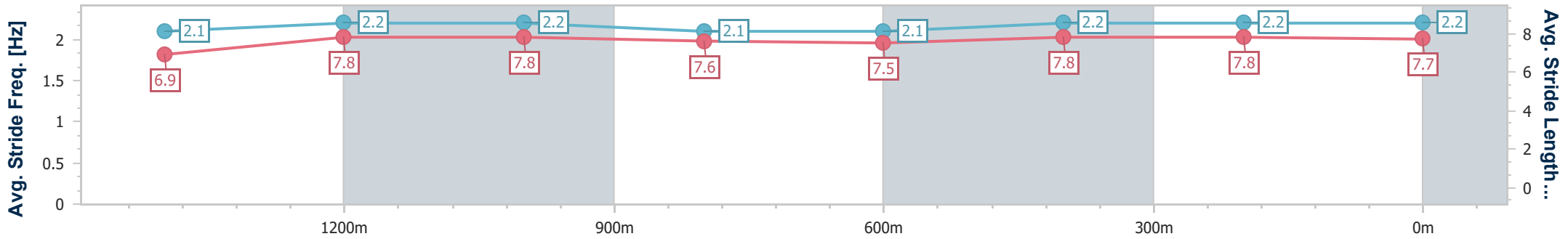
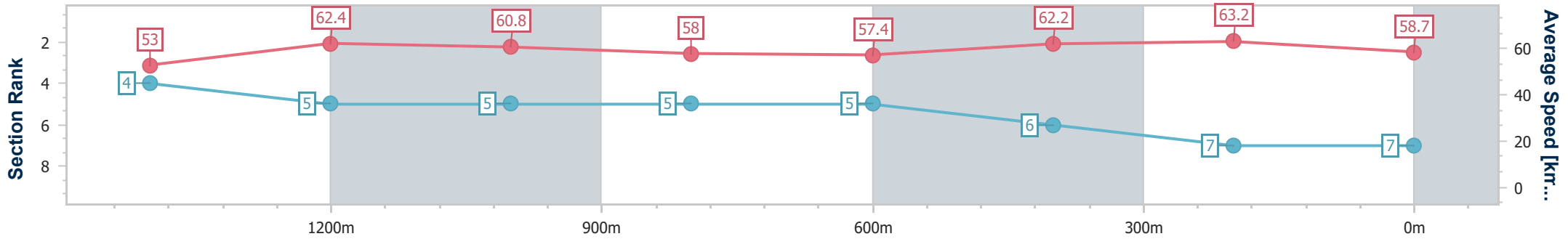


Doomben QLD Professional
Race 1: CASCADE Maiden Plate - 1660m
 19 June 2024 - 12:01
 Track Rating: Good 4, Weather: Fine, Rail Position: +11m Entire



BRISBANE
RACING CLUB

Section	Overall	1400m	1200m	1000m	800m	600m	400m	200m
Section Times	1:41.35 [7] (0:17.63)	1:23.72 [4] (0:11.57)	1:12.15 [5] (0:11.85)	1:00.30 [5] (0:12.45)	0:47.85 [5] (0:12.59)	0:35.26 [5] (0:11.57)	0:23.69 [6] (0:11.43)	0:12.26 [7] (0:12.26)
Average Speed [km/h]	53.0	62.4	60.8	58.0	57.4	62.2	63.2	58.7
Top Speed [km/h]	64.7	64.9	61.9	59.8	59.6	64.9	65.2	61.6
Avg. Dist. to Rail [m]	1.6	0.4	1.4	1.4	0.3	0.3	2.4	3.7
Avg. Stride Freq. [Hz]	2.1	2.2	2.2	2.1	2.1	2.2	2.2	2.2
Avg. Stride Length [m]	6.9	7.8	7.8	7.6	7.5	7.8	7.8	7.7



- [] Ranking at each section and finish
- .-.- No data available at this section
- NA No data available



Horse/Jockey Name	Eneshi
Final Rank	8
Fastest Section Time (Section)	0:11.30 (400m)
Top Speed [km/h] (Section)	65.5 (400m)
Race State	Finished

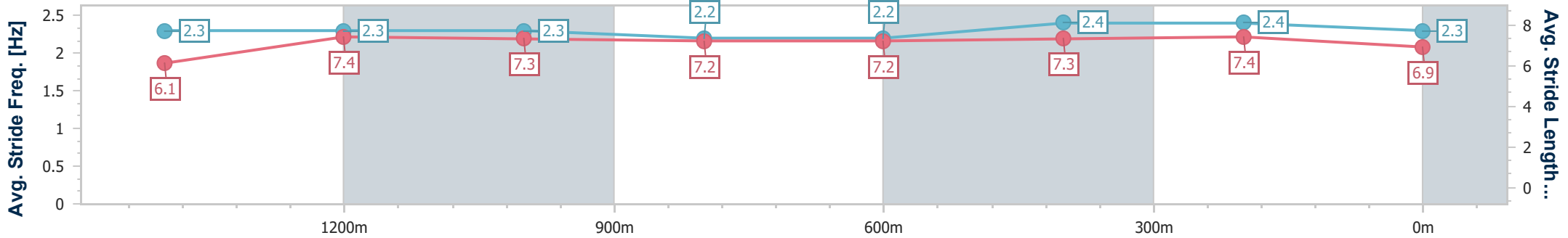
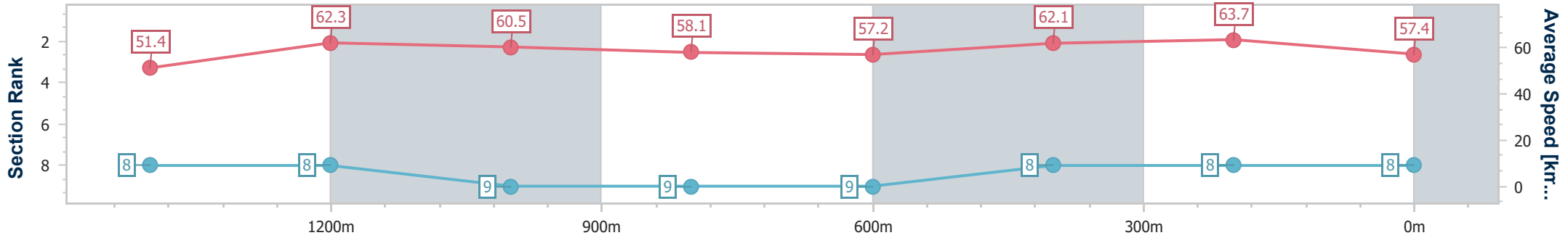


Doomben QLD Professional
Race 1: CASCADE Maiden Plate - 1660m
 19 June 2024 - 12:01
 Track Rating: Good 4, Weather: Fine, Rail Position: +11m Entire



BRISBANE
RACING CLUB

Section	Overall	1400m	1200m	1000m	800m	600m	400m	200m
Section Times	1:42.20 [8] (0:18.20)	1:24.00 [8] (0:11.55)	1:12.45 [8] (0:11.87)	1:00.58 [9] (0:12.48)	0:48.10 [9] (0:12.66)	0:35.44 [9] (0:11.60)	0:23.84 [8] (0:11.30)	0:12.54 [8] (0:12.54)
Average Speed [km/h]	51.4	62.3	60.5	58.1	57.2	62.1	63.7	57.4
Top Speed [km/h]	63.1	63.9	62.2	59.9	58.9	64.2	65.5	61.4
Avg. Dist. to Rail [m]	2.1	0.9	2.0	1.8	1.4	0.7	0.9	0.3
Avg. Stride Freq. [Hz]	2.3	2.3	2.3	2.2	2.2	2.4	2.4	2.3
Avg. Stride Length [m]	6.1	7.4	7.3	7.2	7.2	7.3	7.4	6.9



- [] Ranking at each section and finish
- .-.- No data available at this section
- NA No data available



Horse/Jockey Name	Call Me Crazy
Final Rank	9
Fastest Section Time (Section)	0:11.53 (1400m)
Top Speed [km/h] (Section)	64.3 (1400m)
Race State	Finished

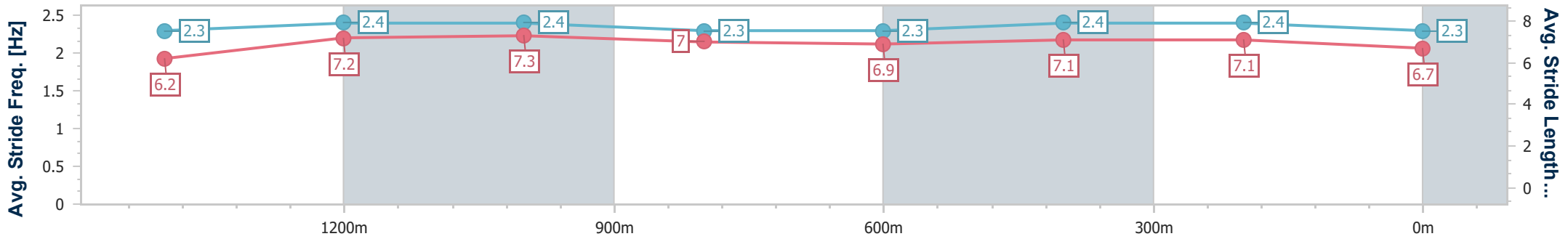
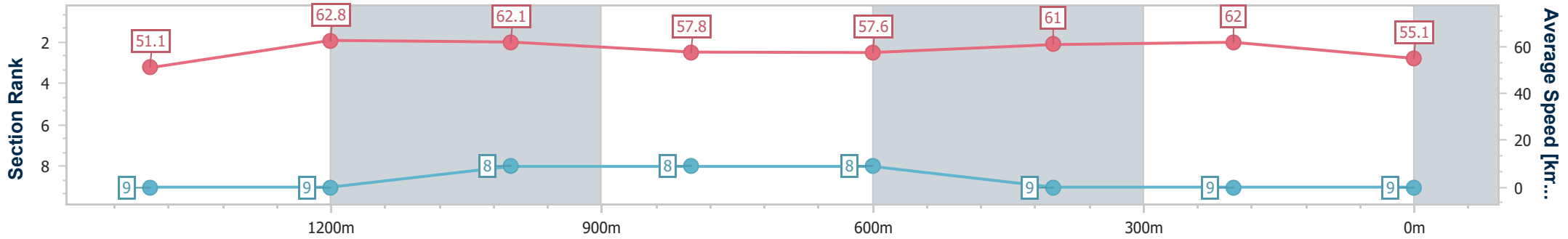


Doomben QLD Professional
Race 1: CASCADE Maiden Plate - 1660m
 19 June 2024 - 12:01
 Track Rating: Good 4, Weather: Fine, Rail Position: +11m Entire



BRISBANE
RACING CLUB

Section	Overall	1400m	1200m	1000m	800m	600m	400m	200m
Section Times	1:43.05 [9] (0:18.39)	1:24.66 [9] (0:11.53)	1:13.13 [9] (0:11.63)	1:01.50 [8] (0:12.50)	0:49.00 [8] (0:12.54)	0:36.46 [8] (0:11.81)	0:24.65 [9] (0:11.58)	0:13.07 [9] (0:13.07)
Average Speed [km/h]	51.1	62.8	62.1	57.8	57.6	61.0	62.0	55.1
Top Speed [km/h]	62.2	64.3	63.4	59.5	60.1	62.2	63.5	60.3
Avg. Dist. to Rail [m]	2.0	1.5	1.8	1.3	0.6	0.6	2.1	2.3
Avg. Stride Freq. [Hz]	2.3	2.4	2.4	2.3	2.3	2.4	2.4	2.3
Avg. Stride Length [m]	6.2	7.2	7.3	7.0	6.9	7.1	7.1	6.7



- [] Ranking at each section and finish
- .-.-.- No data available at this section
- NA No data available



Doomben QLD Professional

Race 2: XXXX Maiden Handicap - 1350m

19 June 2024 - 12:38



BRISBANE
RACING CLUB

Track Rating: Good 4, Weather: Fine, Rail Position: +11m Entire

Section		Field Times							Last 600m			
		Overall	1200m	1000m	800m	600m	400m					
		1:20.39 (0:11.00)	1:09.39 (0:10.90)	0:58.49 (0:11.75)	0:46.74 (0:12.48)	0:34.26 (0:11.94)	0:22.32 (0:10.92)	0:34.26				
Rank	TAB Horse/Jockey	Barrier	Top Speed [km/h]	Fastest Section	Distance Travelled [m]							
1	6 STRAPPEROO Ryan Maloney	6	68.4 400m	0:10.95 400m	1:20.39 [1] (0:11.10)	1:09.29 [3] (0:11.02)	0:58.27 [2] (0:11.66)	0:46.61 [2] (0:12.35)	0:34.26 [1] (0:11.95)	0:22.31 [2] (0:10.95)	0:34.26	
2	7 MYSTIC MAC Melea Castle	3	67.1 400m	0:10.90 1200m	1:20.51 [2] (0:11.00)	1:09.51 [1] (0:10.90)	0:58.61 [1] (0:11.75)	0:46.86 [1] (0:12.53)	0:34.33 [2] (0:11.89)	0:22.44 [1] (0:10.92)	0:34.33	-4
3	11 NATIONAL INTEREST Samantha Collett	10	67.3 400m	0:10.95 400m	1:20.93 [3] (0:11.50)	1:09.43 [6] (0:11.24)	0:58.19 [8] (0:11.70)	0:46.49 [8] (0:12.42)	0:34.07 [10] (0:11.85)	0:22.22 [7] (0:10.95)	0:34.07	+1
4	1 POUTCHEK Cejay Graham	7	66.6 400m	0:11.01 400m	1:20.98 [4] (0:11.27)	1:09.71 [5] (0:11.11)	0:58.60 [5] (0:11.76)	0:46.84 [5] (0:12.41)	0:34.43 [6] (0:11.78)	0:22.65 [4] (0:11.01)	0:34.43	+4
5	5 STEALING SOULS Ron Stewart	2	66.7 1200m	0:10.95 1200m	1:21.08 [5] (0:11.18)	1:09.90 [4] (0:10.95)	0:58.95 [3] (0:11.76)	0:47.19 [3] (0:12.42)	0:34.77 [3] (0:11.91)	0:22.86 [3] (0:11.26)	0:34.77	-4
6	2 BINGHAMTON Jag Guthmann-Chester	4	67.7 400m	0:11.02 400m	1:21.21 [6] (0:11.04)	1:10.17 [2] (0:11.09)	0:59.08 [3] (0:11.86)	0:47.22 [4] (0:12.43)	0:34.79 [5] (0:11.96)	0:22.83 [5] (0:11.02)	0:34.79	+7
7	9 OMIKAMI Mark Du Plessis	12	66.4 400m	0:11.06 400m	1:21.30 [7] (0:11.77)	1:09.53 [10] (0:11.15)	0:58.38 [9] (0:11.54)	0:46.84 [9] (0:12.39)	0:34.45 [9] (0:11.99)	0:22.46 [10] (0:11.06)	0:34.45	-4
8	3 EXPRESS PAYMENT Martin Harley	13	67.9 400m	0:11.05 400m	1:21.34 [8] (0:11.73)	1:09.61 [9] (0:11.32)	0:58.29 [10] (0:11.67)	0:46.62 [10] (0:11.99)	0:34.63 [8] (0:12.08)	0:22.55 [9] (0:11.05)	0:34.63	+8
9	10 KELLISA Marnu Potgieter	15	66.0 400m	0:10.98 400m	1:21.53 [9] (0:12.08)	1:09.45 [12] (0:11.14)	0:58.31 [11] (0:11.51)	0:46.80 [11] (0:12.40)	0:34.40 [12] (0:11.94)	0:22.46 [12] (0:10.98)	0:34.40	-2
10	14 AQUA ROSA Angela Jones	5	66.5 1200m	0:11.05 1200m	1:21.58 [10] (0:11.58)	1:10.00 [8] (0:11.05)	0:58.95 [7] (0:11.60)	0:47.35 [7] (0:12.46)	0:34.89 [7] (0:12.02)	0:22.87 [8] (0:11.22)	0:34.89	+0

Scratched: Kareem (#4), Mingardos (#8), Lucifer The Cat (#16), Pride Of Passion (#15)

[] Ranking at each section and finish
 -:-:- No data available at this section
 NA No data available

SCN Saddle cloth number
 DNF Did not finish
 DNT Did not track



Doomben QLD Professional
Race 2: XXXX Maiden Handicap - 1350m
19 June 2024 - 12:38



Track Rating: Good 4, Weather: Fine, Rail Position: +11m Entire

Section	Overall	1200m	1000m	800m	600m	400m	Last 600m
Field Times	1:20.39 (0:11.00)	1:09.39 (0:10.90)	0:58.49 (0:11.75)	0:46.74 (0:12.48)	0:34.26 (0:11.94)	0:22.32 (0:10.92)	0:34.26

Rank	TAB	Horse/Jockey	Barrier	Top Speed [km/h]	Fastest Section	Overall	1200m	1000m	800m	600m	400m	Last 600m	Distance Travelled [m]
11	13	HURACANEVO Michael Rodd	14	66.1 400m	0:11.18 400m	1:21.73 [11] (0:11.93)	1:09.80 [11] (0:11.33)	0:58.47 [12] (0:11.67)	0:46.80 [12] (0:12.00)	0:34.80 [11] (0:12.00)	0:22.80 [11] (0:11.18)	0:34.80	+5
12	12	VALLEY OF OWLS Tahlia Fenlon	9	66.5 1200m	0:11.00 1200m	1:22.20 [12] (0:11.53)	1:10.67 [7] (0:11.00)	0:59.67 [6] (0:11.68)	0:47.99 [6] (0:12.11)	0:35.88 [4] (0:12.16)	0:23.72 [6] (0:11.48)	0:35.88	+8

Scratched: Kareem (#4), Mingardos (#8), Lucifer The Cat (#16), Pride Of Passion (#15)

[] Ranking at each section and finish
 -:-:- No data available at this section
 NA No data available

SCN Saddle cloth number
 DNF Did not finish
 DNT Did not track



Doomben QLD Professional
Race 2: XXXX Maiden Handicap - 1350m
19 June 2024 - 12:38



Track Rating: Good 4, Weather: Fine, Rail Position: +11m Entire

Section				200m				Last 600m	
Field Times				0:11.40				0:34.26	
				(0:11.40)					
Rank	TAB	Horse/Jockey	Barrier	Top Speed [km/h]	Fastest Section	Margin			Distance Travelled [m]
1	6	STRAPPEROO Ryan Maloney	6	68.4 400m	0:10.95 400m	0:11.36 [2] (0:11.36)	1:20.39		0:34.26
2	7	MYSTIC MAC Melea Castle	3	67.1 400m	0:10.90 1200m	0:11.52 [1] (0:11.52)	0.7L		0:34.33 -4
3	11	NATIONAL INTEREST Samantha Collett	10	67.3 400m	0:10.95 400m	0:11.27 [6] (0:11.27)	3.17L		0:34.07 +1
4	1	POUTCHEK Cejay Graham	7	66.6 400m	0:11.01 400m	0:11.64 [3] (0:11.64)	3.48L		0:34.43 +4
5	5	STEALING SOULS Ron Stewart	2	66.7 1200m	0:10.95 1200m	0:11.60 [5] (0:11.60)	4.05L		0:34.77 -4
6	2	BINGHAMTON Jag Guthmann-Chester	4	67.7 400m	0:11.02 400m	0:11.81 [4] (0:11.81)	4.81L		0:34.79 +7
7	9	OMIKAMI Mark Du Plessis	12	66.4 400m	0:11.06 400m	0:11.40 [8] (0:11.40)	5.35L		0:34.45 -4
8	3	EXPRESS PAYMENT Martin Harley	13	67.9 400m	0:11.05 400m	0:11.50 [7] (0:11.50)	5.6L		0:34.63 +8
9	10	KELLISA Marnu Potgieter	15	66.0 400m	0:10.98 400m	0:11.48 [11] (0:11.48)	6.71L		0:34.40 -2
10	14	AQUA ROSA Angela Jones	5	66.5 1200m	0:11.05 1200m	0:11.65 [9] (0:11.65)	7.01L		0:34.89 +0

Scratched: Kareem (#4), Mingardos (#8), Lucifer The Cat (#16), Pride Of Passion (#15)

[] Ranking at each section and finish
 -:-:- No data available at this section
 NA No data available

SCN Saddle cloth number
 DNF Did not finish
 DNT Did not track



Doomben QLD Professional
Race 2: XXXX Maiden Handicap - 1350m
19 June 2024 - 12:38



Track Rating: Good 4, Weather: Fine, Rail Position: +11m Entire

Section				200m				Last 600m		
Field Times				0:11.40 (0:11.40)				0:34.26		
Rank	TAB	Horse/Jockey	Barrier	Top Speed [km/h]	Fastest Section	Margin			Distance Travelled [m]	
11	13	HURACANEVO	14	66.1	0:11.18	0:11.62 [12]	7.91L		0:34.80	+5
		Michael Rodd		400m	400m	(0:11.62)				
12	12	VALLEY OF OWLS	9	66.5	0:11.00	0:12.24 [10]	10.64L		0:35.88	+8
		Tahlia Fenlon		1200m	1200m	(0:12.24)				

Scratched: Kareem (#4), Mingardos (#8), Lucifer The Cat (#16), Pride Of Passion (#15)



Horse/Jockey Name	Strapperoo
Final Rank	1
Fastest Section Time (Section)	0:10.95 (400m)
Top Speed [km/h] (Section)	68.4 (400m)
Race State	Finished

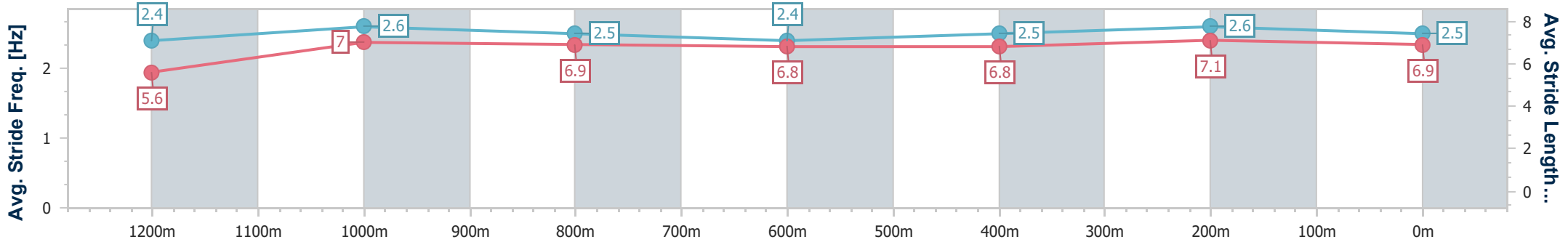
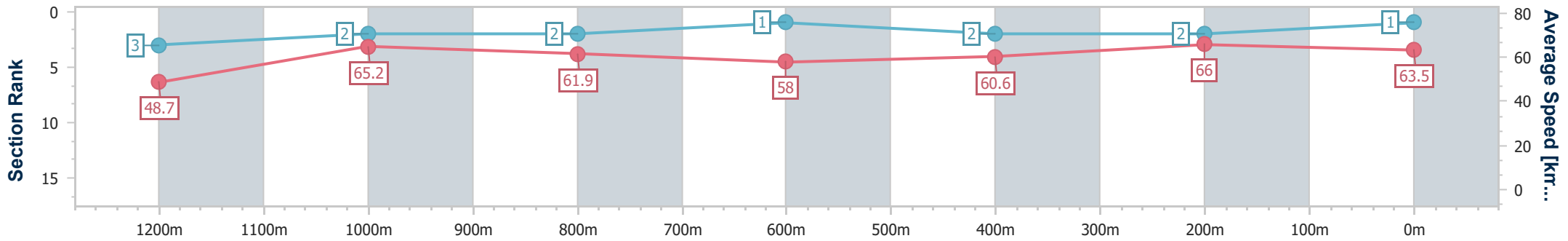


Doomben QLD Professional
Race 2: XXXX Maiden Handicap - 1350m
 19 June 2024 - 12:38
 Track Rating: Good 4, Weather: Fine, Rail Position: +11m Entire



BRISBANE
RACING CLUB

Section	Overall	1200m	1000m	800m	600m	400m	200m
Section Times	1:20.39 [1] (0:11.10)	1:09.29 [3] (0:11.02)	0:58.27 [2] (0:11.66)	0:46.61 [2] (0:12.35)	0:34.26 [1] (0:11.95)	0:22.31 [2] (0:10.95)	0:11.36 [2] (0:11.36)
Average Speed [km/h]	48.7	65.2	61.9	58.0	60.6	66.0	63.5
Top Speed [km/h]	65.9	66.4	64.5	59.8	63.4	68.4	66.7
Avg. Dist. to Rail [m]	3.5	0.6	0.2	0.3	1.1	1.7	2.1
Avg. Stride Freq. [Hz]	2.4	2.6	2.5	2.4	2.5	2.6	2.5
Avg. Stride Length [m]	5.6	7.0	6.9	6.8	6.8	7.1	6.9



- [] Ranking at each section and finish
- .-.- No data available at this section
- NA No data available



Horse/Jockey Name	Mystic Mac
Final Rank	2
Fastest Section Time (Section)	0:10.90 (1200m)
Top Speed [km/h] (Section)	67.1 (400m)
Race State	Finished

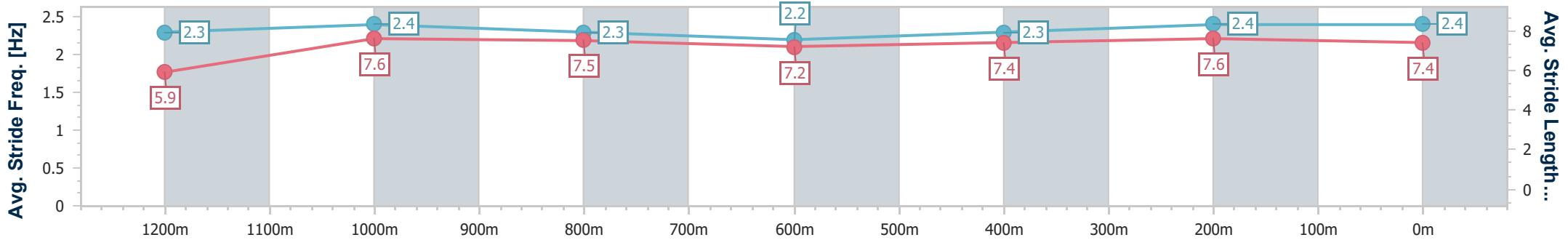
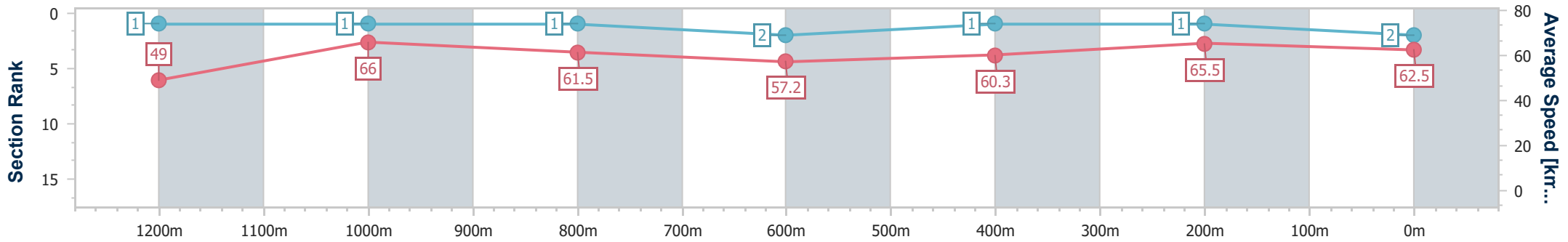


Doomben QLD Professional
Race 2: XXXX Maiden Handicap - 1350m
 19 June 2024 - 12:38
 Track Rating: Good 4, Weather: Fine, Rail Position: +11m Entire



BRISBANE
RACING CLUB

Section	Overall	1200m	1000m	800m	600m	400m	200m
Section Times	1:20.51 [2] (0:11.00)	1:09.51 [1] (0:10.90)	0:58.61 [1] (0:11.75)	0:46.86 [1] (0:12.53)	0:34.33 [2] (0:11.89)	0:22.44 [1] (0:10.92)	0:11.52 [1] (0:11.52)
Average Speed [km/h]	49.0	66.0	61.5	57.2	60.3	65.5	62.5
Top Speed [km/h]	65.6	66.8	64.0	58.9	63.4	67.1	65.6
Avg. Dist. to Rail [m]	1.6	0.1	0.2	0.2	1.2	2.0	2.0
Avg. Stride Freq. [Hz]	2.3	2.4	2.3	2.2	2.3	2.4	2.4
Avg. Stride Length [m]	5.9	7.6	7.5	7.2	7.4	7.6	7.4



- [] Ranking at each section and finish
- .-.- No data available at this section
- NA No data available



Horse/Jockey Name	National Interest
Final Rank	3
Fastest Section Time (Section)	0:10.95 (400m)
Top Speed [km/h] (Section)	67.3 (400m)
Race State	Finished



Doomben QLD Professional

Race 2: XXXX Maiden Handicap - 1350m

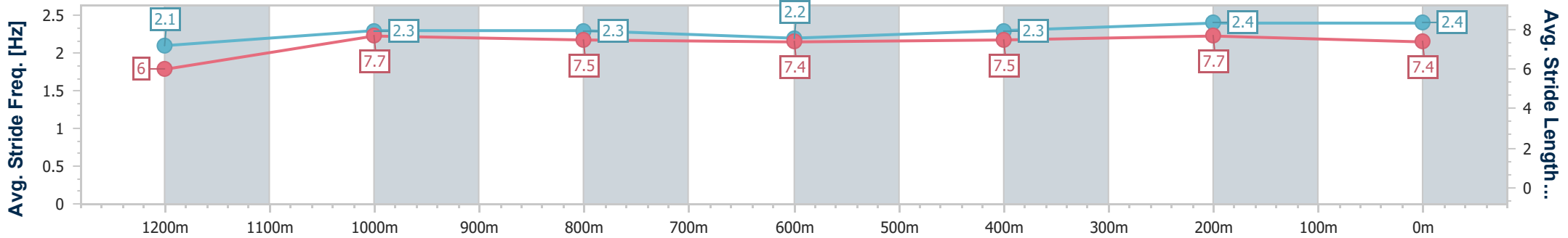
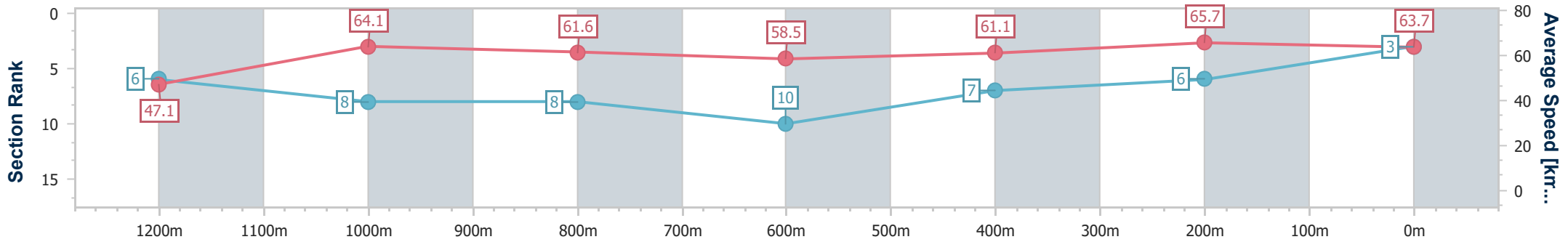
19 June 2024 - 12:38

Track Rating: Good 4, Weather: Fine, Rail Position: +11m Entire



BRISBANE RACING CLUB

Section	Overall	1200m	1000m	800m	600m	400m	200m
Section Times	1:20.93 [3] (0:11.50)	1:09.43 [6] (0:11.24)	0:58.19 [8] (0:11.70)	0:46.49 [8] (0:12.42)	0:34.07 [10] (0:11.85)	0:22.22 [7] (0:10.95)	0:11.27 [6] (0:11.27)
Average Speed [km/h]	47.1	64.1	61.6	58.5	61.1	65.7	63.7
Top Speed [km/h]	66.1	65.0	65.2	60.2	63.4	67.3	66.6
Avg. Dist. to Rail [m]	4.1	1.0	1.2	1.9	0.8	1.4	1.9
Avg. Stride Freq. [Hz]	2.1	2.3	2.3	2.2	2.3	2.4	2.4
Avg. Stride Length [m]	6.0	7.7	7.5	7.4	7.5	7.7	7.4



- [] Ranking at each section and finish
- .-.- No data available at this section
- NA No data available



Horse/Jockey Name	Poutchek
Final Rank	4
Fastest Section Time (Section)	0:11.01 (400m)
Top Speed [km/h] (Section)	66.6 (400m)
Race State	Finished

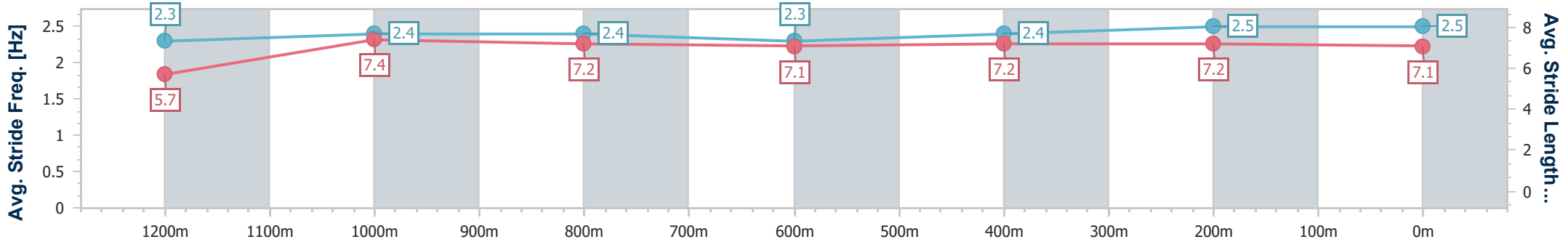
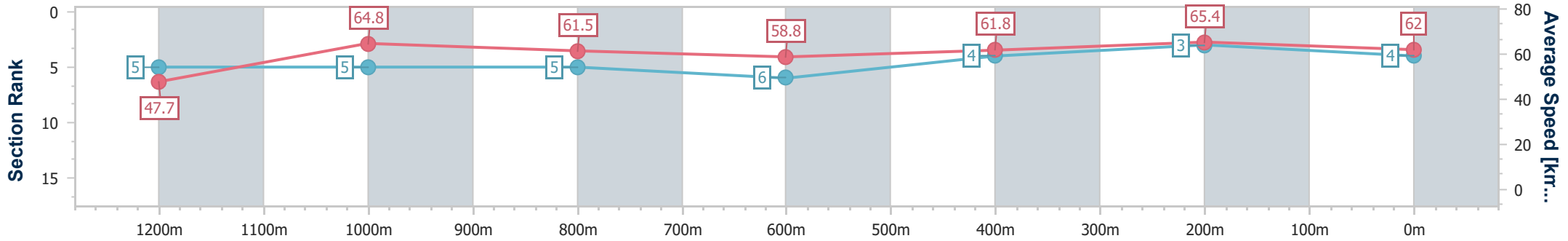


Doomben QLD Professional
Race 2: XXXX Maiden Handicap - 1350m
 19 June 2024 - 12:38
 Track Rating: Good 4, Weather: Fine, Rail Position: +11m Entire



BRISBANE
RACING CLUB

Section	Overall	1200m	1000m	800m	600m	400m	200m
Section Times	1:20.98 [4] (0:11.27)	1:09.71 [5] (0:11.11)	0:58.60 [5] (0:11.76)	0:46.84 [5] (0:12.41)	0:34.43 [6] (0:11.78)	0:22.65 [4] (0:11.01)	0:11.64 [3] (0:11.64)
Average Speed [km/h]	47.7	64.8	61.5	58.8	61.8	65.4	62.0
Top Speed [km/h]	62.3	65.9	65.2	60.4	63.8	66.6	65.0
Avg. Dist. to Rail [m]	4.5	0.7	1.6	2.6	1.7	2.5	2.3
Avg. Stride Freq. [Hz]	2.3	2.4	2.4	2.3	2.4	2.5	2.5
Avg. Stride Length [m]	5.7	7.4	7.2	7.1	7.2	7.2	7.1



- [] Ranking at each section and finish
- .-.- No data available at this section
- NA No data available



Horse/Jockey Name	Stealing Souls
Final Rank	5
Fastest Section Time (Section)	0:10.95 (1200m)
Top Speed [km/h] (Section)	66.7 (1200m)
Race State	Finished

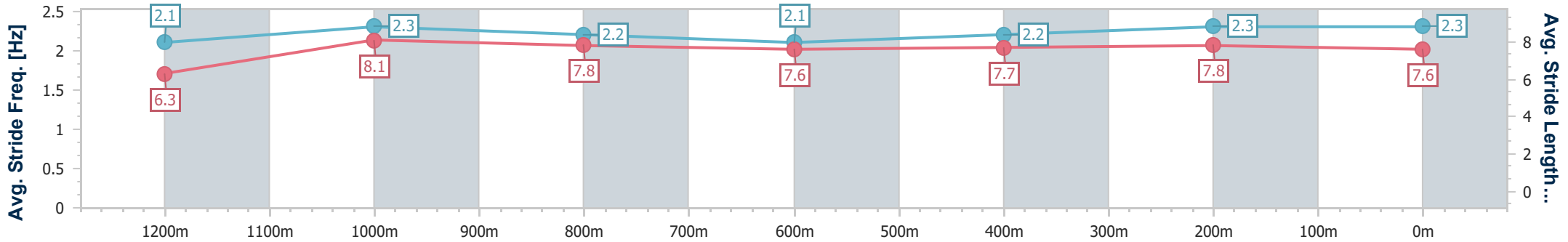
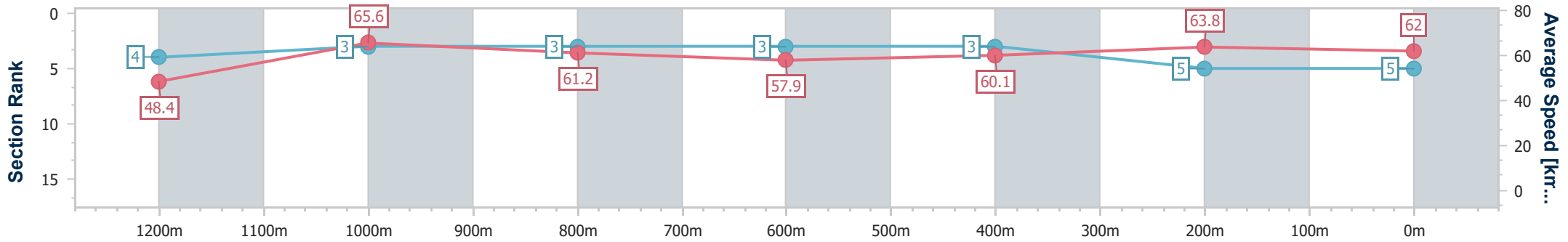


Doomben QLD Professional
Race 2: XXXX Maiden Handicap - 1350m
 19 June 2024 - 12:38
 Track Rating: Good 4, Weather: Fine, Rail Position: +11m Entire



BRISBANE
RACING CLUB

Section	Overall	1200m	1000m	800m	600m	400m	200m
Section Times	1:21.08 [5] (0:11.18)	1:09.90 [4] (0:10.95)	0:58.95 [3] (0:11.76)	0:47.19 [3] (0:12.42)	0:34.77 [3] (0:11.91)	0:22.86 [3] (0:11.26)	0:11.60 [5] (0:11.60)
Average Speed [km/h]	48.4	65.6	61.2	57.9	60.1	63.8	62.0
Top Speed [km/h]	63.8	66.7	65.7	59.2	61.7	65.7	64.4
Avg. Dist. to Rail [m]	0.6	0.2	0.2	0.6	1.0	0.7	1.9
Avg. Stride Freq. [Hz]	2.1	2.3	2.2	2.1	2.2	2.3	2.3
Avg. Stride Length [m]	6.3	8.1	7.8	7.6	7.7	7.8	7.6



- [] Ranking at each section and finish
- .-.- No data available at this section
- NA No data available



Horse/Jockey Name	Binghamton
Final Rank	6
Fastest Section Time (Section)	0:11.02 (400m)
Top Speed [km/h] (Section)	67.7 (400m)
Race State	Finished

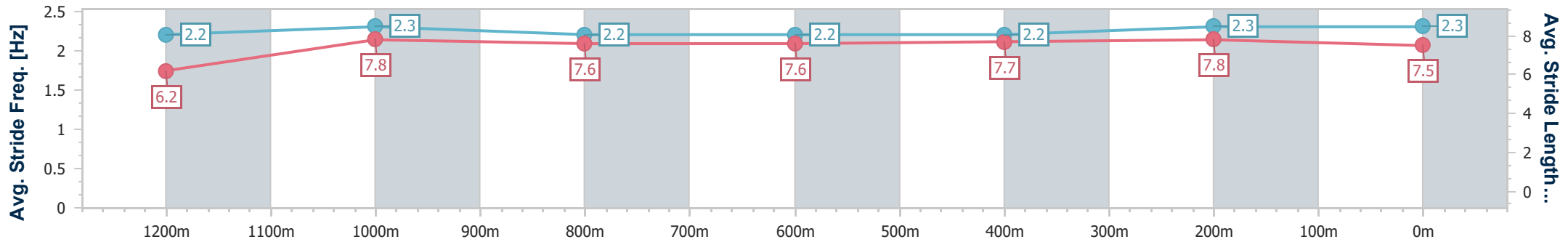
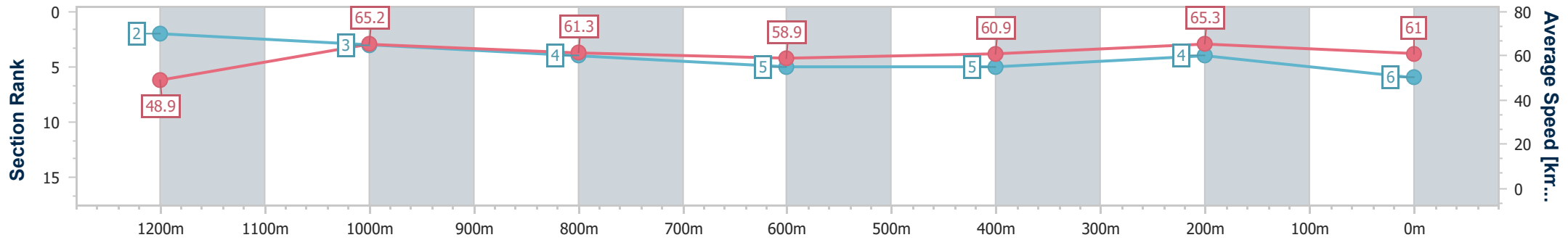


Doomben QLD Professional
Race 2: XXXX Maiden Handicap - 1350m
 19 June 2024 - 12:38
 Track Rating: Good 4, Weather: Fine, Rail Position: +11m Entire



BRISBANE
RACING CLUB

Section	Overall	1200m	1000m	800m	600m	400m	200m
Section Times	1:21.21 [6] (0:11.04)	1:10.17 [2] (0:11.09)	0:59.08 [3] (0:11.86)	0:47.22 [4] (0:12.43)	0:34.79 [5] (0:11.96)	0:22.83 [5] (0:11.02)	0:11.81 [4] (0:11.81)
Average Speed [km/h]	48.9	65.2	61.3	58.9	60.9	65.3	61.0
Top Speed [km/h]	64.5	66.3	64.9	60.3	62.9	67.7	64.7
Avg. Dist. to Rail [m]	2.2	1.4	3.3	3.7	2.1	0.3	0.9
Avg. Stride Freq. [Hz]	2.2	2.3	2.2	2.2	2.2	2.3	2.3
Avg. Stride Length [m]	6.2	7.8	7.6	7.6	7.7	7.8	7.5



- [] Ranking at each section and finish
- .-.- No data available at this section
- NA No data available



Horse/Jockey Name	Omikami
Final Rank	7
Fastest Section Time (Section)	0:11.06 (400m)
Top Speed [km/h] (Section)	66.4 (400m)
Race State	Finished



Doomben QLD Professional

Race 2: XXXX Maiden Handicap - 1350m

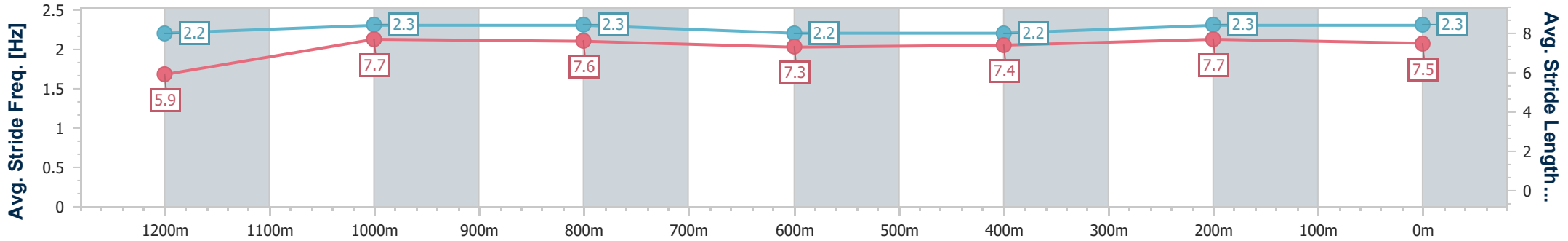
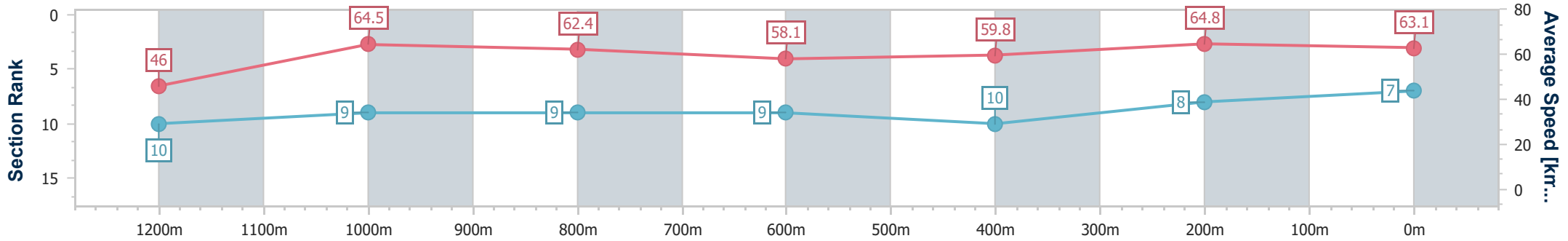
19 June 2024 - 12:38

Track Rating: Good 4, Weather: Fine, Rail Position: +11m Entire



BRISBANE RACING CLUB

Section	Overall	1200m	1000m	800m	600m	400m	200m
Section Times	1:21.30 [7] (0:11.77)	1:09.53 [10] (0:11.15)	0:58.38 [9] (0:11.54)	0:46.84 [9] (0:12.39)	0:34.45 [9] (0:11.99)	0:22.46 [10] (0:11.06)	0:11.40 [8] (0:11.40)
Average Speed [km/h]	46.0	64.5	62.4	58.1	59.8	64.8	63.1
Top Speed [km/h]	64.7	65.3	65.5	60.7	61.7	66.4	65.4
Avg. Dist. to Rail [m]	5.5	0.1	0.2	0.3	0.8	0.7	0.9
Avg. Stride Freq. [Hz]	2.2	2.3	2.3	2.2	2.2	2.3	2.3
Avg. Stride Length [m]	5.9	7.7	7.6	7.3	7.4	7.7	7.5



- [] Ranking at each section and finish
- .-.- No data available at this section
- NA No data available



Horse/Jockey Name	Express Payment
Final Rank	8
Fastest Section Time (Section)	0:11.05 (400m)
Top Speed [km/h] (Section)	67.9 (400m)
Race State	Finished



Doomben QLD Professional

Race 2: XXXX Maiden Handicap - 1350m

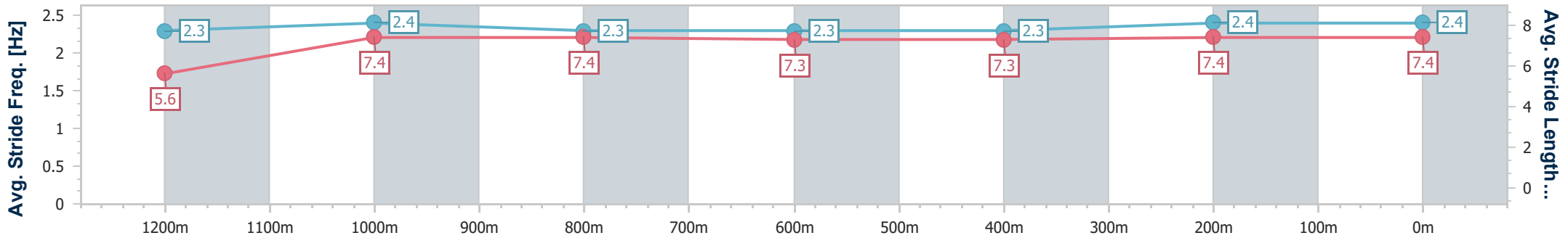
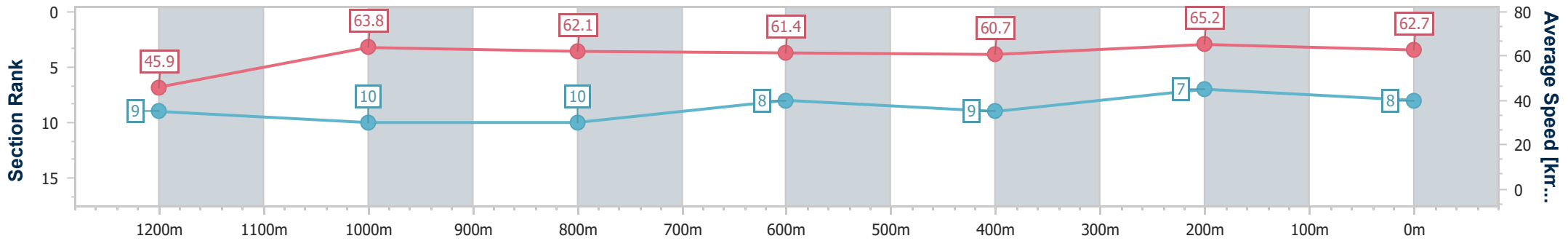
19 June 2024 - 12:38

Track Rating: Good 4, Weather: Fine, Rail Position: +11m Entire



BRISBANE RACING CLUB

Section	Overall	1200m	1000m	800m	600m	400m	200m
Section Times	1:21.34 [8] (0:11.73)	1:09.61 [9] (0:11.32)	0:58.29 [10] (0:11.67)	0:46.62 [10] (0:11.99)	0:34.63 [8] (0:12.08)	0:22.55 [9] (0:11.05)	0:11.50 [7] (0:11.50)
Average Speed [km/h]	45.9	63.8	62.1	61.4	60.7	65.2	62.7
Top Speed [km/h]	62.7	65.1	65.6	63.6	62.8	67.9	64.4
Avg. Dist. to Rail [m]	6.7	1.7	2.6	4.3	3.1	3.2	3.1
Avg. Stride Freq. [Hz]	2.3	2.4	2.3	2.3	2.3	2.4	2.4
Avg. Stride Length [m]	5.6	7.4	7.4	7.3	7.3	7.4	7.4



- [] Ranking at each section and finish
- .-.- No data available at this section
- NA No data available



Horse/Jockey Name	Kellisa
Final Rank	9
Fastest Section Time (Section)	0:10.98 (400m)
Top Speed [km/h] (Section)	66.0 (400m)
Race State	Finished



Doomben QLD Professional

Race 2: XXXX Maiden Handicap - 1350m

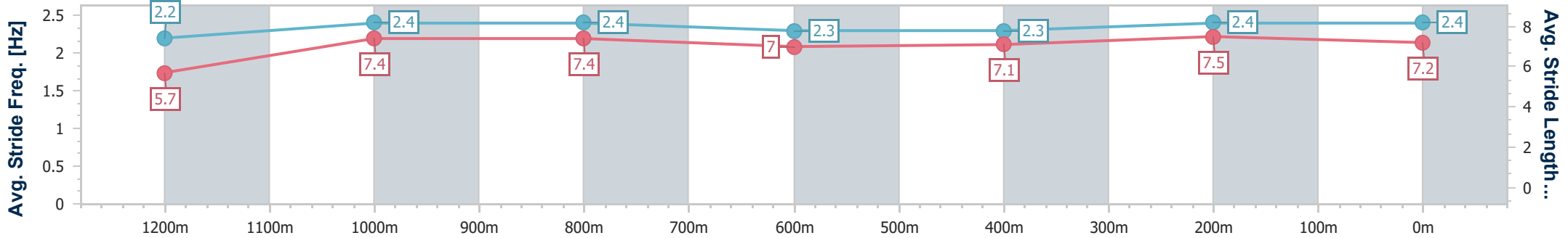
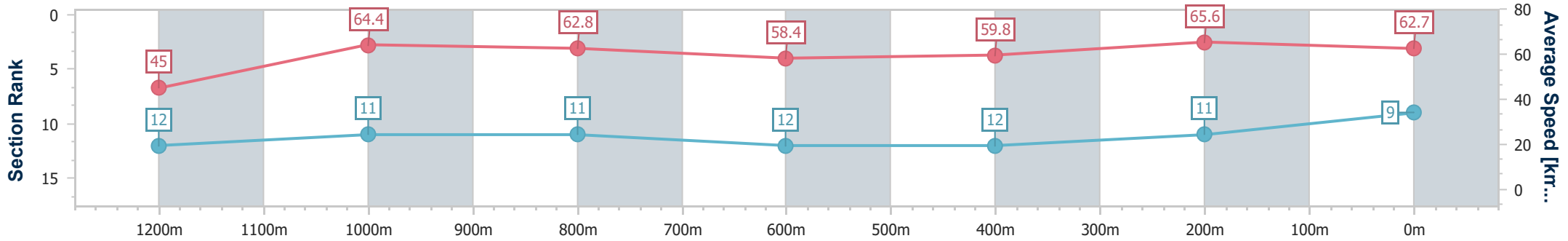
19 June 2024 - 12:38

Track Rating: Good 4, Weather: Fine, Rail Position: +11m Entire



BRISBANE RACING CLUB

Section	Overall	1200m	1000m	800m	600m	400m	200m
Section Times	1:21.53 [9] (0:12.08)	1:09.45 [12] (0:11.14)	0:58.31 [11] (0:11.51)	0:46.80 [11] (0:12.40)	0:34.40 [12] (0:11.94)	0:22.46 [12] (0:10.98)	0:11.48 [11] (0:11.48)
Average Speed [km/h]	45.0	64.4	62.8	58.4	59.8	65.6	62.7
Top Speed [km/h]	63.8	65.7	64.4	60.9	63.9	66.0	65.3
Avg. Dist. to Rail [m]	6.6	0.2	0.4	1.0	0.9	1.3	3.6
Avg. Stride Freq. [Hz]	2.2	2.4	2.4	2.3	2.3	2.4	2.4
Avg. Stride Length [m]	5.7	7.4	7.4	7.0	7.1	7.5	7.2



- [] Ranking at each section and finish
- .-.- No data available at this section
- NA No data available



Horse/Jockey Name	Aqua Rosa
Final Rank	10
Fastest Section Time (Section)	0:11.05 (1200m)
Top Speed [km/h] (Section)	66.5 (1200m)
Race State	Finished



Doomben QLD Professional

Race 2: XXXX Maiden Handicap - 1350m

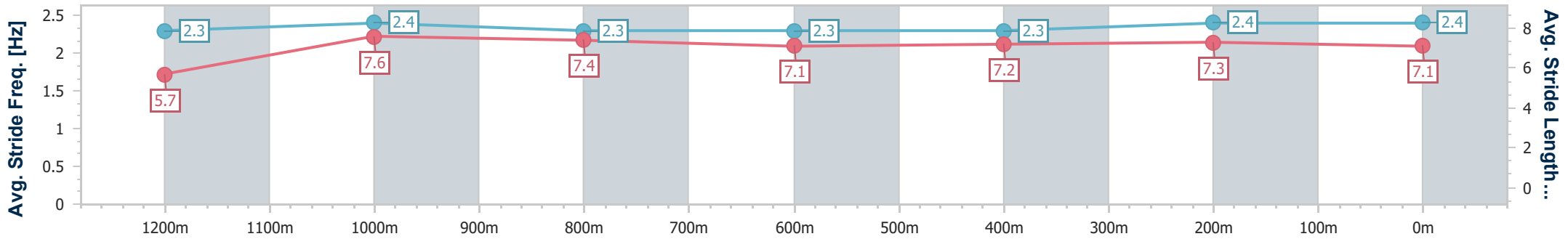
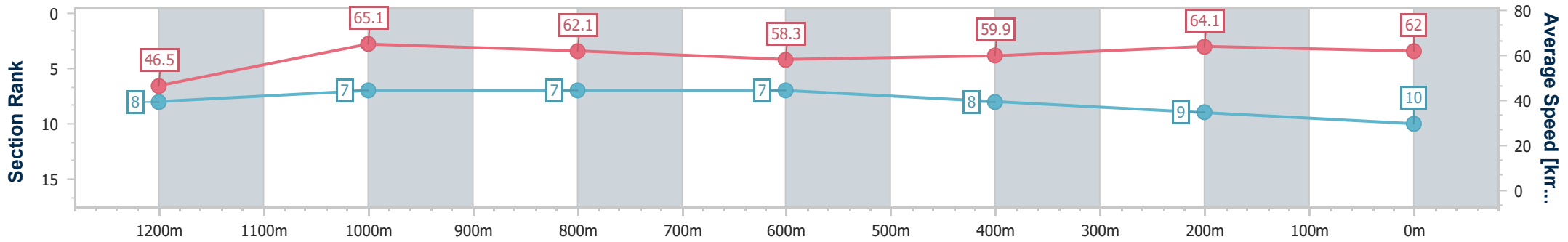
19 June 2024 - 12:38

Track Rating: Good 4, Weather: Fine, Rail Position: +11m Entire



BRISBANE RACING CLUB

Section	Overall	1200m	1000m	800m	600m	400m	200m
Section Times	1:21.58 [10] (0:11.58)	1:10.00 [8] (0:11.05)	0:58.95 [7] (0:11.60)	0:47.35 [7] (0:12.46)	0:34.89 [7] (0:12.02)	0:22.87 [8] (0:11.22)	0:11.65 [9] (0:11.65)
Average Speed [km/h]	46.5	65.1	62.1	58.3	59.9	64.1	62.0
Top Speed [km/h]	64.7	66.5	64.5	59.9	63.6	66.4	63.5
Avg. Dist. to Rail [m]	2.5	0.4	0.4	1.4	0.8	0.5	0.9
Avg. Stride Freq. [Hz]	2.3	2.4	2.3	2.3	2.3	2.4	2.4
Avg. Stride Length [m]	5.7	7.6	7.4	7.1	7.2	7.3	7.1



- [] Ranking at each section and finish
- .-.- No data available at this section
- NA No data available



Horse/Jockey Name	Huracanevo
Final Rank	11
Fastest Section Time (Section)	0:11.18 (400m)
Top Speed [km/h] (Section)	66.1 (400m)
Race State	Finished

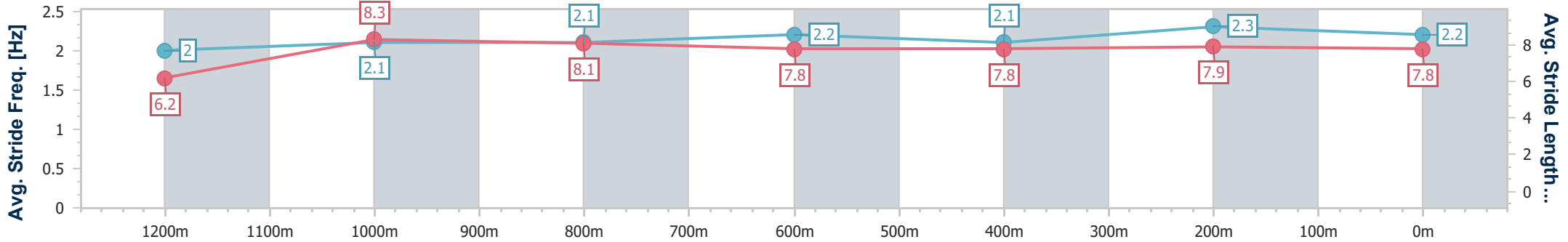
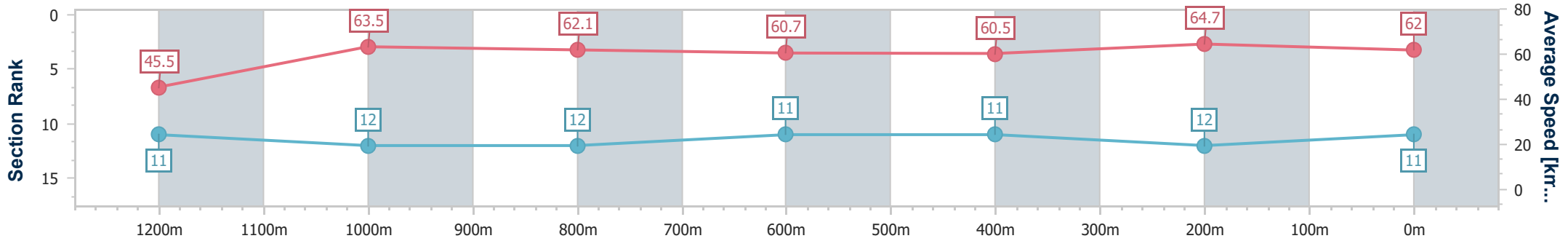


Doomben QLD Professional
Race 2: XXXX Maiden Handicap - 1350m
 19 June 2024 - 12:38
 Track Rating: Good 4, Weather: Fine, Rail Position: +11m Entire



BRISBANE
RACING CLUB

Section	Overall	1200m	1000m	800m	600m	400m	200m
Section Times	1:21.73 [11] (0:11.93)	1:09.80 [11] (0:11.33)	0:58.47 [12] (0:11.67)	0:46.80 [12] (0:12.00)	0:34.80 [11] (0:12.00)	0:22.80 [11] (0:11.18)	0:11.62 [12]
Average Speed [km/h]	45.5	63.5	62.1	60.7	60.5	64.7	62.0
Top Speed [km/h]	62.8	64.2	63.8	62.4	62.8	66.1	64.3
Avg. Dist. to Rail [m]	7.4	1.2	1.7	2.8	1.7	3.3	5.4
Avg. Stride Freq. [Hz]	2.0	2.1	2.1	2.2	2.1	2.3	2.2
Avg. Stride Length [m]	6.2	8.3	8.1	7.8	7.8	7.9	7.8



- [] Ranking at each section and finish
- .-.- No data available at this section
- NA No data available



Horse/Jockey Name	Valley Of Owls
Final Rank	12
Fastest Section Time (Section)	0:11.00 (1200m)
Top Speed [km/h] (Section)	66.5 (1200m)
Race State	Finished

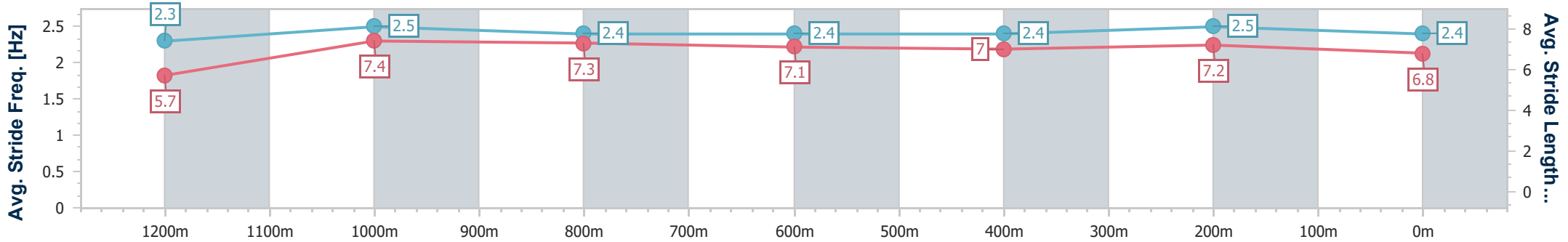
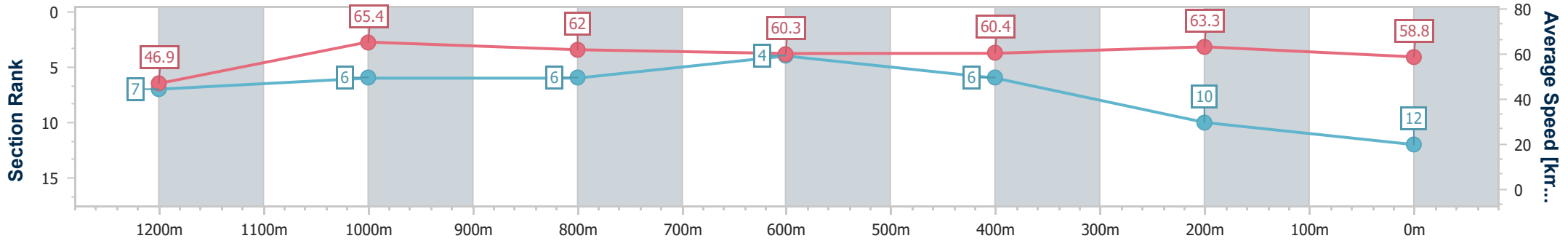


Doomben QLD Professional
Race 2: XXXX Maiden Handicap - 1350m
 19 June 2024 - 12:38
 Track Rating: Good 4, Weather: Fine, Rail Position: +11m Entire



BRISBANE
RACING CLUB

Section	Overall	1200m	1000m	800m	600m	400m	200m
Section Times	1:22.20 [12] (0:11.53)	1:10.67 [7] (0:11.00)	0:59.67 [6] (0:11.68)	0:47.99 [6] (0:12.11)	0:35.88 [4] (0:12.16)	0:23.72 [6] (0:11.48)	0:12.24 [10] (0:12.24)
Average Speed [km/h]	46.9	65.4	62.0	60.3	60.4	63.3	58.8
Top Speed [km/h]	62.6	66.5	65.5	62.1	62.7	64.2	63.2
Avg. Dist. to Rail [m]	5.0	1.3	1.8	2.9	4.1	4.6	4.6
Avg. Stride Freq. [Hz]	2.3	2.5	2.4	2.4	2.4	2.5	2.4
Avg. Stride Length [m]	5.7	7.4	7.3	7.1	7.0	7.2	6.8



- [] Ranking at each section and finish
- .-.- No data available at this section
- NA No data available



Doomben QLD Professional

Race 3: THE GIBSON QTIS Three-Year-Old Maiden Plate - 1200m

19 June 2024 - 13:12



BRISBANE
RACING CLUB

Track Rating: Good 4, Weather: Fine, Rail Position: +11m Entire

Section		Overall										Last 600m	
Field Times		1:09.78										0:34.07	
		(0:13.43)										(0:11.72)	
		1000m										200m	
		0:56.35										0:11.72	
		(0:10.84)										(0:11.72)	
		800m											
		0:45.51											
		(0:11.44)											
		600m											
		0:34.07											
		(0:11.20)											
		400m											
		0:22.87											
		(0:11.15)											
		200m											
		0:11.72											
		(0:11.72)											
Rank	TAB	Horse/Jockey	Barrier	Top Speed [km/h]	Fastest Section	Overall	1000m	800m	600m	400m	200m	Margin	Distance Travelled [m]
1	6	PRE EMINENCE	5	67.8	0:10.89	1:09.78 [1]	0:56.05 [6]	0:45.16 [4]	0:33.87 [3]	0:22.58 [3]	0:11.59 [2]	1:09.78	0:33.87
		Robbie Dolan		1000m	1000m	(0:13.73)	(0:10.89)	(0:11.29)	(0:11.29)	(0:10.99)	(0:11.59)		
2	1	CASPERNOVA	11	67.8	0:10.77	1:09.83 [2]	0:55.85 [8]	0:44.87 [8]	0:33.46 [8]	0:22.11 [8]	0:11.34 [6]	0.3L	0:33.46
		Vlad Duric		400m	400m	(0:13.98)	(0:10.98)	(0:11.41)	(0:11.35)	(0:10.77)	(0:11.34)		-3
3	2	LIETUVA	4	69.0	0:10.85	1:10.00 [3]	0:56.29 [5]	0:45.36 [6]	0:33.89 [6]	0:22.45 [6]	0:11.60 [4]	1.31L	0:33.89
		Kirk Matheson		Overall	400m	(0:13.71)	(0:10.93)	(0:11.47)	(0:11.44)	(0:10.85)	(0:11.60)		+2
4	3	MEAT PIE ARTIE	16	67.8	0:10.84	1:10.18 [4]	0:55.85 [10]	0:45.01 [9]	0:33.78 [9]	0:22.43 [9]	0:11.56 [7]	2.36L	0:33.78
		Martin Harley		400m	1000m	(0:14.33)	(0:10.84)	(0:11.23)	(0:11.35)	(0:10.87)	(0:11.56)		-1
5	9	VIACONI	3	69.4	0:10.74	1:10.24 [5]	0:56.65 [3]	0:45.91 [2]	0:34.51 [2]	0:23.33 [1]	0:12.18 [1]	2.7L	0:34.51
		Michael Rodd		1000m	1000m	(0:13.59)	(0:10.74)	(0:11.40)	(0:11.18)	(0:11.15)	(0:12.18)		-2
6	5	OPTIMUS MAXIMUS	1	66.8	0:10.97	1:10.24 [6]	0:56.76 [2]	0:45.79 [3]	0:34.27 [4]	0:22.95 [4]	0:11.79 [5]	2.71L	0:34.27
		Tahlia Fenlon		1000m	1000m	(0:13.48)	(0:10.97)	(0:11.52)	(0:11.32)	(0:11.16)	(0:11.79)		-3
7	14	SPRUCE	12	68.3	0:10.84	1:10.44 [7]	0:57.01 [1]	0:46.17 [1]	0:34.73 [1]	0:23.37 [2]	0:12.19 [3]	3.88L	0:34.73
		Angela Jones		1000m	1000m	(0:13.43)	(0:10.84)	(0:11.44)	(0:11.36)	(0:11.18)	(0:12.19)		+1
8	16	LIKE SMOKE	7	69.8	0:11.00	1:11.14 [8]	0:57.32 [7]	0:46.32 [7]	0:34.97 [7]	0:23.45 [7]	0:12.05 [9]	7.97L	0:34.97
		Karl Zechner		Overall	1000m	(0:13.82)	(0:11.00)	(0:11.35)	(0:11.52)	(0:11.40)	(0:12.05)		+2
9	11	HURRICANE HARLOW	10	68.1	0:11.02	1:11.37 [9]	0:57.76 [4]	0:46.74 [5]	0:35.31 [5]	0:23.85 [5]	0:12.41 [8]	9.33L	0:35.31
		Boris Thornton		Overall	1000m	(0:13.61)	(0:11.02)	(0:11.43)	(0:11.46)	(0:11.44)	(0:12.41)		+1
10	13	BENNU	6	69.2	0:11.02	1:12.50 [10]	0:58.24 [9]	0:47.22 [10]	0:35.84 [10]	0:24.26 [10]	0:12.62 [10]	16.02L	0:35.84
		Andrew Spinks		1000m	1000m	(0:14.26)	(0:11.02)	(0:11.38)	(0:11.58)	(0:11.64)	(0:12.62)		+0

Scratched: Mystic Mac (#4), Express Payment (#15), Amaterasu (#10), Jungle Law (#12), Stealing Souls (#7), Strapperoo (#8)

[] Ranking at each section and finish
-:--:- No data available at this section
NA No data available

SCN Saddle cloth number
DNF Did not finish
DNT Did not track



Horse/Jockey Name	Pre Eminence
Final Rank	1
Fastest Section Time (Section)	0:10.89 (1000m)
Top Speed [km/h] (Section)	67.8 (1000m)
Race State	Finished



Doomben QLD Professional
Race 3: THE GIBSON QTIS Three-Year-Old Maiden Plate - 1200m

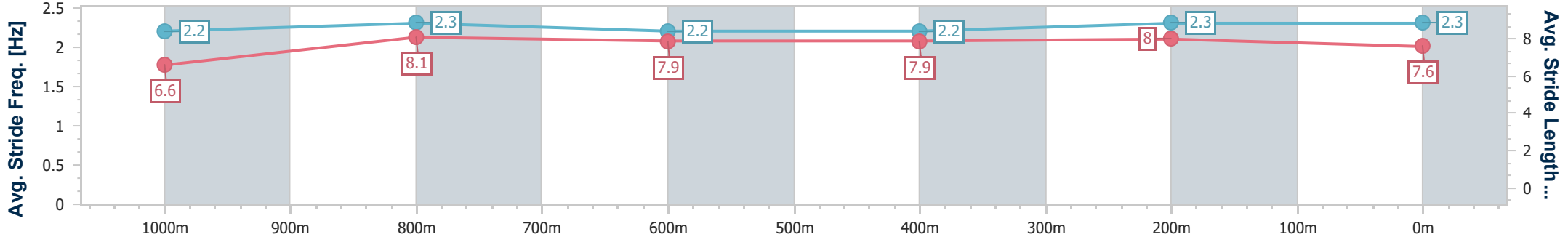
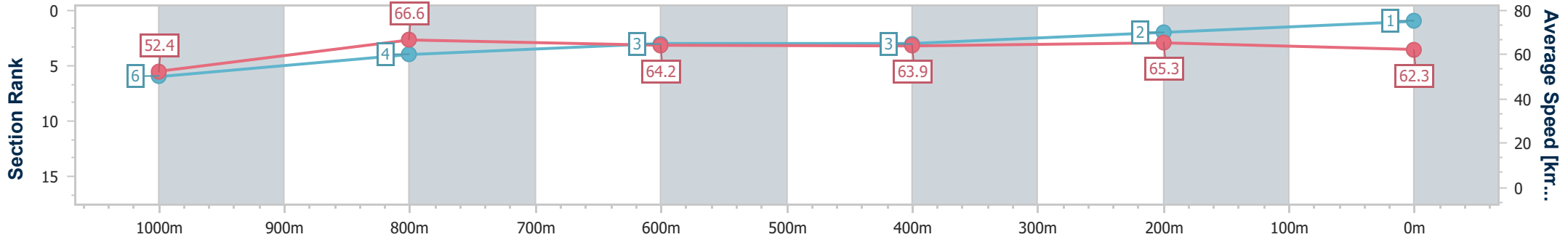
19 June 2024 - 13:12

Track Rating: Good 4, Weather: Fine, Rail Position: +11m Entire



BRISBANE
RACING CLUB

Section	Overall	1000m	800m	600m	400m	200m
Section Times	1:09.78 [1] (0:13.73)	0:56.05 [6] (0:10.89)	0:45.16 [4] (0:11.29)	0:33.87 [3] (0:11.29)	0:22.58 [3] (0:10.99)	0:11.59 [2] (0:11.59)
Average Speed [km/h]	52.4	66.6	64.2	63.9	65.3	62.3
Top Speed [km/h]	66.0	67.8	65.3	64.6	66.9	66.1
Avg. Dist. to Rail [m]	3.6	2.0	1.0	0.4	1.6	4.2
Avg. Stride Freq. [Hz]	2.2	2.3	2.2	2.2	2.3	2.3
Avg. Stride Length [m]	6.6	8.1	7.9	7.9	8.0	7.6



- [] Ranking at each section and finish
- .-.- No data available at this section
- NA No data available



Horse/Jockey Name	Caspernova
Final Rank	2
Fastest Section Time (Section)	0:10.77 (400m)
Top Speed [km/h] (Section)	67.8 (400m)
Race State	Finished



Doomben QLD Professional
Race 3: THE GIBSON QTIS Three-Year-Old Maiden Plate - 1200m

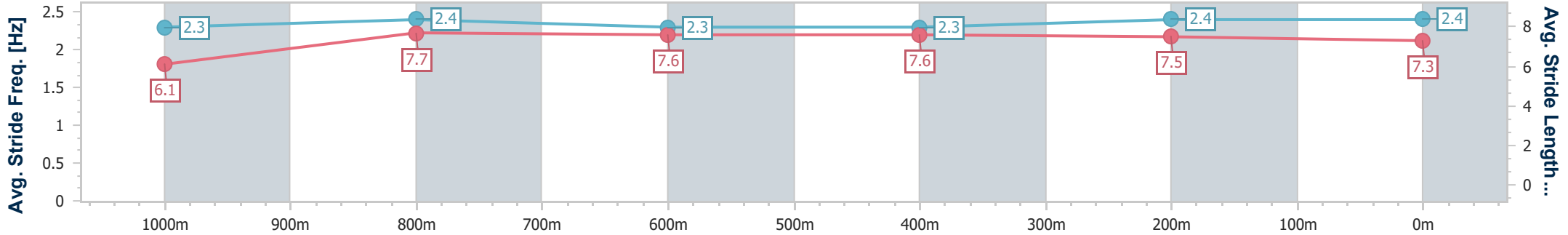
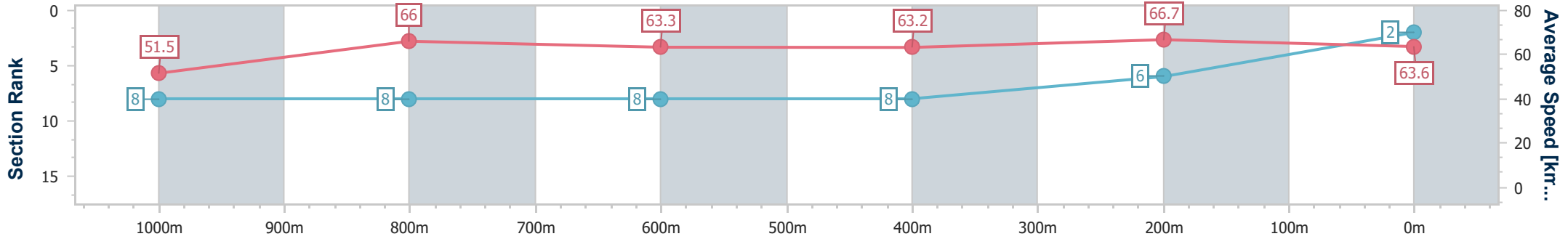
19 June 2024 - 13:12

Track Rating: Good 4, Weather: Fine, Rail Position: +11m Entire



BRISBANE
RACING CLUB

Section	Overall	1000m	800m	600m	400m	200m
Section Times	1:09.83 [2] (0:13.98)	0:55.85 [8] (0:10.98)	0:44.87 [8] (0:11.41)	0:33.46 [8] (0:11.35)	0:22.11 [8] (0:10.77)	0:11.34 [6] (0:11.34)
Average Speed [km/h]	51.5	66.0	63.3	63.2	66.7	63.6
Top Speed [km/h]	66.9	67.0	64.7	64.5	67.8	67.1
Avg. Dist. to Rail [m]	5.3	1.3	0.8	0.7	1.1	1.1
Avg. Stride Freq. [Hz]	2.3	2.4	2.3	2.3	2.4	2.4
Avg. Stride Length [m]	6.1	7.7	7.6	7.6	7.5	7.3



- [] Ranking at each section and finish
- .-.- No data available at this section
- NA No data available



Horse/Jockey Name	Lietuva
Final Rank	3
Fastest Section Time (Section)	0:10.85 (400m)
Top Speed [km/h] (Section)	69.0 (Overall)
Race State	Finished



Doomben QLD Professional
Race 3: THE GIBSON QTIS Three-Year-Old Maiden Plate - 1200m

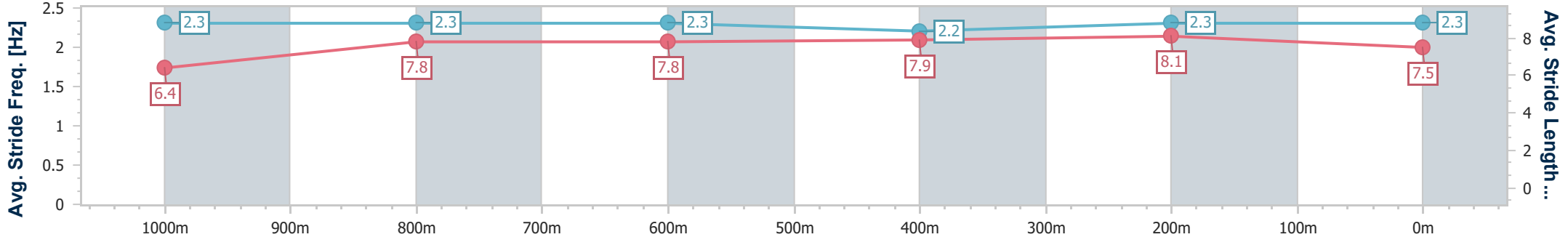
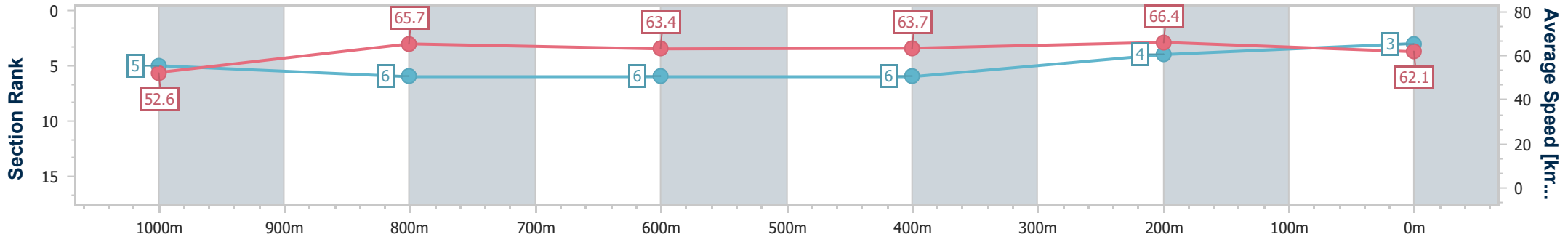
19 June 2024 - 13:12

Track Rating: Good 4, Weather: Fine, Rail Position: +11m Entire



BRISBANE
RACING CLUB

Section	Overall	1000m	800m	600m	400m	200m
Section Times	1:10.00 [3] (0:13.71)	0:56.29 [5] (0:10.93)	0:45.36 [6] (0:11.47)	0:33.89 [6] (0:11.44)	0:22.45 [6] (0:10.85)	0:11.60 [4] (0:11.60)
Average Speed [km/h]	52.6	65.7	63.4	63.7	66.4	62.1
Top Speed [km/h]	69.0	68.2	63.7	66.0	67.0	65.0
Avg. Dist. to Rail [m]	2.3	0.4	1.8	1.8	2.5	4.7
Avg. Stride Freq. [Hz]	2.3	2.3	2.3	2.2	2.3	2.3
Avg. Stride Length [m]	6.4	7.8	7.8	7.9	8.1	7.5



- [] Ranking at each section and finish
- .-.- No data available at this section
- NA No data available



Horse/Jockey Name	Meat Pie Artie
Final Rank	4
Fastest Section Time (Section)	0:10.84 (1000m)
Top Speed [km/h] (Section)	67.8 (400m)
Race State	Finished



Doomben QLD Professional
Race 3: THE GIBSON QTIS Three-Year-Old Maiden Plate - 1200m

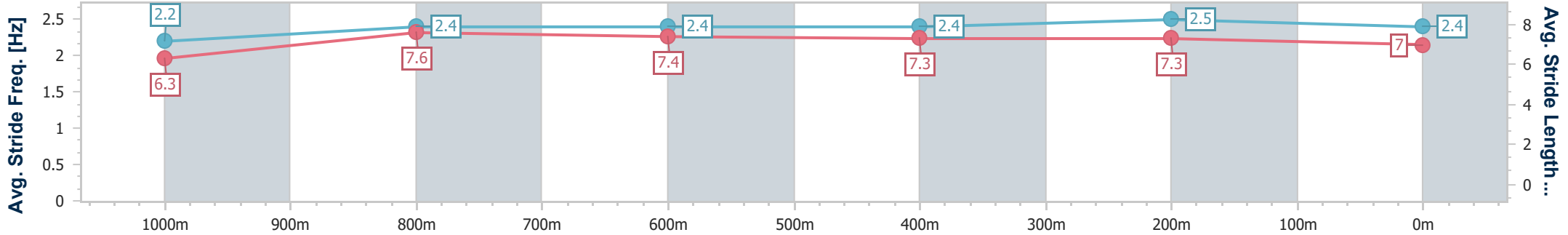
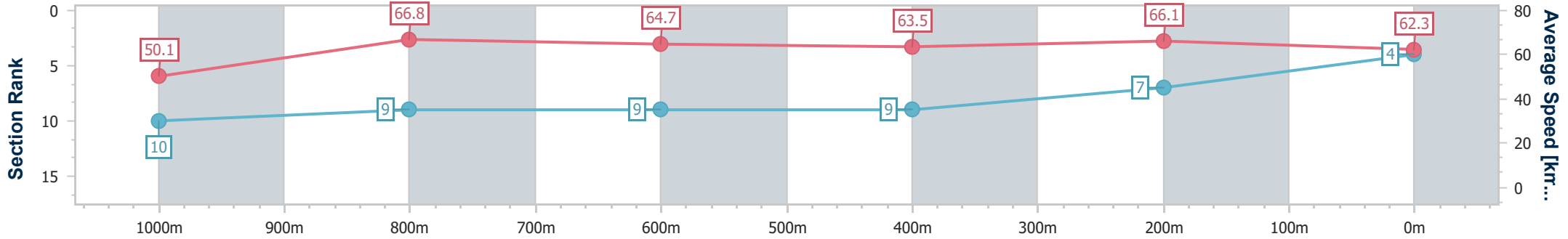
19 June 2024 - 13:12

Track Rating: Good 4, Weather: Fine, Rail Position: +11m Entire



BRISBANE
RACING CLUB

Section	Overall	1000m	800m	600m	400m	200m
Section Times	1:10.18 [4] (0:14.33)	0:55.85 [10] (0:10.84)	0:45.01 [9] (0:11.23)	0:33.78 [9] (0:11.35)	0:22.43 [9] (0:10.87)	0:11.56 [7] (0:11.56)
Average Speed [km/h]	50.1	66.8	64.7	63.5	66.1	62.3
Top Speed [km/h]	67.6	67.6	66.9	64.9	67.8	66.7
Avg. Dist. to Rail [m]	4.7	1.9	1.4	0.7	1.1	2.2
Avg. Stride Freq. [Hz]	2.2	2.4	2.4	2.4	2.5	2.4
Avg. Stride Length [m]	6.3	7.6	7.4	7.3	7.3	7.0



- [] Ranking at each section and finish
- .-.- No data available at this section
- NA No data available



Horse/Jockey Name	Viaconi
Final Rank	5
Fastest Section Time (Section)	0:10.74 (1000m)
Top Speed [km/h] (Section)	69.4 (1000m)
Race State	Finished



Doomben QLD Professional
Race 3: THE GIBSON QTIS Three-Year-Old Maiden Plate - 1200m

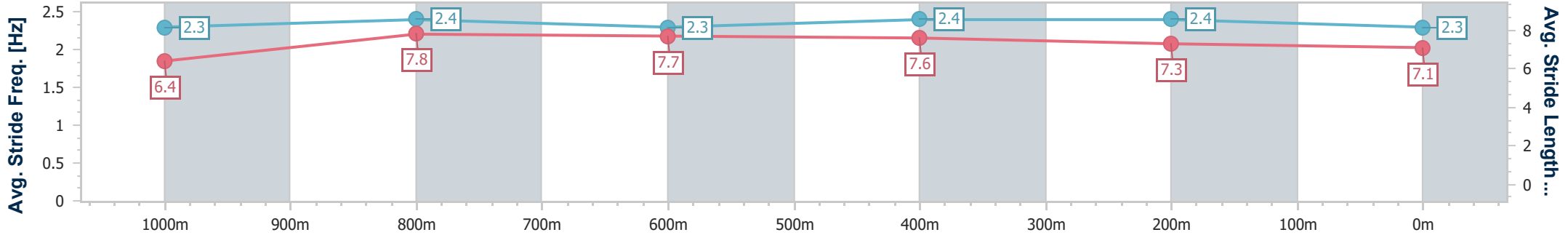
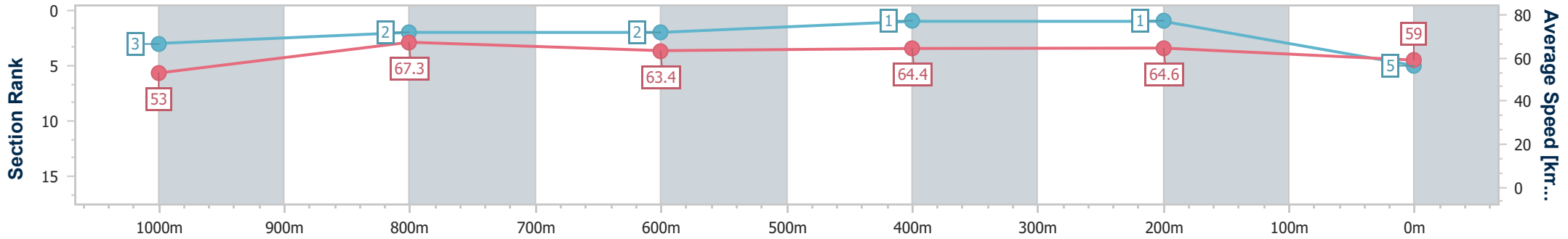
19 June 2024 - 13:12

Track Rating: Good 4, Weather: Fine, Rail Position: +11m Entire



BRISBANE
RACING CLUB

Section	Overall	1000m	800m	600m	400m	200m
Section Times	1:10.24 [5] (0:13.59)	0:56.65 [3] (0:10.74)	0:45.91 [2] (0:11.40)	0:34.51 [2] (0:11.18)	0:23.33 [1] (0:11.15)	0:12.18 [1] (0:12.18)
Average Speed [km/h]	53.0	67.3	63.4	64.4	64.6	59.0
Top Speed [km/h]	68.1	69.4	64.8	64.6	65.5	62.8
Avg. Dist. to Rail [m]	2.5	1.7	0.4	0.2	1.1	3.1
Avg. Stride Freq. [Hz]	2.3	2.4	2.3	2.4	2.4	2.3
Avg. Stride Length [m]	6.4	7.8	7.7	7.6	7.3	7.1



- [] Ranking at each section and finish
- .-.- No data available at this section
- NA No data available



Horse/Jockey Name	Optimus Maximus
Final Rank	6
Fastest Section Time (Section)	0:10.97 (1000m)
Top Speed [km/h] (Section)	66.8 (1000m)
Race State	Finished



Doomben QLD Professional
Race 3: THE GIBSON QTIS Three-Year-Old Maiden Plate - 1200m

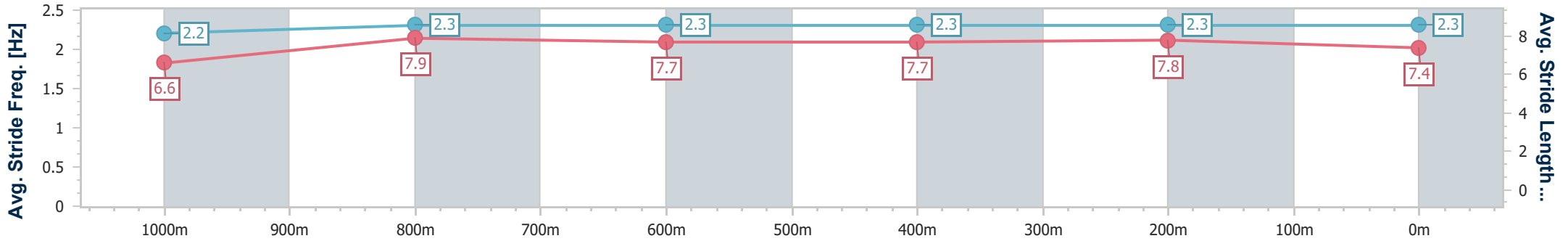
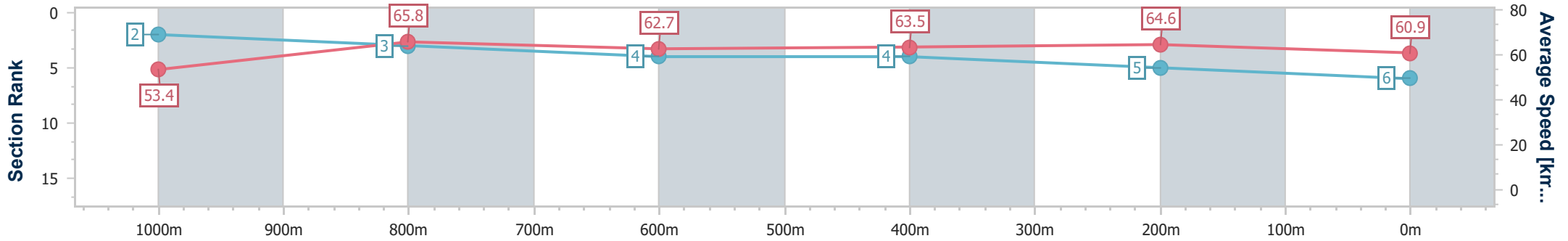
19 June 2024 - 13:12

Track Rating: Good 4, Weather: Fine, Rail Position: +11m Entire



BRISBANE
RACING CLUB

Section	Overall	1000m	800m	600m	400m	200m
Section Times	1:10.24 [6] (0:13.48)	0:56.76 [2] (0:10.97)	0:45.79 [3] (0:11.52)	0:34.27 [4] (0:11.32)	0:22.95 [4] (0:11.16)	0:11.79 [5]
Average Speed [km/h]	53.4	65.8	62.7	63.5	64.6	60.9
Top Speed [km/h]	66.3	66.8	64.3	64.8	64.9	63.5
Avg. Dist. to Rail [m]	1.7	0.3	0.9	0.5	0.7	1.4
Avg. Stride Freq. [Hz]	2.2	2.3	2.3	2.3	2.3	2.3
Avg. Stride Length [m]	6.6	7.9	7.7	7.7	7.8	7.4



- [] Ranking at each section and finish
- .-.- No data available at this section
- NA No data available



Horse/Jockey Name	Spruce
Final Rank	7
Fastest Section Time (Section)	0:10.84 (1000m)
Top Speed [km/h] (Section)	68.3 (1000m)
Race State	Finished



Doomben QLD Professional
Race 3: THE GIBSON QTIS Three-Year-Old Maiden Plate - 1200m

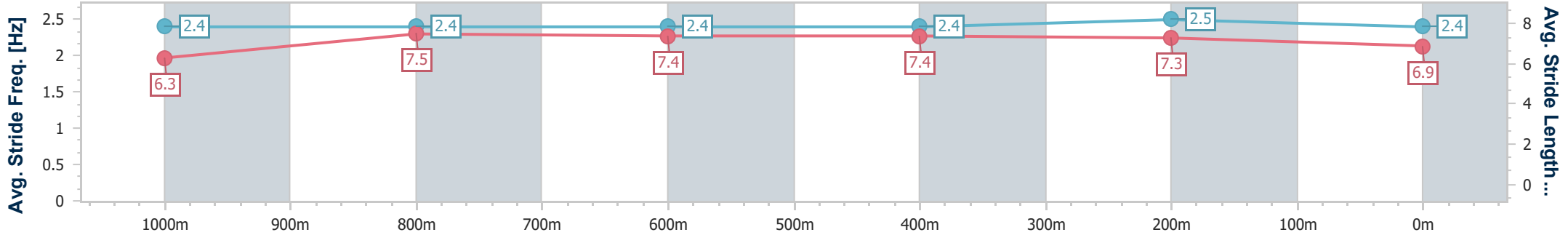
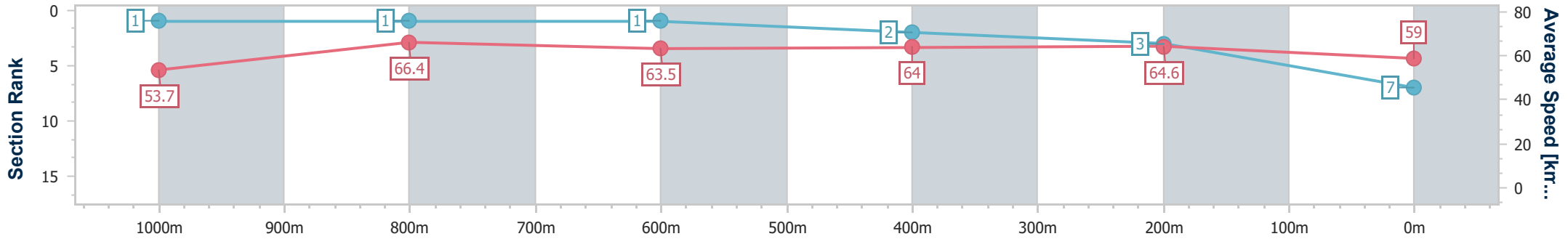
19 June 2024 - 13:12

Track Rating: Good 4, Weather: Fine, Rail Position: +11m Entire



BRISBANE
RACING CLUB

Section	Overall	1000m	800m	600m	400m	200m
Section Times	1:10.44 [7] (0:13.43)	0:57.01 [1] (0:10.84)	0:46.17 [1] (0:11.44)	0:34.73 [1] (0:11.36)	0:23.37 [2] (0:11.18)	0:12.19 [3] (0:12.19)
Average Speed [km/h]	53.7	66.4	63.5	64.0	64.6	59.0
Top Speed [km/h]	67.8	68.3	65.4	64.7	65.8	63.4
Avg. Dist. to Rail [m]	4.3	0.6	1.7	2.1	1.5	1.1
Avg. Stride Freq. [Hz]	2.4	2.4	2.4	2.4	2.5	2.4
Avg. Stride Length [m]	6.3	7.5	7.4	7.4	7.3	6.9



- [] Ranking at each section and finish
- .-.- No data available at this section
- NA No data available



Horse/Jockey Name	Like Smoke
Final Rank	8
Fastest Section Time (Section)	0:11.00 (1000m)
Top Speed [km/h] (Section)	69.8 (Overall)
Race State	Finished



Doomben QLD Professional
Race 3: THE GIBSON QTIS Three-Year-Old Maiden Plate - 1200m

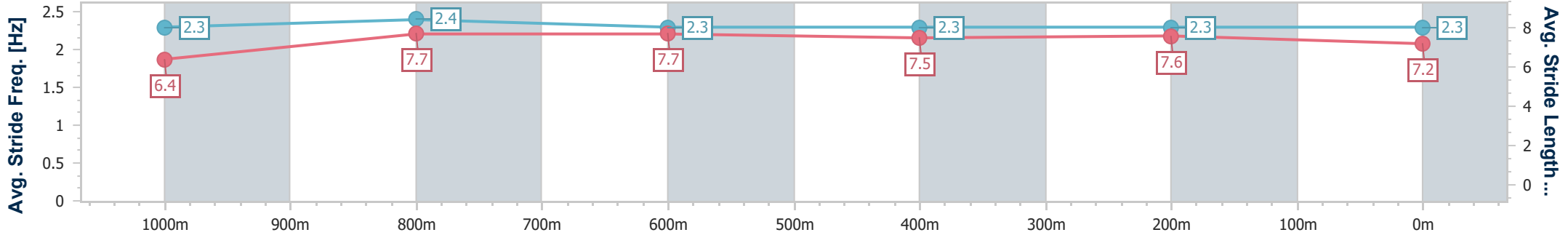
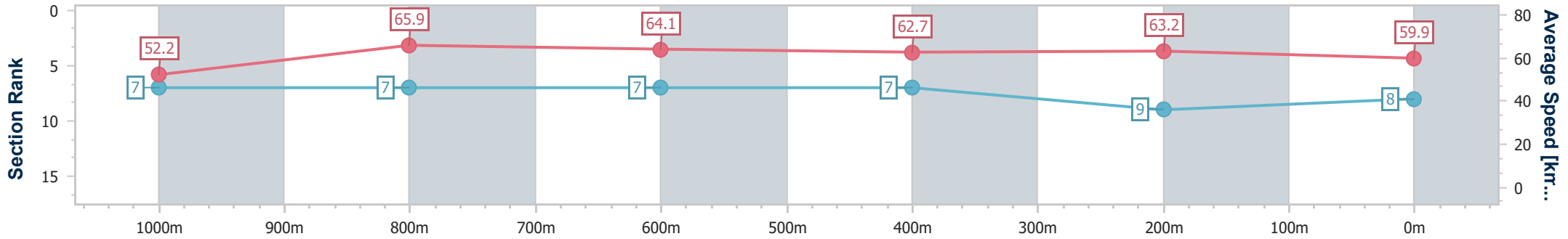
19 June 2024 - 13:12

Track Rating: Good 4, Weather: Fine, Rail Position: +11m Entire



BRISBANE
RACING CLUB

Section	Overall	1000m	800m	600m	400m	200m
Section Times	1:11.14 [8] (0:13.82)	0:57.32 [7] (0:11.00)	0:46.32 [7] (0:11.35)	0:34.97 [7] (0:11.52)	0:23.45 [7] (0:11.40)	0:12.05 [9] (0:12.05)
Average Speed [km/h]	52.2	65.9	64.1	62.7	63.2	59.9
Top Speed [km/h]	69.8	66.9	65.5	63.9	63.9	62.2
Avg. Dist. to Rail [m]	4.6	2.6	1.9	1.0	0.7	0.9
Avg. Stride Freq. [Hz]	2.3	2.4	2.3	2.3	2.3	2.3
Avg. Stride Length [m]	6.4	7.7	7.7	7.5	7.6	7.2



- [] Ranking at each section and finish
- .-.- No data available at this section
- NA No data available



Horse/Jockey Name	Hurricane Harlow
Final Rank	9
Fastest Section Time (Section)	0:11.02 (1000m)
Top Speed [km/h] (Section)	68.1 (Overall)
Race State	Finished



Doomben QLD Professional
Race 3: THE GIBSON QTIS Three-Year-Old Maiden Plate - 1200m

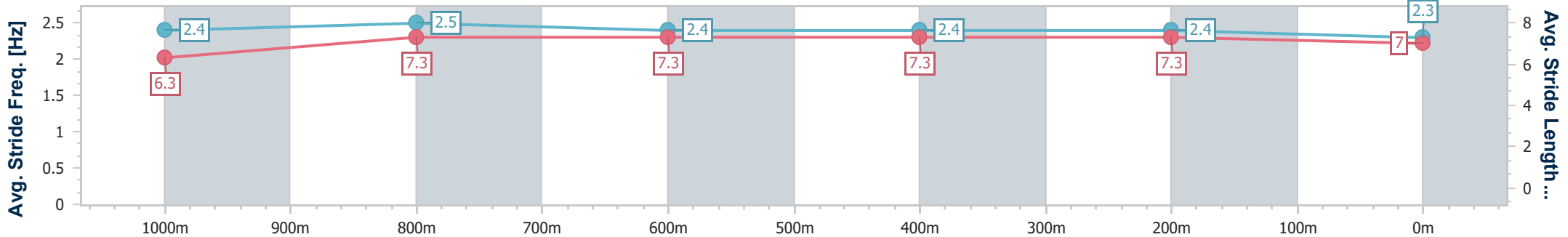
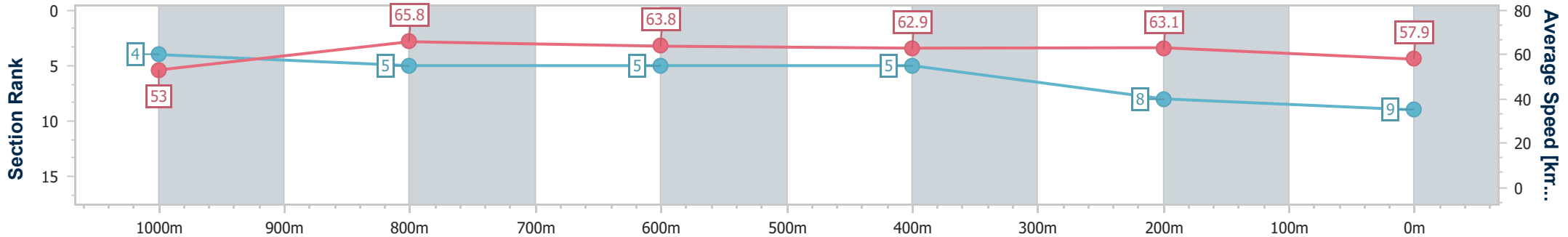
19 June 2024 - 13:12

Track Rating: Good 4, Weather: Fine, Rail Position: +11m Entire



BRISBANE
RACING CLUB

Section	Overall	1000m	800m	600m	400m	200m
Section Times	1:11.37 [9] (0:13.61)	0:57.76 [4] (0:11.02)	0:46.74 [5] (0:11.43)	0:35.31 [5] (0:11.46)	0:23.85 [5] (0:11.44)	0:12.41 [8] (0:12.41)
Average Speed [km/h]	53.0	65.8	63.8	62.9	63.1	57.9
Top Speed [km/h]	68.1	67.9	64.6	64.7	64.2	61.1
Avg. Dist. to Rail [m]	4.1	2.7	2.1	0.4	2.2	2.7
Avg. Stride Freq. [Hz]	2.4	2.5	2.4	2.4	2.4	2.3
Avg. Stride Length [m]	6.3	7.3	7.3	7.3	7.3	7.0



- [] Ranking at each section and finish
- .-.- No data available at this section
- NA No data available



Horse/Jockey Name	Bennu
Final Rank	10
Fastest Section Time (Section)	0:11.02 (1000m)
Top Speed [km/h] (Section)	69.2 (1000m)
Race State	Finished



Doomben QLD Professional
Race 3: THE GIBSON QTIS Three-Year-Old Maiden Plate - 1200m

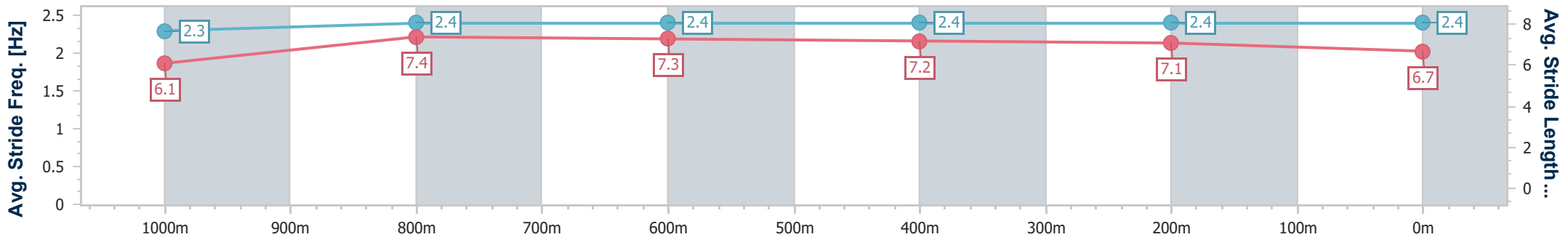
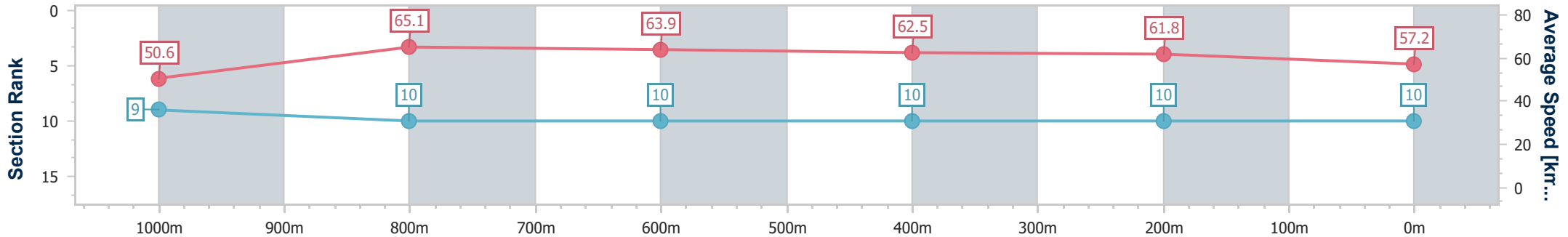
19 June 2024 - 13:12

Track Rating: Good 4, Weather: Fine, Rail Position: +11m Entire



BRISBANE
RACING CLUB

Section	Overall	1000m	800m	600m	400m	200m
Section Times	1:12.50 [10] (0:14.26)	0:58.24 [9] (0:11.02)	0:47.22 [10] (0:11.38)	0:35.84 [10] (0:11.58)	0:24.26 [10] (0:11.64)	0:12.62 [10] (0:12.62)
Average Speed [km/h]	50.6	65.1	63.9	62.5	61.8	57.2
Top Speed [km/h]	69.2	69.2	65.3	64.5	64.7	59.1
Avg. Dist. to Rail [m]	2.8	0.5	1.8	1.5	0.5	1.5
Avg. Stride Freq. [Hz]	2.3	2.4	2.4	2.4	2.4	2.4
Avg. Stride Length [m]	6.1	7.4	7.3	7.2	7.1	6.7



- [] Ranking at each section and finish
- .-.- No data available at this section
- NA No data available



Doomben QLD Professional

Race 4: MULLINS LAWYERS BENCHMARK 68 Handicap - 1660m

19 June 2024 - 13:47



BRISBANE
RACING CLUB

Track Rating: Good 4, Weather: Fine, Rail Position: +11m Entire

Section		Overall	1400m	1200m	1000m	800m	600m	400m	Last 600m				
Field Times		1:40.09 (0:17.21)	1:22.88 (0:11.27)	1:11.61 (0:12.20)	0:59.41 (0:12.70)	0:46.71 (0:12.28)	0:34.43 (0:11.51)	0:22.92 (0:11.07)	0:34.43				
Rank	TAB Horse/Jockey	Barrier	Top Speed [km/h]	Fastest Section	Distance Travelled [m]								
1	2 DRIALLE Jag Guthmann-Chester	6	66.5 400m	0:11.01 400m	1:40.09 [1] (0:17.27)	1:22.82 [2] (0:11.48)	1:11.34 [2] (0:12.16)	0:59.18 [2] (0:12.58)	0:46.60 [2] (0:12.22)	0:34.38 [2] (0:11.52)	0:22.86 [2] (0:11.01)	0:34.38	
2	9 SIZZLING GAL Robbie Dolan	1	67.3 400m	0:11.05 400m	1:40.11 [2] (0:17.99)	1:22.12 [4] (0:11.33)	1:10.79 [4] (0:12.02)	0:58.77 [4] (0:12.34)	0:46.43 [3] (0:12.17)	0:34.26 [3] (0:11.56)	0:22.70 [4] (0:11.05)	0:34.26	-5
3	1 GRINZINGER KNIGHT Marnu Potgieter	10	66.7 1400m	0:11.20 400m	1:40.38 [3] (0:17.21)	1:23.17 [1] (0:11.27)	1:11.90 [1] (0:12.20)	0:59.70 [1] (0:12.70)	0:47.00 [1] (0:12.28)	0:34.72 [1] (0:11.51)	0:23.21 [1] (0:11.20)	0:34.72	-2
4	10 MISSION OF LOVE Jake Bayliss	9	65.8 400m	0:11.12 400m	1:40.43 [4] (0:18.35)	1:22.08 [6] (0:11.49)	1:10.59 [7] (0:11.93)	0:58.66 [7] (0:12.58)	0:46.08 [8] (0:11.98)	0:34.10 [7] (0:11.45)	0:22.65 [7] (0:11.12)	0:34.10	+5
5	4 AQUA ALTA Bailey Wheeler	2	65.6 400m	0:11.15 400m	1:40.44 [5] (0:17.65)	1:22.79 [3] (0:11.57)	1:11.22 [3] (0:12.01)	0:59.21 [3] (0:12.54)	0:46.67 [4] (0:12.15)	0:34.52 [4] (0:11.47)	0:23.05 [3] (0:11.15)	0:34.52	+3
6	6 COUP DE TONNERRE Cejay Graham	7	65.5 400m	0:11.20 400m	1:40.51 [6] (0:17.99)	1:22.52 [5] (0:11.52)	1:11.00 [5] (0:11.98)	0:59.02 [6] (0:12.57)	0:46.45 [6] (0:12.10)	0:34.35 [5] (0:11.47)	0:22.88 [5] (0:11.20)	0:34.35	+3
7	7 SECURITY ADVISOR Melea Castle	13	65.0 400m	0:11.17 400m	1:40.76 [7] (0:18.91)	1:21.85 [9] (0:11.33)	1:10.52 [9] (0:11.53)	0:58.99 [8] (0:12.49)	0:46.50 [7] (0:12.18)	0:34.32 [8] (0:11.38)	0:22.94 [8] (0:11.17)	0:34.32	-5
8	3 TEA LEAVES Noel Callow	12	66.0 400m	0:11.20 1400m	1:40.79 [8] (0:18.64)	1:22.15 [7] (0:11.20)	1:10.95 [6] (0:11.61)	0:59.34 [5] (0:12.61)	0:46.73 [5] (0:12.15)	0:34.58 [6] (0:11.52)	0:23.06 [6] (0:11.20)	0:34.58	+0
9	8 DIABLO BOLT Dan McGillivray	15	65.6 400m	0:11.15 400m	1:41.12 [9] (0:18.66)	1:22.46 [8] (0:11.46)	1:11.00 [8] (0:11.76)	0:59.24 [9] (0:12.99)	0:46.25 [9] (0:12.08)	0:34.17 [9] (0:11.33)	0:22.84 [9] (0:11.15)	0:34.17	-1

Scratched: Condrieu (#11), Flic En Flac (#13), Tambourine Man (#14), Shopping Wise (#16), Scottish Prince (#15), Chasing Jackley (#5), Iron Grace (#12)

[] Ranking at each section and finish
 -:-:- No data available at this section
 NA No data available

SCN Saddle cloth number
 DNF Did not finish
 DNT Did not track



Doomben QLD Professional

Race 4: MULLINS LAWYERS BENCHMARK 68 Handicap - 1660m

19 June 2024 - 13:47



BRISBANE
RACING CLUB

Track Rating: Good 4, Weather: Fine, Rail Position: +11m Entire

Section							200m			Last 600m
Field Times							0:11.85 (0:11.85)			0:34.43
Rank	TAB	Horse/Jockey	Barrier	Top Speed [km/h]	Fastest Section	Margin			Distance Travelled [m]	
1	2	DRIALLE Jag Guthmann-Chester	6	66.5 400m	0:11.01 400m	0:11.85 [1] (0:11.85)	1:40.09		0:34.38	
2	9	SIZZLING GAL Robbie Dolan	1	67.3 400m	0:11.05 400m	0:11.65 [3] (0:11.65)	0.14L		0:34.26 -5	
3	1	GRINZINGER KNIGHT Marnu Potgieter	10	66.7 1400m	0:11.20 400m	0:12.01 [2] (0:12.01)	1.73L		0:34.72 -2	
4	10	MISSION OF LOVE Jake Bayliss	9	65.8 400m	0:11.12 400m	0:11.53 [6] (0:11.53)	1.98L		0:34.10 +5	
5	4	AQUA ALTA Bailey Wheeler	2	65.6 400m	0:11.15 400m	0:11.90 [4] (0:11.90)	2.09L		0:34.52 +3	
6	6	COUP DE TONNERRE Cejay Graham	7	65.5 400m	0:11.20 400m	0:11.68 [5] (0:11.68)	2.46L		0:34.35 +3	
7	7	SECURITY ADVISOR Melea Castle	13	65.0 400m	0:11.17 400m	0:11.77 [8] (0:11.77)	3.96L		0:34.32 -5	
8	3	TEA LEAVES Noel Callow	12	66.0 400m	0:11.20 1400m	0:11.86 [7] (0:11.86)	4.12L		0:34.58 +0	
9	8	DIABLO BOLT Dan McGillivray	15	65.6 400m	0:11.15 400m	0:11.69 [9] (0:11.69)	6.06L		0:34.17 -1	

Scratched: Condrieu (#11), Flic En Flac (#13), Tambourine Man (#14), Shopping Wise (#16), Scottish Prince (#15), Chasing Jackley (#5), Iron Grace (#12)



Horse/Jockey Name	Drialle
Final Rank	1
Fastest Section Time (Section)	0:11.01 (400m)
Top Speed [km/h] (Section)	66.5 (400m)
Race State	Finished



Doomben QLD Professional
Race 4: MULLINS LAWYERS BENCHMARK 68 Handicap - 1660m

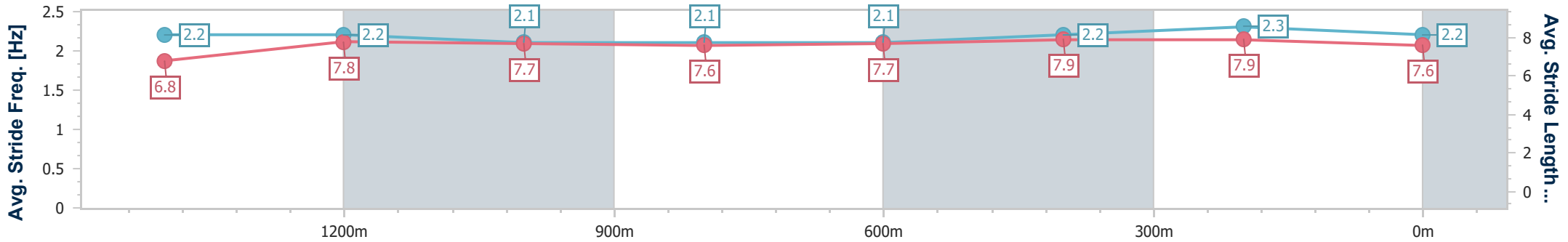
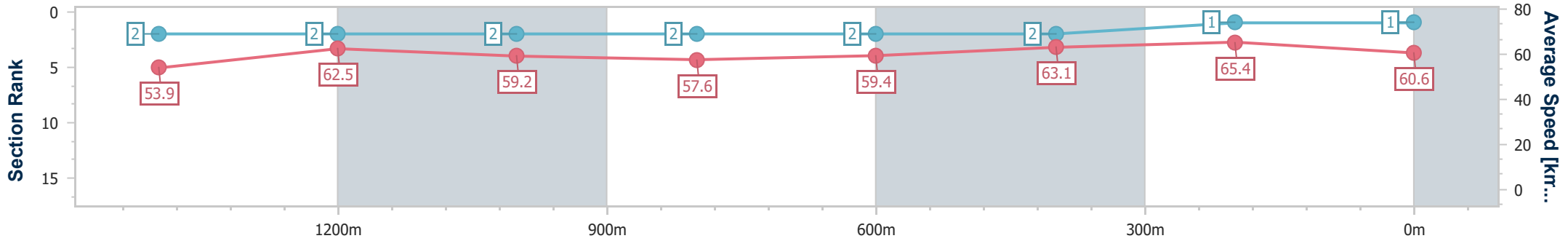


BRISBANE
RACING CLUB

19 June 2024 - 13:47

Track Rating: Good 4, Weather: Fine, Rail Position: +11m Entire

Section	Overall	1400m	1200m	1000m	800m	600m	400m	200m
Section Times	1:40.09 [1] (0:17.27)	1:22.82 [2] (0:11.48)	1:11.34 [2] (0:12.16)	0:59.18 [2] (0:12.58)	0:46.60 [2] (0:12.22)	0:34.38 [2] (0:11.52)	0:22.86 [2] (0:11.01)	0:11.85 [1] (0:11.85)
Average Speed [km/h]	53.9	62.5	59.2	57.6	59.4	63.1	65.4	60.6
Top Speed [km/h]	66.0	64.5	61.1	58.6	61.2	64.8	66.5	64.5
Avg. Dist. to Rail [m]	2.7	1.1	1.2	1.4	2.0	1.2	0.7	0.2
Avg. Stride Freq. [Hz]	2.2	2.2	2.1	2.1	2.1	2.2	2.3	2.2
Avg. Stride Length [m]	6.8	7.8	7.7	7.6	7.7	7.9	7.9	7.6



- [] Ranking at each section and finish
- .-.- No data available at this section
- NA No data available



Horse/Jockey Name	Sizzling Gal
Final Rank	2
Fastest Section Time (Section)	0:11.05 (400m)
Top Speed [km/h] (Section)	67.3 (400m)
Race State	Finished



Doomben QLD Professional
Race 4: MULLINS LAWYERS BENCHMARK 68 Handicap - 1660m

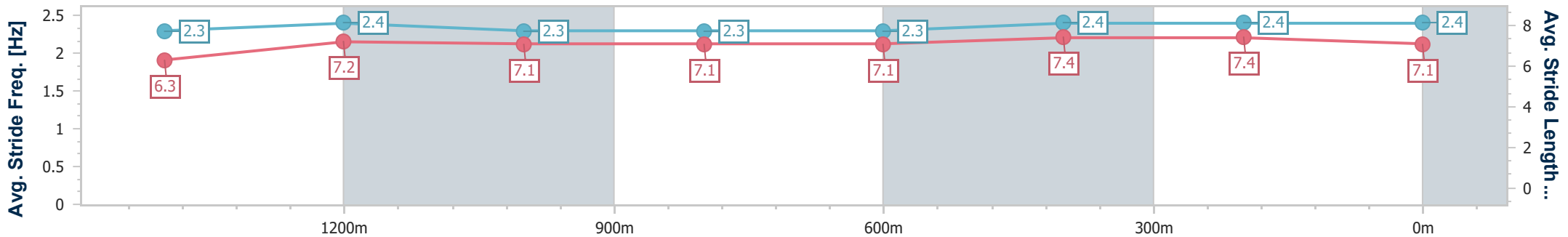
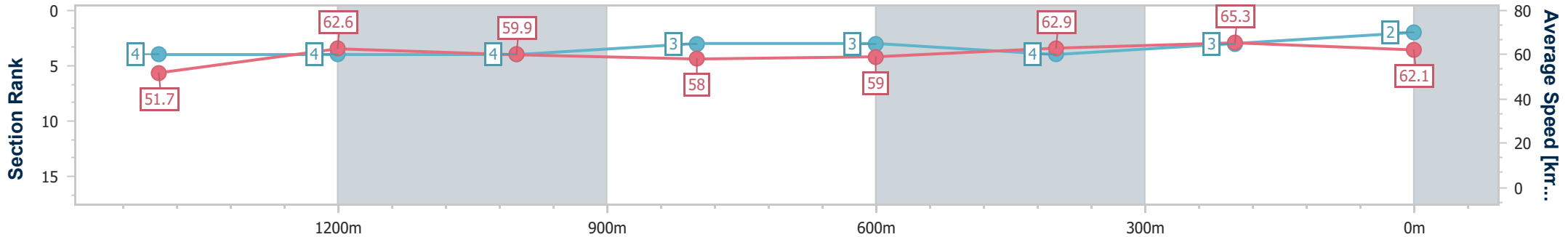
19 June 2024 - 13:47

Track Rating: Good 4, Weather: Fine, Rail Position: +11m Entire



BRISBANE
RACING CLUB

Section	Overall	1400m	1200m	1000m	800m	600m	400m	200m
Section Times	1:40.11 [2] (0:17.99)	1:22.12 [4] (0:11.33)	1:10.79 [4] (0:12.02)	0:58.77 [4] (0:12.34)	0:46.43 [3] (0:12.17)	0:34.26 [3] (0:11.56)	0:22.70 [4] (0:11.05)	0:11.65 [3] (0:11.65)
Average Speed [km/h]	51.7	62.6	59.9	58.0	59.0	62.9	65.3	62.1
Top Speed [km/h]	64.0	64.4	62.5	59.0	62.5	64.9	67.3	64.9
Avg. Dist. to Rail [m]	3.6	2.3	0.4	2.6	0.6	1.6	5.2	4.6
Avg. Stride Freq. [Hz]	2.3	2.4	2.3	2.3	2.3	2.4	2.4	2.4
Avg. Stride Length [m]	6.3	7.2	7.1	7.1	7.1	7.4	7.4	7.1



- [] Ranking at each section and finish
- .-.- No data available at this section
- NA No data available



Horse/Jockey Name	Grinzing Knight
Final Rank	3
Fastest Section Time (Section)	0:11.20 (400m)
Top Speed [km/h] (Section)	66.7 (1400m)
Race State	Finished



Doomben QLD Professional
Race 4: MULLINS LAWYERS BENCHMARK 68 Handicap - 1660m

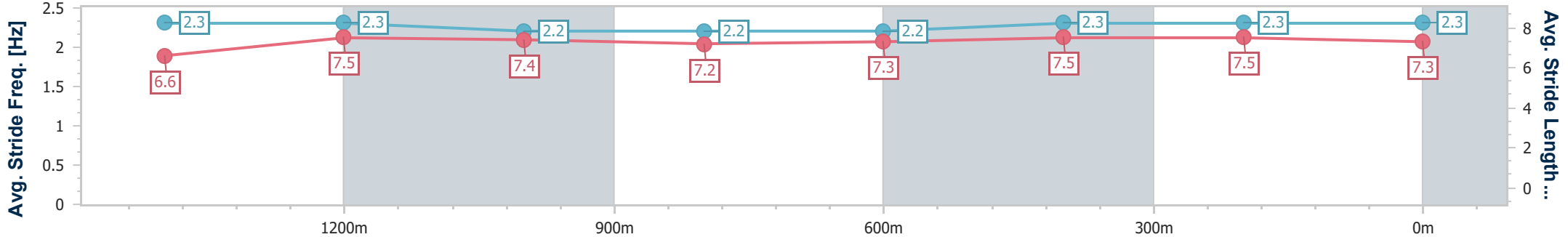
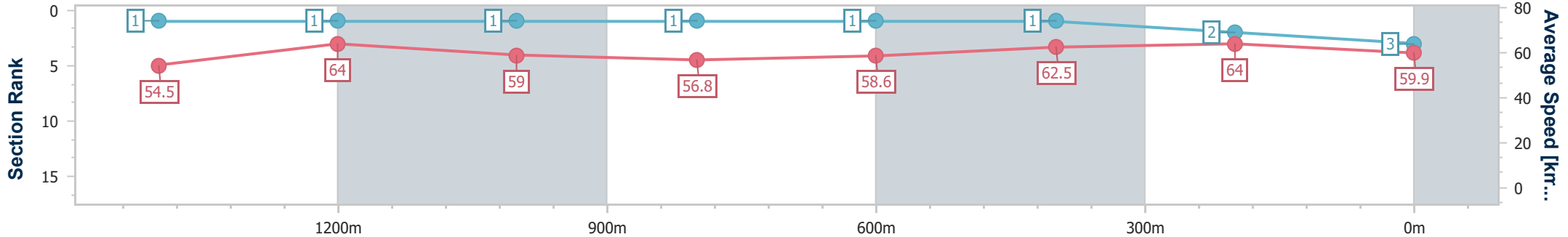
19 June 2024 - 13:47

Track Rating: Good 4, Weather: Fine, Rail Position: +11m Entire



BRISBANE
RACING CLUB

Section	Overall	1400m	1200m	1000m	800m	600m	400m	200m
Section Times	1:40.38 [3] (0:17.21)	1:23.17 [1] (0:11.27)	1:11.90 [1] (0:12.20)	0:59.70 [1] (0:12.70)	0:47.00 [1] (0:12.28)	0:34.72 [1] (0:11.51)	0:23.21 [1] (0:11.20)	0:12.01 [2] (0:12.01)
Average Speed [km/h]	54.5	64.0	59.0	56.8	58.6	62.5	64.0	59.9
Top Speed [km/h]	66.6	66.7	60.9	58.1	60.8	63.6	65.0	62.2
Avg. Dist. to Rail [m]	2.1	0.4	0.6	0.6	0.3	0.6	1.3	1.1
Avg. Stride Freq. [Hz]	2.3	2.3	2.2	2.2	2.2	2.3	2.3	2.3
Avg. Stride Length [m]	6.6	7.5	7.4	7.2	7.3	7.5	7.5	7.3



- [] Ranking at each section and finish
- .-.- No data available at this section
- NA No data available



Horse/Jockey Name	Mission Of Love
Final Rank	4
Fastest Section Time (Section)	0:11.12 (400m)
Top Speed [km/h] (Section)	65.8 (400m)
Race State	Finished



Doomben QLD Professional
Race 4: MULLINS LAWYERS BENCHMARK 68 Handicap - 1660m

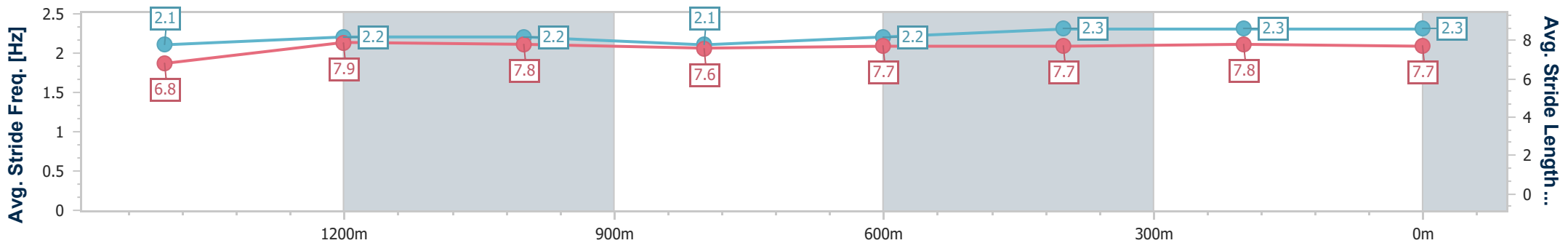
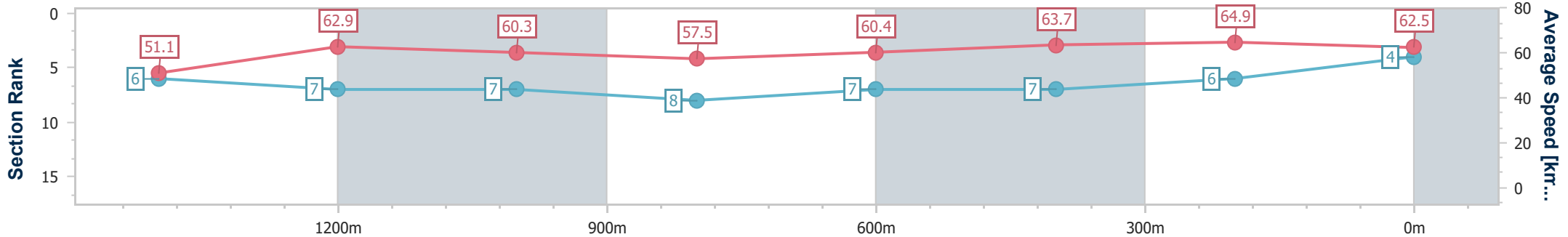


BRISBANE RACING CLUB

19 June 2024 - 13:47

Track Rating: Good 4, Weather: Fine, Rail Position: +11m Entire

Section	Overall	1400m	1200m	1000m	800m	600m	400m	200m						
Section Times	1:40.43 [4] (0:18.35)	1:22.08 [6] (0:11.49)	1:10.59 [7] (0:11.93)	0:58.66 [7] (0:12.58)	0:46.08 [8] (0:11.98)	0:34.10 [7] (0:11.45)	0:22.65 [7] (0:11.12)	0:11.53 [6] (0:11.53)						
Average Speed [km/h]	51.1	62.9	60.3	57.5	60.4	63.7	64.9	62.5						
Top Speed [km/h]	63.5	63.6	62.7	58.3	64.4	64.4	65.8	64.5						
Avg. Dist. to Rail [m]	1.4	0.8	1.5	1.3	1.6	2.3	3.2	3.9						
Avg. Stride Freq. [Hz]	2.1	2.2	2.2	2.1	2.2	2.3	2.3	2.3						
Avg. Stride Length [m]	6.8	7.9	7.8	7.6	7.7	7.7	7.8	7.7						



- [] Ranking at each section and finish
- .-.- No data available at this section
- NA No data available



Horse/Jockey Name	Aqua Alta
Final Rank	5
Fastest Section Time (Section)	0:11.15 (400m)
Top Speed [km/h] (Section)	65.6 (400m)
Race State	Finished



Doomben QLD Professional
Race 4: MULLINS LAWYERS BENCHMARK 68 Handicap - 1660m

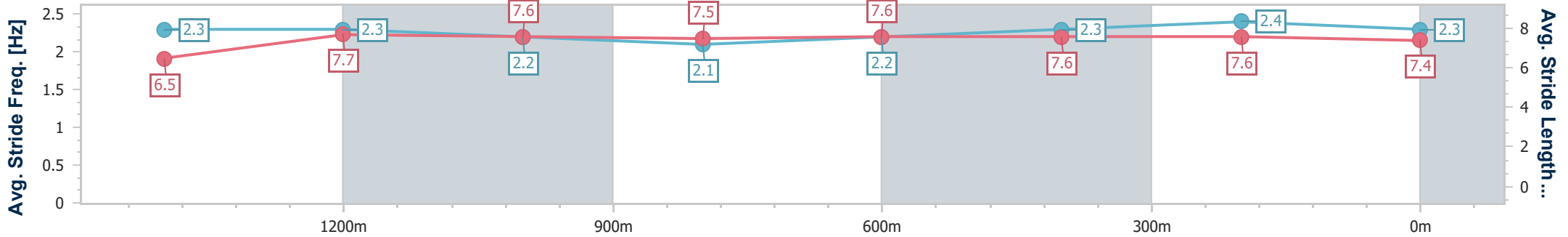
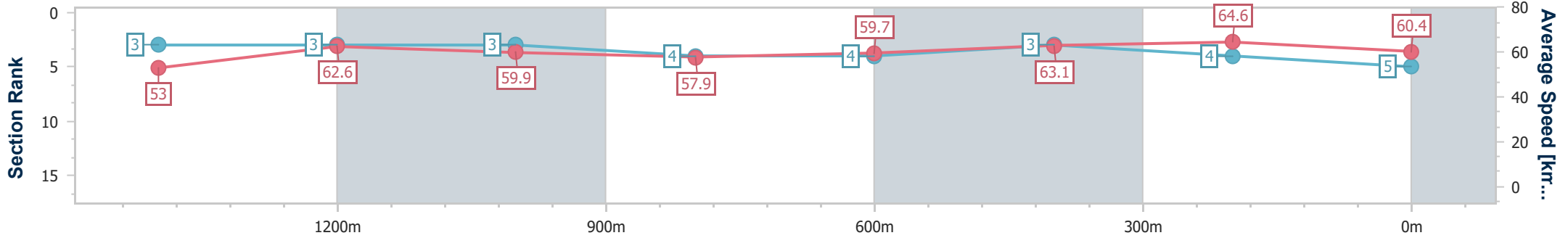
19 June 2024 - 13:47

Track Rating: Good 4, Weather: Fine, Rail Position: +11m Entire



BRISBANE
RACING CLUB

Section	Overall	1400m	1200m	1000m	800m	600m	400m	200m
Section Times	1:40.44 [5] (0:17.65)	1:22.79 [3] (0:11.57)	1:11.22 [3] (0:12.01)	0:59.21 [3] (0:12.54)	0:46.67 [4] (0:12.15)	0:34.52 [4] (0:11.47)	0:23.05 [3] (0:11.15)	0:11.90 [4] (0:11.90)
Average Speed [km/h]	53.0	62.6	59.9	57.9	59.7	63.1	64.6	60.4
Top Speed [km/h]	64.5	63.5	61.3	59.0	62.1	65.2	65.6	63.5
Avg. Dist. to Rail [m]	0.6	1.0	1.9	1.8	1.6	0.8	2.4	2.7
Avg. Stride Freq. [Hz]	2.3	2.3	2.2	2.1	2.2	2.3	2.4	2.3
Avg. Stride Length [m]	6.5	7.7	7.6	7.5	7.6	7.6	7.6	7.4



- [] Ranking at each section and finish
- .-.- No data available at this section
- NA No data available



Horse/Jockey Name	Coup De Tonnerre
Final Rank	6
Fastest Section Time (Section)	0:11.20 (400m)
Top Speed [km/h] (Section)	65.5 (400m)
Race State	Finished



Doomben QLD Professional
Race 4: MULLINS LAWYERS BENCHMARK 68 Handicap - 1660m

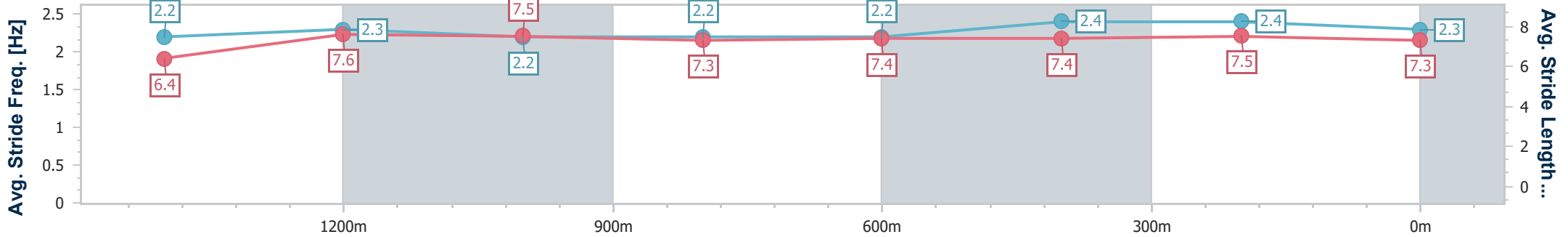
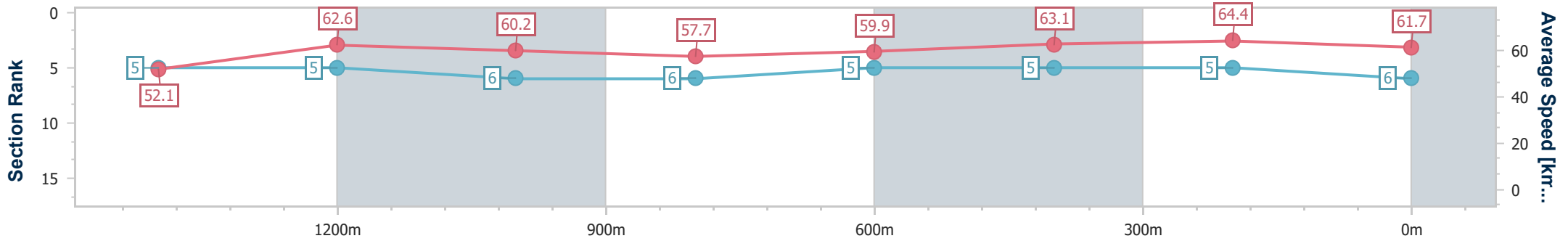
19 June 2024 - 13:47

Track Rating: Good 4, Weather: Fine, Rail Position: +11m Entire



BRISBANE
RACING CLUB

Section	Overall	1400m	1200m	1000m	800m	600m	400m	200m
Section Times	1:40.51 [6] (0:17.99)	1:22.52 [5] (0:11.52)	1:11.00 [5] (0:11.98)	0:59.02 [6] (0:12.57)	0:46.45 [6] (0:12.10)	0:34.35 [5] (0:11.47)	0:22.88 [5] (0:11.20)	0:11.68 [5] (0:11.68)
Average Speed [km/h]	52.1	62.6	60.2	57.7	59.9	63.1	64.4	61.7
Top Speed [km/h]	64.1	64.1	61.7	58.5	63.2	64.1	65.5	64.3
Avg. Dist. to Rail [m]	1.4	0.6	1.9	1.7	1.2	1.3	2.2	2.9
Avg. Stride Freq. [Hz]	2.2	2.3	2.2	2.2	2.2	2.4	2.4	2.3
Avg. Stride Length [m]	6.4	7.6	7.5	7.3	7.4	7.4	7.5	7.3



- [] Ranking at each section and finish
- .-.- No data available at this section
- NA No data available



Horse/Jockey Name	Security Advisor
Final Rank	7
Fastest Section Time (Section)	0:11.17 (400m)
Top Speed [km/h] (Section)	65.0 (400m)
Race State	Finished



Doomben QLD Professional
Race 4: MULLINS LAWYERS BENCHMARK 68 Handicap - 1660m

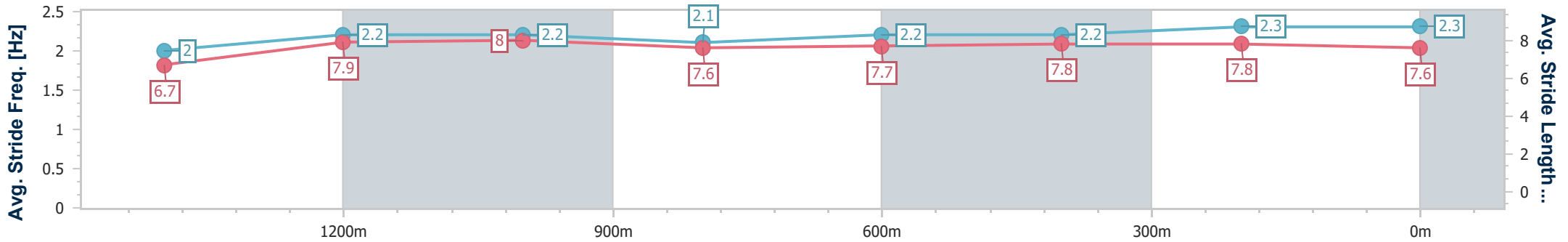
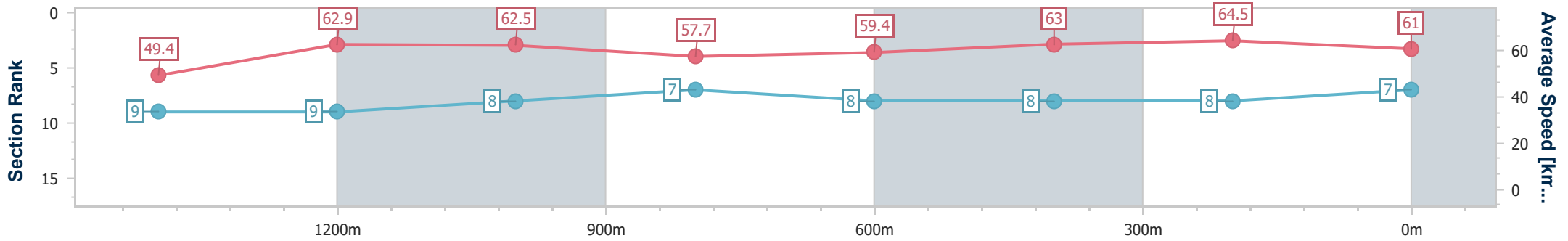
19 June 2024 - 13:47

Track Rating: Good 4, Weather: Fine, Rail Position: +11m Entire



BRISBANE
RACING CLUB

Section	Overall	1400m	1200m	1000m	800m	600m	400m	200m
Section Times	1:40.76 [7] (0:18.91)	1:21.85 [9] (0:11.33)	1:10.52 [9] (0:11.53)	0:58.99 [8] (0:12.49)	0:46.50 [7] (0:12.18)	0:34.32 [8] (0:11.38)	0:22.94 [8] (0:11.17)	0:11.77 [8] (0:11.77)
Average Speed [km/h]	49.4	62.9	62.5	57.7	59.4	63.0	64.5	61.0
Top Speed [km/h]	61.3	63.9	63.6	59.7	62.6	63.4	65.0	63.8
Avg. Dist. to Rail [m]	2.5	1.9	0.8	0.3	0.6	0.4	0.9	2.0
Avg. Stride Freq. [Hz]	2.0	2.2	2.2	2.1	2.2	2.2	2.3	2.3
Avg. Stride Length [m]	6.7	7.9	8.0	7.6	7.7	7.8	7.8	7.6



- [] Ranking at each section and finish
- .-.- No data available at this section
- NA No data available



Horse/Jockey Name	Tea Leaves
Final Rank	8
Fastest Section Time (Section)	0:11.20 (1400m)
Top Speed [km/h] (Section)	66.0 (400m)
Race State	Finished



Doomben QLD Professional
Race 4: MULLINS LAWYERS BENCHMARK 68 Handicap - 1660m

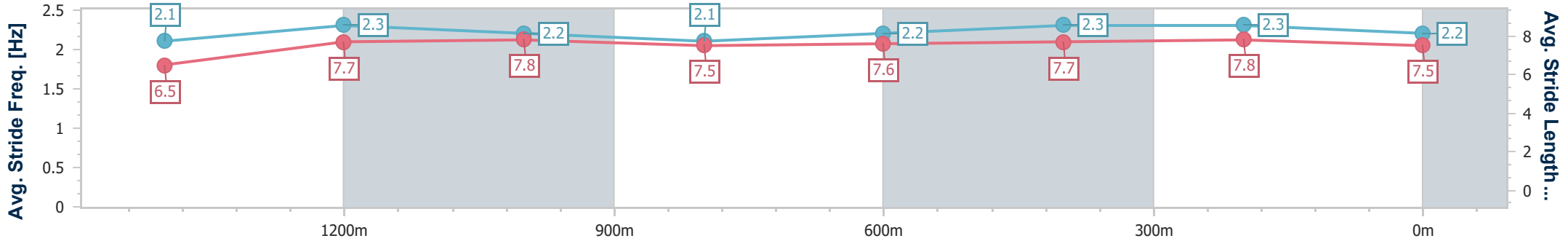
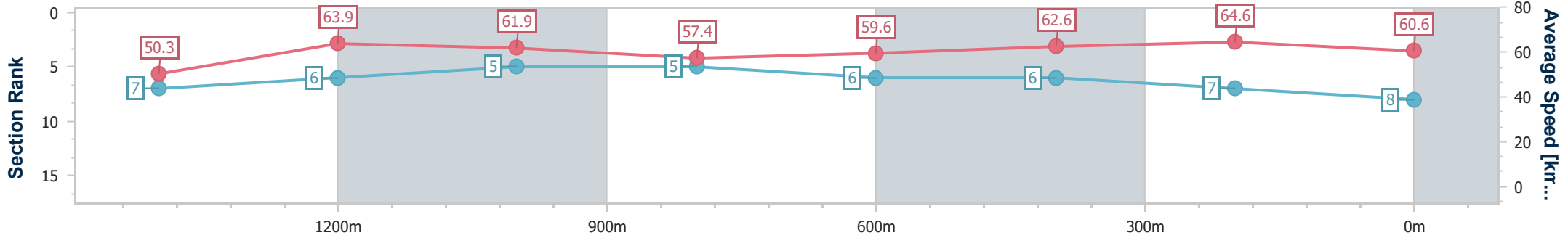
19 June 2024 - 13:47

Track Rating: Good 4, Weather: Fine, Rail Position: +11m Entire



BRISBANE RACING CLUB

Section	Overall	1400m	1200m	1000m	800m	600m	400m	200m						
Section Times	1:40.79 [8] (0:18.64)	1:22.15 [7] (0:11.20)	1:10.95 [6] (0:11.61)	0:59.34 [5] (0:12.61)	0:46.73 [5] (0:12.15)	0:34.58 [6] (0:11.52)	0:23.06 [6] (0:11.20)	0:11.86 [7] (0:11.86)						
Average Speed [km/h]	50.3	63.9	61.9	57.4	59.6	62.6	64.6	60.6						
Top Speed [km/h]	61.4	64.8	64.4	58.7	62.5	63.3	66.0	63.4						
Avg. Dist. to Rail [m]	1.9	1.0	1.1	1.4	1.3	0.6	2.0	2.1						
Avg. Stride Freq. [Hz]	2.1	2.3	2.2	2.1	2.2	2.3	2.3	2.2						
Avg. Stride Length [m]	6.5	7.7	7.8	7.5	7.6	7.7	7.8	7.5						



- [] Ranking at each section and finish
- .-.- No data available at this section
- NA No data available



Horse/Jockey Name	Diablo Bolt
Final Rank	9
Fastest Section Time (Section)	0:11.15 (400m)
Top Speed [km/h] (Section)	65.6 (400m)
Race State	Finished



Doomben QLD Professional
Race 4: MULLINS LAWYERS BENCHMARK 68 Handicap - 1660m

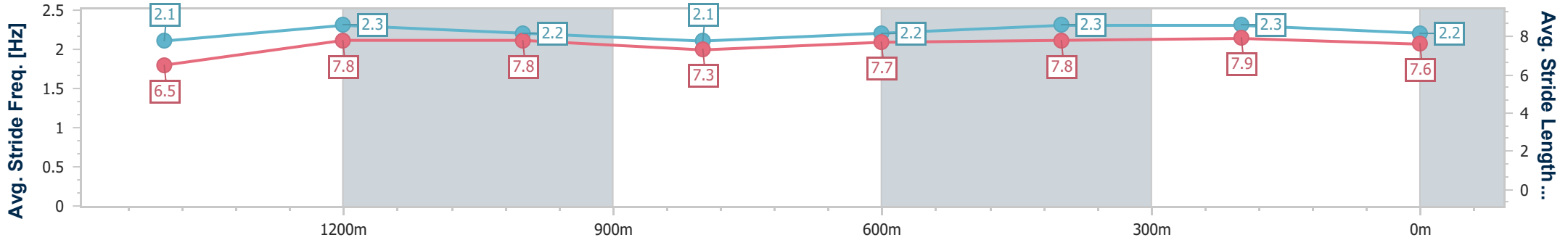
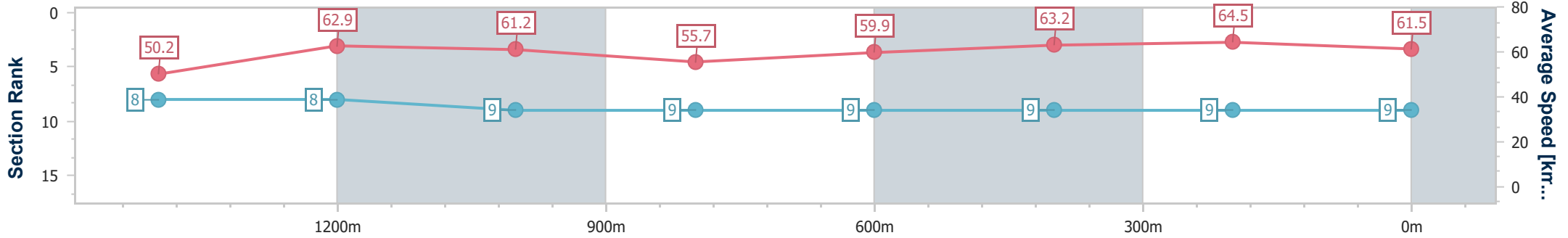
19 June 2024 - 13:47

Track Rating: Good 4, Weather: Fine, Rail Position: +11m Entire



BRISBANE
RACING CLUB

Section	Overall	1400m	1200m	1000m	800m	600m	400m	200m
Section Times	1:41.12 [9] (0:18.66)	1:22.46 [8] (0:11.46)	1:11.00 [8] (0:11.76)	0:59.24 [9] (0:12.99)	0:46.25 [9] (0:12.08)	0:34.17 [9] (0:11.33)	0:22.84 [9] (0:11.15)	0:11.69 [9] (0:11.69)
Average Speed [km/h]	50.2	62.9	61.2	55.7	59.9	63.2	64.5	61.5
Top Speed [km/h]	62.2	65.3	62.7	58.8	62.4	64.2	65.6	63.5
Avg. Dist. to Rail [m]	2.6	0.7	1.2	1.1	0.5	0.3	0.9	0.3
Avg. Stride Freq. [Hz]	2.1	2.3	2.2	2.1	2.2	2.3	2.3	2.2
Avg. Stride Length [m]	6.5	7.8	7.8	7.3	7.7	7.8	7.9	7.6



- [] Ranking at each section and finish
- .-.- No data available at this section
- NA No data available



Doomben QLD Professional

Race 5: SKY RACING Class 6 Plate - 1110m

19 June 2024 - 14:22



BRISBANE
RACING CLUB

Track Rating: Good 4, Weather: Fine, Rail Position: +11m Entire

Section		Field Times											
		Overall	1000m	800m	600m	400m	200m	Last 600m					
		1:03.62 (0:08.35)	0:55.27 (0:10.39)	0:44.88 (0:10.78)	0:34.10 (0:10.96)	0:23.14 (0:11.21)	0:11.93 (0:11.93)	0:34.10					
Rank	TAB Horse/Jockey	Barrier	Top Speed [km/h]	Fastest Section								Margin	Distance Travelled [m]
1	6 RICHON Jag Guthmann-Chester	1	71.2	0:08.44	1:03.62 [1] (0:08.44)	0:55.18 [3] (0:10.47)	0:44.71 [3] (0:10.81)	0:33.90 [3] (0:10.97)	0:22.93 [3] (0:11.00)	0:11.93 [1] (0:11.93)	1:03.62	0:33.90	
2	11 MY SNOW QUEEN Robbie Dolan	9	68.6	0:08.38	1:03.81 [2] (0:08.38)	0:55.43 [2] (0:10.76)	0:44.67 [4] (0:10.91)	0:33.76 [4] (0:10.93)	0:22.83 [5] (0:10.99)	0:11.84 [5] (0:11.84)	1.13L	0:33.76	+1
3	2 KINGSTON'S HERE Bailey Wheeler	4	69.1	0:08.63	1:03.90 [3] (0:08.63)	0:55.27 [6] (0:10.71)	0:44.56 [6] (0:10.83)	0:33.73 [6] (0:10.79)	0:22.94 [4] (0:10.98)	0:11.96 [4] (0:11.96)	1.75L	0:33.73	+2
4	1 HOLD ON HONEY Emily Lang	11	72.2	0:08.54	1:03.98 [4] (0:08.54)	0:55.44 [4] (0:10.20)	0:45.24 [1] (0:10.86)	0:34.38 [2] (0:10.98)	0:23.40 [2] (0:11.13)	0:12.27 [2] (0:12.27)	2.12L	0:34.38	+4
5	12 SELF INDULGENT Jake Bayliss	12	67.6	0:08.81	1:04.01 [5] (0:08.81)	0:55.20 [8] (0:10.88)	0:44.32 [8] (0:10.85)	0:33.47 [7] (0:10.87)	0:22.60 [8] (0:11.01)	0:11.59 [7] (0:11.59)	2.29L	0:33.47	+4
6	10 GLORIOUS RUBY Samantha Collett	14	68.3	0:08.86	1:04.02 [6] (0:08.86)	0:55.16 [9] (0:11.12)	0:44.04 [10] (0:10.78)	0:33.26 [9] (0:10.84)	0:22.42 [9] (0:10.83)	0:11.59 [8] (0:11.59)	2.36L	0:33.26	+4
7	13 HARLEQUIN FIELD Jake Molloy	5	71.4	0:08.78	1:04.24 [7] (0:08.78)	0:55.46 [7] (0:10.78)	0:44.68 [7] (0:10.99)	0:33.69 [8] (0:10.80)	0:22.89 [7] (0:10.93)	0:11.96 [6] (0:11.96)	3.69L	0:33.69	+0
8	8 RING OF STEEL Ryan Maloney	8	70.8	0:08.35	1:04.79 [8] (0:08.35)	0:56.44 [1] (0:10.53)	0:45.91 [2] (0:10.64)	0:35.27 [1] (0:10.96)	0:24.31 [1] (0:11.31)	0:13.00 [3] (0:13.00)	6.88L	0:35.27	+0
9	3 MO'S CROWN Cejay Graham	6	68.7	0:08.59	1:05.53 [9] (0:08.59)	0:56.94 [5] (0:10.73)	0:46.21 [5] (0:10.84)	0:35.37 [5] (0:11.00)	0:24.37 [6] (0:11.51)	0:12.86 [9] (0:12.86)	11.3L	0:35.37	+3
10	9 STRATEGIC POSITION Damien Thornton	3	67.2	0:08.87	1:05.58 [10] (0:08.87)	0:56.71 [10] (0:10.93)	0:45.78 [9] (0:11.04)	0:34.74 [10] (0:10.92)	0:23.82 [10] (0:11.21)	0:12.61 [10] (0:12.61)	11.57L	0:34.74	+2

Scratched: Air Marshal (#4), Mr Encore (#14), Beaux Rumble (#5), Mr Galazi (#7)

Report Created: Wed 19 June 2024 15:03 GMT+10 (Note: Timing is based on position data)

Page 1/11

[] Ranking at each section and finish
 -:-:- No data available at this section
 NA No data available
 SCN Saddle cloth number
 DNF Did not finish
 DNT Did not track

data processed by TRIPLES DATA



Horse/Jockey Name	Richon
Final Rank	1
Fastest Section Time (Section)	0:08.44 (Overall)
Top Speed [km/h] (Section)	71.2 (1000m)
Race State	Finished



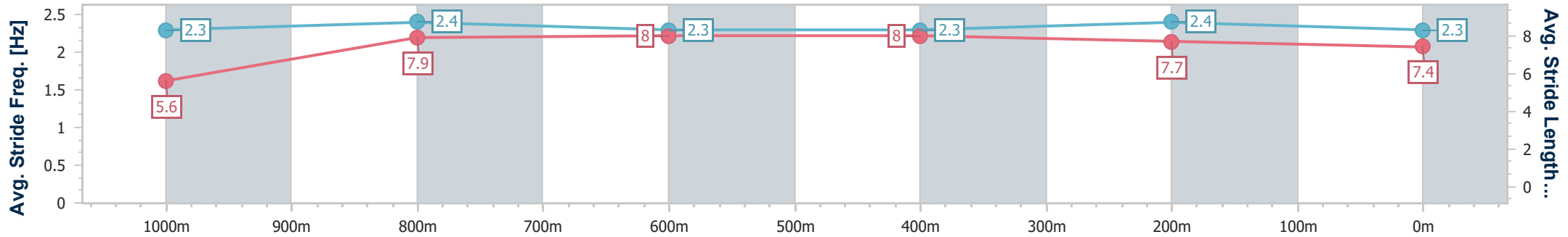
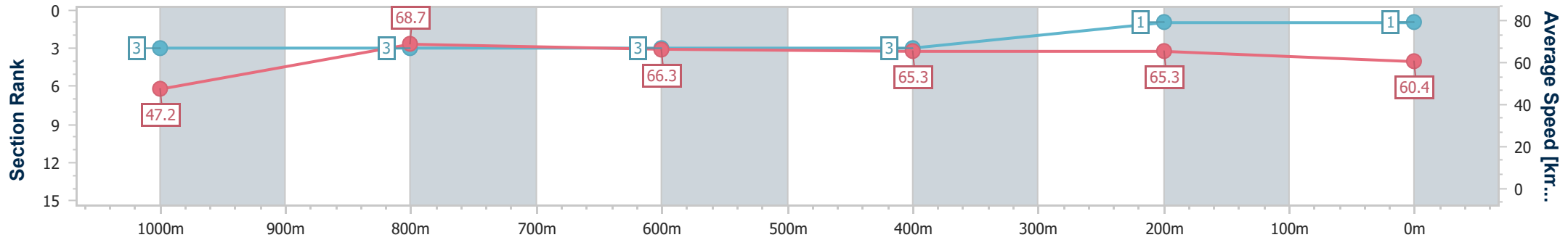
Doomben QLD Professional
Race 5: SKY RACING Class 6 Plate - 1110m



19 June 2024 - 14:22
 Track Rating: Good 4, Weather: Fine, Rail Position: +11m Entire

BRISBANE
 RACING CLUB

Section	Overall	1000m	800m	600m	400m	200m
Section Times	1:03.62 [1] (0:08.44)	0:55.18 [3] (0:10.47)	0:44.71 [3] (0:10.81)	0:33.90 [3] (0:10.97)	0:22.93 [3] (0:11.00)	0:11.93 [1] (0:11.93)
Average Speed [km/h]	47.2	68.7	66.3	65.3	65.3	60.4
Top Speed [km/h]	69.0	71.2	66.7	66.1	66.4	64.3
Avg. Dist. to Rail [m]	1.5	0.7	0.9	1.3	0.6	0.5
Avg. Stride Freq. [Hz]	2.3	2.4	2.3	2.3	2.4	2.3
Avg. Stride Length [m]	5.6	7.9	8.0	8.0	7.7	7.4



- [] Ranking at each section and finish
- .-.- No data available at this section
- NA No data available



Horse/Jockey Name	My Snow Queen
Final Rank	2
Fastest Section Time (Section)	0:08.38 (Overall)
Top Speed [km/h] (Section)	68.6 (1000m)
Race State	Finished



Doomben QLD Professional
Race 5: SKY RACING Class 6 Plate - 1110m

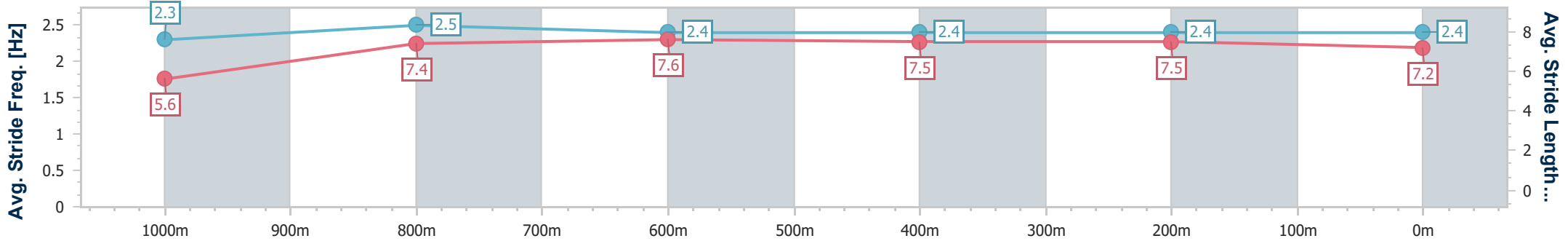
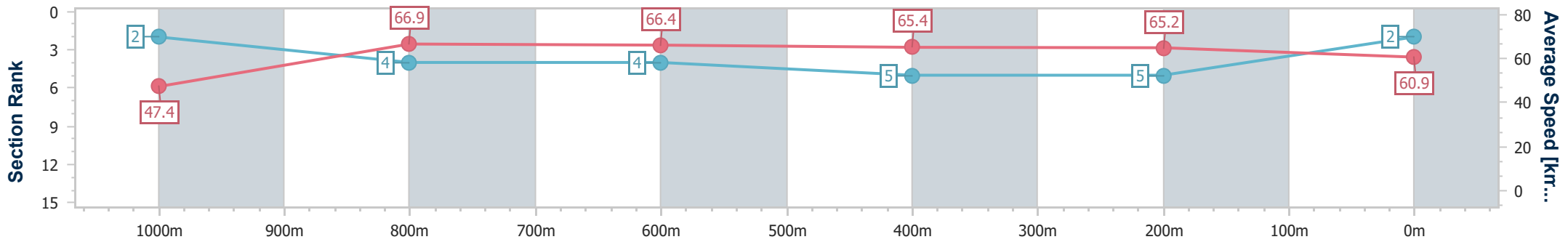
19 June 2024 - 14:22

Track Rating: Good 4, Weather: Fine, Rail Position: +11m Entire



BRISBANE
RACING CLUB

Section	Overall	1000m	800m	600m	400m	200m
Section Times	1:03.81 [2] (0:08.38)	0:55.43 [2] (0:10.76)	0:44.67 [4] (0:10.91)	0:33.76 [4] (0:10.93)	0:22.83 [5] (0:10.99)	0:11.84 [5] (0:11.84)
Average Speed [km/h]	47.4	66.9	66.4	65.4	65.2	60.9
Top Speed [km/h]	66.7	68.6	67.5	66.7	67.6	63.8
Avg. Dist. to Rail [m]	6.1	1.8	0.7	1.2	2.3	0.7
Avg. Stride Freq. [Hz]	2.3	2.5	2.4	2.4	2.4	2.4
Avg. Stride Length [m]	5.6	7.4	7.6	7.5	7.5	7.2



- [] Ranking at each section and finish
- .-.- No data available at this section
- NA No data available



Horse/Jockey Name	Kingston's Here
Final Rank	3
Fastest Section Time (Section)	0:08.63 (Overall)
Top Speed [km/h] (Section)	69.1 (1000m)
Race State	Finished



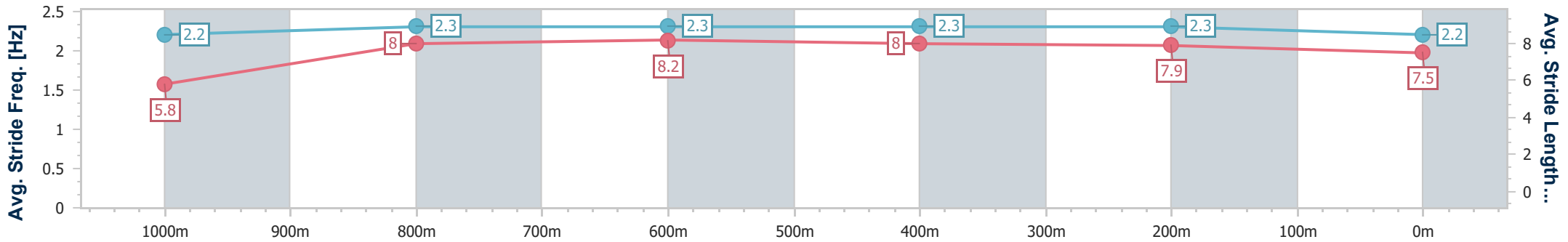
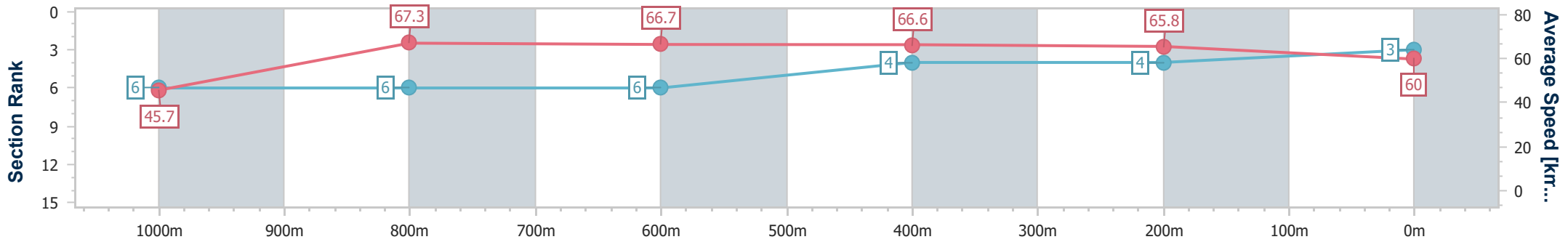
Doomben QLD Professional
Race 5: SKY RACING Class 6 Plate - 1110m



19 June 2024 - 14:22
Track Rating: Good 4, Weather: Fine, Rail Position: +11m Entire

BRISBANE RACING CLUB

Section	Overall	1000m	800m	600m	400m	200m
Section Times	1:03.90 [3] (0:08.63)	0:55.27 [6] (0:10.71)	0:44.56 [6] (0:10.83)	0:33.73 [6] (0:10.79)	0:22.94 [4] (0:10.98)	0:11.96 [4]
Average Speed [km/h]	45.7	67.3	66.7	66.6	65.8	60.0
Top Speed [km/h]	63.7	69.1	67.4	67.5	67.2	63.3
Avg. Dist. to Rail [m]	2.7	0.8	0.1	0.4	1.7	2.3
Avg. Stride Freq. [Hz]	2.2	2.3	2.3	2.3	2.3	2.2
Avg. Stride Length [m]	5.8	8.0	8.2	8.0	7.9	7.5



- [] Ranking at each section and finish
- .-.- No data available at this section
- NA No data available



Horse/Jockey Name	Hold On Honey
Final Rank	4
Fastest Section Time (Section)	0:08.54 (Overall)
Top Speed [km/h] (Section)	72.2 (1000m)
Race State	Finished



Doomben QLD Professional
Race 5: SKY RACING Class 6 Plate - 1110m

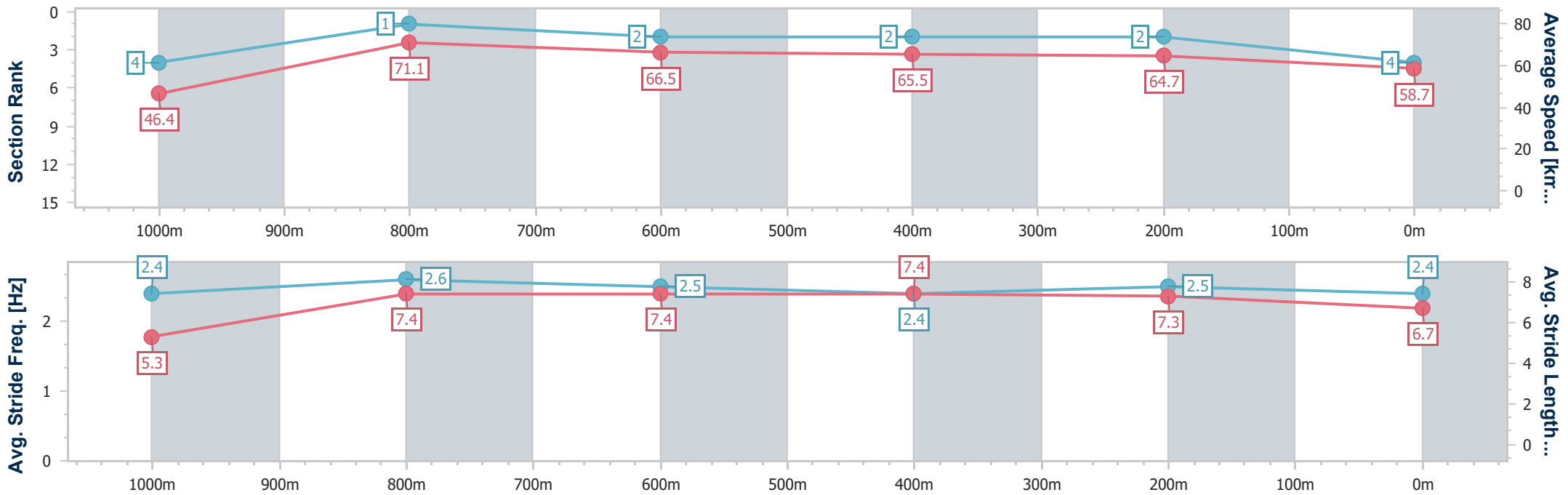
19 June 2024 - 14:22

Track Rating: Good 4, Weather: Fine, Rail Position: +11m Entire



BRISBANE
RACING CLUB

Section	Overall	1000m	800m	600m	400m	200m
Section Times	1:03.98 [4] (0:08.54)	0:55.44 [4] (0:10.20)	0:45.24 [1] (0:10.86)	0:34.38 [2] (0:10.98)	0:23.40 [2] (0:11.13)	0:12.27 [2]
Average Speed [km/h]	46.4	71.1	66.5	65.5	64.7	58.7
Top Speed [km/h]	72.1	72.2	68.0	67.5	65.5	62.9
Avg. Dist. to Rail [m]	7.1	2.9	1.2	0.5	0.4	1.3
Avg. Stride Freq. [Hz]	2.4	2.6	2.5	2.4	2.5	2.4
Avg. Stride Length [m]	5.3	7.4	7.4	7.4	7.3	6.7



- [] Ranking at each section and finish
- .-.- No data available at this section
- NA No data available



Horse/Jockey Name	Self Indulgent
Final Rank	5
Fastest Section Time (Section)	0:08.81 (Overall)
Top Speed [km/h] (Section)	67.6 (1000m)
Race State	Finished



Doomben QLD Professional
Race 5: SKY RACING Class 6 Plate - 1110m

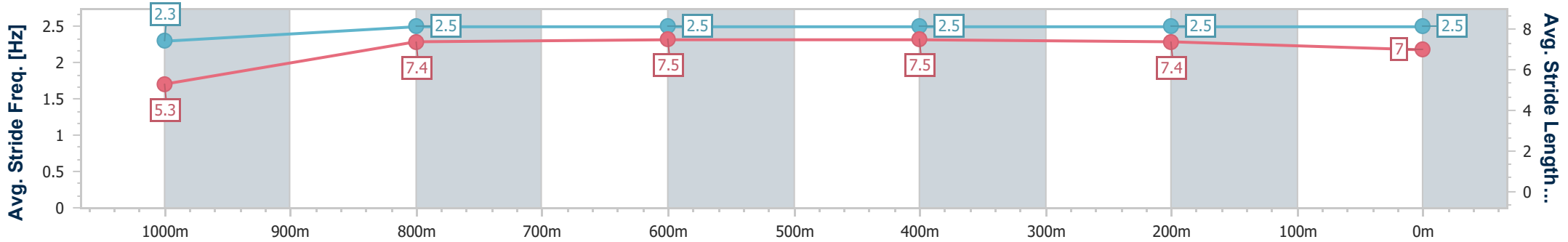
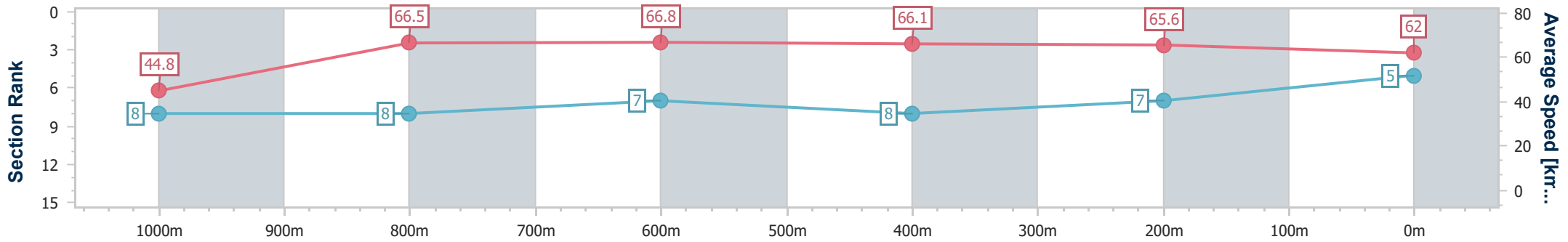
19 June 2024 - 14:22

Track Rating: Good 4, Weather: Fine, Rail Position: +11m Entire



BRISBANE RACING CLUB

Section	Overall	1000m	800m	600m	400m	200m
Section Times	1:04.01 [5] (0:08.81)	0:55.20 [8] (0:10.88)	0:44.32 [8] (0:10.85)	0:33.47 [7] (0:10.87)	0:22.60 [8] (0:11.01)	0:11.59 [7] (0:11.59)
Average Speed [km/h]	44.8	66.5	66.8	66.1	65.6	62.0
Top Speed [km/h]	62.7	67.6	67.4	67.4	66.3	65.7
Avg. Dist. to Rail [m]	6.8	2.1	1.0	0.4	1.8	4.6
Avg. Stride Freq. [Hz]	2.3	2.5	2.5	2.5	2.5	2.5
Avg. Stride Length [m]	5.3	7.4	7.5	7.5	7.4	7.0



- [] Ranking at each section and finish
- .-.- No data available at this section
- NA No data available



Horse/Jockey Name	Glorious Ruby
Final Rank	6
Fastest Section Time (Section)	0:08.86 (Overall)
Top Speed [km/h] (Section)	68.3 (400m)
Race State	Finished



Doomben QLD Professional

Race 5: SKY RACING Class 6 Plate - 1110m

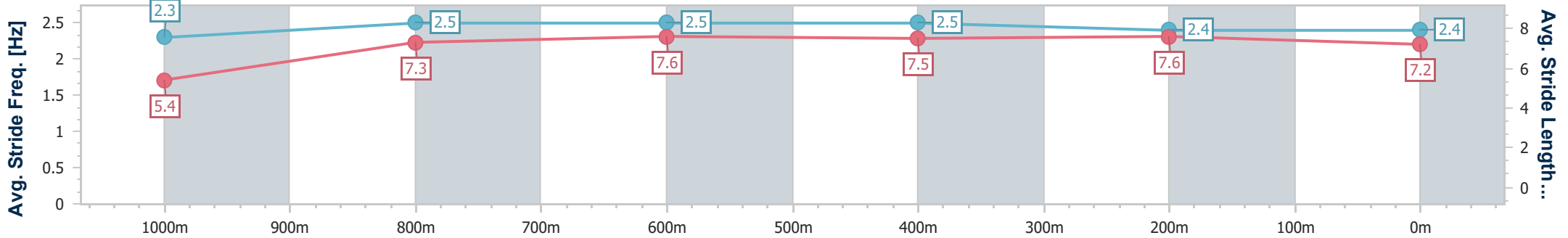
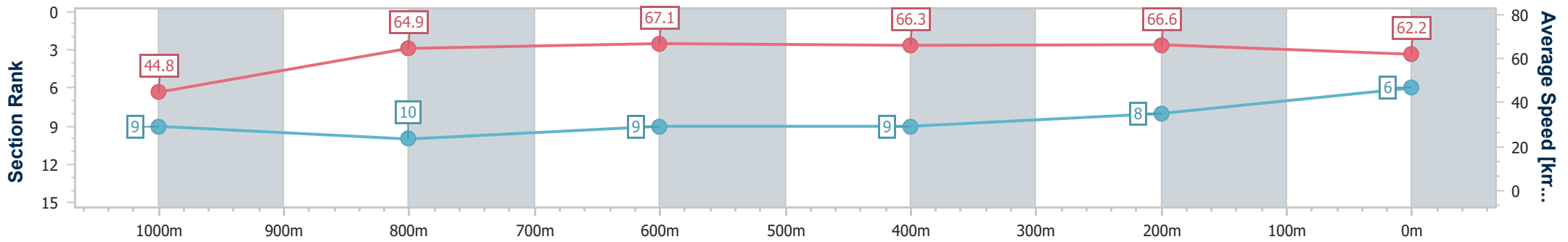
19 June 2024 - 14:22

Track Rating: Good 4, Weather: Fine, Rail Position: +11m Entire



BRISBANE RACING CLUB

Section	Overall	1000m	800m	600m	400m	200m
Section Times	1:04.02 [6] (0:08.86)	0:55.16 [9] (0:11.12)	0:44.04 [10] (0:10.78)	0:33.26 [9] (0:10.84)	0:22.42 [9] (0:10.83)	0:11.59 [8] (0:11.59)
Average Speed [km/h]	44.8	64.9	67.1	66.3	66.6	62.2
Top Speed [km/h]	59.9	67.0	67.6	67.5	68.3	65.5
Avg. Dist. to Rail [m]	7.9	2.4	0.6	0.9	1.8	4.3
Avg. Stride Freq. [Hz]	2.3	2.5	2.5	2.5	2.4	2.4
Avg. Stride Length [m]	5.4	7.3	7.6	7.5	7.6	7.2



- [] Ranking at each section and finish
- .-.- No data available at this section
- NA No data available



Horse/Jockey Name	Harlequin Field
Final Rank	7
Fastest Section Time (Section)	0:08.78 (Overall)
Top Speed [km/h] (Section)	71.4 (1000m)
Race State	Finished



Doomben QLD Professional
Race 5: SKY RACING Class 6 Plate - 1110m

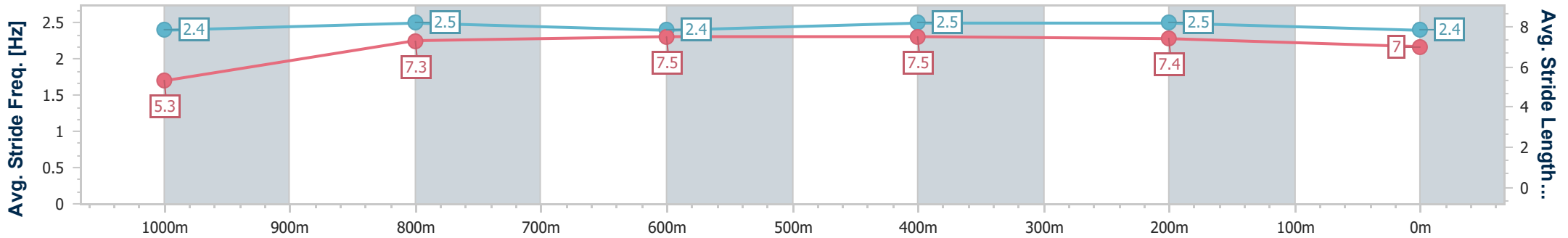
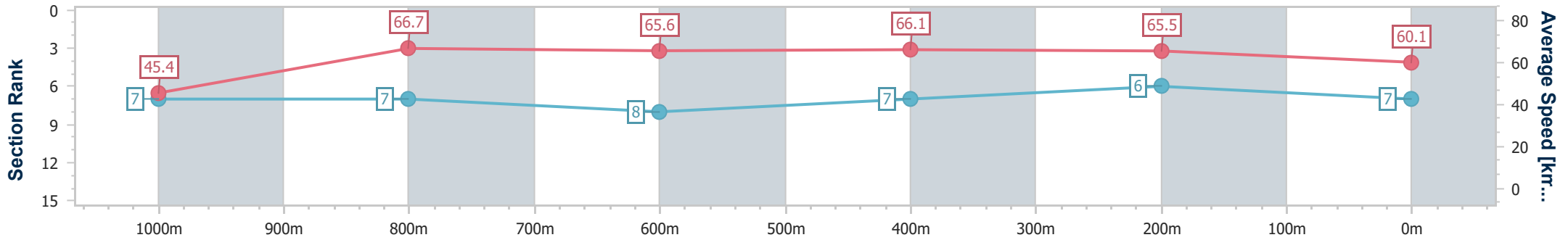
19 June 2024 - 14:22

Track Rating: Good 4, Weather: Fine, Rail Position: +11m Entire



BRISBANE RACING CLUB

Section	Overall	1000m	800m	600m	400m	200m
Section Times	1:04.24 [7] (0:08.78)	0:55.46 [7] (0:10.78)	0:44.68 [7] (0:10.99)	0:33.69 [8] (0:10.80)	0:22.89 [7] (0:10.93)	0:11.96 [6] (0:11.96)
Average Speed [km/h]	45.4	66.7	65.6	66.1	65.5	60.1
Top Speed [km/h]	63.5	71.4	66.5	67.2	66.1	64.0
Avg. Dist. to Rail [m]	3.0	1.1	0.3	1.6	2.9	0.7
Avg. Stride Freq. [Hz]	2.4	2.5	2.4	2.5	2.5	2.4
Avg. Stride Length [m]	5.3	7.3	7.5	7.5	7.4	7.0



- [] Ranking at each section and finish
- .-.- No data available at this section
- NA No data available



Horse/Jockey Name	Ring Of Steel
Final Rank	8
Fastest Section Time (Section)	0:08.35 (Overall)
Top Speed [km/h] (Section)	70.8 (1000m)
Race State	Finished



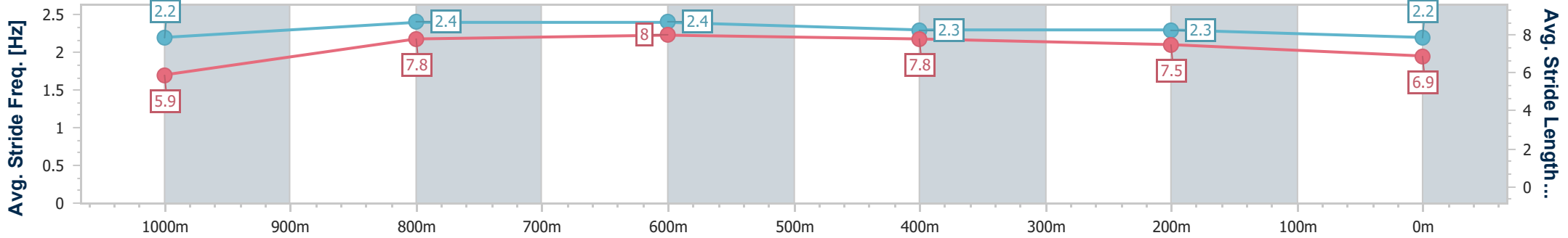
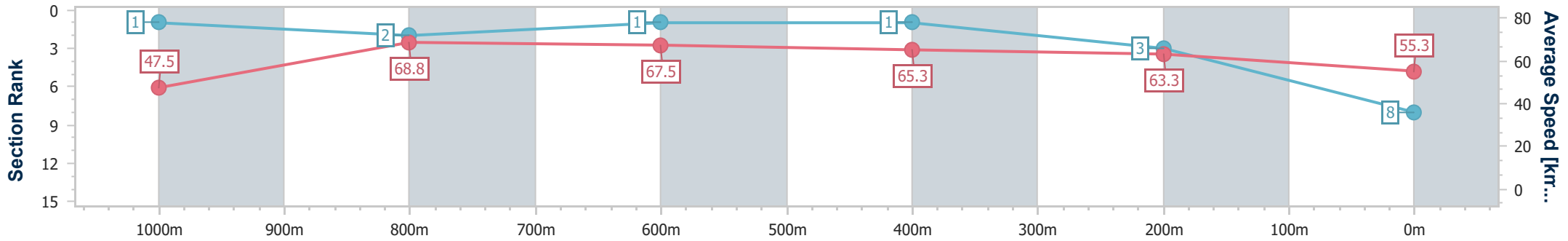
Doomben QLD Professional
Race 5: SKY RACING Class 6 Plate - 1110m



19 June 2024 - 14:22
 Track Rating: Good 4, Weather: Fine, Rail Position: +11m Entire

BRISBANE
 RACING CLUB

Section	Overall	1000m	800m	600m	400m	200m
Section Times	1:04.79 [8] (0:08.35)	0:56.44 [1] (0:10.53)	0:45.91 [2] (0:10.64)	0:35.27 [1] (0:10.96)	0:24.31 [1] (0:11.31)	0:13.00 [3] (0:13.00)
Average Speed [km/h]	47.5	68.8	67.5	65.3	63.3	55.3
Top Speed [km/h]	69.5	70.8	68.6	68.1	64.9	60.3
Avg. Dist. to Rail [m]	5.2	1.9	0.3	1.6	2.2	1.9
Avg. Stride Freq. [Hz]	2.2	2.4	2.4	2.3	2.3	2.2
Avg. Stride Length [m]	5.9	7.8	8.0	7.8	7.5	6.9



- [] Ranking at each section and finish
- .-.- No data available at this section
- NA No data available



Horse/Jockey Name	Mo's Crown
Final Rank	9
Fastest Section Time (Section)	0:08.59 (Overall)
Top Speed [km/h] (Section)	68.7 (1000m)
Race State	Finished



Doomben QLD Professional

Race 5: SKY RACING Class 6 Plate - 1110m

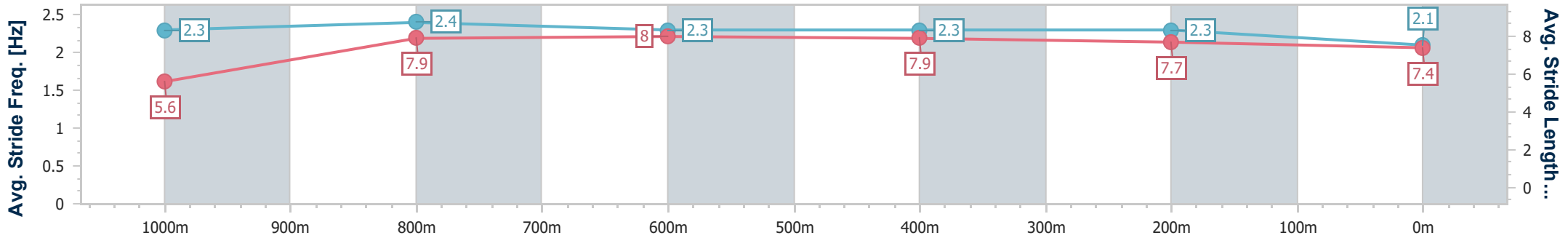
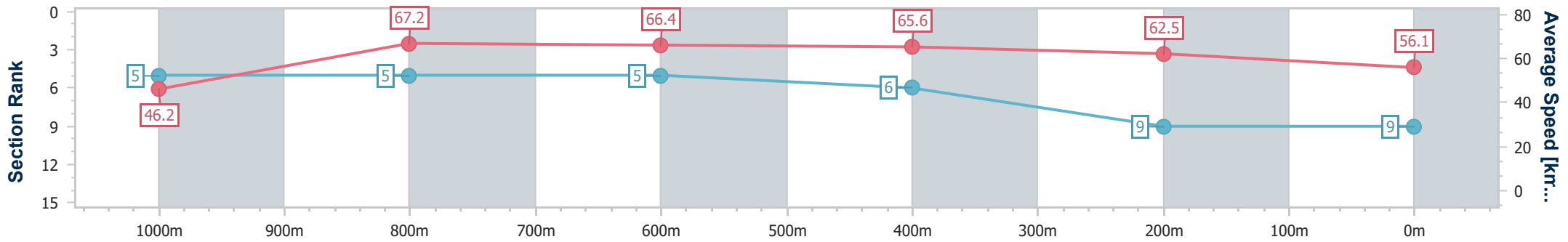
19 June 2024 - 14:22

Track Rating: Good 4, Weather: Fine, Rail Position: +11m Entire



BRISBANE RACING CLUB

Section	Overall	1000m	800m	600m	400m	200m
Section Times	1:05.53 [9] (0:08.59)	0:56.94 [5] (0:10.73)	0:46.21 [5] (0:10.84)	0:35.37 [5] (0:11.00)	0:24.37 [6] (0:11.51)	0:12.86 [9] (0:12.86)
Average Speed [km/h]	46.2	67.2	66.4	65.6	62.5	56.1
Top Speed [km/h]	63.9	68.7	67.0	67.1	63.5	60.4
Avg. Dist. to Rail [m]	4.2	1.9	0.4	0.6	1.6	1.8
Avg. Stride Freq. [Hz]	2.3	2.4	2.3	2.3	2.3	2.1
Avg. Stride Length [m]	5.6	7.9	8.0	7.9	7.7	7.4



- [] Ranking at each section and finish
- .-.- No data available at this section
- NA No data available



Horse/Jockey Name	Strategic Position
Final Rank	10
Fastest Section Time (Section)	0:08.87 (Overall)
Top Speed [km/h] (Section)	67.2 (1000m)
Race State	Finished



Doomben QLD Professional
Race 5: SKY RACING Class 6 Plate - 1110m

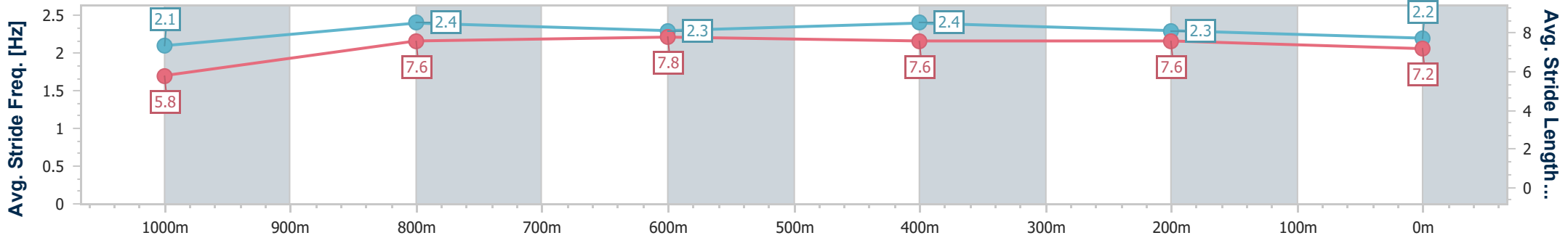
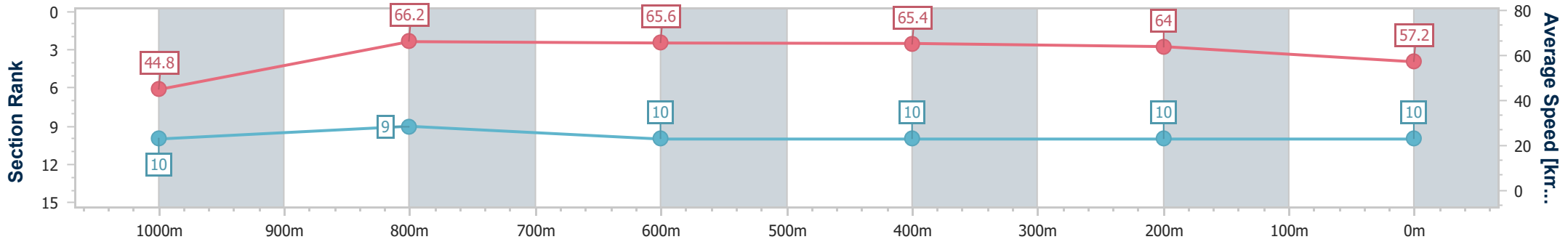


19 June 2024 - 14:22

Track Rating: Good 4, Weather: Fine, Rail Position: +11m Entire

BRISBANE RACING CLUB

Section	Overall	1000m	800m	600m	400m	200m
Section Times	1:05.58 [10] (0:08.87)	0:56.71 [10] (0:10.93)	0:45.78 [9] (0:11.04)	0:34.74 [10] (0:10.92)	0:23.82 [10] (0:11.21)	0:12.61 [10] (0:12.61)
Average Speed [km/h]	44.8	66.2	65.6	65.4	64.0	57.2
Top Speed [km/h]	64.2	67.2	66.9	66.6	66.0	62.4
Avg. Dist. to Rail [m]	2.4	1.4	1.1	1.1	2.3	3.6
Avg. Stride Freq. [Hz]	2.1	2.4	2.3	2.4	2.3	2.2
Avg. Stride Length [m]	5.8	7.6	7.8	7.6	7.6	7.2



- [] Ranking at each section and finish
- .-.- No data available at this section
- NA No data available



Doomben QLD Professional

Race 6: BECOME A BRC MEMBER BENCHMARK 68 Handicap - 1110m

19 June 2024 - 14:58



BRISBANE
RACING CLUB

Track Rating: Good 4, Weather: Fine, Rail Position: +11m Entire

Section		Overall	1000m	800m	600m	400m	200m	Last 600m					
Field Times		1:04.00 (0:08.47)	0:55.53 (0:10.64)	0:44.89 (0:10.81)	0:34.08 (0:11.01)	0:23.07 (0:11.08)	0:11.99 (0:11.99)	0:34.08					
Rank	TAB Horse/Jockey	Barrier	Top Speed [km/h]	Fastest Section							Margin	Distance Travelled [m]	
1	15 HURTS SO GOOD Ryan Maloney	8	68.2 600m	0:08.47 Overall	1:04.00 [1] (0:08.47)	0:55.53 [1] (0:10.80)	0:44.73 [3] (0:11.06)	0:33.67 [6] (0:11.09)	0:22.58 [5] (0:10.86)	0:11.72 [2] (0:11.72)	1:04.00	0:33.67	
2	3 MOUETTE Tahlia Fenlon	4	70.7 1000m	0:08.49 Overall	1:04.01 [2] (0:08.49)	0:55.52 [3] (0:10.62)	0:44.90 [1] (0:10.81)	0:34.09 [1] (0:11.01)	0:23.08 [1] (0:11.08)	0:12.00 [1] (0:12.00)	0.05L	0:34.09	-8
3	9 ORTHIE'S GIRLS Dan McGillivray	3	68.2 1000m	0:08.78 Overall	1:04.05 [3] (0:08.78)	0:55.27 [9] (0:10.81)	0:44.46 [7] (0:10.82)	0:33.64 [7] (0:11.09)	0:22.55 [6] (0:10.80)	0:11.75 [3] (0:11.75)	0.31L	0:33.64	-6
4	19 ENABLER Bailey Wheeler	7	68.9 400m	0:08.97 Overall	1:04.19 [4] (0:08.97)	0:55.22 [12] (0:11.02)	0:44.20 [11] (0:10.90)	0:33.30 [11] (0:10.90)	0:22.40 [8] (0:10.72)	0:11.68 [6] (0:11.68)	1.15L	0:33.30	-8
5	17 ORIENT'S SECRET Martin Harley	6	68.2 1000m	0:08.76 Overall	1:04.50 [5] (0:08.76)	0:55.74 [8] (0:10.85)	0:44.89 [8] (0:11.09)	0:33.80 [8] (0:11.11)	0:22.69 [9] (0:11.03)	0:11.66 [10] (0:11.66)	2.99L	0:33.80	+0
6	2 AIR MARSHAL Jake Molloy	19	67.7 600m	0:08.88 Overall	1:04.52 [6] (0:08.88)	0:55.64 [11] (0:11.19)	0:44.45 [12] (0:11.00)	0:33.45 [12] (0:10.95)	0:22.50 [12] (0:10.87)	0:11.63 [11] (0:11.63)	3.05L	0:33.45	-3
7	5 BILLIONAIRE BABY Cejay Graham	1	68.9 1000m	0:08.56 Overall	1:04.57 [7] (0:08.56)	0:56.01 [4] (0:10.73)	0:45.28 [5] (0:10.88)	0:34.40 [3] (0:11.01)	0:23.39 [3] (0:11.19)	0:12.20 [5] (0:12.20)	3.38L	0:34.40	-4
8	7 LADY WARDELL Les Tilley	10	68.2 800m	0:08.83 Overall	1:04.60 [8] (0:08.83)	0:55.77 [10] (0:11.13)	0:44.64 [10] (0:10.86)	0:33.78 [10] (0:11.07)	0:22.71 [10] (0:10.89)	0:11.82 [8] (0:11.82)	3.53L	0:33.78	-4
9	1 MR GALAZI Marnu Potgieter	18	69.6 1000m	0:08.65 Overall	1:04.84 [9] (0:08.65)	0:56.19 [5] (0:10.61)	0:45.58 [2] (0:10.80)	0:34.78 [2] (0:11.11)	0:23.67 [2] (0:11.18)	0:12.49 [4] (0:12.49)	4.95L	0:34.78	-4
10	16 CARDONE Ron Stewart	14	68.5 1000m	0:08.48 Overall	1:05.17 [10] (0:08.48)	0:56.69 [2] (0:10.89)	0:45.80 [6] (0:10.83)	0:34.97 [4] (0:11.20)	0:23.77 [4] (0:11.27)	0:12.50 [7] (0:12.50)	6.93L	0:34.97	+2

Scratched: Mr Encore (#20), Jubai Pride (#18), Hoot 'N' Holler (#11), I See You Coming (#4), Sistine Explorer (#13), Zouperb (#14), One 'N' Only (#8), Shohei (#6)

[] Ranking at each section and finish
-:--:-- No data available at this section
NA No data available

SCN Saddle cloth number
DNF Did not finish
DNT Did not track



Doomben QLD Professional

Race 6: BECOME A BRC MEMBER BENCHMARK 68 Handicap - 1110m

19 June 2024 - 14:58



BRISBANE
RACING CLUB

Track Rating: Good 4, Weather: Fine, Rail Position: +11m Entire

Section		Overall	1000m	800m	600m	400m	200m	Last 600m					
Field Times		1:04.00 (0:08.47)	0:55.53 (0:10.64)	0:44.89 (0:10.81)	0:34.08 (0:11.01)	0:23.07 (0:11.08)	0:11.99 (0:11.99)	0:34.08					
Rank	TAB Horse/Jockey	Barrier	Top Speed [km/h]	Fastest Section	Margin							Distance Travelled [m]	
11	10 BELLA BABE Emily Lang	12	69.7 1000m	0:08.68 Overall	1:05.22 [11] (0:08.68)	0:56.54 [7] (0:10.59)	0:45.95 [4] (0:10.95)	0:35.00 [5] (0:11.31)	0:23.69 [7] (0:11.29)	0:12.40 [9] (0:12.40)	7.18L	0:35.00	+0
12	12 ARTIE PANTZ Robbie Dolan	9	67.6 800m	0:08.66 Overall	1:05.77 [12] (0:08.66)	0:57.11 [6] (0:11.06)	0:46.05 [9] (0:11.06)	0:34.99 [9] (0:11.18)	0:23.81 [11] (0:11.01)	0:12.80 [12] (0:12.80)	10.41L	0:34.99	+1

Scratched: Mr Encore (#20), Jubai Pride (#18), Hoot 'N' Holler (#11), I See You Coming (#4), Sistine Explorer (#13), Zouperb (#14), One 'N' Only (#8), Shohei (#6)

[] Ranking at each section and finish
 -:-:-:- No data available at this section
 NA No data available

SCN Saddle cloth number
 DNF Did not finish
 DNT Did not track



Horse/Jockey Name	Hurts So Good
Final Rank	1
Fastest Section Time (Section)	0:08.47 (Overall)
Top Speed [km/h] (Section)	68.2 (600m)
Race State	Finished

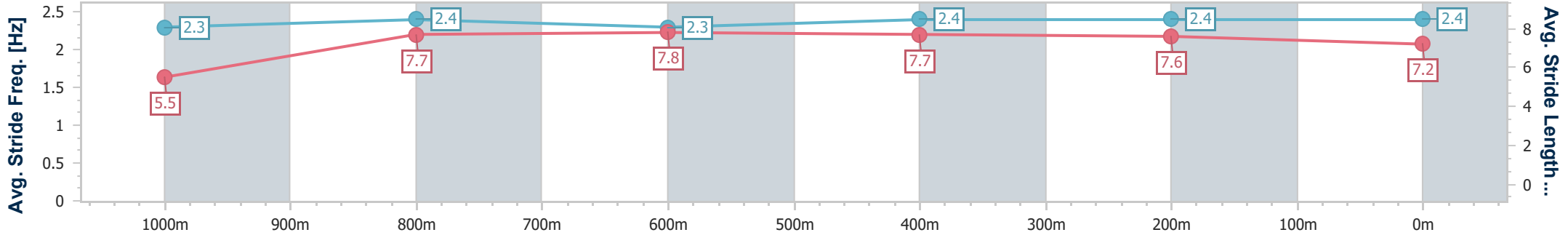
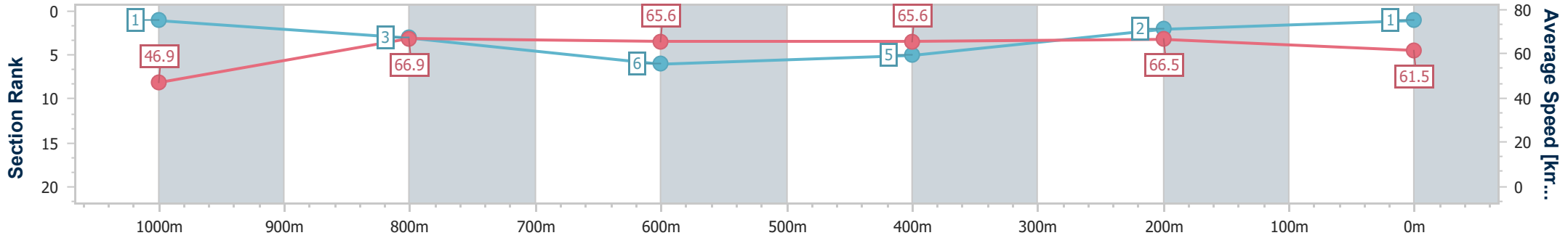


Doomben QLD Professional
Race 6: BECOME A BRC MEMBER BENCHMARK 68 Handicap - 1110m
 19 June 2024 - 14:58
 Track Rating: Good 4, Weather: Fine, Rail Position: +11m Entire



BRISBANE
RACING CLUB

Section	Overall	1000m	800m	600m	400m	200m
Section Times	1:04.00 [1] (0:08.47)	0:55.53 [1] (0:10.80)	0:44.73 [3] (0:11.06)	0:33.67 [6] (0:11.09)	0:22.58 [5] (0:10.86)	0:11.72 [2] (0:11.72)
Average Speed [km/h]	46.9	66.9	65.6	65.6	66.5	61.5
Top Speed [km/h]	66.5	68.2	67.1	68.2	67.9	64.9
Avg. Dist. to Rail [m]	5.3	1.4	1.7	1.6	3.2	1.0
Avg. Stride Freq. [Hz]	2.3	2.4	2.3	2.4	2.4	2.4
Avg. Stride Length [m]	5.5	7.7	7.8	7.7	7.6	7.2



- [] Ranking at each section and finish
- .-.- No data available at this section
- NA No data available



Horse/Jockey Name	Mouette
Final Rank	2
Fastest Section Time (Section)	0:08.49 (Overall)
Top Speed [km/h] (Section)	70.7 (1000m)
Race State	Finished

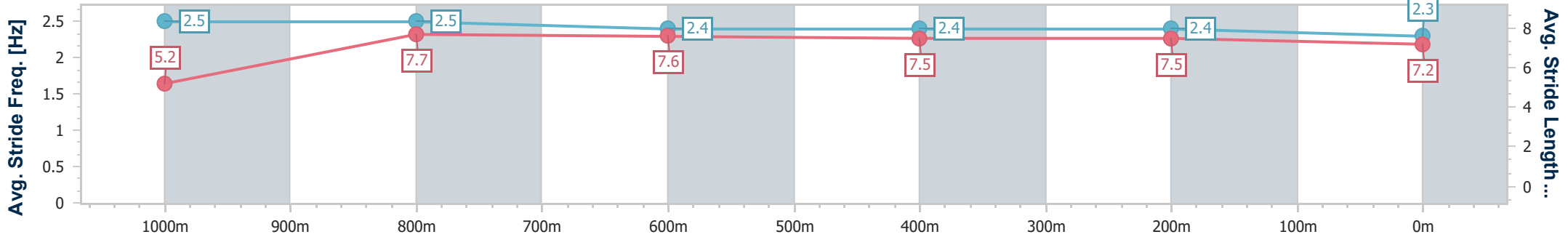
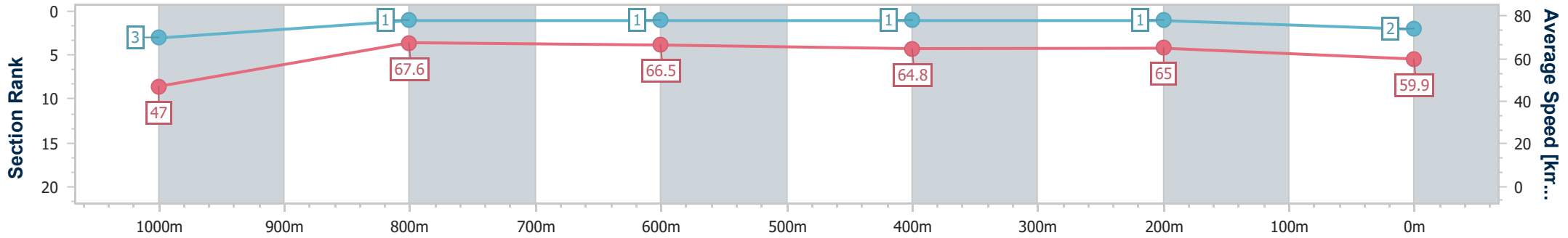


Doomben QLD Professional
Race 6: BECOME A BRC MEMBER BENCHMARK 68 Handicap - 1110m
 19 June 2024 - 14:58
 Track Rating: Good 4, Weather: Fine, Rail Position: +11m Entire



BRISBANE
RACING CLUB

Section	Overall	1000m	800m	600m	400m	200m
Section Times	1:04.01 [2] (0:08.49)	0:55.52 [3] (0:10.62)	0:44.90 [1] (0:10.81)	0:34.09 [1] (0:11.01)	0:23.08 [1] (0:11.08)	0:12.00 [1] (0:12.00)
Average Speed [km/h]	47.0	67.6	66.5	64.8	65.0	59.9
Top Speed [km/h]	70.4	70.7	67.6	66.2	65.4	63.9
Avg. Dist. to Rail [m]	3.4	0.5	0.6	1.1	0.9	1.0
Avg. Stride Freq. [Hz]	2.5	2.5	2.4	2.4	2.4	2.3
Avg. Stride Length [m]	5.2	7.7	7.6	7.5	7.5	7.2



- [] Ranking at each section and finish
- .-.- No data available at this section
- NA No data available



Horse/Jockey Name	Orthie's Girls
Final Rank	3
Fastest Section Time (Section)	0:08.78 (Overall)
Top Speed [km/h] (Section)	68.2 (1000m)
Race State	Finished



Doomben QLD Professional
Race 6: BECOME A BRC MEMBER BENCHMARK 68 Handicap - 1110m

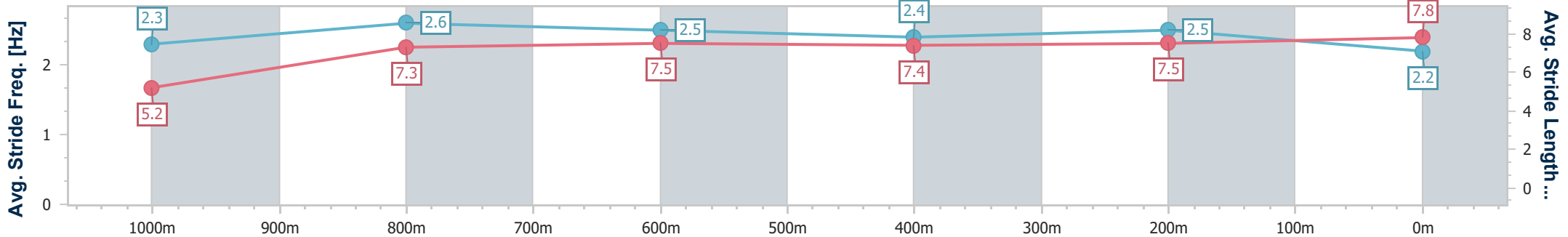
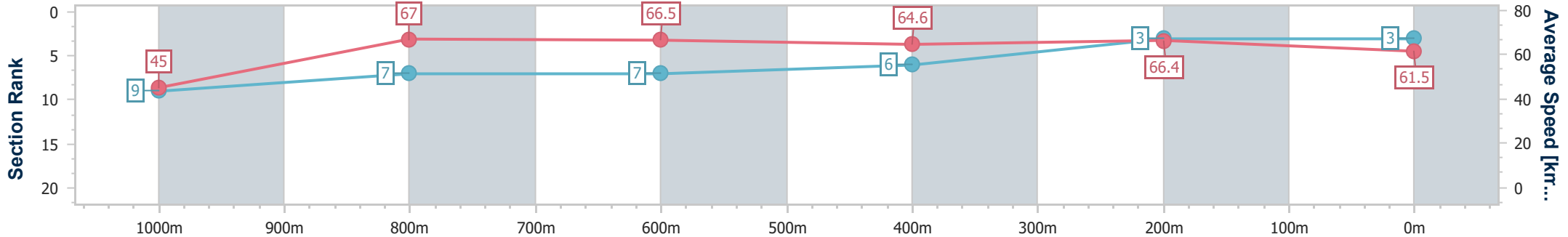


19 June 2024 - 14:58

BRISBANE RACING CLUB

Track Rating: Good 4, Weather: Fine, Rail Position: +11m Entire

Section	Overall	1000m	800m	600m	400m	200m
Section Times	1:04.05 [3] (0:08.78)	0:55.27 [9] (0:10.81)	0:44.46 [7] (0:10.82)	0:33.64 [7] (0:11.09)	0:22.55 [6] (0:10.80)	0:11.75 [3] (0:11.75)
Average Speed [km/h]	45.0	67.0	66.5	64.6	66.4	61.5
Top Speed [km/h]	62.7	68.2	67.4	67.0	68.2	63.6
Avg. Dist. to Rail [m]	2.7	1.5	0.3	0.7	1.7	2.9
Avg. Stride Freq. [Hz]	2.3	2.6	2.5	2.4	2.5	2.2
Avg. Stride Length [m]	5.2	7.3	7.5	7.4	7.5	7.8



- [] Ranking at each section and finish
- .-.- No data available at this section
- NA No data available



Horse/Jockey Name	Enabler
Final Rank	4
Fastest Section Time (Section)	0:08.97 (Overall)
Top Speed [km/h] (Section)	68.9 (400m)
Race State	Finished

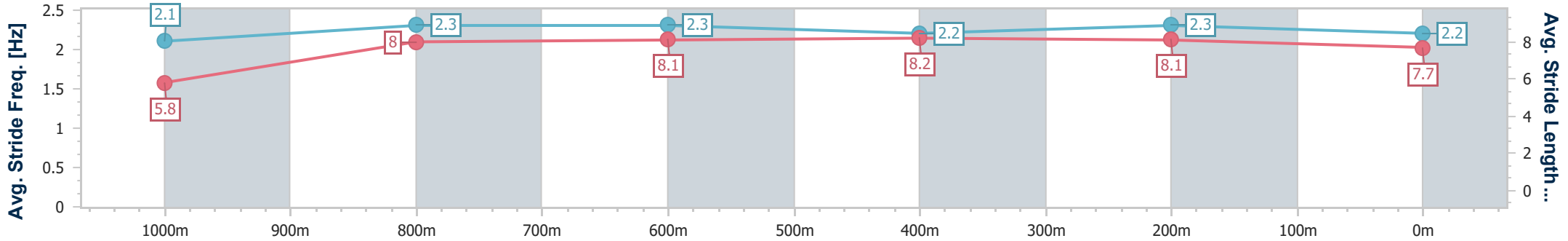
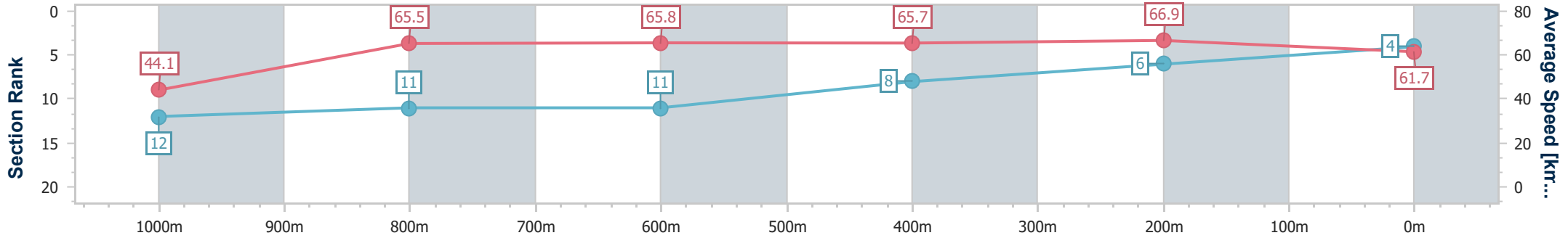


Doomben QLD Professional
Race 6: BECOME A BRC MEMBER BENCHMARK 68 Handicap - 1110m
 19 June 2024 - 14:58
 Track Rating: Good 4, Weather: Fine, Rail Position: +11m Entire



BRISBANE
RACING CLUB

Section	Overall	1000m	800m	600m	400m	200m
Section Times	1:04.19 [4] (0:08.97)	0:55.22 [12] (0:11.02)	0:44.20 [11] (0:10.90)	0:33.30 [11] (0:10.90)	0:22.40 [8] (0:10.72)	0:11.68 [6] (0:11.68)
Average Speed [km/h]	44.1	65.5	65.8	65.7	66.9	61.7
Top Speed [km/h]	64.2	67.1	67.3	66.7	68.9	63.5
Avg. Dist. to Rail [m]	4.3	1.2	0.5	1.6	1.1	0.8
Avg. Stride Freq. [Hz]	2.1	2.3	2.3	2.2	2.3	2.2
Avg. Stride Length [m]	5.8	8.0	8.1	8.2	8.1	7.7



- [] Ranking at each section and finish
- .-.- No data available at this section
- NA No data available



Horse/Jockey Name	Orient's Secret
Final Rank	5
Fastest Section Time (Section)	0:08.76 (Overall)
Top Speed [km/h] (Section)	68.2 (1000m)
Race State	Finished



Doomben QLD Professional
Race 6: BECOME A BRC MEMBER BENCHMARK 68 Handicap - 1110m

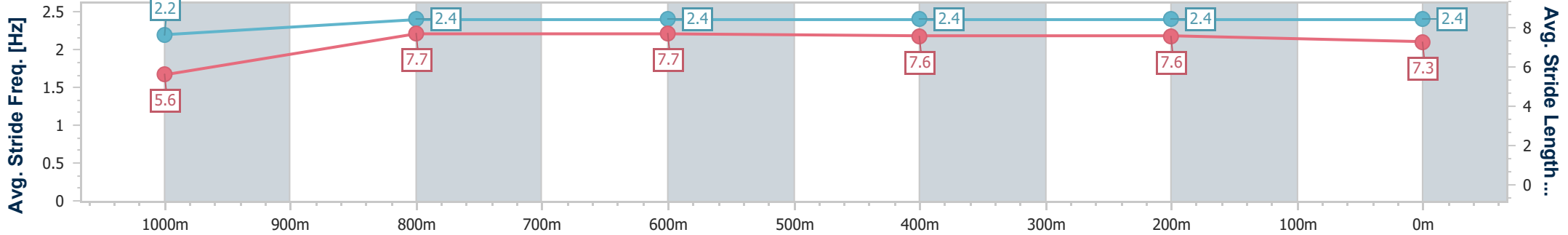
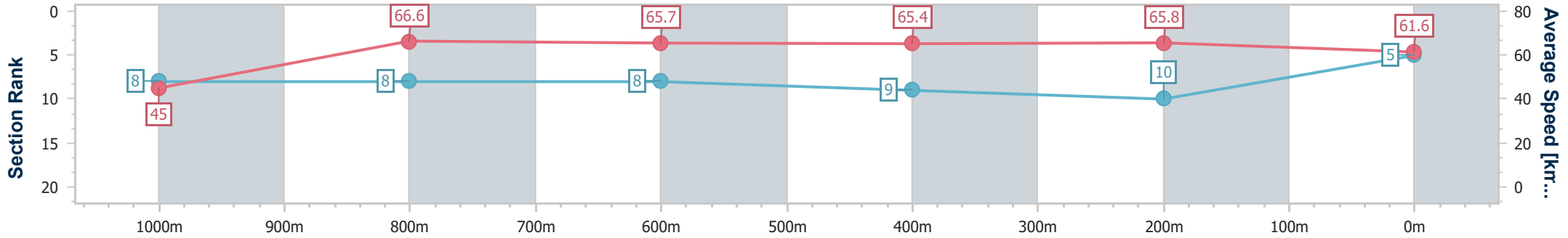


19 June 2024 - 14:58

BRISBANE RACING CLUB

Track Rating: Good 4, Weather: Fine, Rail Position: +11m Entire

Section	Overall	1000m	800m	600m	400m	200m
Section Times	1:04.50 [5] (0:08.76)	0:55.74 [8] (0:10.85)	0:44.89 [8] (0:11.09)	0:33.80 [8] (0:11.11)	0:22.69 [9] (0:11.03)	0:11.66 [10] (0:11.66)
Average Speed [km/h]	45.0	66.6	65.7	65.4	65.8	61.6
Top Speed [km/h]	62.7	68.2	66.9	66.4	67.5	63.6
Avg. Dist. to Rail [m]	4.2	2.1	1.7	2.0	3.6	3.7
Avg. Stride Freq. [Hz]	2.2	2.4	2.4	2.4	2.4	2.4
Avg. Stride Length [m]	5.6	7.7	7.7	7.6	7.6	7.3



- [] Ranking at each section and finish
- .-.- No data available at this section
- NA No data available



Horse/Jockey Name	Air Marshal
Final Rank	6
Fastest Section Time (Section)	0:08.88 (Overall)
Top Speed [km/h] (Section)	67.7 (600m)
Race State	Finished



Doomben QLD Professional
Race 6: BECOME A BRC MEMBER BENCHMARK 68 Handicap - 1110m

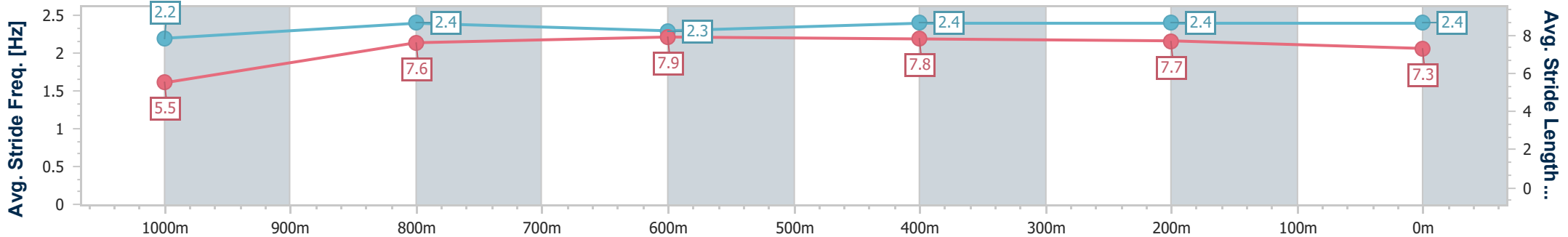
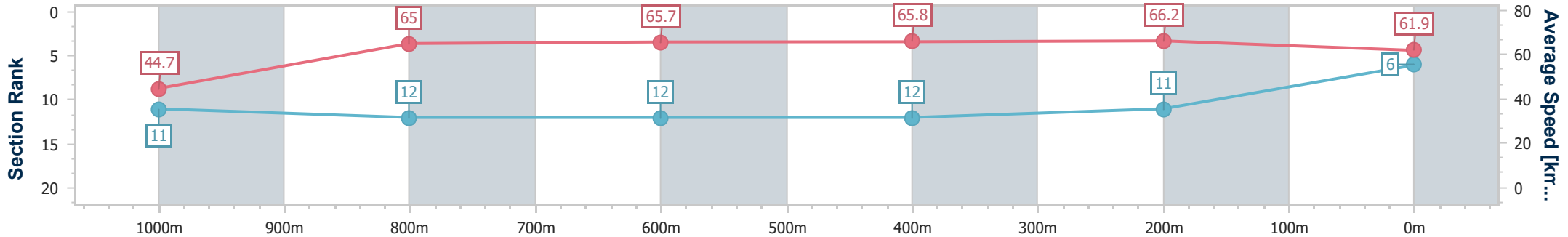


19 June 2024 - 14:58

BRISBANE RACING CLUB

Track Rating: Good 4, Weather: Fine, Rail Position: +11m Entire

Section	Overall	1000m	800m	600m	400m	200m
Section Times	1:04.52 [6] (0:08.88)	0:55.64 [11] (0:11.19)	0:44.45 [12] (0:11.00)	0:33.45 [12] (0:10.95)	0:22.50 [12] (0:10.87)	0:11.63 [11] (0:11.63)
Average Speed [km/h]	44.7	65.0	65.7	65.8	66.2	61.9
Top Speed [km/h]	63.9	67.5	67.6	67.7	67.5	64.1
Avg. Dist. to Rail [m]	10.5	3.7	0.7	0.3	2.0	4.8
Avg. Stride Freq. [Hz]	2.2	2.4	2.3	2.4	2.4	2.4
Avg. Stride Length [m]	5.5	7.6	7.9	7.8	7.7	7.3



- [] Ranking at each section and finish
- .-.- No data available at this section
- NA No data available



Horse/Jockey Name	Billionair Baby
Final Rank	7
Fastest Section Time (Section)	0:08.56 (Overall)
Top Speed [km/h] (Section)	68.9 (1000m)
Race State	Finished

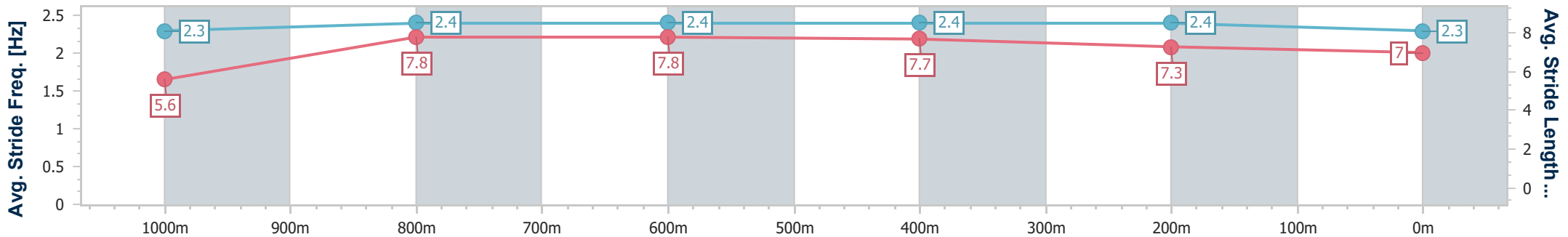
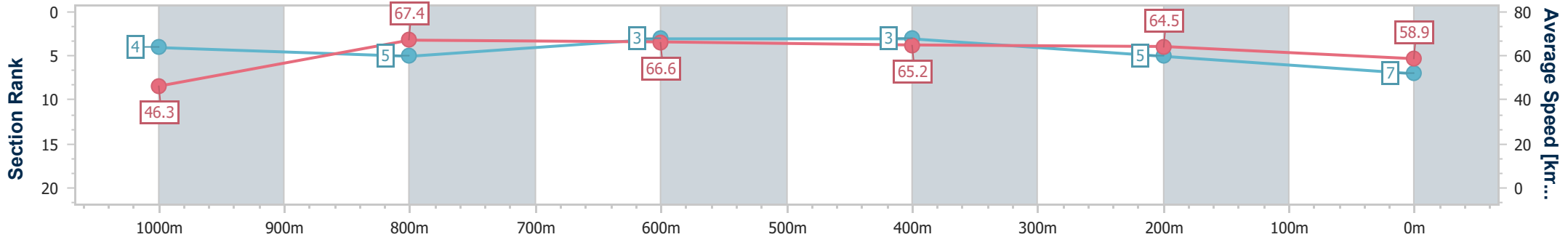


Doomben QLD Professional
Race 6: BECOME A BRC MEMBER BENCHMARK 68 Handicap - 1110m
 19 June 2024 - 14:58
 Track Rating: Good 4, Weather: Fine, Rail Position: +11m Entire



BRISBANE
RACING CLUB

Section	Overall	1000m	800m	600m	400m	200m
Section Times	1:04.57 [7] (0:08.56)	0:56.01 [4] (0:10.73)	0:45.28 [5] (0:10.88)	0:34.40 [3] (0:11.01)	0:23.39 [3] (0:11.19)	0:12.20 [5] (0:12.20)
Average Speed [km/h]	46.3	67.4	66.6	65.2	64.5	58.9
Top Speed [km/h]	66.0	68.9	68.0	67.2	66.4	62.7
Avg. Dist. to Rail [m]	2.1	1.8	1.2	0.5	1.2	0.6
Avg. Stride Freq. [Hz]	2.3	2.4	2.4	2.4	2.4	2.3
Avg. Stride Length [m]	5.6	7.8	7.8	7.7	7.3	7.0



- [] Ranking at each section and finish
- .-.- No data available at this section
- NA No data available



Horse/Jockey Name	Lady Wardell
Final Rank	8
Fastest Section Time (Section)	0:08.83 (Overall)
Top Speed [km/h] (Section)	68.2 (800m)
Race State	Finished

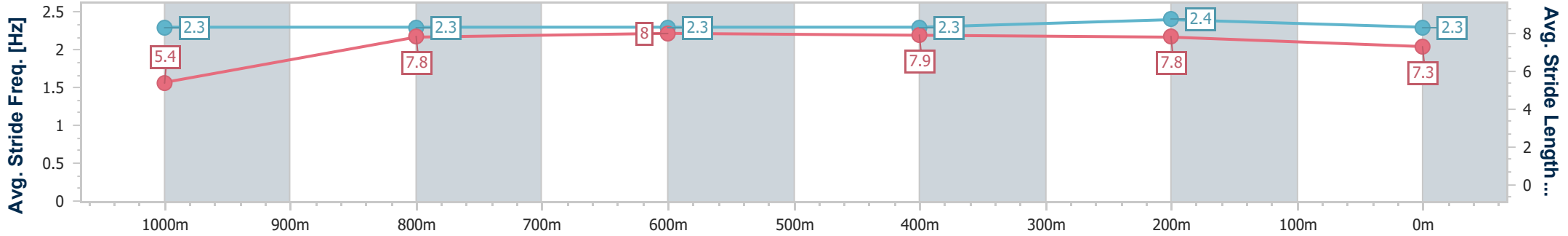
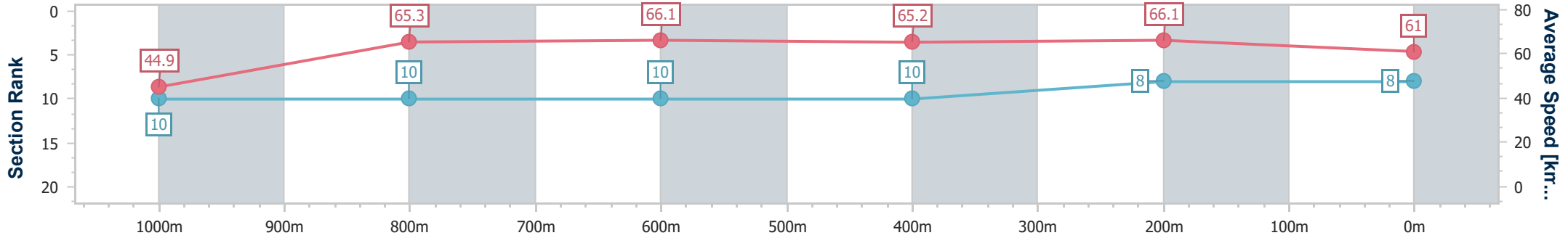


Doomben QLD Professional
Race 6: BECOME A BRC MEMBER BENCHMARK 68 Handicap - 1110m
 19 June 2024 - 14:58
 Track Rating: Good 4, Weather: Fine, Rail Position: +11m Entire



BRISBANE
RACING CLUB

Section	Overall	1000m	800m	600m	400m	200m
Section Times	1:04.60 [8] (0:08.83)	0:55.77 [10] (0:11.13)	0:44.64 [10] (0:10.86)	0:33.78 [10] (0:11.07)	0:22.71 [10] (0:10.89)	0:11.82 [8] (0:11.82)
Average Speed [km/h]	44.9	65.3	66.1	65.2	66.1	61.0
Top Speed [km/h]	64.2	66.0	68.2	66.6	67.0	64.8
Avg. Dist. to Rail [m]	6.0	1.9	0.3	0.2	1.3	1.5
Avg. Stride Freq. [Hz]	2.3	2.3	2.3	2.3	2.4	2.3
Avg. Stride Length [m]	5.4	7.8	8.0	7.9	7.8	7.3



- [] Ranking at each section and finish
- .-.- No data available at this section
- NA No data available



Horse/Jockey Name	Mr Galazi
Final Rank	9
Fastest Section Time (Section)	0:08.65 (Overall)
Top Speed [km/h] (Section)	69.6 (1000m)
Race State	Finished

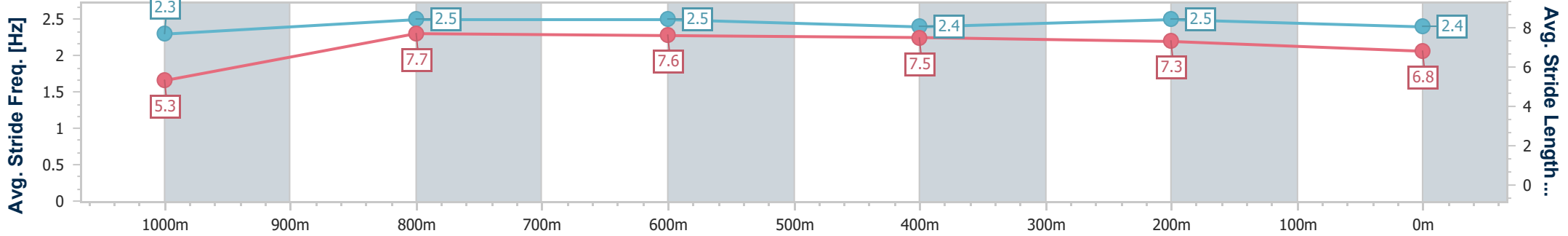
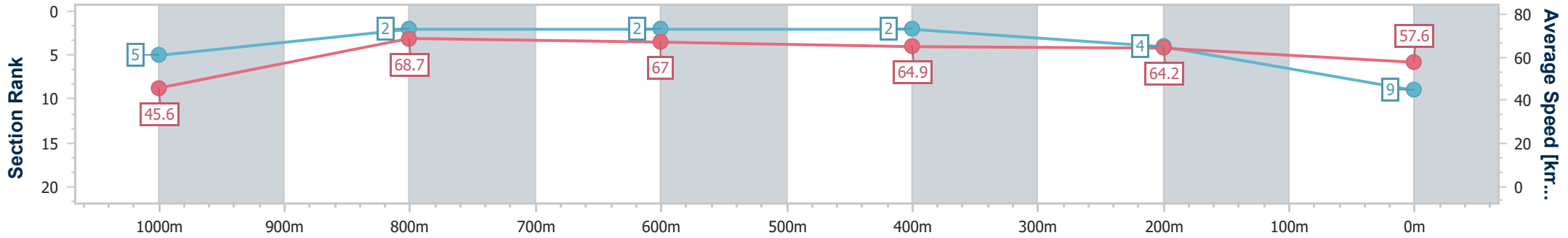


Doomben QLD Professional
Race 6: BECOME A BRC MEMBER BENCHMARK 68 Handicap - 1110m
 19 June 2024 - 14:58
 Track Rating: Good 4, Weather: Fine, Rail Position: +11m Entire



BRISBANE
RACING CLUB

Section	Overall	1000m	800m	600m	400m	200m
Section Times	1:04.84 [9] (0:08.65)	0:56.19 [5] (0:10.61)	0:45.58 [2] (0:10.80)	0:34.78 [2] (0:11.11)	0:23.67 [2] (0:11.18)	0:12.49 [4] (0:12.49)
Average Speed [km/h]	45.6	68.7	67.0	64.9	64.2	57.6
Top Speed [km/h]	67.3	69.6	68.4	67.2	65.6	62.3
Avg. Dist. to Rail [m]	10.7	5.3	0.9	0.4	1.4	2.8
Avg. Stride Freq. [Hz]	2.3	2.5	2.5	2.4	2.5	2.4
Avg. Stride Length [m]	5.3	7.7	7.6	7.5	7.3	6.8



- [] Ranking at each section and finish
- .-.- No data available at this section
- NA No data available



Horse/Jockey Name	Cardone
Final Rank	10
Fastest Section Time (Section)	0:08.48 (Overall)
Top Speed [km/h] (Section)	68.5 (1000m)
Race State	Finished



Doomben QLD Professional
Race 6: BECOME A BRC MEMBER BENCHMARK 68 Handicap - 1110m

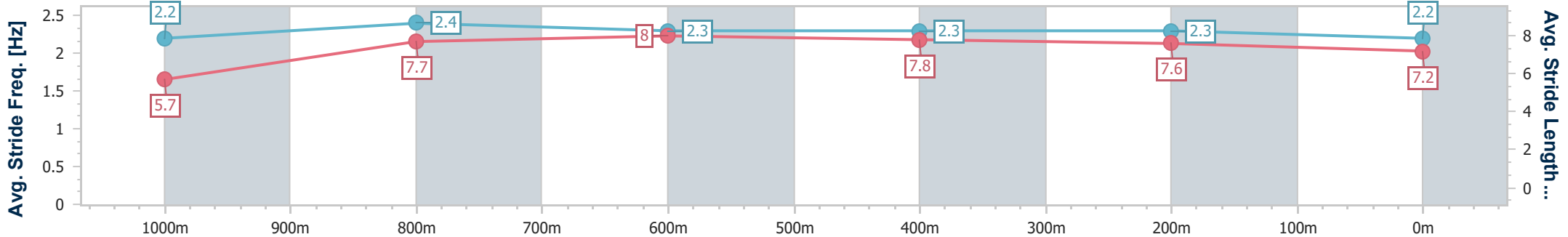
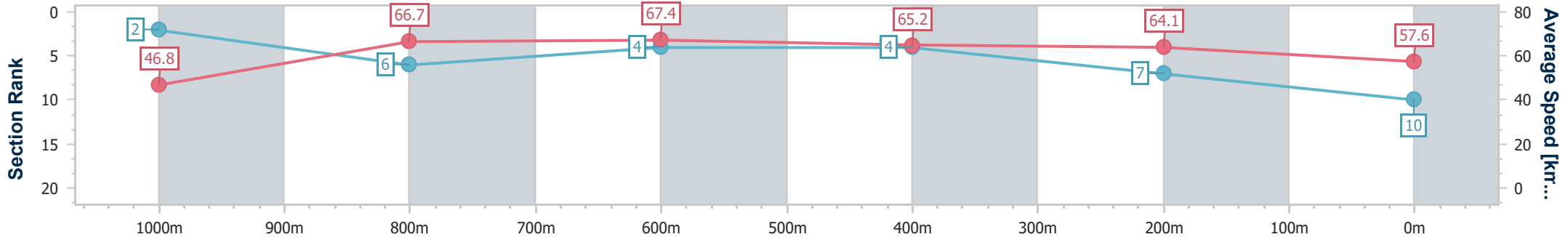


19 June 2024 - 14:58

BRISBANE RACING CLUB

Track Rating: Good 4, Weather: Fine, Rail Position: +11m Entire

Section	Overall	1000m	800m	600m	400m	200m
Section Times	1:05.17 [10] (0:08.48)	0:56.69 [2] (0:10.89)	0:45.80 [6] (0:10.83)	0:34.97 [4] (0:11.20)	0:23.77 [4] (0:11.27)	0:12.50 [7] (0:12.50)
Average Speed [km/h]	46.8	66.7	67.4	65.2	64.1	57.6
Top Speed [km/h]	66.1	68.5	68.0	66.2	65.4	61.8
Avg. Dist. to Rail [m]	9.5	4.4	2.3	2.4	3.6	3.4
Avg. Stride Freq. [Hz]	2.2	2.4	2.3	2.3	2.3	2.2
Avg. Stride Length [m]	5.7	7.7	8.0	7.8	7.6	7.2



- [] Ranking at each section and finish
- .-.- No data available at this section
- NA No data available



Horse/Jockey Name	Bella Babe
Final Rank	11
Fastest Section Time (Section)	0:08.68 (Overall)
Top Speed [km/h] (Section)	69.7 (1000m)
Race State	Finished

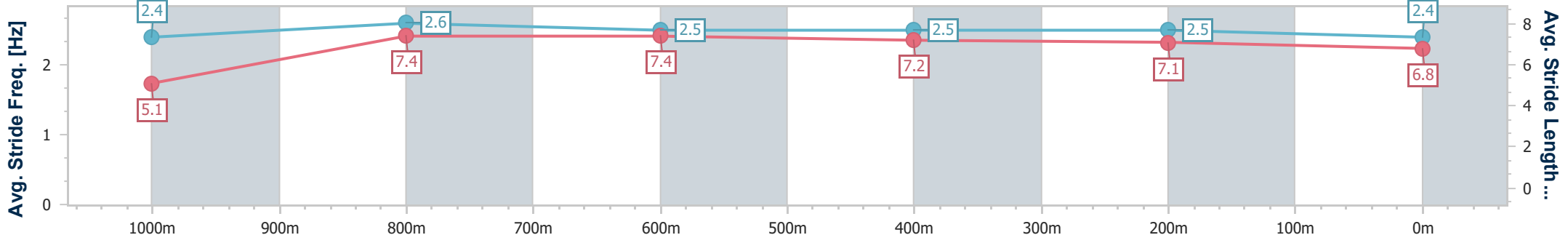
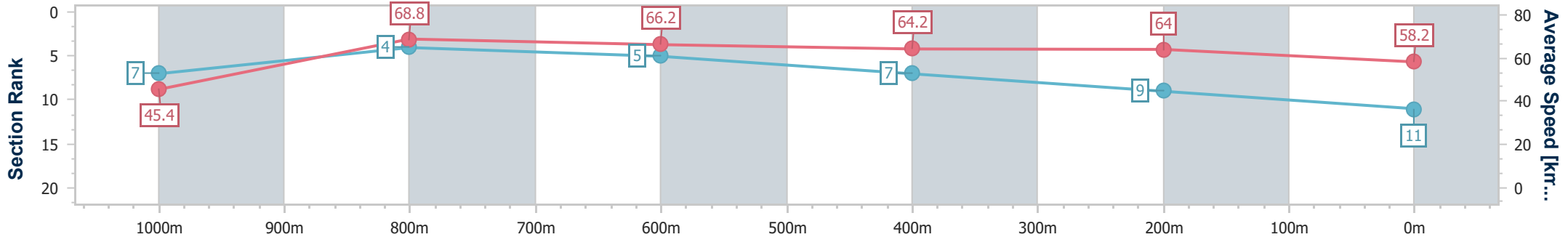


Doomben QLD Professional
Race 6: BECOME A BRC MEMBER BENCHMARK 68 Handicap - 1110m
 19 June 2024 - 14:58
 Track Rating: Good 4, Weather: Fine, Rail Position: +11m Entire



BRISBANE
RACING CLUB

Section	Overall	1000m	800m	600m	400m	200m
Section Times	1:05.22 [11] (0:08.68)	0:56.54 [7] (0:10.59)	0:45.95 [4] (0:10.95)	0:35.00 [5] (0:11.31)	0:23.69 [7] (0:11.29)	0:12.40 [9] (0:12.40)
Average Speed [km/h]	45.4	68.8	66.2	64.2	64.0	58.2
Top Speed [km/h]	67.8	69.7	68.6	65.7	65.4	62.5
Avg. Dist. to Rail [m]	8.7	3.2	1.8	1.7	2.3	1.4
Avg. Stride Freq. [Hz]	2.4	2.6	2.5	2.5	2.5	2.4
Avg. Stride Length [m]	5.1	7.4	7.4	7.2	7.1	6.8



- [] Ranking at each section and finish
- .-.- No data available at this section
- NA No data available



Horse/Jockey Name	Artie Pantz
Final Rank	12
Fastest Section Time (Section)	0:08.66 (Overall)
Top Speed [km/h] (Section)	67.6 (800m)
Race State	Finished



Doomben QLD Professional
Race 6: BECOME A BRC MEMBER BENCHMARK 68 Handicap - 1110m

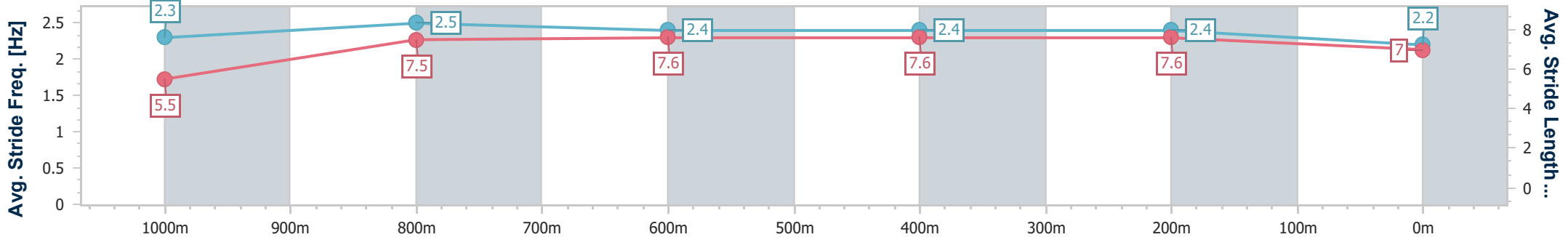
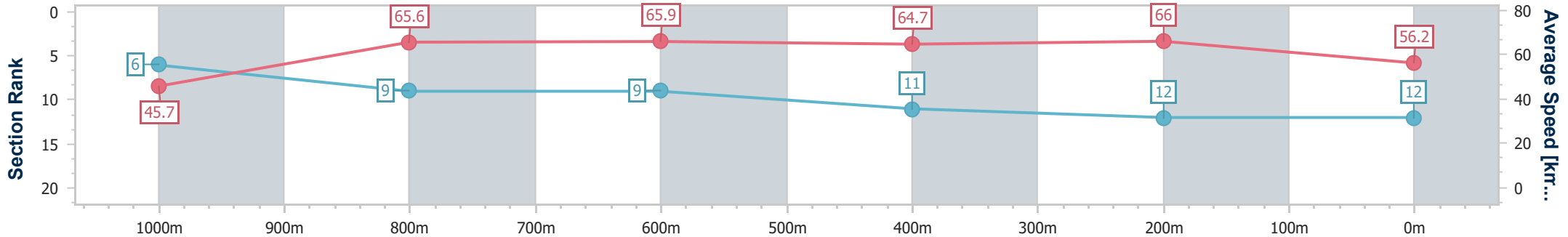


19 June 2024 - 14:58

BRISBANE RACING CLUB

Track Rating: Good 4, Weather: Fine, Rail Position: +11m Entire

Section	Overall	1000m	800m	600m	400m	200m
Section Times	1:05.77 [12] (0:08.66)	0:57.11 [6] (0:11.06)	0:46.05 [9] (0:11.06)	0:34.99 [9] (0:11.18)	0:23.81 [11] (0:11.01)	0:12.80 [12] (0:12.80)
Average Speed [km/h]	45.7	65.6	65.9	64.7	66.0	56.2
Top Speed [km/h]	64.2	67.0	67.6	66.5	67.0	62.5
Avg. Dist. to Rail [m]	6.3	3.4	1.7	1.8	3.9	3.4
Avg. Stride Freq. [Hz]	2.3	2.5	2.4	2.4	2.4	2.2
Avg. Stride Length [m]	5.5	7.5	7.6	7.6	7.6	7.0



- [] Ranking at each section and finish
- .-.- No data available at this section
- NA No data available



Doomben QLD Professional

Race 7: LADBROKES MD RACE Class 1 Handicap - 1200m

19 June 2024 - 15:35



BRISBANE
RACING CLUB

Track Rating: Good 4, Weather: Fine, Rail Position: +11m Entire

Section		Overall	1000m	800m	600m	400m	200m	Last 600m					
Field Times		1:09.48 (0:13.09)	0:56.39 (0:10.78)	0:45.61 (0:11.45)	0:34.16 (0:11.39)	0:22.77 (0:11.06)	0:11.71 (0:11.71)	0:34.16					
Rank	TAB Horse/Jockey	Barrier	Top Speed [km/h]	Fastest Section							Margin	Distance Travelled [m]	
1	11 NAVYONTHEHIGHWAY Tahlia Fenlon	19	70.3 Overall	0:10.91 1000m	1:09.48 [1] (0:13.09)	0:56.39 [1] (0:10.91)	0:45.48 [2] (0:11.36)	0:34.12 [2] (0:11.35)	0:22.77 [2] (0:11.06)	0:11.71 [1] (0:11.71)	1:09.48	0:34.12	
2	2 BATTLEFIELD Robbie Dolan	18	68.1 400m	0:10.87 400m	1:09.70 [2] (0:13.87)	0:55.83 [10] (0:11.10)	0:44.73 [10] (0:11.09)	0:33.64 [9] (0:11.26)	0:22.38 [8] (0:10.87)	0:11.51 [5] (0:11.51)	1.31L	0:33.64	+6
3	5 WITHIN REASON Ryan Maloney	6	68.5 Overall	0:11.01 1000m	1:09.77 [3] (0:13.20)	0:56.57 [3] (0:11.01)	0:45.56 [3] (0:11.30)	0:34.26 [3] (0:11.40)	0:22.86 [4] (0:11.13)	0:11.73 [4] (0:11.73)	1.72L	0:34.26	-1
4	3 IMPENDOR Martin Harley	8	67.5 1000m	0:10.85 1000m	1:09.85 [4] (0:13.66)	0:56.19 [7] (0:10.85)	0:45.34 [6] (0:11.07)	0:34.27 [4] (0:11.28)	0:22.99 [3] (0:11.13)	0:11.86 [3] (0:11.86)	2.16L	0:34.27	+5
5	19 CLAUDIUS Georgina Cartwright	1	69.5 1000m	0:10.89 400m	1:09.96 [5] (0:13.67)	0:56.29 [8] (0:11.04)	0:45.25 [7] (0:11.34)	0:33.91 [8] (0:11.39)	0:22.52 [10] (0:10.89)	0:11.63 [8] (0:11.63)	2.84L	0:33.91	-1
6	16 MIGHTY JUDD Justin Stanley	11	69.6 Overall	0:10.77 1000m	1:10.02 [6] (0:13.10)	0:56.92 [2] (0:10.77)	0:46.15 [1] (0:11.45)	0:34.70 [1] (0:11.39)	0:23.31 [1] (0:11.20)	0:12.11 [2] (0:12.11)	3.18L	0:34.70	-1
7	13 COURT WHISPERS Bailey Wheeler	9	67.2 Overall	0:11.13 1000m	1:10.08 [7] (0:13.28)	0:56.80 [4] (0:11.13)	0:45.67 [4] (0:11.33)	0:34.34 [5] (0:11.30)	0:23.04 [5] (0:11.17)	0:11.87 [6] (0:11.87)	3.51L	0:34.34	-1
8	9 CATTRALL Michael Rodd	5	67.1 1000m	0:10.90 400m	1:10.15 [8] (0:13.54)	0:56.61 [6] (0:11.19)	0:45.42 [8] (0:11.37)	0:34.05 [10] (0:11.34)	0:22.71 [9] (0:10.90)	0:11.81 [9] (0:11.81)	3.92L	0:34.05	+0
9	18 SUKICHE Samantha Collett	3	66.5 400m	0:11.04 400m	1:10.57 [9] (0:13.97)	0:56.60 [11] (0:11.14)	0:45.46 [11] (0:11.17)	0:34.29 [11] (0:11.28)	0:23.01 [11] (0:11.04)	0:11.97 [11] (0:11.97)	6.43L	0:34.29	-1
10	7 OUR DRUMMER Karl Zechner	2	67.9 Overall	0:11.09 1000m	1:10.62 [10] (0:13.35)	0:57.27 [5] (0:11.09)	0:46.18 [5] (0:11.32)	0:34.86 [6] (0:11.38)	0:23.48 [6] (0:11.19)	0:12.29 [7] (0:12.29)	6.73L	0:34.86	+0

Scratched: Zouthur (#6), Inca Trail (#4), Immortality (#1), Rolling Rock (#8), Jack's Boom (#12), Storm Force Ten (#14), Daintree Dreaming (#17), Power Flash (#10)

[] Ranking at each section and finish
 -:-:- No data available at this section
 NA No data available

SCN Saddle cloth number
 DNF Did not finish
 DNT Did not track



Doomben QLD Professional

Race 7: LADBROKES MD RACE Class 1 Handicap - 1200m

19 June 2024 - 15:35



BRISBANE
RACING CLUB

Track Rating: Good 4, Weather: Fine, Rail Position: +11m Entire

Section	Overall	1000m	800m	600m	400m	200m	Last 600m
Field Times	1:09.48 (0:13.09)	0:56.39 (0:10.78)	0:45.61 (0:11.45)	0:34.16 (0:11.39)	0:22.77 (0:11.06)	0:11.71 (0:11.71)	0:34.16

Rank	TAB	Horse/Jockey	Barrier	Top Speed [km/h]	Fastest Section	Margin	Distance Travelled [m]
11	15	SUPERARGO Jim Byrne	4	66.4 1000m	0:11.00 1000m	8.03L	+4
					1:10.85 [11] (0:13.82)		
					0:57.03 [9] (0:11.00)		
					0:46.03 [9] (0:11.13)		
					0:34.90 [7] (0:11.29)		
					0:23.61 [7] (0:11.29)		
					0:12.32 [10] (0:12.32)		

Scratched: Zouthur (#6), Inca Trail (#4), Immortality (#1), Rolling Rock (#8), Jack's Boom (#12), Storm Force Ten (#14), Daintree Dreaming (#17), Power Flash (#10)

[] Ranking at each section and finish
 -:-:- No data available at this section
 NA No data available

SCN Saddle cloth number
 DNF Did not finish
 DNT Did not track



Horse/Jockey Name	Navyonthehighway
Final Rank	1
Fastest Section Time (Section)	0:10.91 (1000m)
Top Speed [km/h] (Section)	70.3 (Overall)
Race State	Finished



Doomben QLD Professional

Race 7: LADBROKES MD RACE Class 1 Handicap - 1200m

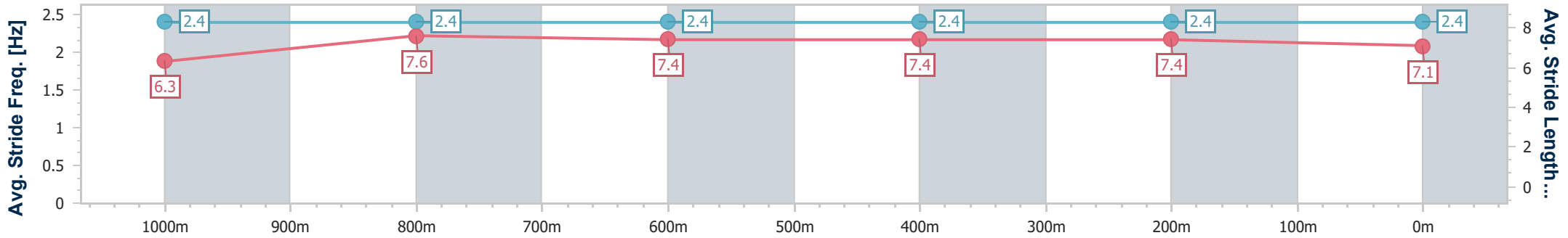
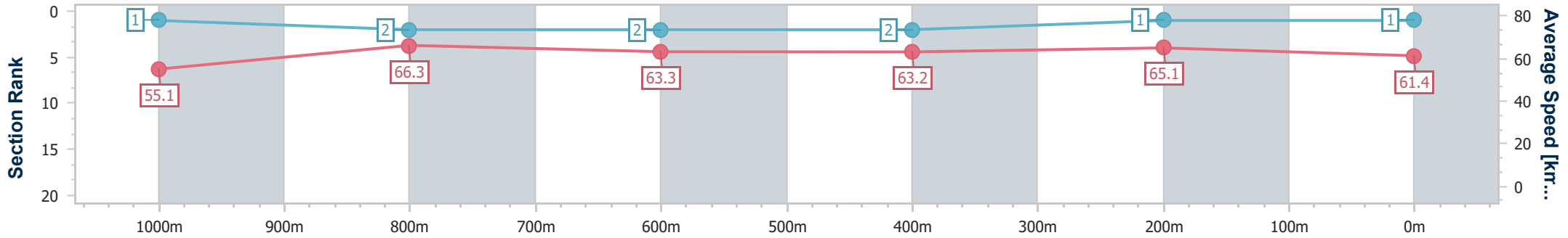
19 June 2024 - 15:35

Track Rating: Good 4, Weather: Fine, Rail Position: +11m Entire



BRISBANE RACING CLUB

Section	Overall	1000m	800m	600m	400m	200m
Section Times	1:09.48 [1] (0:13.09)	0:56.39 [1] (0:10.91)	0:45.48 [2] (0:11.36)	0:34.12 [2] (0:11.35)	0:22.77 [2] (0:11.06)	0:11.71 [1] (0:11.71)
Average Speed [km/h]	55.1	66.3	63.3	63.2	65.1	61.4
Top Speed [km/h]	70.3	68.9	64.5	64.3	66.5	64.0
Avg. Dist. to Rail [m]	8.8	2.4	0.5	0.7	0.8	0.6
Avg. Stride Freq. [Hz]	2.4	2.4	2.4	2.4	2.4	2.4
Avg. Stride Length [m]	6.3	7.6	7.4	7.4	7.4	7.1



- [] Ranking at each section and finish
- .-.- No data available at this section
- NA No data available



Horse/Jockey Name	Battlefield
Final Rank	2
Fastest Section Time (Section)	0:10.87 (400m)
Top Speed [km/h] (Section)	68.1 (400m)
Race State	Finished



Doomben QLD Professional

Race 7: LADBROKES MD RACE Class 1 Handicap - 1200m

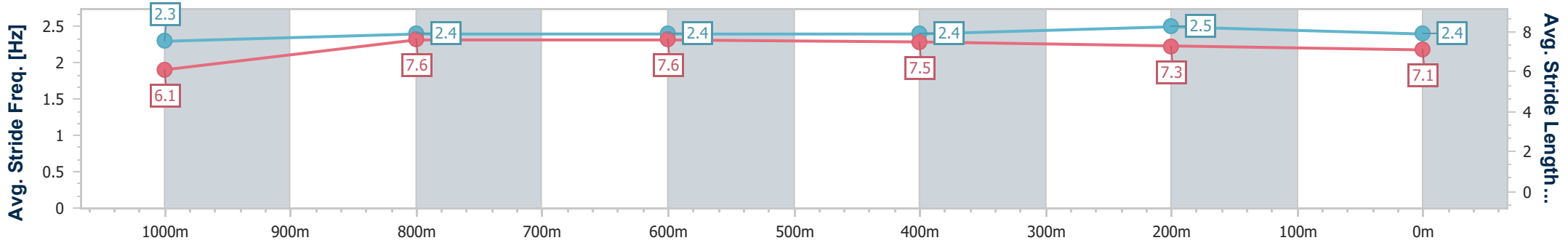
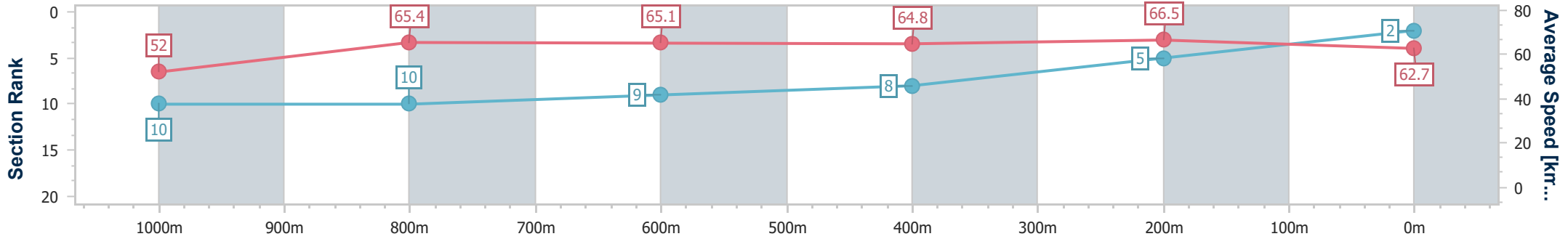
19 June 2024 - 15:35

Track Rating: Good 4, Weather: Fine, Rail Position: +11m Entire



BRISBANE RACING CLUB

Section	Overall	1000m	800m	600m	400m	200m
Section Times	1:09.70 [2] (0:13.87)	0:55.83 [10] (0:11.10)	0:44.73 [10] (0:11.09)	0:33.64 [9] (0:11.26)	0:22.38 [8] (0:10.87)	0:11.51 [5] (0:11.51)
Average Speed [km/h]	52.0	65.4	65.1	64.8	66.5	62.7
Top Speed [km/h]	65.8	66.5	67.6	66.6	68.1	65.9
Avg. Dist. to Rail [m]	5.9	1.8	1.1	2.1	4.2	6.0
Avg. Stride Freq. [Hz]	2.3	2.4	2.4	2.4	2.5	2.4
Avg. Stride Length [m]	6.1	7.6	7.6	7.5	7.3	7.1



- [] Ranking at each section and finish
- .-.- No data available at this section
- NA No data available



Horse/Jockey Name	Within Reason
Final Rank	3
Fastest Section Time (Section)	0:11.01 (1000m)
Top Speed [km/h] (Section)	68.5 (Overall)
Race State	Finished



Doomben QLD Professional

Race 7: LADBROKES MD RACE Class 1 Handicap - 1200m

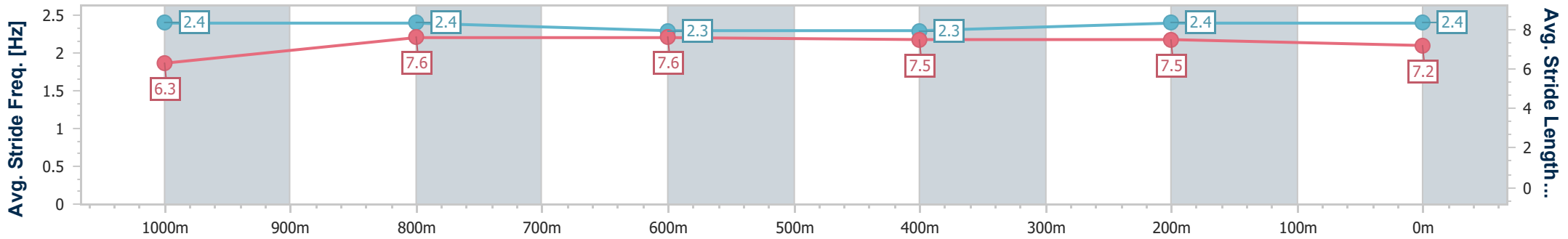
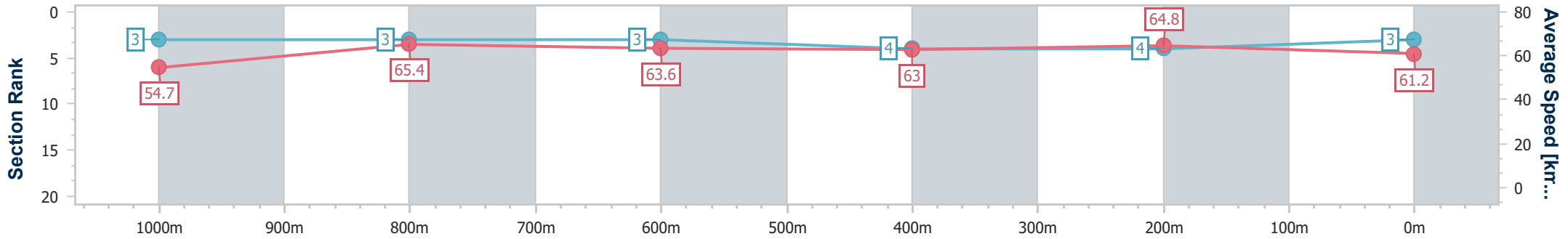
19 June 2024 - 15:35

Track Rating: Good 4, Weather: Fine, Rail Position: +11m Entire



BRISBANE RACING CLUB

Section	Overall	1000m	800m	600m	400m	200m
Section Times	1:09.77 [3] (0:13.20)	0:56.57 [3] (0:11.01)	0:45.56 [3] (0:11.30)	0:34.26 [3] (0:11.40)	0:22.86 [4] (0:11.13)	0:11.73 [4] (0:11.73)
Average Speed [km/h]	54.7	65.4	63.6	63.0	64.8	61.2
Top Speed [km/h]	68.5	67.3	64.8	65.8	66.1	64.6
Avg. Dist. to Rail [m]	3.9	0.7	0.7	0.4	0.4	1.6
Avg. Stride Freq. [Hz]	2.4	2.4	2.3	2.3	2.4	2.4
Avg. Stride Length [m]	6.3	7.6	7.6	7.5	7.5	7.2



- [] Ranking at each section and finish
- .-.- No data available at this section
- NA No data available



Horse/Jockey Name	Impendor
Final Rank	4
Fastest Section Time (Section)	0:10.85 (1000m)
Top Speed [km/h] (Section)	67.5 (1000m)
Race State	Finished



Doomben QLD Professional

Race 7: LADBROKES MD RACE Class 1 Handicap - 1200m

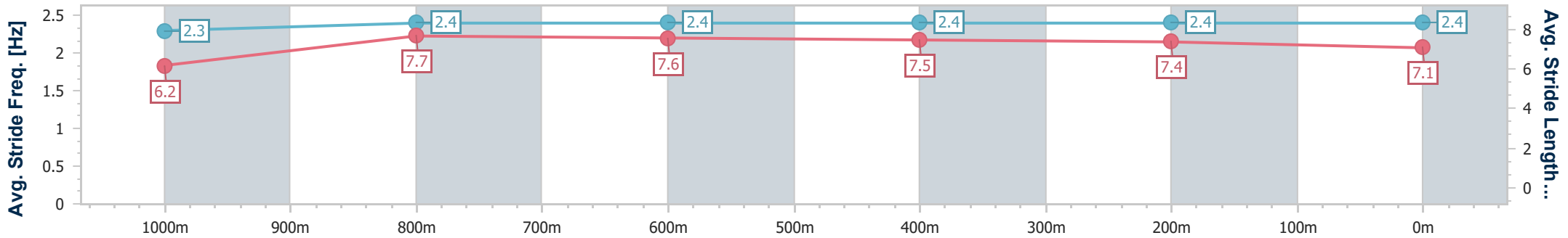
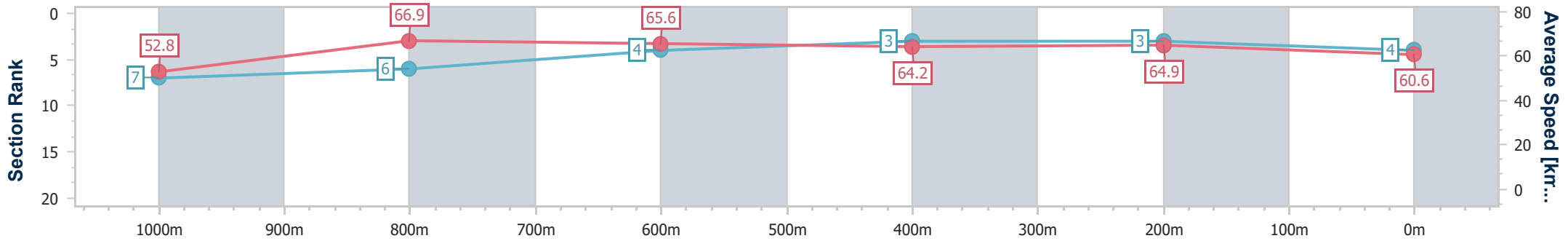
19 June 2024 - 15:35

Track Rating: Good 4, Weather: Fine, Rail Position: +11m Entire



BRISBANE RACING CLUB

Section	Overall	1000m	800m	600m	400m	200m
Section Times	1:09.85 [4] (0:13.66)	0:56.19 [7] (0:10.85)	0:45.34 [6] (0:11.07)	0:34.27 [4] (0:11.28)	0:22.99 [3] (0:11.13)	0:11.86 [3] (0:11.86)
Average Speed [km/h]	52.8	66.9	65.6	64.2	64.9	60.6
Top Speed [km/h]	67.2	67.5	67.3	65.6	65.8	63.4
Avg. Dist. to Rail [m]	5.3	2.5	2.0	0.8	1.4	2.9
Avg. Stride Freq. [Hz]	2.3	2.4	2.4	2.4	2.4	2.4
Avg. Stride Length [m]	6.2	7.7	7.6	7.5	7.4	7.1



- [] Ranking at each section and finish
- .-.- No data available at this section
- NA No data available



Horse/Jockey Name	Claudius
Final Rank	5
Fastest Section Time (Section)	0:10.89 (400m)
Top Speed [km/h] (Section)	69.5 (1000m)
Race State	Finished



Doomben QLD Professional

Race 7: LADBROKES MD RACE Class 1 Handicap - 1200m

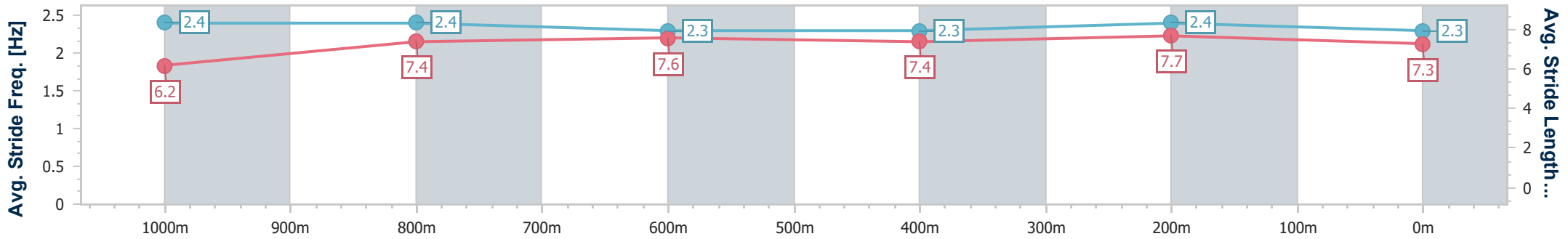
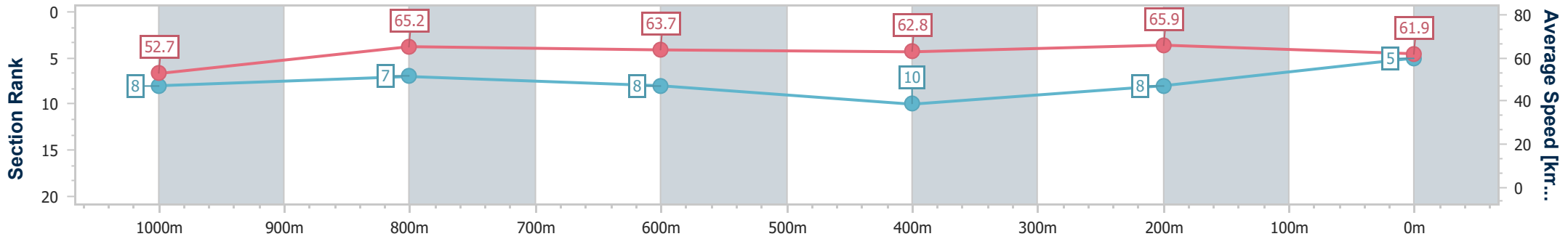
19 June 2024 - 15:35

Track Rating: Good 4, Weather: Fine, Rail Position: +11m Entire



BRISBANE RACING CLUB

Section	Overall	1000m	800m	600m	400m	200m
Section Times	1:09.96 [5] (0:13.67)	0:56.29 [8] (0:11.04)	0:45.25 [7] (0:11.34)	0:33.91 [8] (0:11.39)	0:22.52 [10] (0:10.89)	0:11.63 [8] (0:11.63)
Average Speed [km/h]	52.7	65.2	63.7	62.8	65.9	61.9
Top Speed [km/h]	69.2	69.5	65.0	64.9	67.1	64.7
Avg. Dist. to Rail [m]	0.7	0.8	0.4	0.9	1.3	0.8
Avg. Stride Freq. [Hz]	2.4	2.4	2.3	2.3	2.4	2.3
Avg. Stride Length [m]	6.2	7.4	7.6	7.4	7.7	7.3



- [] Ranking at each section and finish
- .-.- No data available at this section
- NA No data available



Horse/Jockey Name	Mighty Judd
Final Rank	6
Fastest Section Time (Section)	0:10.77 (1000m)
Top Speed [km/h] (Section)	69.6 (Overall)
Race State	Finished



Doomben QLD Professional

Race 7: LADBROKES MD RACE Class 1 Handicap - 1200m

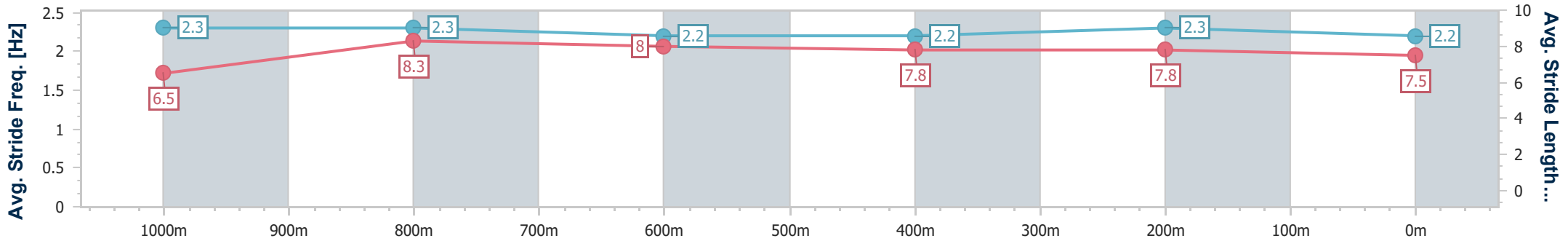
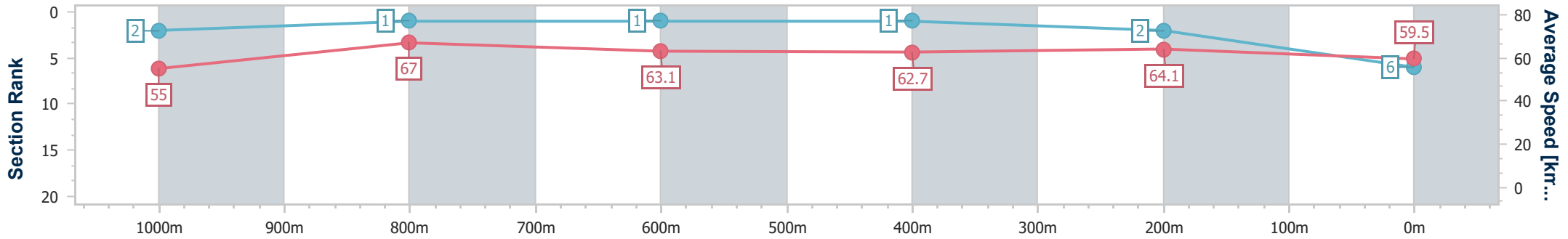
19 June 2024 - 15:35

Track Rating: Good 4, Weather: Fine, Rail Position: +11m Entire



BRISBANE RACING CLUB

Section	Overall	1000m	800m	600m	400m	200m
Section Times	1:10.02 [6] (0:13.10)	0:56.92 [2] (0:10.77)	0:46.15 [1] (0:11.45)	0:34.70 [1] (0:11.39)	0:23.31 [1] (0:11.20)	0:12.11 [2] (0:12.11)
Average Speed [km/h]	55.0	67.0	63.1	62.7	64.1	59.5
Top Speed [km/h]	69.6	69.6	64.1	63.3	65.0	62.9
Avg. Dist. to Rail [m]	6.8	0.8	0.4	1.2	1.6	1.8
Avg. Stride Freq. [Hz]	2.3	2.3	2.2	2.2	2.3	2.2
Avg. Stride Length [m]	6.5	8.3	8.0	7.8	7.8	7.5



- [] Ranking at each section and finish
- .-.- No data available at this section
- NA No data available



Horse/Jockey Name	Court Whispers
Final Rank	7
Fastest Section Time (Section)	0:11.13 (1000m)
Top Speed [km/h] (Section)	67.2 (Overall)
Race State	Finished



Doomben QLD Professional

Race 7: LADBROKES MD RACE Class 1 Handicap - 1200m

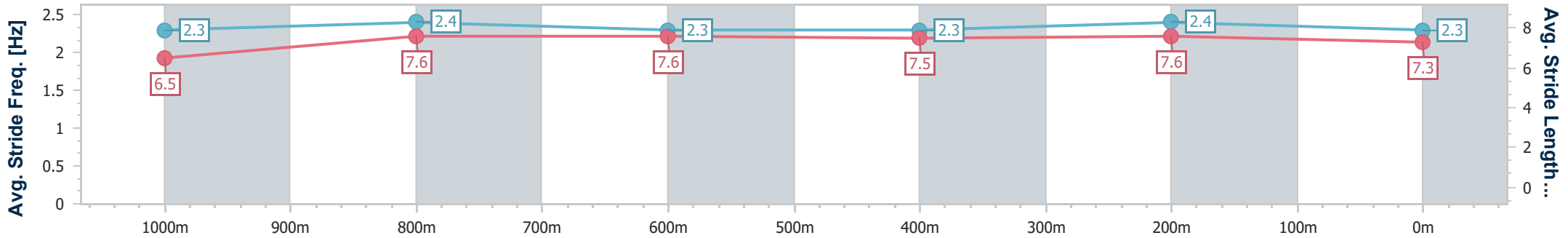
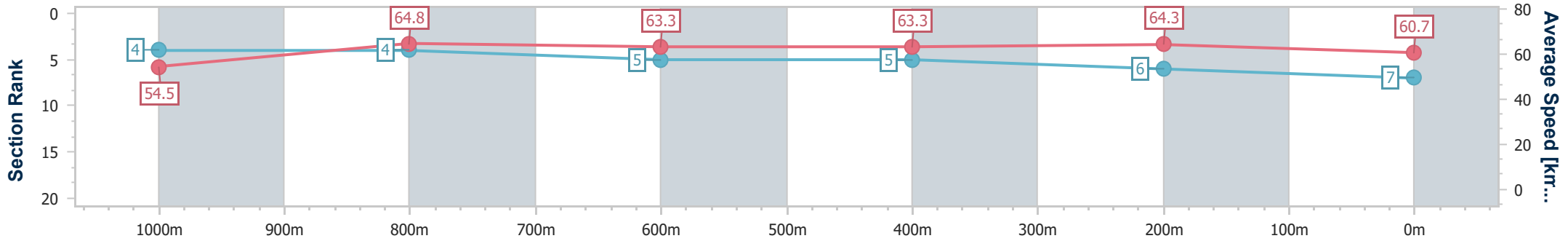
19 June 2024 - 15:35

Track Rating: Good 4, Weather: Fine, Rail Position: +11m Entire



BRISBANE RACING CLUB

Section	Overall	1000m	800m	600m	400m	200m
Section Times	1:10.08 [7] (0:13.28)	0:56.80 [4] (0:11.13)	0:45.67 [4] (0:11.33)	0:34.34 [5] (0:11.30)	0:23.04 [5] (0:11.17)	0:11.87 [6] (0:11.87)
Average Speed [km/h]	54.5	64.8	63.3	63.3	64.3	60.7
Top Speed [km/h]	67.2	67.1	64.4	65.1	66.1	63.5
Avg. Dist. to Rail [m]	5.9	1.5	1.1	1.1	1.0	3.0
Avg. Stride Freq. [Hz]	2.3	2.4	2.3	2.3	2.4	2.3
Avg. Stride Length [m]	6.5	7.6	7.6	7.5	7.6	7.3



- [] Ranking at each section and finish
- .-.- No data available at this section
- NA No data available



Horse/Jockey Name	Catrall
Final Rank	8
Fastest Section Time (Section)	0:10.90 (400m)
Top Speed [km/h] (Section)	67.1 (1000m)
Race State	Finished



Doomben QLD Professional

Race 7: LADBROKES MD RACE Class 1 Handicap - 1200m

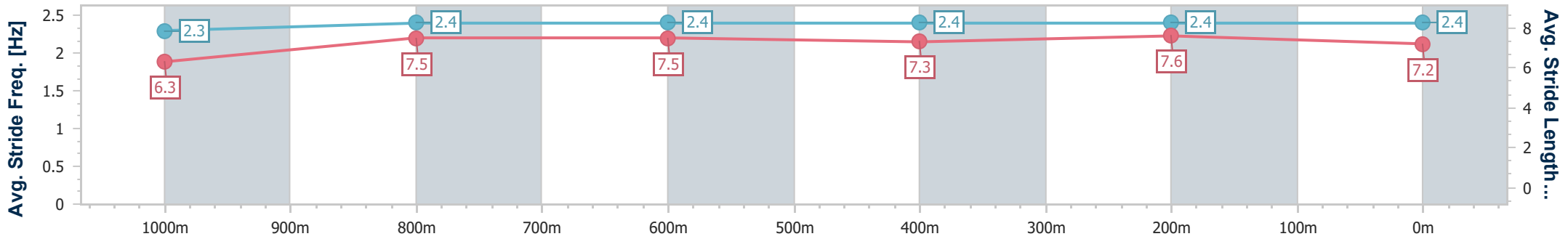
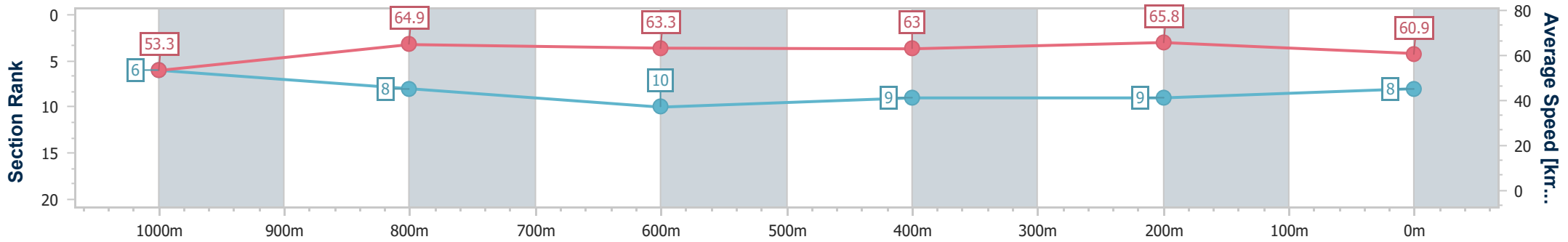
19 June 2024 - 15:35

Track Rating: Good 4, Weather: Fine, Rail Position: +11m Entire



BRISBANE RACING CLUB

Section	Overall	1000m	800m	600m	400m	200m
Section Times	1:10.15 [8] (0:13.54)	0:56.61 [6] (0:11.19)	0:45.42 [8] (0:11.37)	0:34.05 [10] (0:11.34)	0:22.71 [9] (0:10.90)	0:11.81 [9] (0:11.81)
Average Speed [km/h]	53.3	64.9	63.3	63.0	65.8	60.9
Top Speed [km/h]	64.8	67.1	65.2	65.2	67.0	64.3
Avg. Dist. to Rail [m]	3.5	2.1	1.0	1.4	1.5	3.7
Avg. Stride Freq. [Hz]	2.3	2.4	2.4	2.4	2.4	2.4
Avg. Stride Length [m]	6.3	7.5	7.5	7.3	7.6	7.2



- [] Ranking at each section and finish
- .-.- No data available at this section
- NA No data available



Horse/Jockey Name	Sukiche
Final Rank	9
Fastest Section Time (Section)	0:11.04 (400m)
Top Speed [km/h] (Section)	66.5 (400m)
Race State	Finished



Doomben QLD Professional

Race 7: LADBROKES MD RACE Class 1 Handicap - 1200m

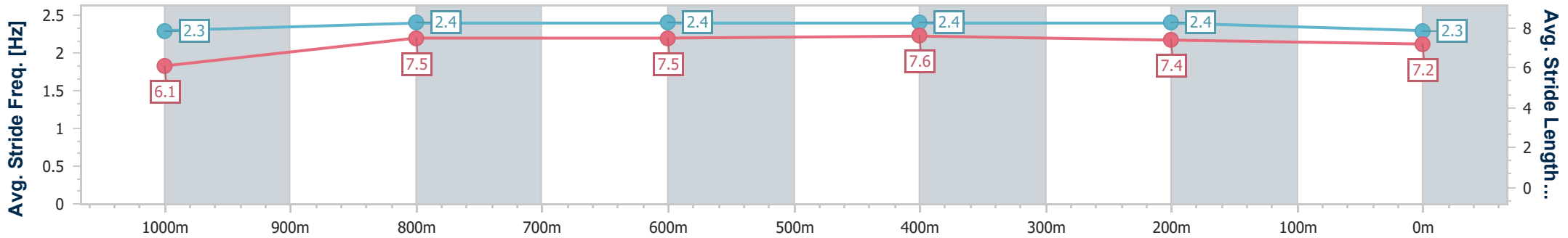
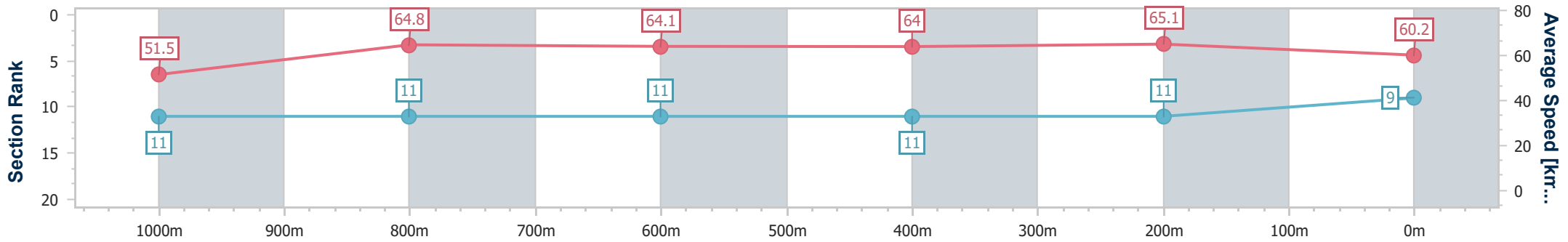
19 June 2024 - 15:35

Track Rating: Good 4, Weather: Fine, Rail Position: +11m Entire



BRISBANE RACING CLUB

Section	Overall	1000m	800m	600m	400m	200m
Section Times	1:10.57 [9] (0:13.97)	0:56.60 [11] (0:11.14)	0:45.46 [11] (0:11.17)	0:34.29 [11] (0:11.28)	0:23.01 [11] (0:11.04)	0:11.97 [11] (0:11.97)
Average Speed [km/h]	51.5	64.8	64.1	64.0	65.1	60.2
Top Speed [km/h]	66.3	66.4	65.1	64.7	66.5	63.8
Avg. Dist. to Rail [m]	1.4	0.2	1.1	0.5	1.4	2.2
Avg. Stride Freq. [Hz]	2.3	2.4	2.4	2.4	2.4	2.3
Avg. Stride Length [m]	6.1	7.5	7.5	7.6	7.4	7.2



- [] Ranking at each section and finish
- .-.- No data available at this section
- NA No data available



Horse/Jockey Name	Our Drummer
Final Rank	10
Fastest Section Time (Section)	0:11.09 (1000m)
Top Speed [km/h] (Section)	67.9 (Overall)
Race State	Finished



Doomben QLD Professional

Race 7: LADBROKES MD RACE Class 1 Handicap - 1200m

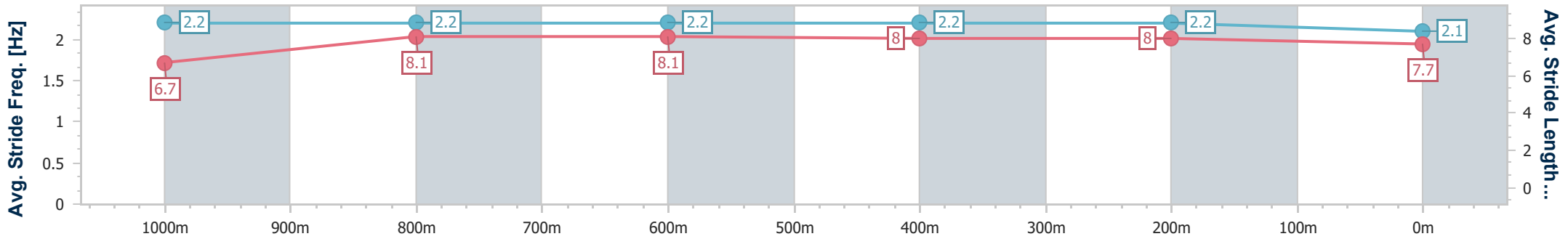
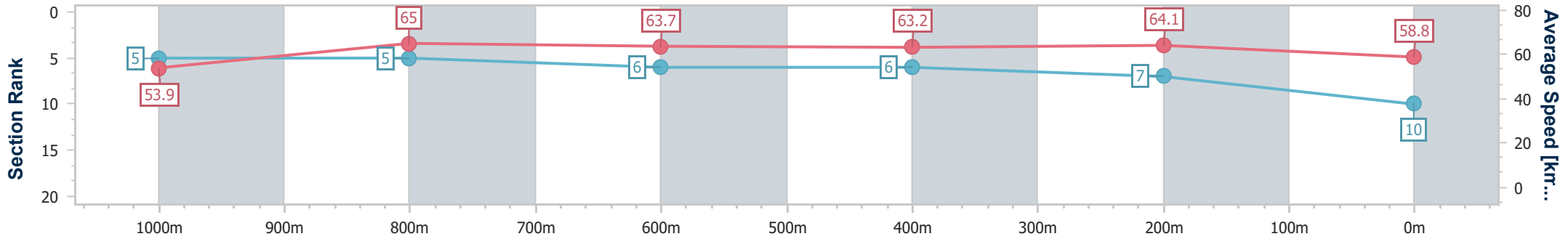
19 June 2024 - 15:35

Track Rating: Good 4, Weather: Fine, Rail Position: +11m Entire



BRISBANE RACING CLUB

Section	Overall	1000m	800m	600m	400m	200m
Section Times	1:10.62 [10] (0:13.35)	0:57.27 [5] (0:11.09)	0:46.18 [5] (0:11.32)	0:34.86 [6] (0:11.38)	0:23.48 [6] (0:11.19)	0:12.29 [7] (0:12.29)
Average Speed [km/h]	53.9	65.0	63.7	63.2	64.1	58.8
Top Speed [km/h]	67.9	67.5	64.7	64.4	65.4	62.8
Avg. Dist. to Rail [m]	1.4	0.6	0.2	0.3	1.1	2.9
Avg. Stride Freq. [Hz]	2.2	2.2	2.2	2.2	2.2	2.1
Avg. Stride Length [m]	6.7	8.1	8.1	8.0	8.0	7.7



- [] Ranking at each section and finish
- .-.- No data available at this section
- NA No data available



Horse/Jockey Name	Superargo
Final Rank	11
Fastest Section Time (Section)	0:11.00 (1000m)
Top Speed [km/h] (Section)	66.4 (1000m)
Race State	Finished



Doomben QLD Professional

Race 7: LADBROKES MD RACE Class 1 Handicap - 1200m

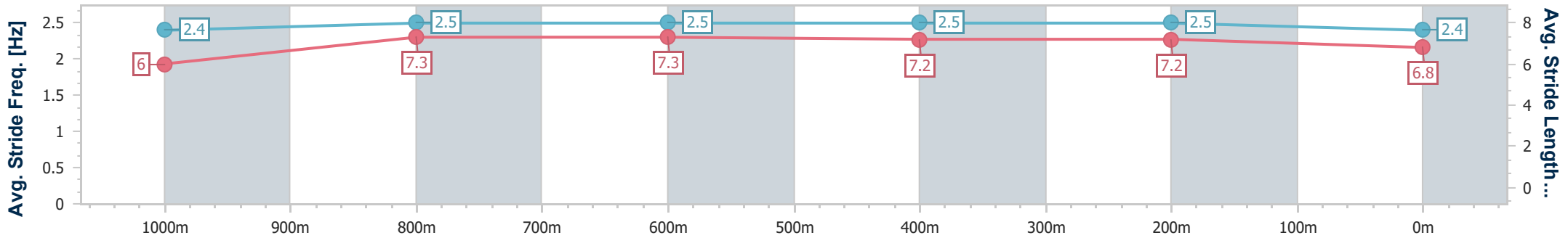
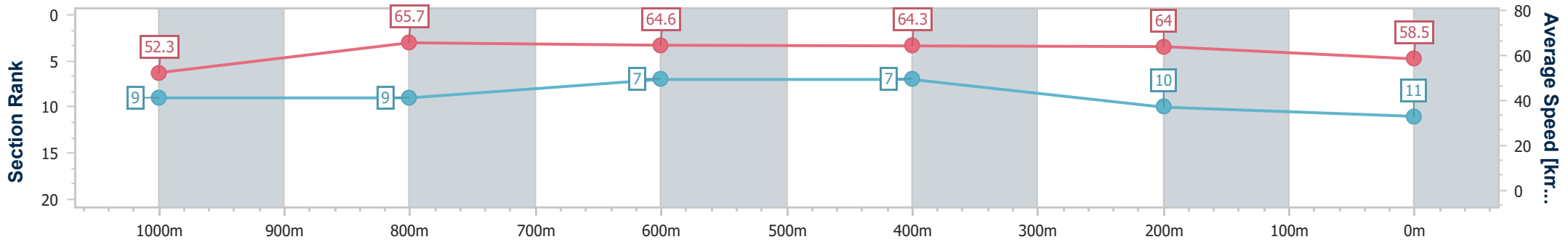
19 June 2024 - 15:35

Track Rating: Good 4, Weather: Fine, Rail Position: +11m Entire



BRISBANE RACING CLUB

Section	Overall	1000m	800m	600m	400m	200m
Section Times	1:10.85 [11] (0:13.82)	0:57.03 [9] (0:11.00)	0:46.03 [9] (0:11.13)	0:34.90 [7] (0:11.29)	0:23.61 [7] (0:11.29)	0:12.32 [10] (0:12.32)
Average Speed [km/h]	52.3	65.7	64.6	64.3	64.0	58.5
Top Speed [km/h]	66.1	66.4	66.0	65.5	64.9	62.6
Avg. Dist. to Rail [m]	3.1	1.8	0.6	1.2	3.2	5.2
Avg. Stride Freq. [Hz]	2.4	2.5	2.5	2.5	2.5	2.4
Avg. Stride Length [m]	6.0	7.3	7.3	7.2	7.2	6.8



- [] Ranking at each section and finish
- .-.- No data available at this section
- NA No data available



Doomben QLD Professional

Race 8: BOSSY'S BUCKET LIST Class 3 Plate - 1350m

19 June 2024 - 16:09



BRISBANE
RACING CLUB

Track Rating: Good 4, Weather: Fine, Rail Position: +11m Entire

Section												Last 600m	
Field Times		Overall	1200m	1000m	800m	600m	400m						0:34.49
		1:18.92 (0:10.60)	1:08.32 (0:10.81)	0:57.51 (0:11.25)	0:46.26 (0:11.77)	0:34.49 (0:11.43)	0:23.06 (0:11.12)						
Rank	TAB	Horse/Jockey	Barrier	Top Speed [km/h]	Fastest Section							Distance Travelled [m]	
1	3	LUBRICATION Robbie Dolan	6	67.4 400m	0:10.92 Overall	1:18.92 [1] (0:10.92)	1:08.00 [6] (0:10.94)	0:57.06 [6] (0:11.25)	0:45.81 [6] (0:11.85)	0:33.96 [6] (0:11.31)	0:22.65 [5] (0:10.96)	0:33.96	
2	6	DEEP RESPECT Jim Byrne	2	66.9 1200m	0:10.93 400m	1:18.95 [2] (0:11.31)	1:07.64 [12] (0:10.94)	0:56.70 [10] (0:11.20)	0:45.50 [10] (0:11.88)	0:33.62 [9] (0:11.19)	0:22.43 [8] (0:10.93)	0:33.62	-6
3	14	SMYTZER Marnu Potgieter	14	69.1 1200m	0:10.61 1200m	1:19.01 [3] (0:10.93)	1:08.08 [7] (0:10.61)	0:57.47 [2] (0:11.32)	0:46.15 [2] (0:11.76)	0:34.39 [2] (0:11.36)	0:23.03 [2] (0:11.10)	0:34.39	-5
4	2	SPICY LEGEND Bailey Wheeler	3	68.2 1200m	0:10.60 Overall	1:19.09 [4] (0:10.60)	1:08.49 [1] (0:10.81)	0:57.68 [1] (0:11.25)	0:46.43 [1] (0:11.77)	0:34.66 [1] (0:11.43)	0:23.23 [1] (0:11.12)	0:34.66	-6
5	15	TOUCH OF GRACIE Karl Zechner	5	67.4 1000m	0:10.80 Overall	1:19.12 [5] (0:10.80)	1:08.32 [4] (0:10.93)	0:57.39 [4] (0:11.17)	0:46.22 [3] (0:11.86)	0:34.36 [4] (0:11.37)	0:22.99 [4] (0:11.12)	0:34.36	-2
6	11	PONCA Ryan Maloney	8	66.2 400m	0:10.64 Overall	1:19.19 [6] (0:10.64)	1:08.55 [2] (0:10.97)	0:57.58 [3] (0:11.44)	0:46.14 [5] (0:11.78)	0:34.36 [5] (0:11.30)	0:23.06 [3] (0:11.06)	0:34.36	-3
7	1	SHA OF GOMER Mark Du Plessis	17	68.7 400m	0:10.80 400m	1:19.33 [7] (0:11.29)	1:08.04 [10] (0:10.97)	0:57.07 [11] (0:11.24)	0:45.83 [11] (0:11.84)	0:33.99 [11] (0:11.38)	0:22.61 [10] (0:10.80)	0:33.99	-1
8	8	INLANDA Les Tilley	7	66.6 1200m	0:10.91 1200m	1:19.68 [8] (0:11.12)	1:08.56 [9] (0:10.91)	0:57.65 [7] (0:11.19)	0:46.46 [7] (0:11.76)	0:34.70 [7] (0:11.33)	0:23.37 [7] (0:11.20)	0:34.70	-7
9	9	RUSSIAN MYSTIC Kirk Matheson	9	66.2 1200m	0:11.06 1200m	1:19.86 [9] (0:11.10)	1:08.76 [8] (0:11.06)	0:57.70 [9] (0:11.26)	0:46.44 [9] (0:11.91)	0:34.53 [10] (0:11.26)	0:23.27 [9] (0:11.22)	0:34.53	-2
10	7	I AM TAKINGTHELOT Angela Jones	10	66.1 1200m	0:10.79 Overall	1:20.16 [10] (0:10.79)	1:09.37 [3] (0:11.03)	0:58.34 [5] (0:11.15)	0:47.19 [4] (0:11.74)	0:35.45 [3] (0:11.59)	0:23.86 [6] (0:11.34)	0:35.45	+1

Scratched: Brasco (#16), Nickelback (#13), Kubwa (#20), Set To Shine (#12), Russian Sub (#4), Flying Birds (#17), Celestial Harbour (#18), Acid Wash (#5)

[] Ranking at each section and finish
 -:-:- No data available at this section
 NA No data available

SCN Saddle cloth number
 DNF Did not finish
 DNT Did not track



Doomben QLD Professional

Race 8: BOSSY'S BUCKET LIST Class 3 Plate - 1350m

19 June 2024 - 16:09



BRISBANE
RACING CLUB

Track Rating: Good 4, Weather: Fine, Rail Position: +11m Entire

Section	Overall	1200m	1000m	800m	600m	400m	Last 600m
Field Times	1:18.92 (0:10.60)	1:08.32 (0:10.81)	0:57.51 (0:11.25)	0:46.26 (0:11.77)	0:34.49 (0:11.43)	0:23.06 (0:11.12)	0:34.49

Rank	TAB	Horse/Jockey	Barrier	Top Speed [km/h]	Fastest Section	Overall	1200m	1000m	800m	600m	400m	Last 600m	Distance Travelled [m]
11	19	CRAZY IN LOVE Damien Thornton	15	66.4 400m	0:11.01 1200m	1:20.35 [11] (0:11.29)	1:09.06 [11] (0:11.01)	0:58.05 [12] (0:11.27)	0:46.78 [12] (0:11.84)	0:34.94 [12] (0:11.59)	0:23.35 [12] (0:11.18)	0:34.94	-1
12	10	LARA'S LAULET Dan McGillivray	12	66.3 1000m	0:10.90 Overall	1:20.49 [12] (0:10.90)	1:09.59 [5] (0:11.15)	0:58.44 [8] (0:11.25)	0:47.19 [8] (0:11.88)	0:35.31 [8] (0:11.56)	0:23.75 [11] (0:11.32)	0:35.31	+3

Scratched: Brasco (#16), Nickelback (#13), Kubwa (#20), Set To Shine (#12), Russian Sub (#4), Flying Birds (#17), Celestial Harbour (#18), Acid Wash (#5)

[] Ranking at each section and finish
 -:--:-- No data available at this section
 NA No data available

SCN Saddle cloth number
 DNF Did not finish
 DNT Did not track



Doomben QLD Professional

Race 8: BOSSY'S BUCKET LIST Class 3 Plate - 1350m

19 June 2024 - 16:09



BRISBANE
RACING CLUB

Track Rating: Good 4, Weather: Fine, Rail Position: +11m Entire

Section				200m				Last 600m	
Field Times				0:11.94 (0:11.94)				0:34.49	
Rank	TAB	Horse/Jockey	Barrier	Top Speed [km/h]	Fastest Section	Margin			Distance Travelled [m]
1	3	LUBRICATION Robbie Dolan	6	67.4 400m	0:10.92 Overall	0:11.69 [4] (0:11.69)	1:18.92		0:33.96
2	6	DEEP RESPECT Jim Byrne	2	66.9 1200m	0:10.93 400m	0:11.50 [6] (0:11.50)	0.24L		0:33.62 -6
3	14	SMYTZER Marnu Potgieter	14	69.1 1200m	0:10.61 1200m	0:11.93 [2] (0:11.93)	0.57L		0:34.39 -5
4	2	SPICY LEGEND Bailey Wheeler	3	68.2 1200m	0:10.60 Overall	0:12.11 [1] (0:12.11)	1.07L		0:34.66 -6
5	15	TOUCH OF GRACIE Karl Zechner	5	67.4 1000m	0:10.80 Overall	0:11.87 [5] (0:11.87)	1.21L		0:34.36 -2
6	11	PONCA Ryan Maloney	8	66.2 400m	0:10.64 Overall	0:12.00 [3] (0:12.00)	1.66L		0:34.36 -3
7	1	SHA OF GOMER Mark Du Plessis	17	68.7 400m	0:10.80 400m	0:11.81 [8] (0:11.81)	2.44L		0:33.99 -1
8	8	INLANDA Les Tilley	7	66.6 1200m	0:10.91 1200m	0:12.17 [7] (0:12.17)	4.54L		0:34.70 -7
9	9	RUSSIAN MYSTIC Kirk Matheson	9	66.2 1200m	0:11.06 1200m	0:12.05 [10] (0:12.05)	5.57L		0:34.53 -2
10	7	I AM TAKINGTHELOT Angela Jones	10	66.1 1200m	0:10.79 Overall	0:12.52 [9] (0:12.52)	7.38L		0:35.45 +1

Scratched: Brasco (#16), Nickelback (#13), Kubwa (#20), Set To Shine (#12), Russian Sub (#4), Flying Birds (#17), Celestial Harbour (#18), Acid Wash (#5)

Report Created: Wed 19 June 2024 16:25 GMT+10 (Note: Timing is based on position data)

Page 3/16

[] Ranking at each section and finish
-:--:-- No data available at this section
NA No data available

SCN Saddle cloth number
DNF Did not finish
DNT Did not track

data processed by TRIPLES DATA



Doomben QLD Professional

Race 8: BOSSY'S BUCKET LIST Class 3 Plate - 1350m

19 June 2024 - 16:09



BRISBANE
RACING CLUB

Track Rating: Good 4, Weather: Fine, Rail Position: +11m Entire

Section				200m				Last 600m	
Field Times				0:11.94 (0:11.94)				0:34.49	
Rank	TAB Horse/Jockey	Barrier	Top Speed [km/h]	Fastest Section	Margin				Distance Travelled [m]
11	19 CRAZY IN LOVE Damien Thornton	15	66.4 400m	0:11.01 1200m	0:12.17 [12] (0:12.17)	8.47L		0:34.94	-1
12	10 LARA'S LAULET Dan McGillivray	12	66.3 1000m	0:10.90 Overall	0:12.43 [11] (0:12.43)	9.25L		0:35.31	+3

Scratched: Brasco (#16), Nickelback (#13), Kubwa (#20), Set To Shine (#12), Russian Sub (#4), Flying Birds (#17), Celestial Harbour (#18), Acid Wash (#5)

[] Ranking at each section and finish
 -:-:-:- No data available at this section
 NA No data available

SCN Saddle cloth number
 DNF Did not finish
 DNT Did not track



Horse/Jockey Name	Lubrication
Final Rank	1
Fastest Section Time (Section)	0:10.92 (Overall)
Top Speed [km/h] (Section)	67.4 (400m)
Race State	Finished



Doomben QLD Professional

Race 8: BOSSY'S BUCKET LIST Class 3 Plate - 1350m

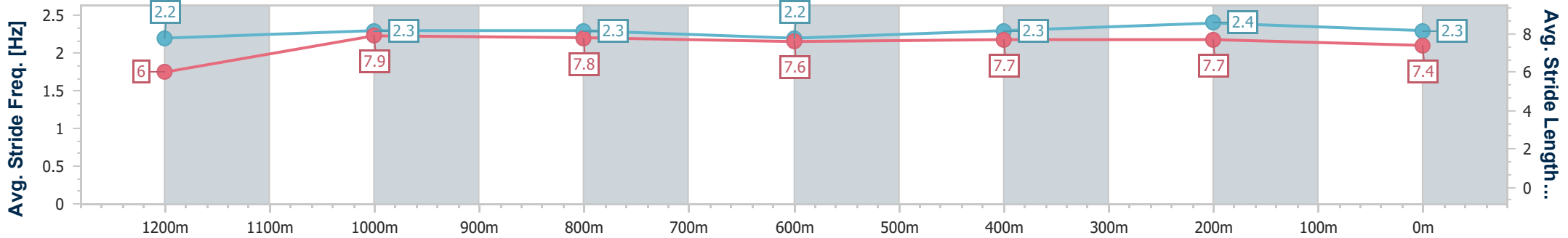
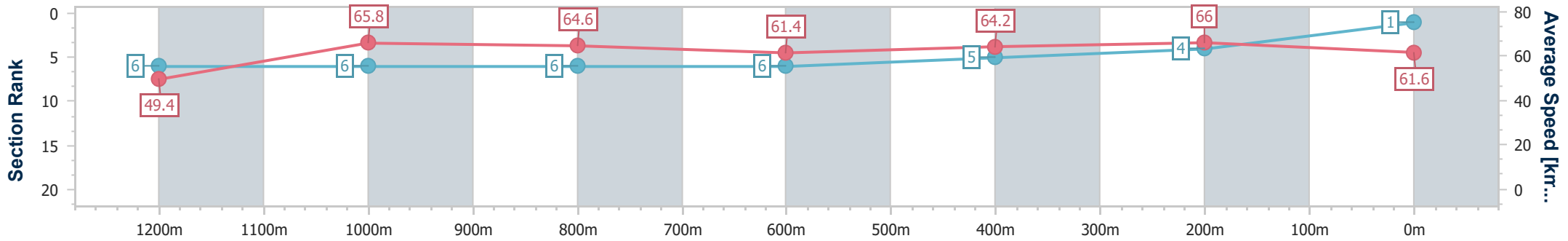
19 June 2024 - 16:09

Track Rating: Good 4, Weather: Fine, Rail Position: +11m Entire



BRISBANE RACING CLUB

Section	Overall	1200m	1000m	800m	600m	400m	200m
Section Times	1:18.92 [1] (0:10.92)	1:08.00 [6] (0:10.94)	0:57.06 [6] (0:11.25)	0:45.81 [6] (0:11.85)	0:33.96 [6] (0:11.31)	0:22.65 [5] (0:10.96)	0:11.69 [4] (0:11.69)
Average Speed [km/h]	49.4	65.8	64.6	61.4	64.2	66.0	61.6
Top Speed [km/h]	64.4	66.8	66.9	62.9	65.7	67.4	64.8
Avg. Dist. to Rail [m]	4.2	2.2	2.7	2.2	1.6	1.5	0.7
Avg. Stride Freq. [Hz]	2.2	2.3	2.3	2.2	2.3	2.4	2.3
Avg. Stride Length [m]	6.0	7.9	7.8	7.6	7.7	7.7	7.4



- [] Ranking at each section and finish
- .-.- No data available at this section
- NA No data available



Horse/Jockey Name	Deep Respect
Final Rank	2
Fastest Section Time (Section)	0:10.93 (400m)
Top Speed [km/h] (Section)	66.9 (1200m)
Race State	Finished



Doomben QLD Professional

Race 8: BOSSY'S BUCKET LIST Class 3 Plate - 1350m

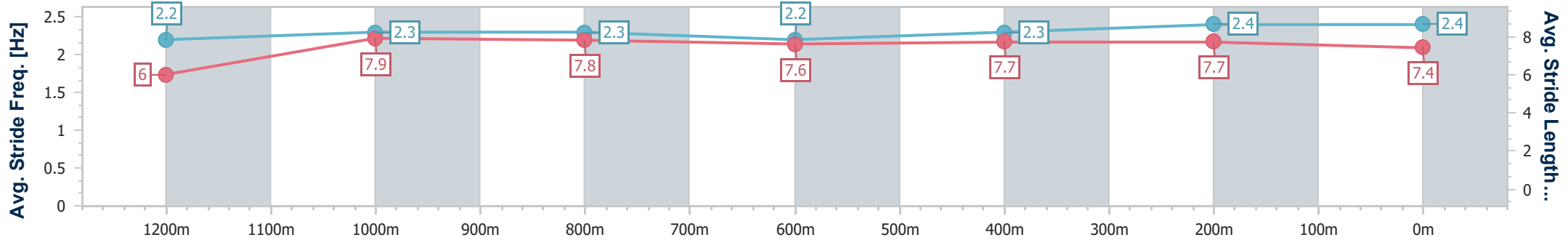
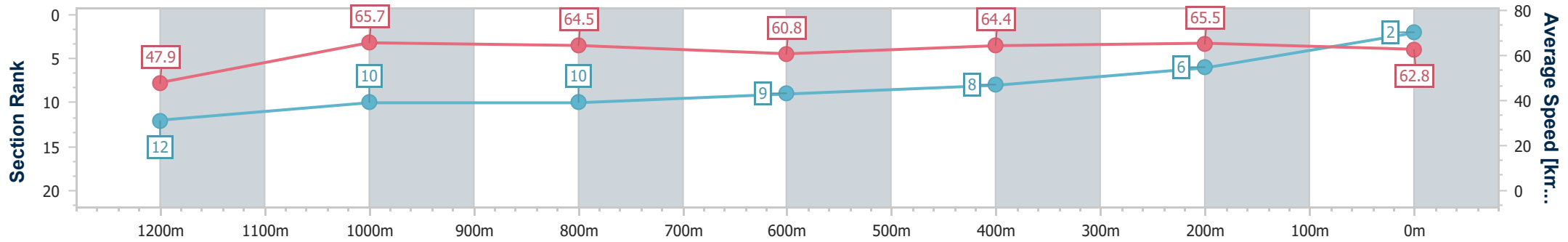
19 June 2024 - 16:09

Track Rating: Good 4, Weather: Fine, Rail Position: +11m Entire



BRISBANE RACING CLUB

Section	Overall	1200m	1000m	800m	600m	400m	200m
Section Times	1:18.95 [2] (0:11.31)	1:07.64 [12] (0:10.94)	0:56.70 [10] (0:11.20)	0:45.50 [10] (0:11.88)	0:33.62 [9] (0:11.19)	0:22.43 [8] (0:10.93)	0:11.50 [6] (0:11.50)
Average Speed [km/h]	47.9	65.7	64.5	60.8	64.4	65.5	62.8
Top Speed [km/h]	65.9	66.9	65.9	63.3	65.7	66.6	65.0
Avg. Dist. to Rail [m]	1.4	1.1	0.9	0.7	0.4	1.0	2.2
Avg. Stride Freq. [Hz]	2.2	2.3	2.3	2.2	2.3	2.4	2.4
Avg. Stride Length [m]	6.0	7.9	7.8	7.6	7.7	7.7	7.4



- [] Ranking at each section and finish
- .-.- No data available at this section
- NA No data available



Horse/Jockey Name	Smytzer
Final Rank	3
Fastest Section Time (Section)	0:10.61 (1200m)
Top Speed [km/h] (Section)	69.1 (1200m)
Race State	Finished



Doomben QLD Professional

Race 8: BOSSY'S BUCKET LIST Class 3 Plate - 1350m

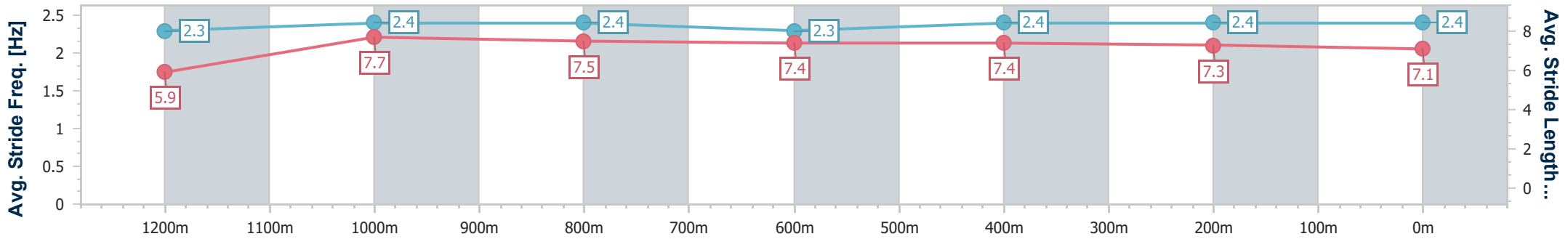
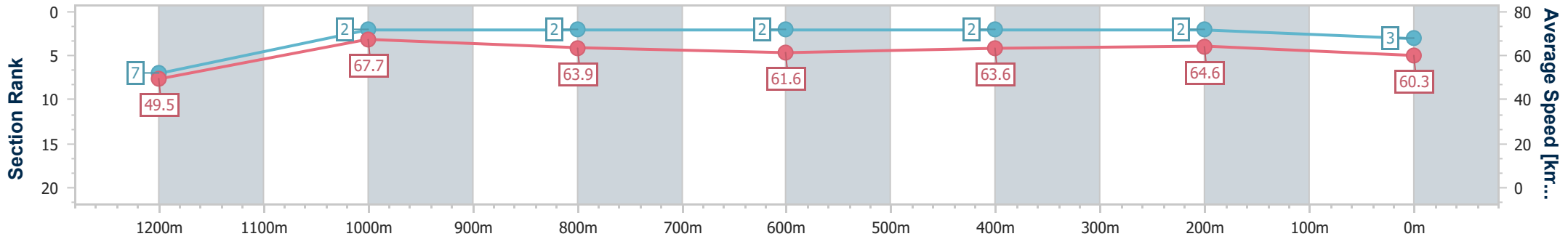
19 June 2024 - 16:09

Track Rating: Good 4, Weather: Fine, Rail Position: +11m Entire



BRISBANE RACING CLUB

Section	Overall	1200m	1000m	800m	600m	400m	200m
Section Times	1:19.01 [3] (0:10.93)	1:08.08 [7] (0:10.61)	0:57.47 [2] (0:11.32)	0:46.15 [2] (0:11.76)	0:34.39 [2] (0:11.36)	0:23.03 [2] (0:11.10)	0:11.93 [2] (0:11.93)
Average Speed [km/h]	49.5	67.7	63.9	61.6	63.6	64.6	60.3
Top Speed [km/h]	67.1	69.1	68.2	63.6	64.5	65.5	63.9
Avg. Dist. to Rail [m]	8.8	4.0	1.8	1.1	0.7	0.8	0.6
Avg. Stride Freq. [Hz]	2.3	2.4	2.4	2.3	2.4	2.4	2.4
Avg. Stride Length [m]	5.9	7.7	7.5	7.4	7.4	7.3	7.1



- [] Ranking at each section and finish
- .-.- No data available at this section
- NA No data available



Horse/Jockey Name	Spicy Legend
Final Rank	4
Fastest Section Time (Section)	0:10.60 (Overall)
Top Speed [km/h] (Section)	68.2 (1200m)
Race State	Finished



Doomben QLD Professional

Race 8: BOSSY'S BUCKET LIST Class 3 Plate - 1350m

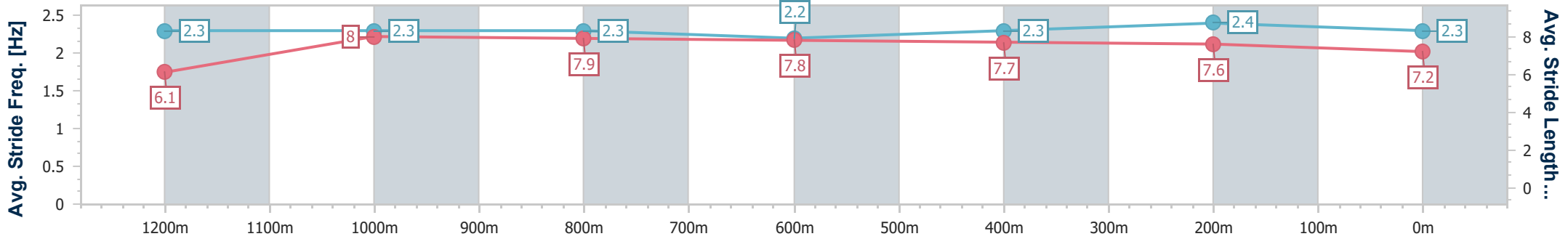
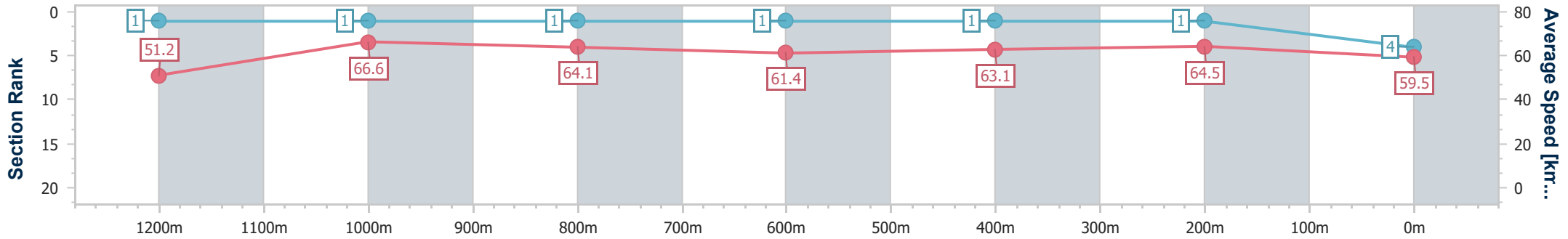
19 June 2024 - 16:09

Track Rating: Good 4, Weather: Fine, Rail Position: +11m Entire



BRISBANE RACING CLUB

Section	Overall	1200m	1000m	800m	600m	400m	200m
Section Times	1:19.09 [4] (0:10.60)	1:08.49 [1] (0:10.81)	0:57.68 [1] (0:11.25)	0:46.43 [1] (0:11.77)	0:34.66 [1] (0:11.43)	0:23.23 [1] (0:11.12)	0:12.11 [1] (0:12.11)
Average Speed [km/h]	51.2	66.6	64.1	61.4	63.1	64.5	59.5
Top Speed [km/h]	67.3	68.2	68.1	63.3	64.0	66.1	63.4
Avg. Dist. to Rail [m]	2.2	0.2	0.3	0.9	1.0	0.5	0.8
Avg. Stride Freq. [Hz]	2.3	2.3	2.3	2.2	2.3	2.4	2.3
Avg. Stride Length [m]	6.1	8.0	7.9	7.8	7.7	7.6	7.2



- [] Ranking at each section and finish
- .-.- No data available at this section
- NA No data available



Horse/Jockey Name	Touch Of Gracie
Final Rank	5
Fastest Section Time (Section)	0:10.80 (Overall)
Top Speed [km/h] (Section)	67.4 (1000m)
Race State	Finished



Doomben QLD Professional

Race 8: BOSSY'S BUCKET LIST Class 3 Plate - 1350m

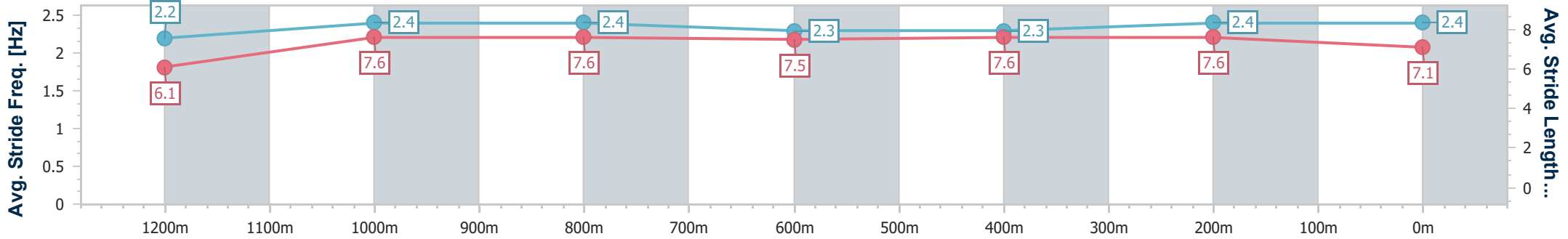
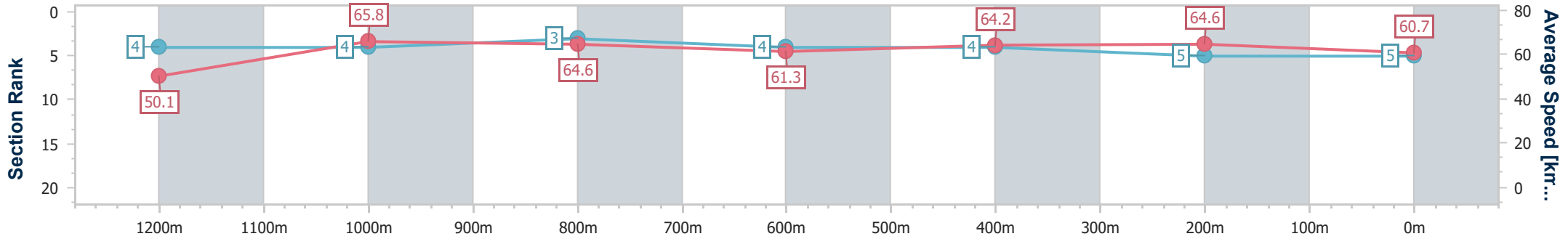
19 June 2024 - 16:09

Track Rating: Good 4, Weather: Fine, Rail Position: +11m Entire



BRISBANE RACING CLUB

Section	Overall	1200m	1000m	800m	600m	400m	200m
Section Times	1:19.12 [5] (0:10.80)	1:08.32 [4] (0:10.93)	0:57.39 [4] (0:11.17)	0:46.22 [3] (0:11.86)	0:34.36 [4] (0:11.37)	0:22.99 [4] (0:11.12)	0:11.87 [5] (0:11.87)
Average Speed [km/h]	50.1	65.8	64.6	61.3	64.2	64.6	60.7
Top Speed [km/h]	66.1	66.7	67.4	63.3	64.8	65.6	63.9
Avg. Dist. to Rail [m]	3.3	0.6	0.7	2.5	1.9	0.4	0.4
Avg. Stride Freq. [Hz]	2.2	2.4	2.4	2.3	2.3	2.4	2.4
Avg. Stride Length [m]	6.1	7.6	7.6	7.5	7.6	7.6	7.1



- [] Ranking at each section and finish
- .-.- No data available at this section
- NA No data available



Horse/Jockey Name	Ponca
Final Rank	6
Fastest Section Time (Section)	0:10.64 (Overall)
Top Speed [km/h] (Section)	66.2 (400m)
Race State	Finished



Doomben QLD Professional

Race 8: BOSSY'S BUCKET LIST Class 3 Plate - 1350m

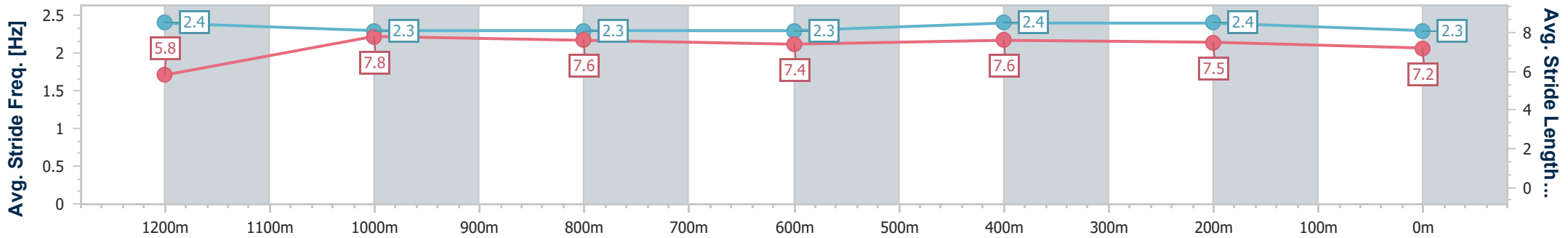
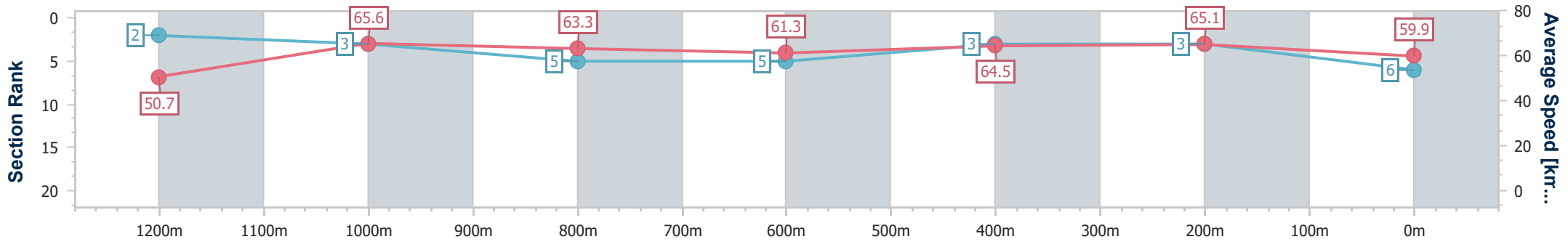
19 June 2024 - 16:09

Track Rating: Good 4, Weather: Fine, Rail Position: +11m Entire



BRISBANE RACING CLUB

Section	Overall	1200m	1000m	800m	600m	400m	200m
Section Times	1:19.19 [6] (0:10.64)	1:08.55 [2] (0:10.97)	0:57.58 [3] (0:11.44)	0:46.14 [5] (0:11.78)	0:34.36 [5] (0:11.30)	0:23.06 [3] (0:11.06)	0:12.00 [3] (0:12.00)
Average Speed [km/h]	50.7	65.6	63.3	61.3	64.5	65.1	59.9
Top Speed [km/h]	65.5	66.1	66.1	63.4	65.9	66.2	64.0
Avg. Dist. to Rail [m]	5.2	1.3	0.6	1.0	2.0	1.3	1.7
Avg. Stride Freq. [Hz]	2.4	2.3	2.3	2.3	2.4	2.4	2.3
Avg. Stride Length [m]	5.8	7.8	7.6	7.4	7.6	7.5	7.2



- [] Ranking at each section and finish
- .-.- No data available at this section
- NA No data available



Horse/Jockey Name	Sha Of Gomer
Final Rank	7
Fastest Section Time (Section)	0:10.80 (400m)
Top Speed [km/h] (Section)	68.7 (400m)
Race State	Finished



Doomben QLD Professional

Race 8: BOSSY'S BUCKET LIST Class 3 Plate - 1350m

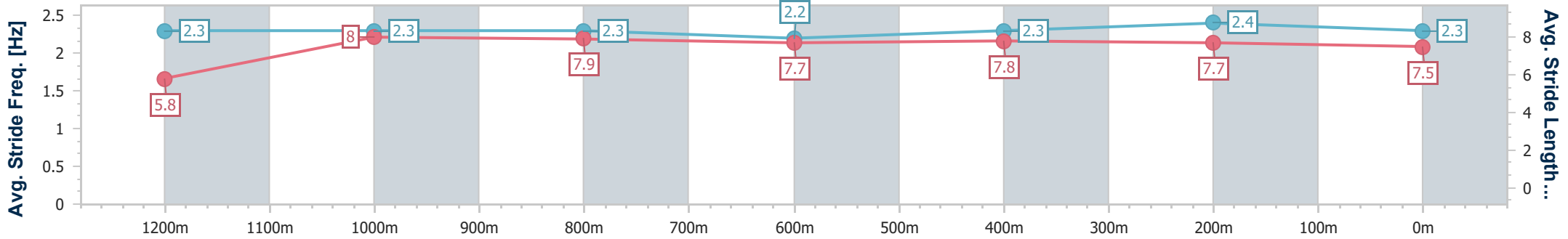
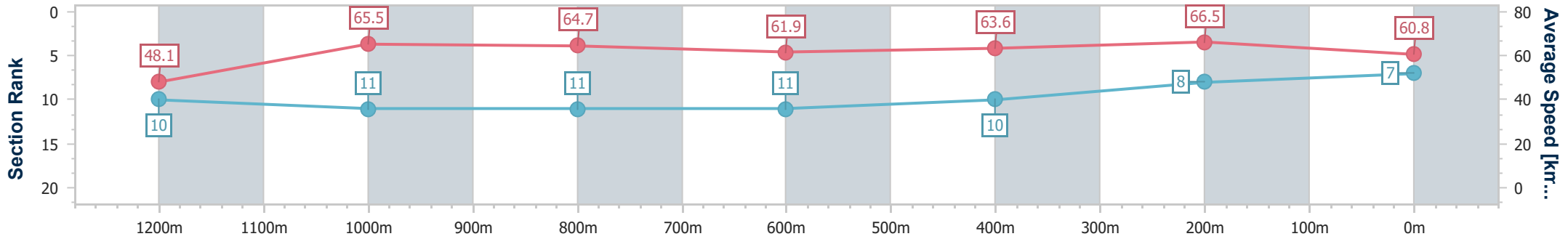
19 June 2024 - 16:09

Track Rating: Good 4, Weather: Fine, Rail Position: +11m Entire



BRISBANE RACING CLUB

Section	Overall	1200m	1000m	800m	600m	400m	200m
Section Times	1:19.33 [7] (0:11.29)	1:08.04 [10] (0:10.97)	0:57.07 [11] (0:11.24)	0:45.83 [11] (0:11.84)	0:33.99 [11] (0:11.38)	0:22.61 [10] (0:10.80)	0:11.81 [8] (0:11.81)
Average Speed [km/h]	48.1	65.5	64.7	61.9	63.6	66.5	60.8
Top Speed [km/h]	66.0	66.2	65.6	64.7	66.7	68.7	66.0
Avg. Dist. to Rail [m]	8.5	2.6	3.2	3.2	1.0	0.9	1.6
Avg. Stride Freq. [Hz]	2.3	2.3	2.3	2.2	2.3	2.4	2.3
Avg. Stride Length [m]	5.8	8.0	7.9	7.7	7.8	7.7	7.5



- [] Ranking at each section and finish
- .-.- No data available at this section
- NA No data available



Horse/Jockey Name	Inlanda
Final Rank	8
Fastest Section Time (Section)	0:10.91 (1200m)
Top Speed [km/h] (Section)	66.6 (1200m)
Race State	Finished



Doomben QLD Professional

Race 8: BOSSY'S BUCKET LIST Class 3 Plate - 1350m

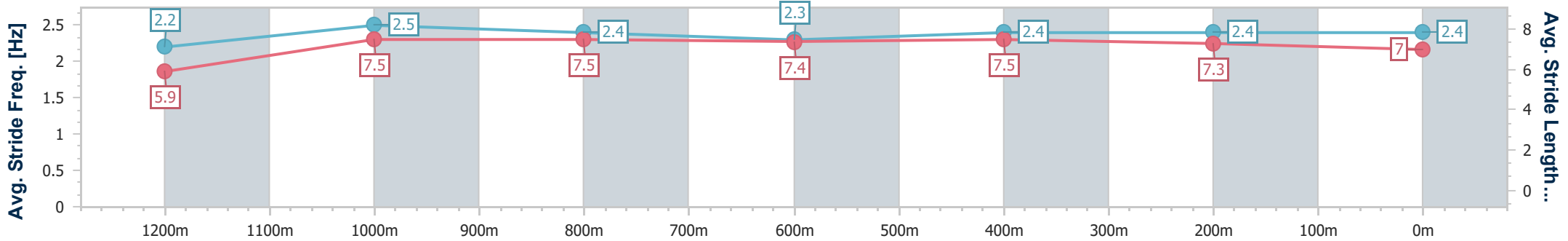
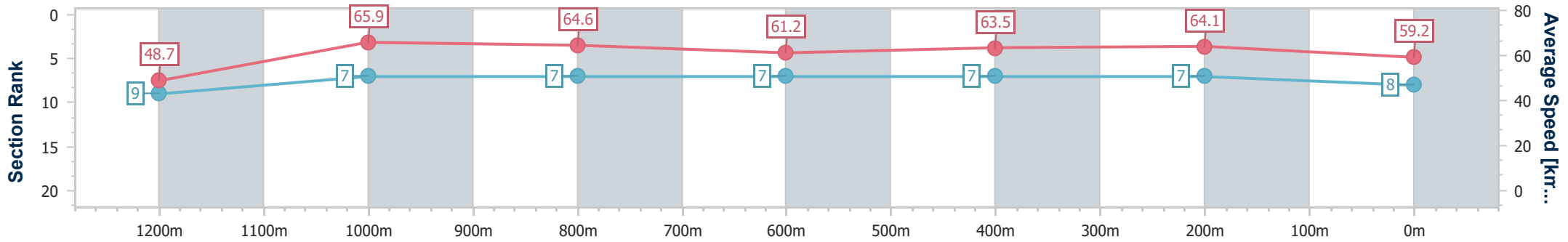
19 June 2024 - 16:09

Track Rating: Good 4, Weather: Fine, Rail Position: +11m Entire



BRISBANE RACING CLUB

Section	Overall	1200m	1000m	800m	600m	400m	200m
Section Times	1:19.68 [8] (0:11.12)	1:08.56 [9] (0:10.91)	0:57.65 [7] (0:11.19)	0:46.46 [7] (0:11.76)	0:34.70 [7] (0:11.33)	0:23.37 [7] (0:11.20)	0:12.17 [7] (0:12.17)
Average Speed [km/h]	48.7	65.9	64.6	61.2	63.5	64.1	59.2
Top Speed [km/h]	65.9	66.6	66.3	63.0	64.6	65.1	62.7
Avg. Dist. to Rail [m]	4.4	0.3	0.5	0.3	0.7	0.7	1.2
Avg. Stride Freq. [Hz]	2.2	2.5	2.4	2.3	2.4	2.4	2.4
Avg. Stride Length [m]	5.9	7.5	7.5	7.4	7.5	7.3	7.0



- [] Ranking at each section and finish
- .-.- No data available at this section
- NA No data available



Horse/Jockey Name	Russian Mystic
Final Rank	9
Fastest Section Time (Section)	0:11.06 (1200m)
Top Speed [km/h] (Section)	66.2 (1200m)
Race State	Finished



Doomben QLD Professional

Race 8: BOSSY'S BUCKET LIST Class 3 Plate - 1350m

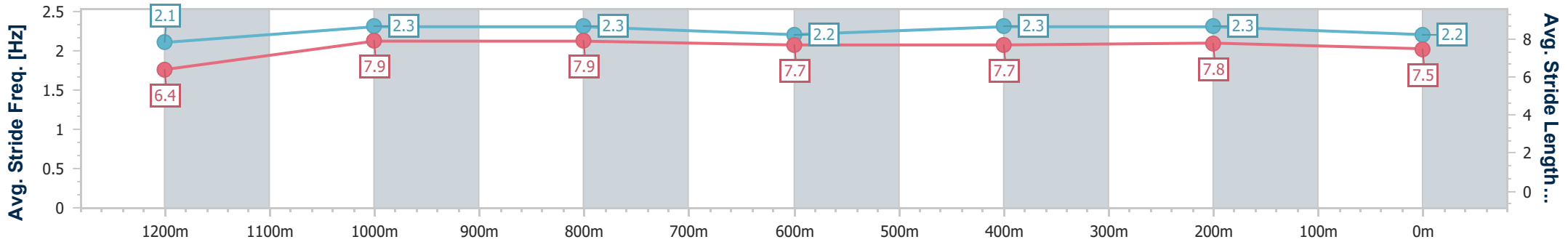
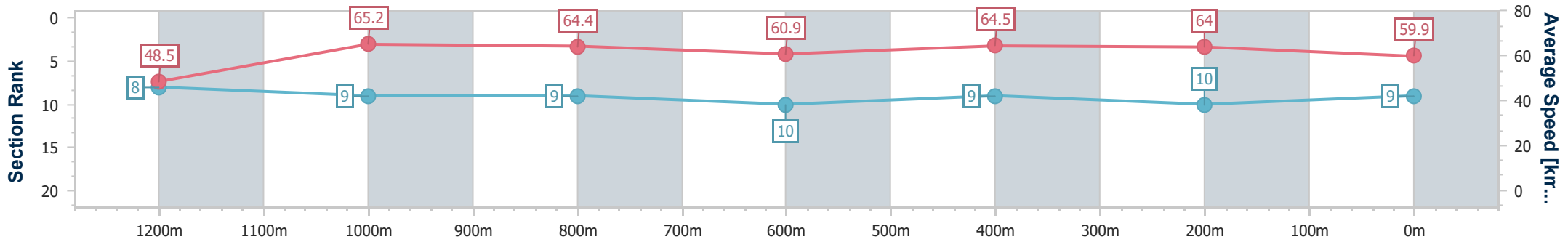
19 June 2024 - 16:09

Track Rating: Good 4, Weather: Fine, Rail Position: +11m Entire



BRISBANE RACING CLUB

Section	Overall	1200m	1000m	800m	600m	400m	200m
Section Times	1:19.86 [9] (0:11.10)	1:08.76 [8] (0:11.06)	0:57.70 [9] (0:11.26)	0:46.44 [9] (0:11.91)	0:34.53 [10] (0:11.26)	0:23.27 [9] (0:11.22)	0:12.05 [10] (0:12.05)
Average Speed [km/h]	48.5	65.2	64.4	60.9	64.5	64.0	59.9
Top Speed [km/h]	63.7	66.2	65.5	63.1	65.7	65.5	62.2
Avg. Dist. to Rail [m]	6.7	2.5	2.4	1.6	1.2	1.4	1.0
Avg. Stride Freq. [Hz]	2.1	2.3	2.3	2.2	2.3	2.3	2.2
Avg. Stride Length [m]	6.4	7.9	7.9	7.7	7.7	7.8	7.5



- [] Ranking at each section and finish
- .-.- No data available at this section
- NA No data available



Horse/Jockey Name	I Am Takingthelot
Final Rank	10
Fastest Section Time (Section)	0:10.79 (Overall)
Top Speed [km/h] (Section)	66.1 (1200m)
Race State	Finished



Doomben QLD Professional

Race 8: BOSSY'S BUCKET LIST Class 3 Plate - 1350m

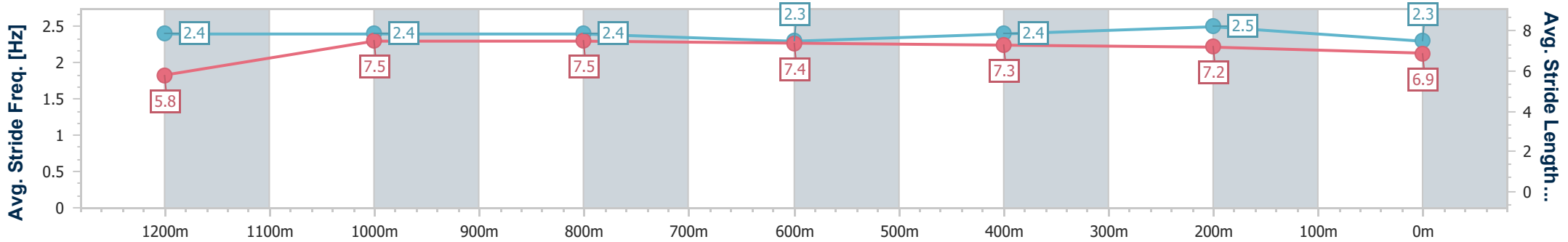
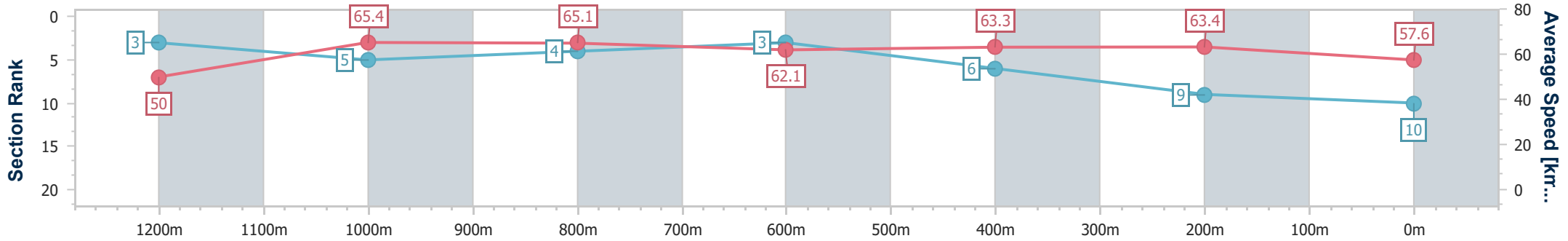
19 June 2024 - 16:09

Track Rating: Good 4, Weather: Fine, Rail Position: +11m Entire



BRISBANE RACING CLUB

Section	Overall	1200m	1000m	800m	600m	400m	200m
Section Times	1:20.16 [10] (0:10.79)	1:09.37 [3] (0:11.03)	0:58.34 [5] (0:11.15)	0:47.19 [4] (0:11.74)	0:35.45 [3] (0:11.59)	0:23.86 [6] (0:11.34)	0:12.52 [9] (0:12.52)
Average Speed [km/h]	50.0	65.4	65.1	62.1	63.3	63.4	57.6
Top Speed [km/h]	65.5	66.1	66.0	63.9	64.1	64.6	61.3
Avg. Dist. to Rail [m]	6.3	2.2	2.0	2.9	2.9	2.9	3.0
Avg. Stride Freq. [Hz]	2.4	2.4	2.4	2.3	2.4	2.5	2.3
Avg. Stride Length [m]	5.8	7.5	7.5	7.4	7.3	7.2	6.9



- [] Ranking at each section and finish
- .-.- No data available at this section
- NA No data available



Horse/Jockey Name	Crazy In Love
Final Rank	11
Fastest Section Time (Section)	0:11.01 (1200m)
Top Speed [km/h] (Section)	66.4 (400m)
Race State	Finished



Doomben QLD Professional

Race 8: BOSSY'S BUCKET LIST Class 3 Plate - 1350m

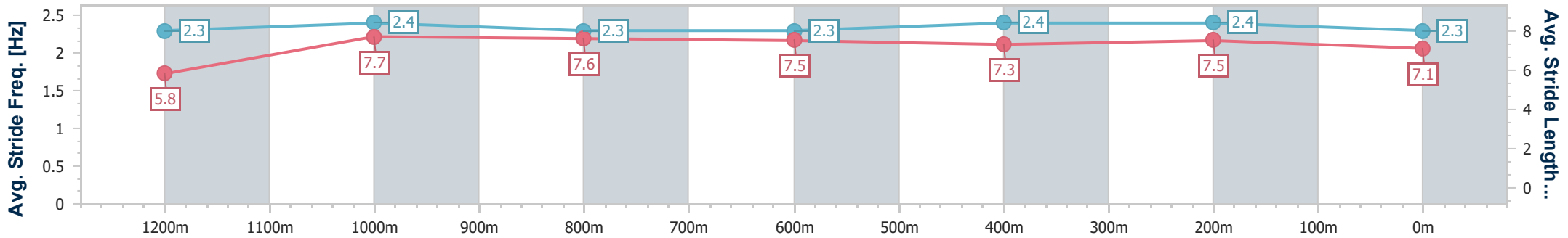
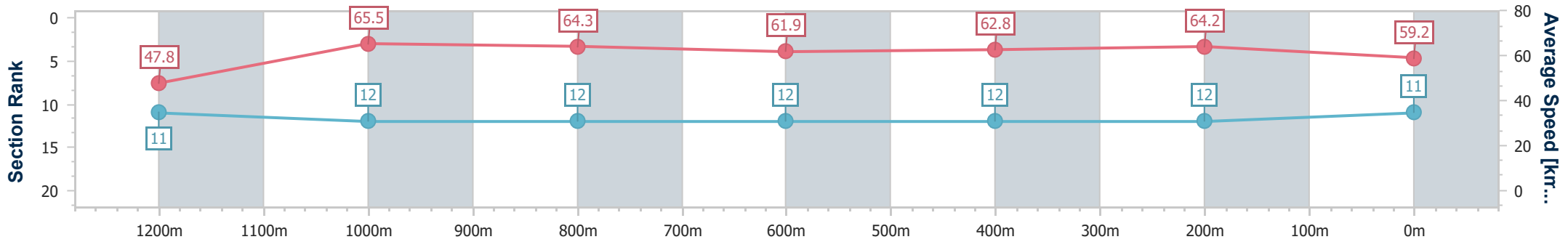
19 June 2024 - 16:09

Track Rating: Good 4, Weather: Fine, Rail Position: +11m Entire



BRISBANE RACING CLUB

Section	Overall	1200m	1000m	800m	600m	400m	200m
Section Times	1:20.35 [11] (0:11.29)	1:09.06 [11] (0:11.01)	0:58.05 [12] (0:11.27)	0:46.78 [12] (0:11.84)	0:34.94 [12] (0:11.59)	0:23.35 [12] (0:11.18)	0:12.17 [12] (0:12.17)
Average Speed [km/h]	47.8	65.5	64.3	61.9	62.8	64.2	59.2
Top Speed [km/h]	64.2	66.1	65.3	64.5	65.1	66.4	62.9
Avg. Dist. to Rail [m]	10.0	3.3	2.4	3.0	2.0	0.8	0.4
Avg. Stride Freq. [Hz]	2.3	2.4	2.3	2.3	2.4	2.4	2.3
Avg. Stride Length [m]	5.8	7.7	7.6	7.5	7.3	7.5	7.1



- [] Ranking at each section and finish
- .-.- No data available at this section
- NA No data available



Horse/Jockey Name	Lara's Laulet
Final Rank	12
Fastest Section Time (Section)	0:10.90 (Overall)
Top Speed [km/h] (Section)	66.3 (1000m)
Race State	Finished



Doomben QLD Professional

Race 8: BOSSY'S BUCKET LIST Class 3 Plate - 1350m

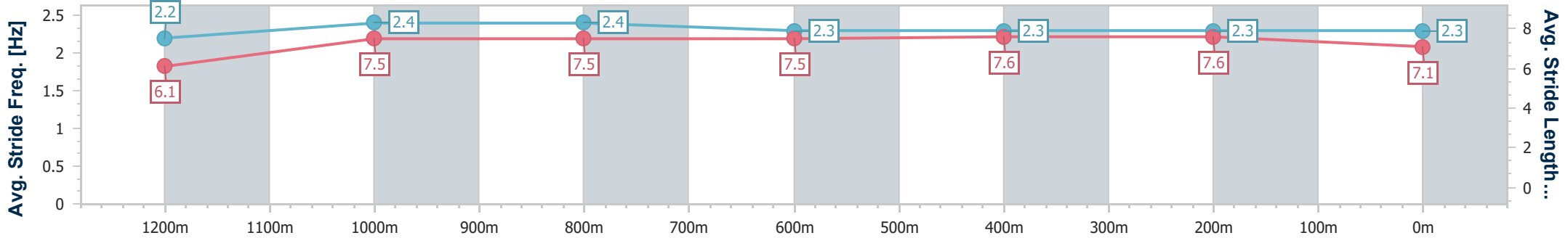
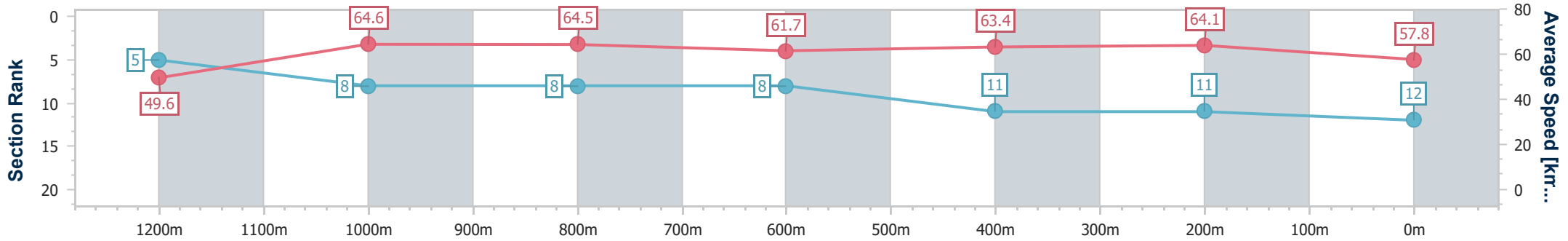
19 June 2024 - 16:09

Track Rating: Good 4, Weather: Fine, Rail Position: +11m Entire



BRISBANE RACING CLUB

Section	Overall	1200m	1000m	800m	600m	400m	200m
Section Times	1:20.49 [12] (0:10.90)	1:09.59 [5] (0:11.15)	0:58.44 [8] (0:11.25)	0:47.19 [8] (0:11.88)	0:35.31 [8] (0:11.56)	0:23.75 [11] (0:11.32)	0:12.43 [11] (0:12.43)
Average Speed [km/h]	49.6	64.6	64.5	61.7	63.4	64.1	57.8
Top Speed [km/h]	64.2	65.7	66.3	64.1	65.3	65.3	61.6
Avg. Dist. to Rail [m]	7.7	2.0	1.9	3.8	3.3	4.0	5.7
Avg. Stride Freq. [Hz]	2.2	2.4	2.4	2.3	2.3	2.3	2.3
Avg. Stride Length [m]	6.1	7.5	7.5	7.5	7.6	7.6	7.1



- [] Ranking at each section and finish
- .-.- No data available at this section
- NA No data available