



Mackay QLD Professional
Race 5: Book Event Centre For Functions QTIS Three-Year-Old
Handicap - 1100m
18 June 2024 - 15:18



MACKAY TURF CLUB
 Ooralea Racecourse

Track Rating: Good 4, Weather: Fine, Rail Position: True

Section													Last 600m	
Field Times		Overall	1000m	800m	600m	400m	200m						0:34.40	
		1:02.74 (0:07.02)	0:55.72 (0:10.70)	0:45.02 (0:10.62)	0:34.40 (0:11.38)	0:23.02 (0:11.26)	0:11.76 (0:11.76)							
Rank	TAB	Horse/Jockey	Barrier	Top Speed [km/h]	Fastest Section								Margin	Distance Travelled [m]
1	1	BOLD COMIC Leah Martyn	1	68.6	0:07.21	1:02.74 [1] (0:07.21)	0:55.53 [3] (0:10.64)	0:44.89 [3] (0:10.65)	0:34.24 [2] (0:11.35)	0:22.89 [2] (0:11.13)	0:11.76 [1] (0:11.76)	1:02.74	0:34.24	
2	4	MISHANI MYSTIQUE Jackson Murphy	10	69.3	0:07.08	1:03.12 [2] (0:07.08)	0:56.04 [2] (0:10.64)	0:45.40 [1] (0:10.62)	0:34.78 [1] (0:11.38)	0:23.40 [1] (0:11.36)	0:12.04 [2] (0:12.04)	2.28L	0:34.78	+0
3	5	NOBLE HEART Jake Bayliss	7	68.4	0:07.43	1:03.24 [3] (0:07.43)	0:55.81 [7] (0:10.86)	0:44.95 [7] (0:10.74)	0:34.21 [6] (0:11.25)	0:22.96 [7] (0:11.23)	0:11.73 [6] (0:11.73)	2.96L	0:34.21	+2
4	11	CHUCKA DUMMY Melea Castle	11	70.2	0:07.87	1:03.33 [4] (0:07.87)	0:55.46 [9] (0:10.82)	0:44.64 [9] (0:10.52)	0:34.12 [8] (0:11.00)	0:23.12 [6] (0:11.26)	0:11.86 [5] (0:11.86)	3.52L	0:34.12	+8
5	6	VIENNAWAITSFORYOU Justin Stanley	9	68.6	0:07.26	1:03.38 [5] (0:07.26)	0:56.12 [5] (0:10.98)	0:45.14 [6] (0:10.88)	0:34.26 [7] (0:11.16)	0:23.10 [8] (0:11.24)	0:11.86 [7] (0:11.86)	3.8L	0:34.26	+10
6	2	BUSH DIAMOND Ron Stewart	2	70.3	0:07.02	1:03.44 [6] (0:07.02)	0:56.42 [1] (0:10.83)	0:45.59 [2] (0:10.68)	0:34.91 [3] (0:11.33)	0:23.58 [3] (0:11.35)	0:12.23 [3] (0:12.23)	4.16L	0:34.91	+7
7	3	DRAGON'S SNIP Georgina Cartwright	4	70.1	0:07.29	1:03.47 [7] (0:07.29)	0:56.18 [6] (0:10.73)	0:45.45 [4] (0:10.70)	0:34.75 [4] (0:11.28)	0:23.47 [4] (0:11.43)	0:12.04 [4] (0:12.04)	4.35L	0:34.75	+13
8	10	HARCASION Nathan Thomas	3	68.3	0:07.25	1:04.12 [8] (0:07.25)	0:56.87 [4] (0:10.80)	0:46.07 [5] (0:10.69)	0:35.38 [5] (0:11.32)	0:24.06 [5] (0:11.60)	0:12.46 [8] (0:12.46)	8.16L	0:35.38	+0
9	9	HEROIC EAGLE Zac Sprie	5	69.2	0:07.69	1:04.89 [9] (0:07.69)	0:57.20 [8] (0:10.99)	0:46.21 [8] (0:10.62)	0:35.59 [9] (0:11.31)	0:24.28 [9] (0:11.64)	0:12.64 [9] (0:12.64)	12.69L	0:35.59	+5

Scratched: Mount Margaret (#7), Tahkian Bubbles (#8)

[] Ranking at each section and finish
 -:-:- No data available at this section
 NA No data available
 SCN Saddle cloth number
 DNF Did not finish
 DNT Did not track



Horse/Jockey Name	Bold Comic
Final Rank	1
Fastest Section Time (Section)	0:07.21 (Overall)
Top Speed [km/h] (Section)	68.6 (1000m)
Race State	Finished

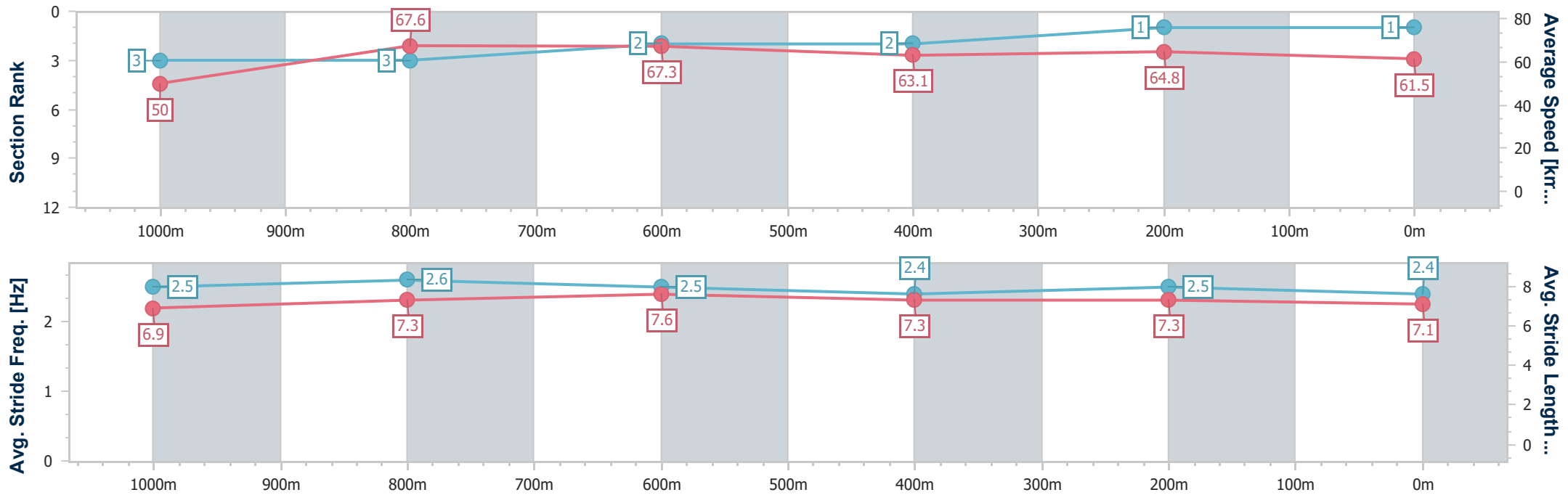


Mackay QLD Professional
 Race 5: Book Event Centre For Functions QTIS Three-Year-Old Handicap - 1100m
 18 June 2024 - 15:18



Track Rating: Good 4, Weather: Fine, Rail Position: True

Section	Overall	1000m	800m	600m	400m	200m
Section Times	1:02.74 [1] (0:07.21)	0:55.53 [3] (0:10.64)	0:44.89 [3] (0:10.65)	0:34.24 [2] (0:11.35)	0:22.89 [2] (0:11.13)	0:11.76 [1] (0:11.76)
Average Speed [km/h]	50.0	67.6	67.3	63.1	64.8	61.5
Top Speed [km/h]	64.5	68.6	68.3	64.7	67.0	65.5
Avg. Dist. to Rail [m]	2.7	0.8	1.3	0.9	3.9	5.3
Avg. Stride Freq. [Hz]	2.5	2.6	2.5	2.4	2.5	2.4
Avg. Stride Length [m]	6.9	7.3	7.6	7.3	7.3	7.1



- [] Ranking at each section and finish
- .-.- No data available at this section
- NA No data available



Horse/Jockey Name	Mishani Mystique
Final Rank	2
Fastest Section Time (Section)	0:07.08 (Overall)
Top Speed [km/h] (Section)	69.3 (1000m)
Race State	Finished

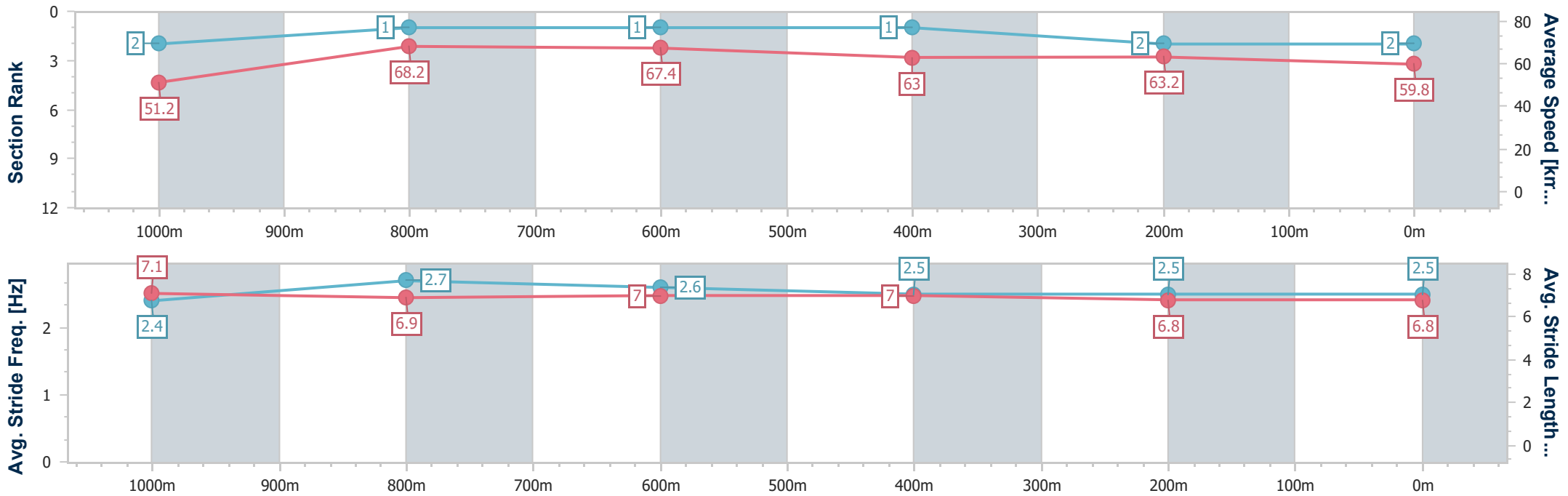


Mackay QLD Professional
 Race 5: Book Event Centre For Functions QTIS Three-Year-Old
 Handicap - 1100m
 18 June 2024 - 15:18



Track Rating: Good 4, Weather: Fine, Rail Position: True

Section	Overall	1000m	800m	600m	400m	200m
Section Times	1:03.12 [2] (0:07.08)	0:56.04 [2] (0:10.64)	0:45.40 [1] (0:10.62)	0:34.78 [1] (0:11.38)	0:23.40 [1] (0:11.36)	0:12.04 [2] (0:12.04)
Average Speed [km/h]	51.2	68.2	67.4	63.0	63.2	59.8
Top Speed [km/h]	64.8	69.3	69.2	64.5	63.8	62.9
Avg. Dist. to Rail [m]	8.3	2.5	0.5	0.8	0.9	1.0
Avg. Stride Freq. [Hz]	2.4	2.7	2.6	2.5	2.5	2.5
Avg. Stride Length [m]	7.1	6.9	7.0	7.0	6.8	6.8



- [] Ranking at each section and finish
- .-.- No data available at this section
- NA No data available



Horse/Jockey Name	Noble Heart
Final Rank	3
Fastest Section Time (Section)	0:07.43 (Overall)
Top Speed [km/h] (Section)	68.4 (1000m)
Race State	Finished

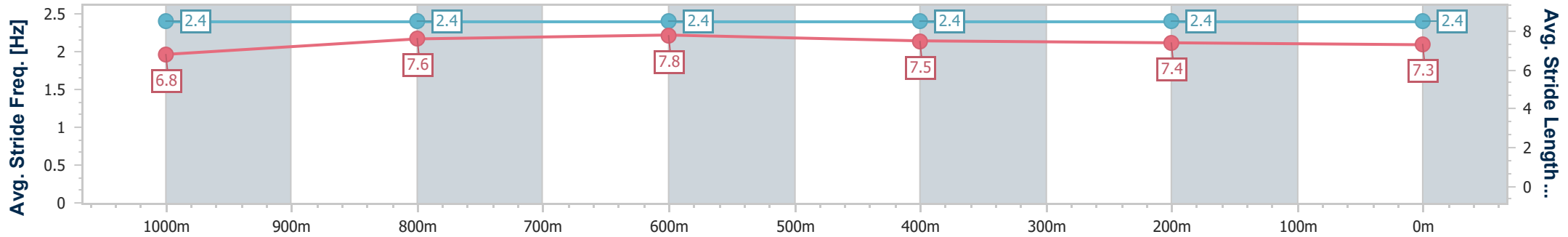
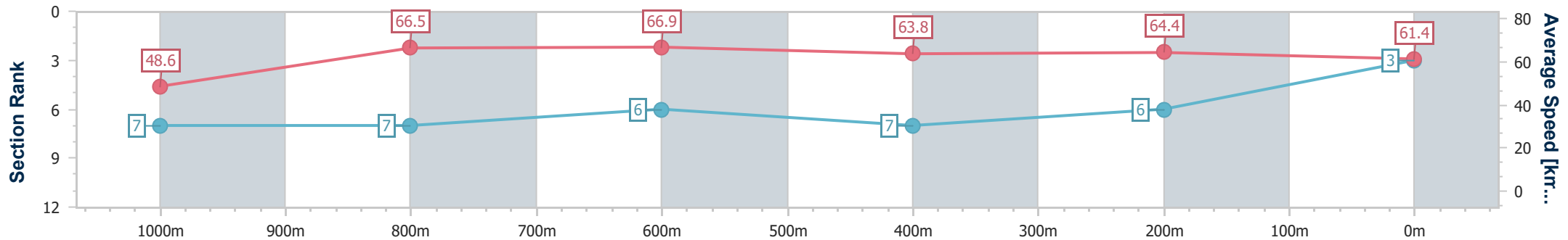


Mackay QLD Professional
 Race 5: Book Event Centre For Functions QTIS Three-Year-Old
 Handicap - 1100m
 18 June 2024 - 15:18



Track Rating: Good 4, Weather: Fine, Rail Position: True

Section	Overall	1000m	800m	600m	400m	200m
Section Times	1:03.24 [3] (0:07.43)	0:55.81 [7] (0:10.86)	0:44.95 [7] (0:10.74)	0:34.21 [6] (0:11.25)	0:22.96 [7] (0:11.23)	0:11.73 [6] (0:11.73)
Average Speed [km/h]	48.6	66.5	66.9	63.8	64.4	61.4
Top Speed [km/h]	62.4	68.4	68.1	65.8	65.2	64.6
Avg. Dist. to Rail [m]	7.6	1.4	0.3	0.5	2.6	3.6
Avg. Stride Freq. [Hz]	2.4	2.4	2.4	2.4	2.4	2.4
Avg. Stride Length [m]	6.8	7.6	7.8	7.5	7.4	7.3



- [] Ranking at each section and finish
- .-.- No data available at this section
- NA No data available



Horse/Jockey Name	Chucka Dummy
Final Rank	4
Fastest Section Time (Section)	0:07.87 (Overall)
Top Speed [km/h] (Section)	70.2 (800m)
Race State	Finished

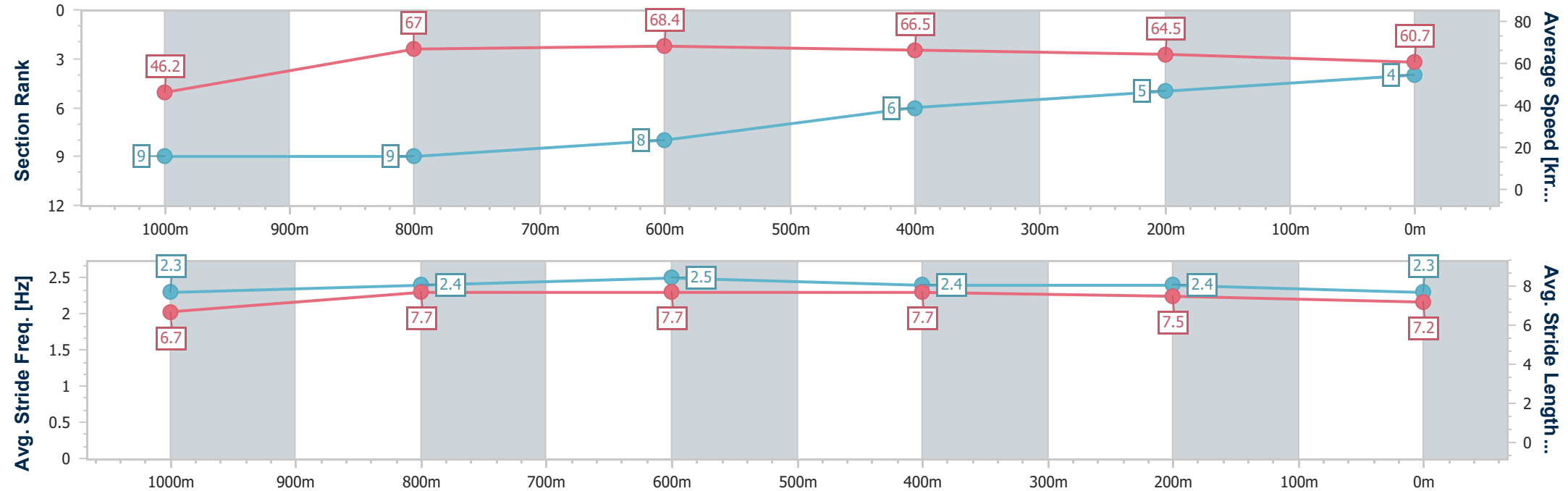


Mackay QLD Professional
 Race 5: Book Event Centre For Functions QTIS Three-Year-Old
 Handicap - 1100m
 18 June 2024 - 15:18



Track Rating: Good 4, Weather: Fine, Rail Position: True

Section	Overall	1000m	800m	600m	400m	200m
Section Times	1:03.33 [4] (0:07.87)	0:55.46 [9] (0:10.82)	0:44.64 [9] (0:10.52)	0:34.12 [8] (0:11.00)	0:23.12 [6] (0:11.26)	0:11.86 [5] (0:11.86)
Average Speed [km/h]	46.2	67.0	68.4	66.5	64.5	60.7
Top Speed [km/h]	60.3	69.5	70.2	67.2	65.7	65.4
Avg. Dist. to Rail [m]	8.3	1.8	0.9	2.1	6.2	8.1
Avg. Stride Freq. [Hz]	2.3	2.4	2.5	2.4	2.4	2.3
Avg. Stride Length [m]	6.7	7.7	7.7	7.7	7.5	7.2



- [] Ranking at each section and finish
- .-.- No data available at this section
- NA No data available



Horse/Jockey Name	Viennawaitsforyou
Final Rank	5
Fastest Section Time (Section)	0:07.26 (Overall)
Top Speed [km/h] (Section)	68.6 (1000m)
Race State	Finished

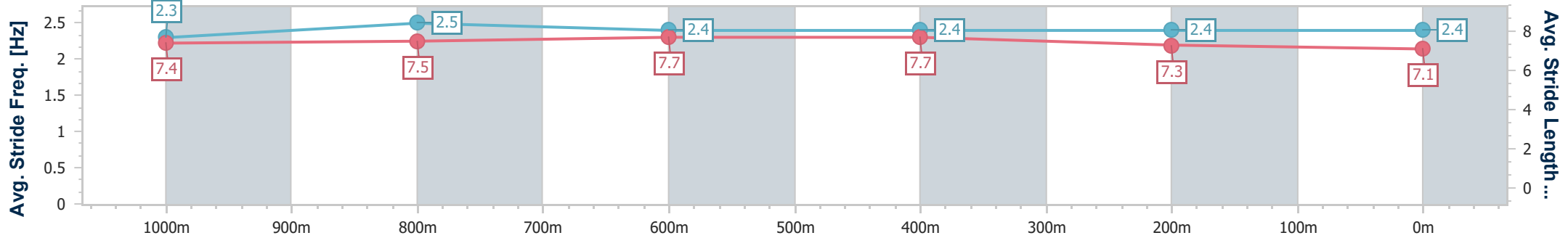
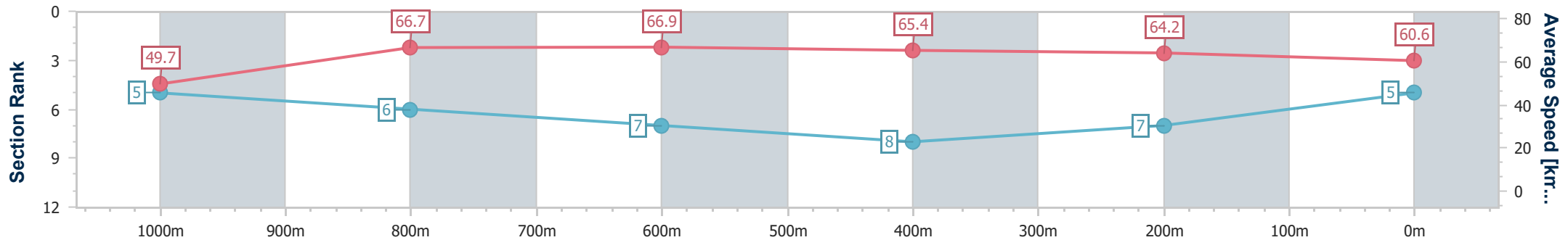


Mackay QLD Professional
 Race 5: Book Event Centre For Functions QTIS Three-Year-Old
 Handicap - 1100m
 18 June 2024 - 15:18



Track Rating: Good 4, Weather: Fine, Rail Position: True

Section	Overall	1000m	800m	600m	400m	200m
Section Times	1:03.38 [5] (0:07.26)	0:56.12 [5] (0:10.98)	0:45.14 [6] (0:10.88)	0:34.26 [7] (0:11.16)	0:23.10 [8] (0:11.24)	0:11.86 [7] (0:11.86)
Average Speed [km/h]	49.7	66.7	66.9	65.4	64.2	60.6
Top Speed [km/h]	62.7	68.6	68.4	66.5	65.1	64.0
Avg. Dist. to Rail [m]	10.1	4.8	4.3	1.3	2.2	4.0
Avg. Stride Freq. [Hz]	2.3	2.5	2.4	2.4	2.4	2.4
Avg. Stride Length [m]	7.4	7.5	7.7	7.7	7.3	7.1



- [] Ranking at each section and finish
- .-.- No data available at this section
- NA No data available



Horse/Jockey Name	Bush Diamond
Final Rank	6
Fastest Section Time (Section)	0:07.02 (Overall)
Top Speed [km/h] (Section)	70.3 (800m)
Race State	Finished

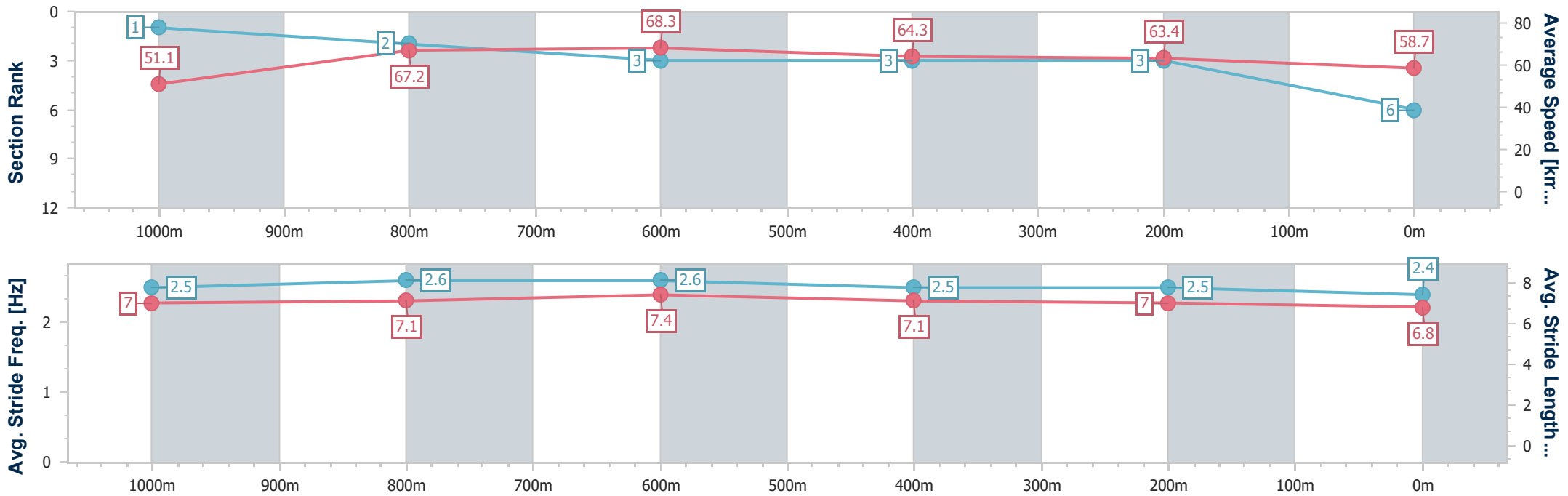


Mackay QLD Professional
 Race 5: Book Event Centre For Functions QTIS Three-Year-Old Handicap - 1100m
 18 June 2024 - 15:18



Track Rating: Good 4, Weather: Fine, Rail Position: True

Section	Overall	1000m	800m	600m	400m	200m
Section Times	1:03.44 [6] (0:07.02)	0:56.42 [1] (0:10.83)	0:45.59 [2] (0:10.68)	0:34.91 [3] (0:11.33)	0:23.58 [3] (0:11.35)	0:12.23 [3] (0:12.23)
Average Speed [km/h]	51.1	67.2	68.3	64.3	63.4	58.7
Top Speed [km/h]	65.5	68.8	70.3	66.5	64.2	62.2
Avg. Dist. to Rail [m]	4.4	3.2	3.5	1.4	1.0	1.7
Avg. Stride Freq. [Hz]	2.5	2.6	2.6	2.5	2.5	2.4
Avg. Stride Length [m]	7.0	7.1	7.4	7.1	7.0	6.8



- [] Ranking at each section and finish
- .-.- No data available at this section
- NA No data available



Horse/Jockey Name	Dragon's Snip
Final Rank	7
Fastest Section Time (Section)	0:07.29 (Overall)
Top Speed [km/h] (Section)	70.1 (800m)
Race State	Finished

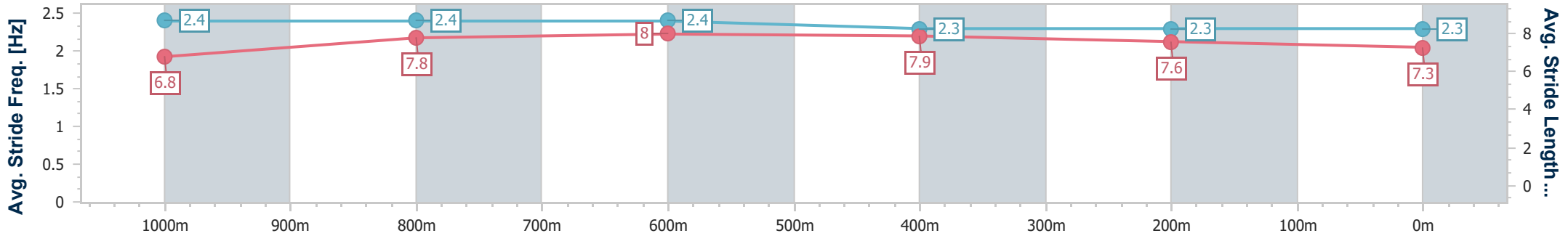
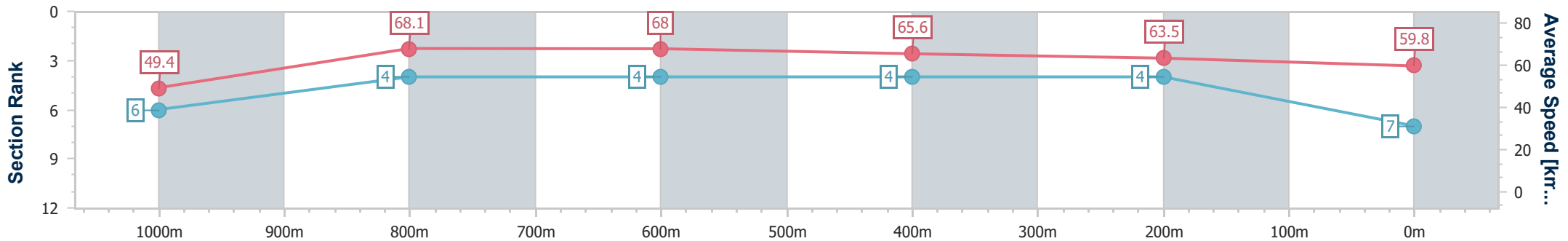


Mackay QLD Professional
 Race 5: Book Event Centre For Functions QTIS Three-Year-Old
 Handicap - 1100m
 18 June 2024 - 15:18



Track Rating: Good 4, Weather: Fine, Rail Position: True

Section	Overall	1000m	800m	600m	400m	200m
Section Times	1:03.47 [7] (0:07.29)	0:56.18 [6] (0:10.73)	0:45.45 [4] (0:10.70)	0:34.75 [4] (0:11.28)	0:23.47 [4] (0:11.43)	0:12.04 [4] (0:12.04)
Average Speed [km/h]	49.4	68.1	68.0	65.6	63.5	59.8
Top Speed [km/h]	64.4	69.3	70.1	67.1	64.8	63.3
Avg. Dist. to Rail [m]	5.9	4.1	3.9	3.5	5.9	6.2
Avg. Stride Freq. [Hz]	2.4	2.4	2.4	2.3	2.3	2.3
Avg. Stride Length [m]	6.8	7.8	8.0	7.9	7.6	7.3



- [] Ranking at each section and finish
- .-.- No data available at this section
- NA No data available



Horse/Jockey Name	Harcasion
Final Rank	8
Fastest Section Time (Section)	0:07.25 (Overall)
Top Speed [km/h] (Section)	68.3 (1000m)
Race State	Finished

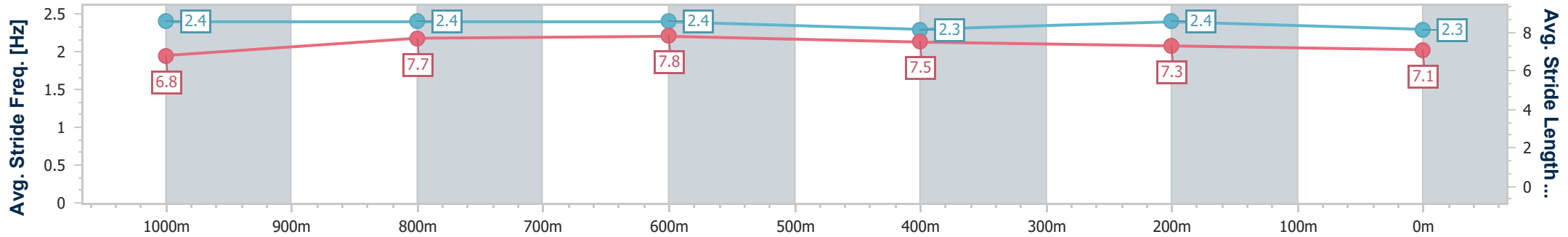
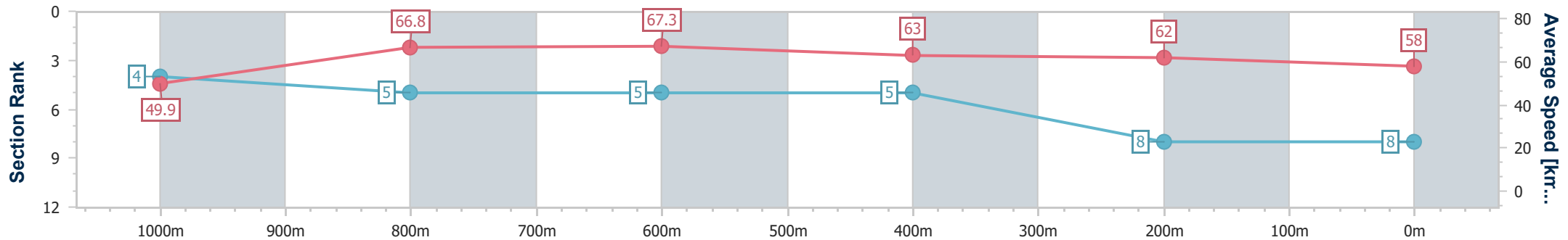


Mackay QLD Professional
 Race 5: Book Event Centre For Functions QTIS Three-Year-Old Handicap - 1100m
 18 June 2024 - 15:18



Track Rating: Good 4, Weather: Fine, Rail Position: True

Section	Overall	1000m	800m	600m	400m	200m
Section Times	1:04.12 [8] (0:07.25)	0:56.87 [4] (0:10.80)	0:46.07 [5] (0:10.69)	0:35.38 [5] (0:11.32)	0:24.06 [5] (0:11.60)	0:12.46 [8] (0:12.46)
Average Speed [km/h]	49.9	66.8	67.3	63.0	62.0	58.0
Top Speed [km/h]	63.9	68.3	68.3	64.3	63.1	61.3
Avg. Dist. to Rail [m]	5.3	1.6	0.4	1.2	0.4	0.4
Avg. Stride Freq. [Hz]	2.4	2.4	2.4	2.3	2.4	2.3
Avg. Stride Length [m]	6.8	7.7	7.8	7.5	7.3	7.1



- [] Ranking at each section and finish
- .-.- No data available at this section
- NA No data available



Horse/Jockey Name	Heroic Eagle
Final Rank	9
Fastest Section Time (Section)	0:07.69 (Overall)
Top Speed [km/h] (Section)	69.2 (800m)
Race State	Finished

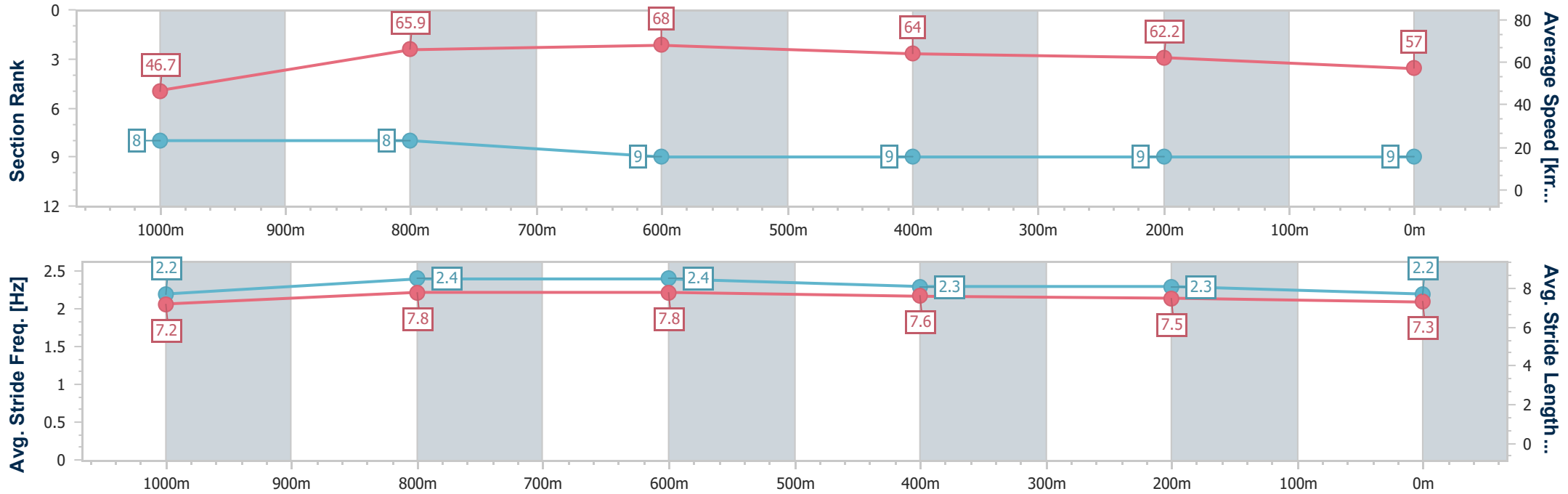


Mackay QLD Professional
 Race 5: Book Event Centre For Functions QTIS Three-Year-Old Handicap - 1100m
 18 June 2024 - 15:18



Track Rating: Good 4, Weather: Fine, Rail Position: True

Section	Overall	1000m	800m	600m	400m	200m
Section Times	1:04.89 [9] (0:07.69)	0:57.20 [8] (0:10.99)	0:46.21 [8] (0:10.62)	0:35.59 [9] (0:11.31)	0:24.28 [9] (0:11.64)	0:12.64 [9] (0:12.64)
Average Speed [km/h]	46.7	65.9	68.0	64.0	62.2	57.0
Top Speed [km/h]	61.0	68.7	69.2	66.1	63.3	61.1
Avg. Dist. to Rail [m]	5.8	1.8	0.9	0.7	3.1	4.0
Avg. Stride Freq. [Hz]	2.2	2.4	2.4	2.3	2.3	2.2
Avg. Stride Length [m]	7.2	7.8	7.8	7.6	7.5	7.3



- [] Ranking at each section and finish
- .-.- No data available at this section
- NA No data available