

Track Rating: Soft 5, Weather: Fine, Rail Position: +7m 400m-W/Post; +9m Remainder

Section		Field Times											Last 600m					
		Overall	1000m	800m	600m	400m	200m						0:35.20					
		1:12.03 (0:13.54)	0:58.49 (0:11.31)	0:47.18 (0:11.98)	0:35.20 (0:11.67)	0:23.53 (0:11.49)	0:12.04 (0:12.04)											
Rank	TAB	Horse/Jockey	Barrier	Top Speed [km/h]	Fastest Section												Margin	Distance Travelled [m]
1	5	<b>INCESSANT</b> Ryan Maloney	3	65.5 1000m	0:11.25 400m	1:12.03 [1] (0:13.94)	0:58.09 [6] (0:11.32)	0:46.77 [5] (0:11.85)	0:34.92 [3] (0:11.63)	0:23.29 [4] (0:11.25)	0:12.04 [1] (0:12.04)	1:12.03	0:34.92					
2	10	<b>CAXTON LASS</b> Martin Harley	4	65.5 400m	0:11.23 400m	1:12.51 [2] (0:13.83)	0:58.68 [4] (0:11.54)	0:47.14 [6] (0:11.99)	0:35.15 [6] (0:11.61)	0:23.54 [6] (0:11.23)	0:12.31 [4] (0:12.31)	2.8L	0:35.15	+5				
3	4	<b>BRING ME SAKI</b> Dale Smith	14	66.8 Overall	0:11.28 1000m	1:12.53 [3] (0:13.92)	0:58.61 [5] (0:11.28)	0:47.33 [4] (0:11.92)	0:35.41 [4] (0:11.62)	0:23.79 [3] (0:11.46)	0:12.33 [3] (0:12.33)	2.9L	0:35.41	+6				
4	2	<b>PICKAXE</b> Cody Collis	15	65.7 Overall	0:11.23 400m	1:12.60 [4] (0:14.05)	0:58.55 [8] (0:11.51)	0:47.04 [8] (0:11.91)	0:35.13 [8] (0:11.73)	0:23.40 [9] (0:11.23)	0:12.17 [6] (0:12.17)	3.2L	0:35.13	+7				
5	7	<b>DEPUTIZE</b> Jag Guthmann-Chester	12	66.3 Overall	0:11.41 1000m	1:12.60 [5] (0:13.54)	0:59.06 [2] (0:11.41)	0:47.65 [2] (0:12.01)	0:35.64 [2] (0:11.65)	0:23.99 [2] (0:11.47)	0:12.52 [2] (0:12.52)	3.3L	0:35.64	+4				
6	14	<b>TOUCHOFCLASS</b> Robbie Dolan	10	64.8 Overall	0:11.33 400m	1:12.66 [6] (0:14.17)	0:58.49 [9] (0:11.50)	0:46.99 [9] (0:12.01)	0:34.98 [10] (0:11.45)	0:23.53 [8] (0:11.33)	0:12.20 [7] (0:12.20)	3.5L	0:34.98	+2				
7	17	<b>RUPERT'S JEWELL</b> Damien Thornton	1	64.4 1000m	0:11.42 400m	1:12.78 [7] (0:14.04)	0:58.74 [7] (0:11.48)	0:47.26 [7] (0:11.88)	0:35.38 [7] (0:11.66)	0:23.72 [7] (0:11.42)	0:12.30 [9] (0:12.30)	4L	0:35.38	+2				
8	3	<b>AIN'T NOBODY</b> James Orman	2	64.7 400m	0:11.30 400m	1:12.79 [8] (0:14.27)	0:58.52 [10] (0:11.56)	0:46.96 [10] (0:12.02)	0:34.94 [12] (0:11.55)	0:23.39 [11] (0:11.30)	0:12.09 [11] (0:12.09)	4.1L	0:34.94	+3				
9	16	<b>FLY FIFER</b> Jake Bayliss	7	66.7 Overall	0:11.51 1000m	1:12.81 [9] (0:13.65)	0:59.16 [3] (0:11.51)	0:47.65 [3] (0:11.96)	0:35.69 [5] (0:11.72)	0:23.97 [5] (0:11.63)	0:12.34 [8] (0:12.34)	4.2L	0:35.69	+5				
10	12	<b>INDUBITABLY</b> Angela Jones	6	65.6 Overall	0:11.31 1000m	1:13.06 [10] (0:13.54)	0:59.52 [1] (0:11.31)	0:48.21 [1] (0:11.98)	0:36.23 [1] (0:11.67)	0:24.56 [1] (0:11.75)	0:12.81 [5] (0:12.81)	5.5L	0:36.23	-3				

Scratched: Ready To Mingle (#8), Veloce Meteor (#6), Resolute Lady (#13), Sibelius (#9), Anacardium (#15), Zephalong (#19)



**Sunshine Coast QLD Professional**  
**Race 6: SCOTT MCMAHON ELECTRICAL Maiden Plate - 1200m**  
 16 June 2024 - 15:41



Track Rating: Soft 5, Weather: Fine, Rail Position: +7m 400m-W/Post; +9m Remainder

Section		Overall	1000m	800m	600m	400m	200m	Last 600m					
Field Times		1:12.03 (0:13.54)	0:58.49 (0:11.31)	0:47.18 (0:11.98)	0:35.20 (0:11.67)	0:23.53 (0:11.49)	0:12.04 (0:12.04)	0:35.20					
Rank	TAB Horse/Jockey	Barrier	Top Speed [km/h]	Fastest Section	Margin								Distance Travelled [m]
11	11 <b>HOLY CROWN</b> Samantha Collett	5	65.6 1000m	0:11.32 1000m	1:13.14 [11] (0:14.62)	0:58.52 [12] (0:11.32)	0:47.20 [12] (0:11.73)	0:35.47 [9] (0:11.57)	0:23.90 [10] (0:11.35)	0:12.55 [10] (0:12.55)	5.8L	0:35.47	-1
12	1 <b>BRAMBLE BAY</b> Jim Byrne	19	64.8 Overall	0:11.41 1000m	1:13.43 [12] (0:14.63)	0:58.80 [13] (0:11.41)	0:47.39 [13] (0:11.81)	0:35.58 [13] (0:11.68)	0:23.90 [13] (0:11.55)	0:12.35 [12] (0:12.35)	7.3L	0:35.58	+5
13	18 <b>RUBOS</b> Minonette Kennedy	8	66.0 Overall	0:11.53 1000m	1:13.89 [13] (0:14.40)	0:59.49 [11] (0:11.53)	0:47.96 [11] (0:11.83)	0:36.13 [11] (0:11.71)	0:24.42 [12] (0:11.66)	0:12.76 [13] (0:12.76)	9.8L	0:36.13	+7

Scratched: Ready To Mingle (#8), Veloce Meteor (#6), Resolute Lady (#13), Sibelius (#9), Anacardium (#15), Zephalong (#19)

[ ] Ranking at each section and finish  
 -:-:- No data available at this section  
 NA No data available

SCN Saddle cloth number  
 DNF Did not finish  
 DNT Did not track



Horse/Jockey Name	Incessant
Final Rank	1
Fastest Section Time (Section)	0:11.25 (400m)
Top Speed [km/h] (Section)	65.5 (1000m)
Race State	Finished



Sunshine Coast QLD Professional

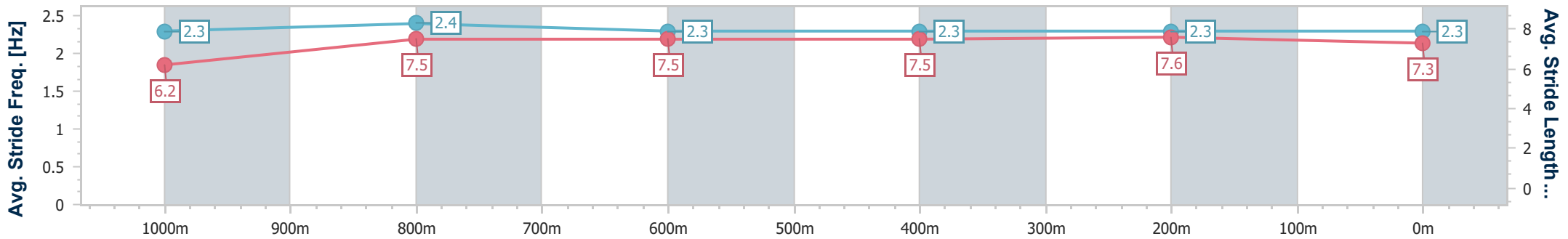
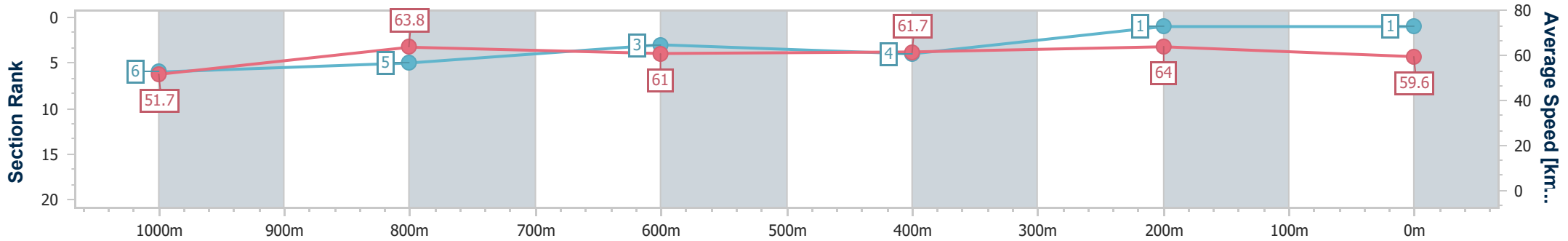
Race 6: SCOTT MCMAHON ELECTRICAL Maiden Plate - 1200m



16 June 2024 - 15:41

Track Rating: Soft 5, Weather: Fine, Rail Position: +7m 400m-  
W/Post; +9m Remainder

Section	Overall	1000m	800m	600m	400m	200m
Section Times	1:12.03 [1] (0:13.94)	0:58.09 [6] (0:11.32)	0:46.77 [5] (0:11.85)	0:34.92 [3] (0:11.63)	0:23.29 [4] (0:11.25)	0:12.04 [1] (0:12.04)
Average Speed [km/h]	51.7	63.8	61.0	61.7	64.0	59.6
Top Speed [km/h]	64.6	65.5	62.2	62.9	65.2	63.2
Avg. Dist. to Rail [m]	1.4	0.4	0.6	0.9	0.7	0.4
Avg. Stride Freq. [Hz]	2.3	2.4	2.3	2.3	2.3	2.3
Avg. Stride Length [m]	6.2	7.5	7.5	7.5	7.6	7.3



- [ ] Ranking at each section and finish
- .-.- No data available at this section
- NA No data available



Horse/Jockey Name	Caxton Lass
Final Rank	2
Fastest Section Time (Section)	0:11.23 (400m)
Top Speed [km/h] (Section)	65.5 (400m)
Race State	Finished



Sunshine Coast QLD Professional

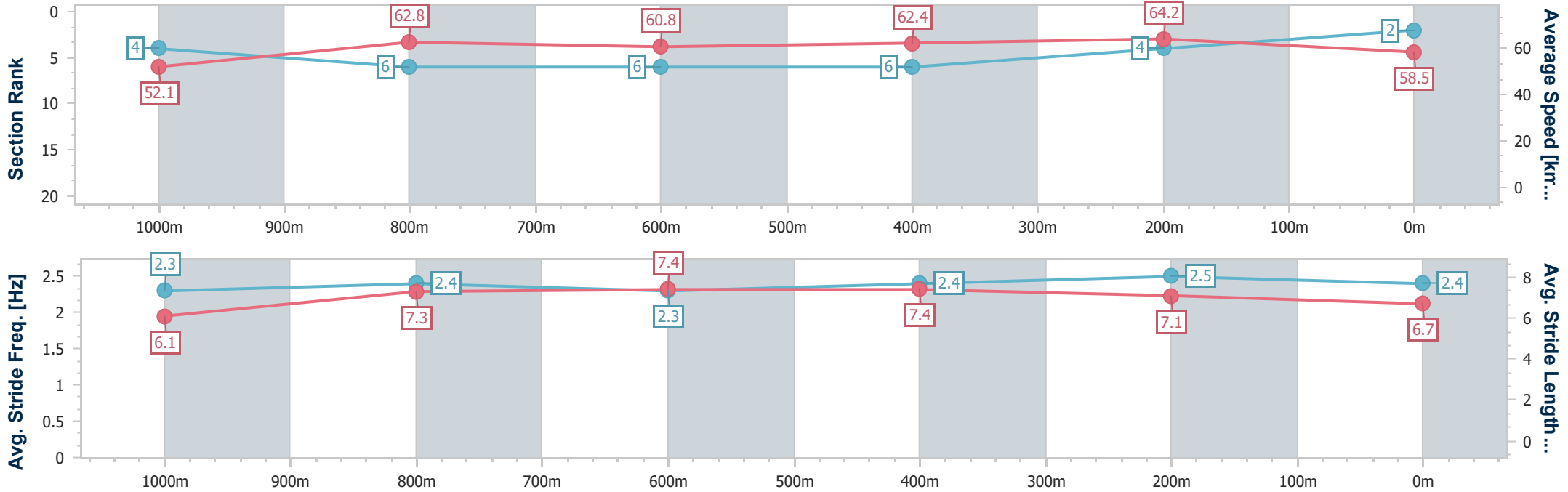
Race 6: SCOTT MCMAHON ELECTRICAL Maiden Plate - 1200m



16 June 2024 - 15:41

Track Rating: Soft 5, Weather: Fine, Rail Position: +7m 400m-W/Post; +9m Remainder

Section	Overall	1000m	800m	600m	400m	200m
Section Times	1:12.51 [2] (0:13.83)	0:58.68 [4] (0:11.54)	0:47.14 [6] (0:11.99)	0:35.15 [6] (0:11.61)	0:23.54 [6] (0:11.23)	0:12.31 [4] (0:12.31)
Average Speed [km/h]	52.1	62.8	60.8	62.4	64.2	58.5
Top Speed [km/h]	64.9	63.9	62.1	64.6	65.5	61.4
Avg. Dist. to Rail [m]	4.0	2.6	1.8	1.6	4.2	4.5
Avg. Stride Freq. [Hz]	2.3	2.4	2.3	2.4	2.5	2.4
Avg. Stride Length [m]	6.1	7.3	7.4	7.4	7.1	6.7



- [ ] Ranking at each section and finish
- .-.- No data available at this section
- NA No data available



Horse/Jockey Name	Bring Me Saki
Final Rank	3
Fastest Section Time (Section)	0:11.28 (1000m)
Top Speed [km/h] (Section)	66.8 (Overall)
Race State	Finished



Sunshine Coast QLD Professional

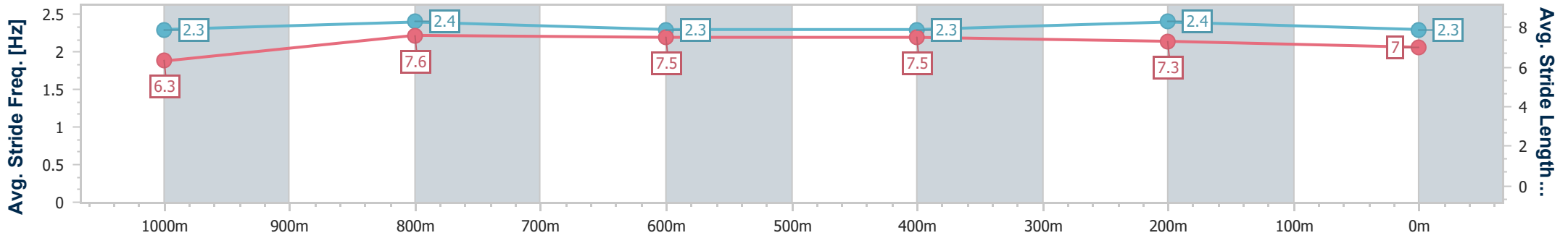
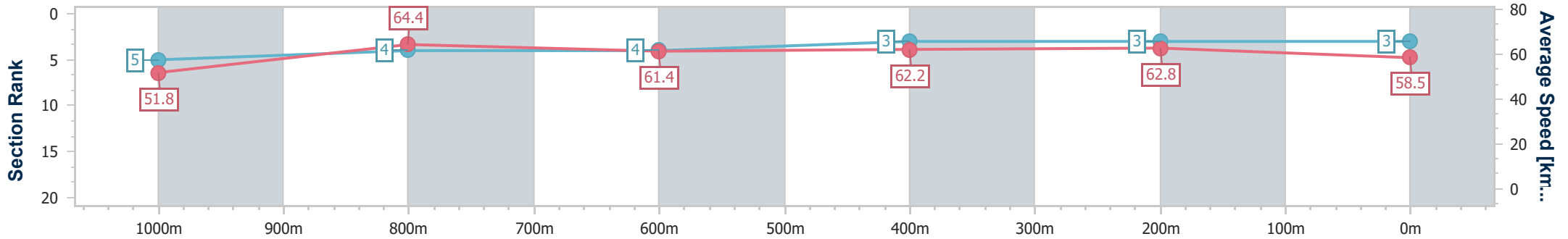
Race 6: SCOTT MCMAHON ELECTRICAL Maiden Plate - 1200m



16 June 2024 - 15:41

Track Rating: Soft 5, Weather: Fine, Rail Position: +7m 400m-  
W/Post; +9m Remainder

Section	Overall	1000m	800m	600m	400m	200m
Section Times	1:12.53 [3] (0:13.92)	0:58.61 [5] (0:11.28)	0:47.33 [4] (0:11.92)	0:35.41 [4] (0:11.62)	0:23.79 [3] (0:11.46)	0:12.33 [3] (0:12.33)
Average Speed [km/h]	51.8	64.4	61.4	62.2	62.8	58.5
Top Speed [km/h]	66.8	66.7	62.4	63.8	64.1	61.7
Avg. Dist. to Rail [m]	7.5	4.1	2.2	0.9	2.9	4.1
Avg. Stride Freq. [Hz]	2.3	2.4	2.3	2.3	2.4	2.3
Avg. Stride Length [m]	6.3	7.6	7.5	7.5	7.3	7.0



- [ ] Ranking at each section and finish
- .-.- No data available at this section
- NA No data available



Horse/Jockey Name	Pickaxe
Final Rank	4
Fastest Section Time (Section)	0:11.23 (400m)
Top Speed [km/h] (Section)	65.7 (Overall)
Race State	Finished



Sunshine Coast QLD Professional

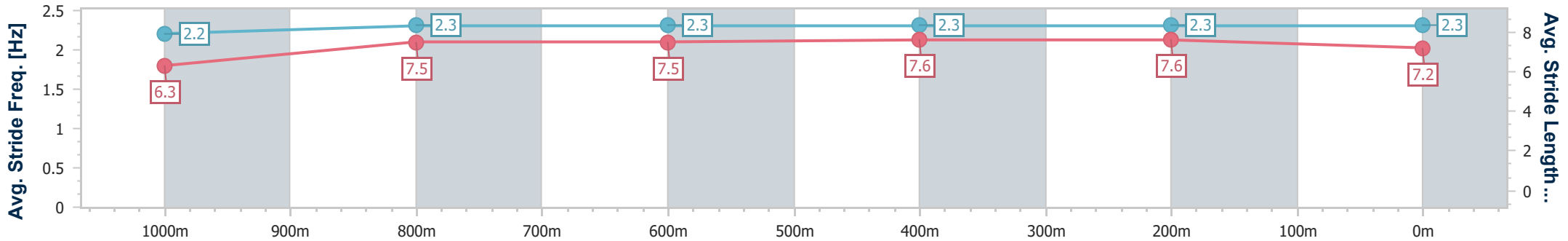
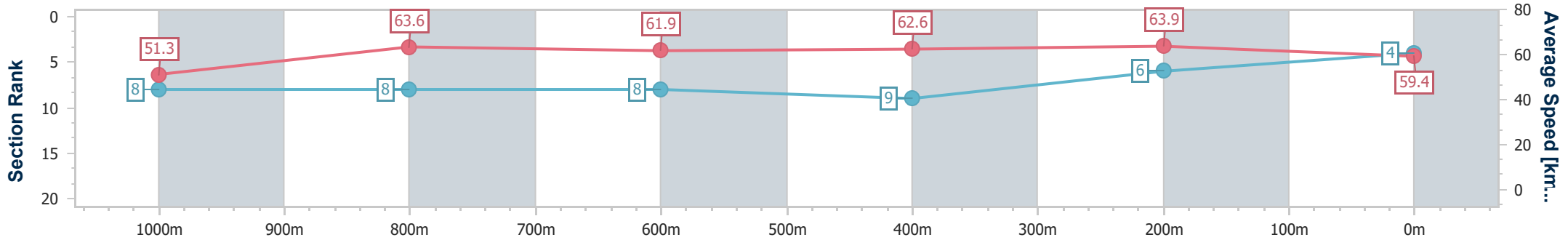
Race 6: SCOTT MCMAHON ELECTRICAL Maiden Plate - 1200m



16 June 2024 - 15:41

Track Rating: Soft 5, Weather: Fine, Rail Position: +7m 400m-W/Post; +9m Remainder

Section	Overall	1000m	800m	600m	400m	200m
Section Times	1:12.60 [4] (0:14.05)	0:58.55 [8] (0:11.51)	0:47.04 [8] (0:11.91)	0:35.13 [8] (0:11.73)	0:23.40 [9] (0:11.23)	0:12.17 [6] (0:12.17)
Average Speed [km/h]	51.3	63.6	61.9	62.6	63.9	59.4
Top Speed [km/h]	65.7	65.6	63.3	63.8	65.5	62.4
Avg. Dist. to Rail [m]	9.8	5.5	4.3	3.2	7.2	8.3
Avg. Stride Freq. [Hz]	2.2	2.3	2.3	2.3	2.3	2.3
Avg. Stride Length [m]	6.3	7.5	7.5	7.6	7.6	7.2



- [ ] Ranking at each section and finish
- .-.- No data available at this section
- NA No data available



Horse/Jockey Name	Deputize
Final Rank	5
Fastest Section Time (Section)	0:11.41 (1000m)
Top Speed [km/h] (Section)	66.3 (Overall)
Race State	Finished



Sunshine Coast QLD Professional

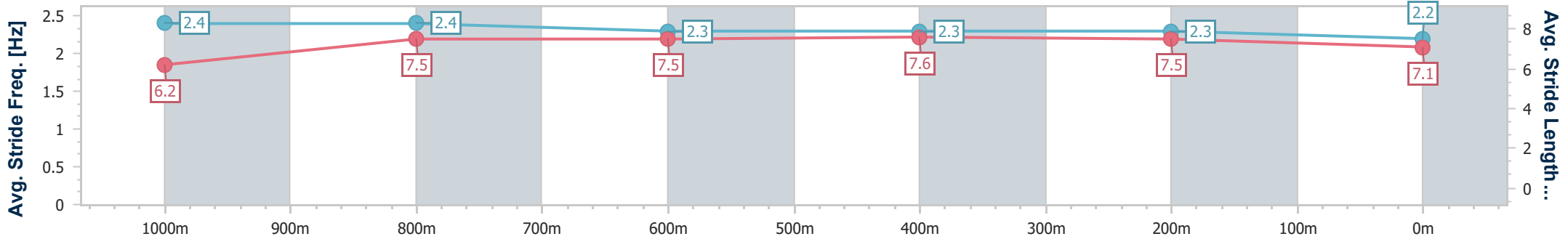
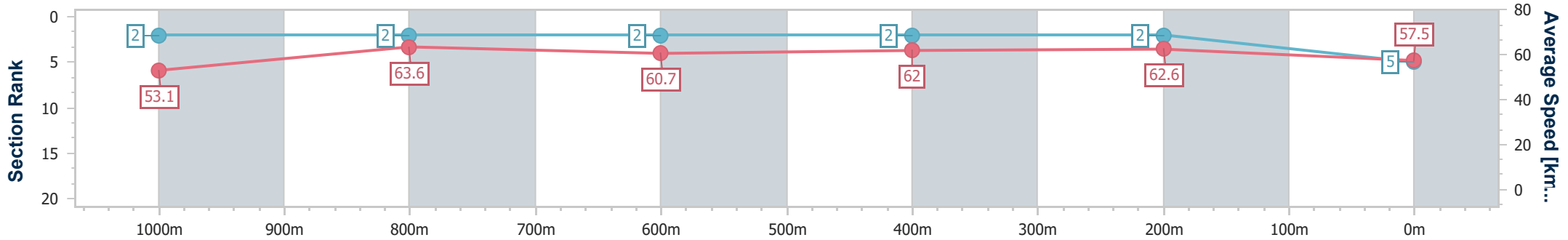
Race 6: SCOTT MCMAHON ELECTRICAL Maiden Plate - 1200m



16 June 2024 - 15:41

Track Rating: Soft 5, Weather: Fine, Rail Position: +7m 400m-  
W/Post; +9m Remainder

Section	Overall	1000m	800m	600m	400m	200m
Section Times	1:12.60 [5] (0:13.54)	0:59.06 [2] (0:11.41)	0:47.65 [2] (0:12.01)	0:35.64 [2] (0:11.65)	0:23.99 [2] (0:11.47)	0:12.52 [2] (0:12.52)
Average Speed [km/h]	53.1	63.6	60.7	62.0	62.6	57.5
Top Speed [km/h]	66.3	65.5	61.6	63.4	64.0	61.0
Avg. Dist. to Rail [m]	8.0	3.2	1.8	0.5	1.3	2.0
Avg. Stride Freq. [Hz]	2.4	2.4	2.3	2.3	2.3	2.2
Avg. Stride Length [m]	6.2	7.5	7.5	7.6	7.5	7.1



- [ ] Ranking at each section and finish
- .-.- No data available at this section
- NA No data available



Horse/Jockey Name	Touchofclass
Final Rank	6
Fastest Section Time (Section)	0:11.33 (400m)
Top Speed [km/h] (Section)	64.8 (Overall)
Race State	Finished



### Sunshine Coast QLD Professional

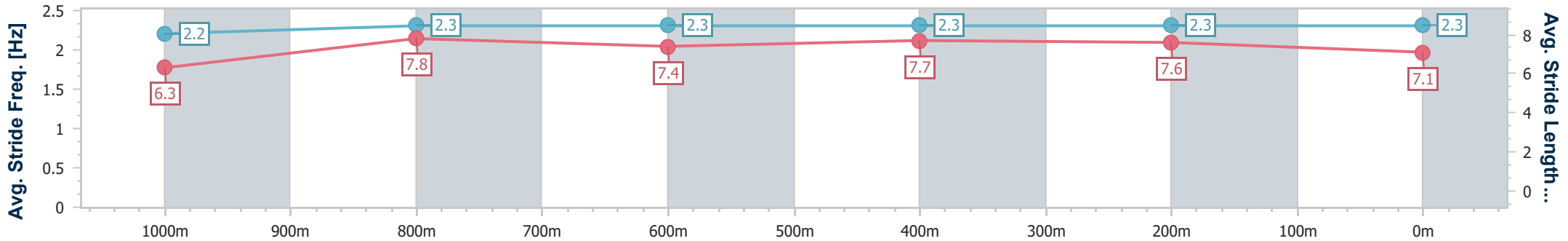
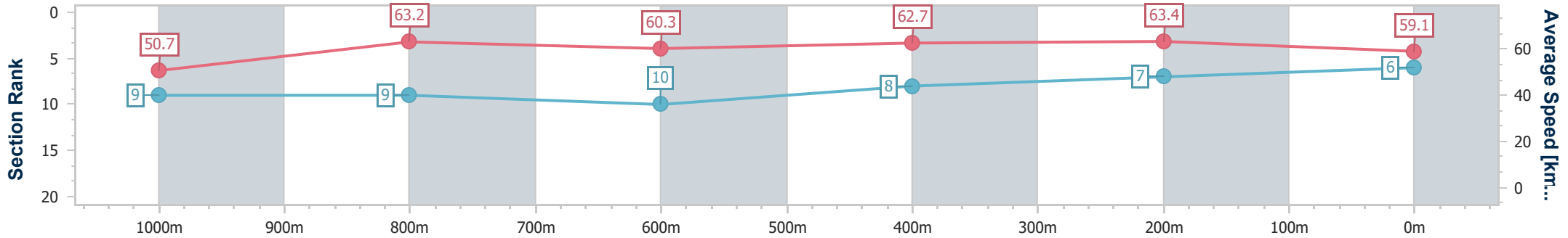
Race 6: SCOTT MCMAHON ELECTRICAL Maiden Plate - 1200m



16 June 2024 - 15:41

Track Rating: Soft 5, Weather: Fine, Rail Position: +7m 400m-W/Post; +9m Remainder

Section	Overall	1000m	800m	600m	400m	200m
Section Times	1:12.66 [6] (0:14.17)	0:58.49 [9] (0:11.50)	0:46.99 [9] (0:12.01)	0:34.98 [10] (0:11.45)	0:23.53 [8] (0:11.33)	0:12.20 [7] (0:12.20)
Average Speed [km/h]	50.7	63.2	60.3	62.7	63.4	59.1
Top Speed [km/h]	64.8	64.7	62.4	64.4	64.0	62.1
Avg. Dist. to Rail [m]	6.0	2.8	1.3	0.8	3.3	5.5
Avg. Stride Freq. [Hz]	2.2	2.3	2.3	2.3	2.3	2.3
Avg. Stride Length [m]	6.3	7.8	7.4	7.7	7.6	7.1



- [ ] Ranking at each section and finish
- .-.- No data available at this section
- NA No data available





Horse/Jockey Name	Rupert's Jewell
Final Rank	7
Fastest Section Time (Section)	0:11.42 (400m)
Top Speed [km/h] (Section)	64.4 (1000m)
Race State	Finished



Sunshine Coast QLD Professional

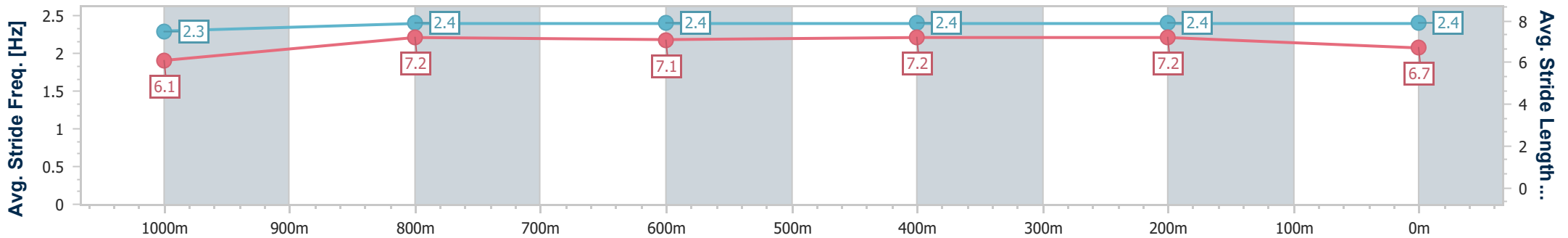
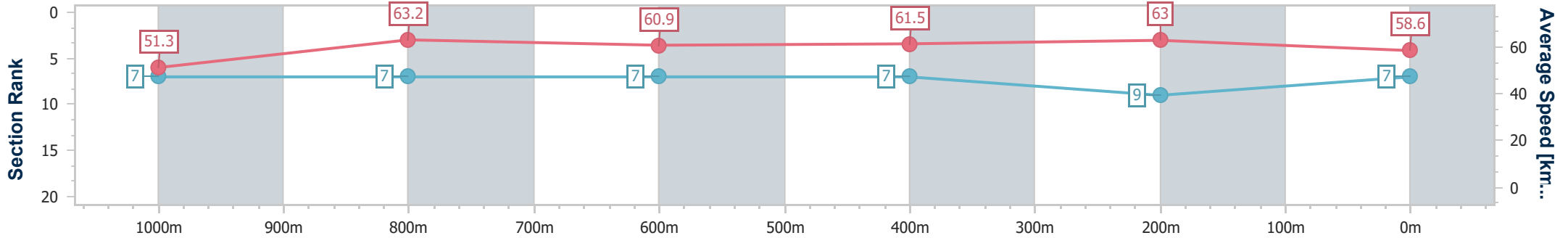
Race 6: SCOTT MCMAHON ELECTRICAL Maiden Plate - 1200m



16 June 2024 - 15:41

Track Rating: Soft 5, Weather: Fine, Rail Position: +7m 400m-  
W/Post; +9m Remainder

Section	Overall	1000m	800m	600m	400m	200m
Section Times	1:12.78 [7] (0:14.04)	0:58.74 [7] (0:11.48)	0:47.26 [7] (0:11.88)	0:35.38 [7] (0:11.66)	0:23.72 [7] (0:11.42)	0:12.30 [9] (0:12.30)
Average Speed [km/h]	51.3	63.2	60.9	61.5	63.0	58.6
Top Speed [km/h]	64.2	64.4	63.0	63.7	64.0	61.9
Avg. Dist. to Rail [m]	1.2	1.4	0.9	0.5	0.7	0.7
Avg. Stride Freq. [Hz]	2.3	2.4	2.4	2.4	2.4	2.4
Avg. Stride Length [m]	6.1	7.2	7.1	7.2	7.2	6.7



- [ ] Ranking at each section and finish
- .-.- No data available at this section
- NA No data available



Horse/Jockey Name	Ain't Nobody
Final Rank	8
Fastest Section Time (Section)	0:11.30 (400m)
Top Speed [km/h] (Section)	64.7 (400m)
Race State	Finished



Sunshine Coast QLD Professional

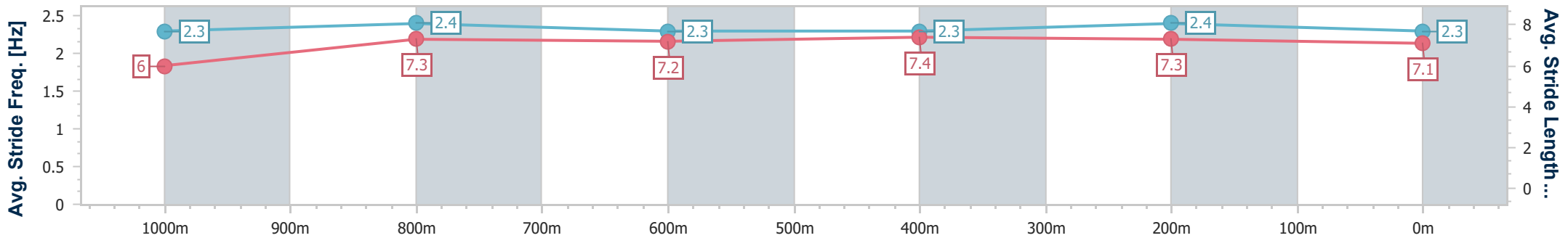
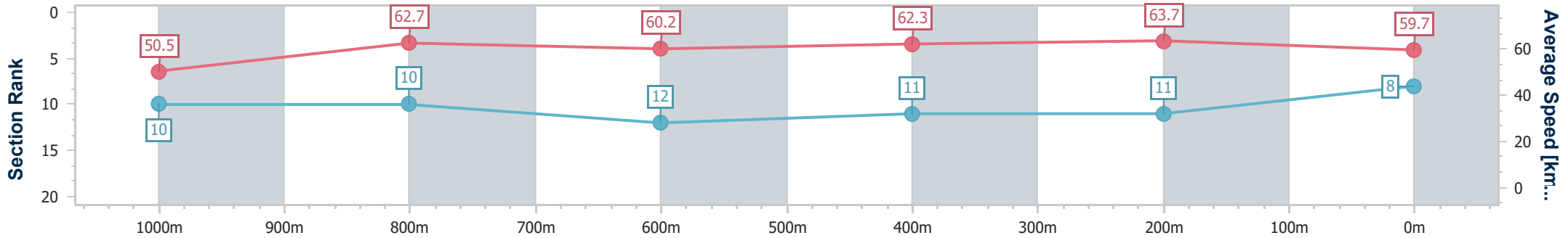
Race 6: SCOTT MCMAHON ELECTRICAL Maiden Plate - 1200m



16 June 2024 - 15:41

Track Rating: Soft 5, Weather: Fine, Rail Position: +7m 400m-  
W/Post; +9m Remainder

Section	Overall	1000m	800m	600m	400m	200m
Section Times	1:12.79 [8] (0:14.27)	0:58.52 [10] (0:11.56)	0:46.96 [10] (0:12.02)	0:34.94 [12] (0:11.55)	0:23.39 [11] (0:11.30)	0:12.09 [11] (0:12.09)
Average Speed [km/h]	50.5	62.7	60.2	62.3	63.7	59.7
Top Speed [km/h]	63.6	63.5	61.9	64.3	64.7	62.8
Avg. Dist. to Rail [m]	2.2	2.5	1.2	0.5	2.1	3.7
Avg. Stride Freq. [Hz]	2.3	2.4	2.3	2.3	2.4	2.3
Avg. Stride Length [m]	6.0	7.3	7.2	7.4	7.3	7.1



- [ ] Ranking at each section and finish
- .-.- No data available at this section
- NA No data available



Horse/Jockey Name	Fly Fifer
Final Rank	9
Fastest Section Time (Section)	0:11.51 (1000m)
Top Speed [km/h] (Section)	66.7 (Overall)
Race State	Finished



Sunshine Coast QLD Professional

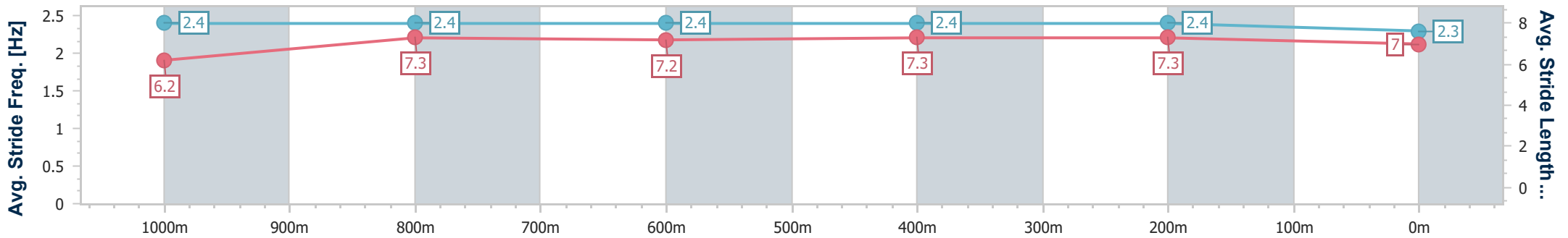
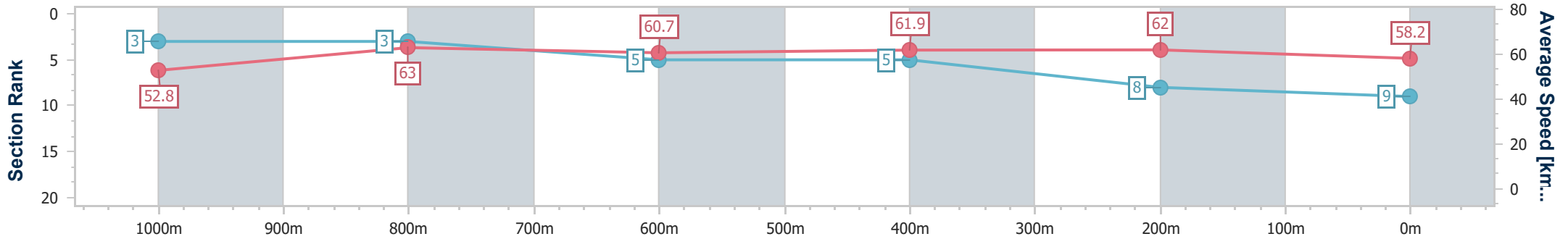
Race 6: SCOTT MCMAHON ELECTRICAL Maiden Plate - 1200m



16 June 2024 - 15:41

Track Rating: Soft 5, Weather: Fine, Rail Position: +7m 400m-  
W/Post; +9m Remainder

Section	Overall	1000m	800m	600m	400m	200m
Section Times	1:12.81 [9] (0:13.65)	0:59.16 [3] (0:11.51)	0:47.65 [3] (0:11.96)	0:35.69 [5] (0:11.72)	0:23.97 [5] (0:11.63)	0:12.34 [8] (0:12.34)
Average Speed [km/h]	52.8	63.0	60.7	61.9	62.0	58.2
Top Speed [km/h]	66.7	64.2	61.8	63.8	63.5	60.1
Avg. Dist. to Rail [m]	5.4	2.5	1.5	1.6	1.6	1.5
Avg. Stride Freq. [Hz]	2.4	2.4	2.4	2.4	2.4	2.3
Avg. Stride Length [m]	6.2	7.3	7.2	7.3	7.3	7.0



- [ ] Ranking at each section and finish
- .-.- No data available at this section
- NA No data available



Horse/Jockey Name	Indubitably
Final Rank	10
Fastest Section Time (Section)	0:11.31 (1000m)
Top Speed [km/h] (Section)	65.6 (Overall)
Race State	Finished



### Sunshine Coast QLD Professional

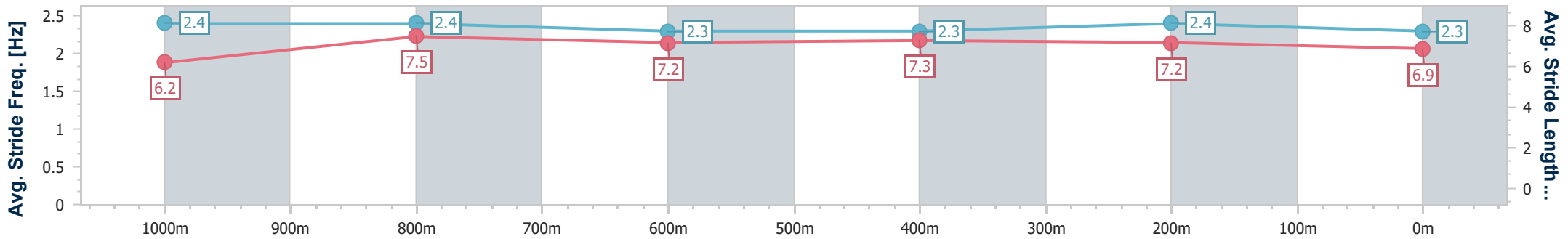
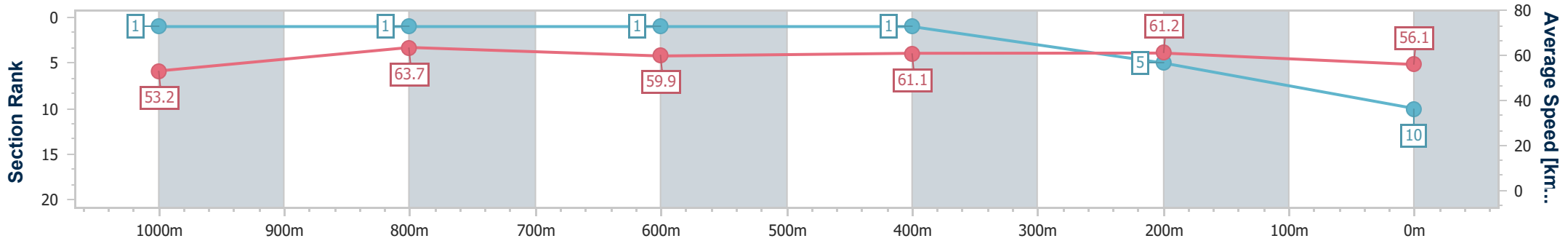
Race 6: SCOTT MCMAHON ELECTRICAL Maiden Plate - 1200m



16 June 2024 - 15:41

Track Rating: Soft 5, Weather: Fine, Rail Position: +7m 400m-  
W/Post; +9m Remainder

Section	Overall	1000m	800m	600m	400m	200m
Section Times	1:13.06 [10] (0:13.54)	0:59.52 [1] (0:11.31)	0:48.21 [1] (0:11.98)	0:36.23 [1] (0:11.67)	0:24.56 [1] (0:11.75)	0:12.81 [5] (0:12.81)
Average Speed [km/h]	53.2	63.7	59.9	61.1	61.2	56.1
Top Speed [km/h]	65.6	65.2	61.6	61.8	62.6	58.5
Avg. Dist. to Rail [m]	4.8	0.8	0.7	2.4	1.1	1.7
Avg. Stride Freq. [Hz]	2.4	2.4	2.3	2.3	2.4	2.3
Avg. Stride Length [m]	6.2	7.5	7.2	7.3	7.2	6.9



- [ ] Ranking at each section and finish
- .-.- No data available at this section
- NA No data available



Horse/Jockey Name	Holy Crown
Final Rank	11
Fastest Section Time (Section)	0:11.32 (1000m)
Top Speed [km/h] (Section)	65.6 (1000m)
Race State	Finished



Sunshine Coast QLD Professional

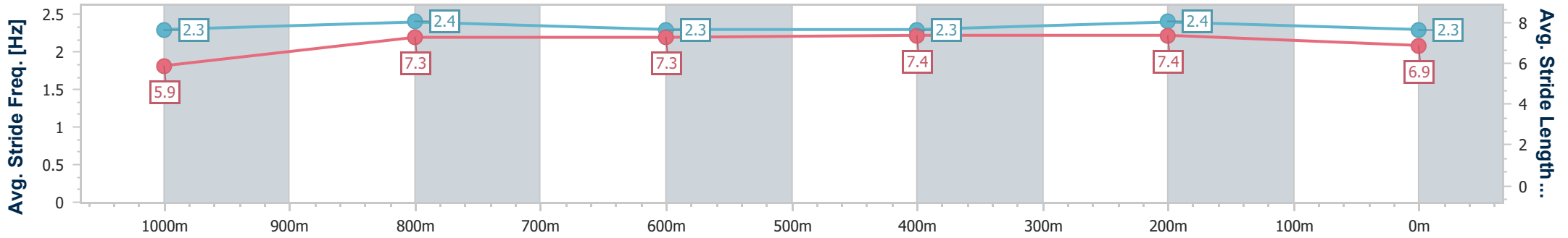
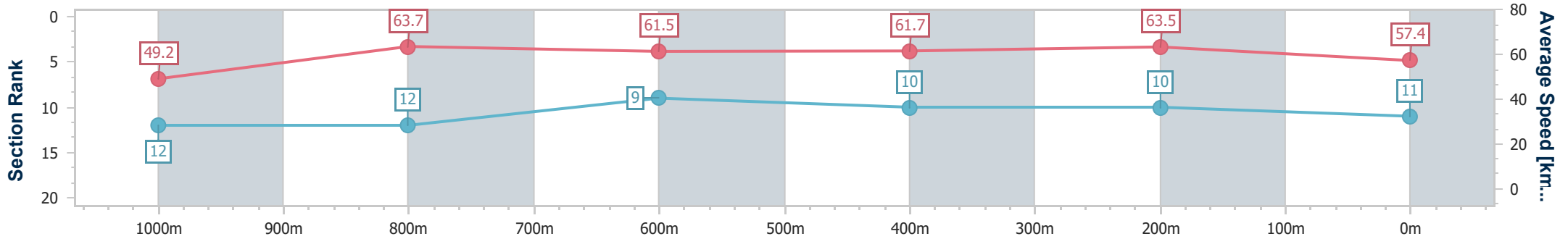
Race 6: SCOTT MCMAHON ELECTRICAL Maiden Plate - 1200m



16 June 2024 - 15:41

Track Rating: Soft 5, Weather: Fine, Rail Position: +7m 400m-  
W/Post; +9m Remainder

Section	Overall	1000m	800m	600m	400m	200m
Section Times	1:13.14 [11] (0:14.62)	0:58.52 [12] (0:11.32)	0:47.20 [12] (0:11.73)	0:35.47 [9] (0:11.57)	0:23.90 [10] (0:11.35)	0:12.55 [10] (0:12.55)
Average Speed [km/h]	49.2	63.7	61.5	61.7	63.5	57.4
Top Speed [km/h]	65.6	65.6	62.6	63.7	64.9	61.9
Avg. Dist. to Rail [m]	3.4	1.2	0.2	1.1	0.6	1.5
Avg. Stride Freq. [Hz]	2.3	2.4	2.3	2.3	2.4	2.3
Avg. Stride Length [m]	5.9	7.3	7.3	7.4	7.4	6.9



- [ ] Ranking at each section and finish
- .-.- No data available at this section
- NA No data available



Horse/Jockey Name	Bramble Bay
Final Rank	12
Fastest Section Time (Section)	0:11.41 (1000m)
Top Speed [km/h] (Section)	64.8 (Overall)
Race State	Finished



Sunshine Coast QLD Professional

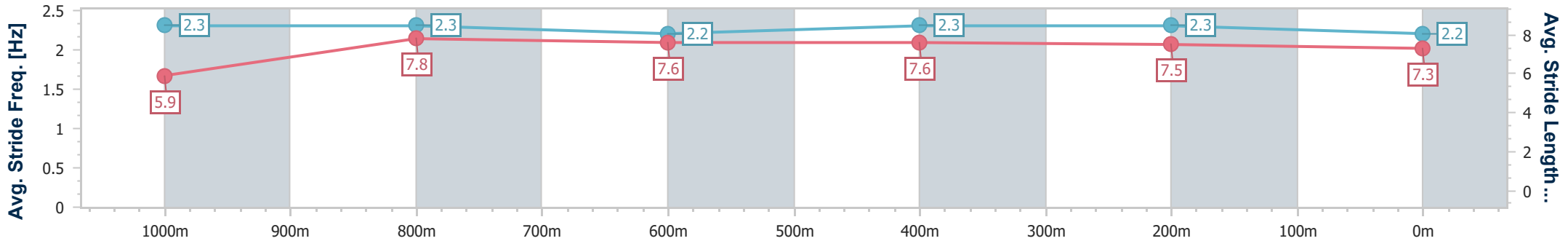
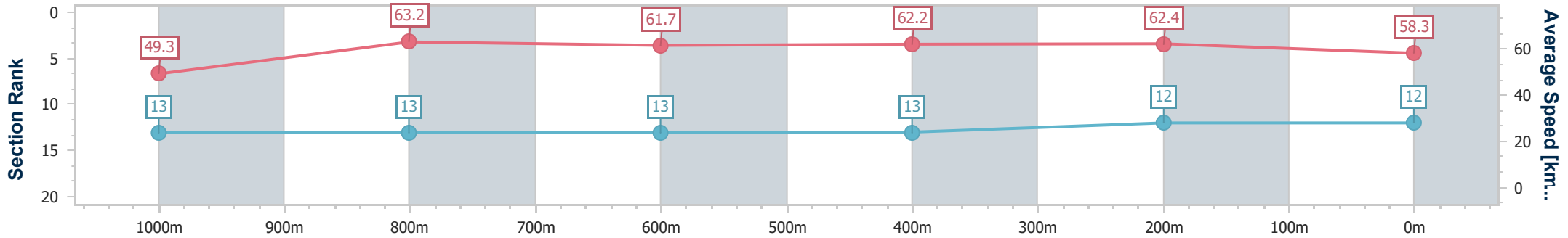
Race 6: SCOTT MCMAHON ELECTRICAL Maiden Plate - 1200m



16 June 2024 - 15:41

Track Rating: Soft 5, Weather: Fine, Rail Position: +7m 400m-  
W/Post; +9m Remainder

Section	Overall	1000m	800m	600m	400m	200m
Section Times	1:13.43 [12] (0:14.63)	0:58.80 [13] (0:11.41)	0:47.39 [13] (0:11.81)	0:35.58 [13] (0:11.68)	0:23.90 [13] (0:11.55)	0:12.35 [12] (0:12.35)
Average Speed [km/h]	49.3	63.2	61.7	62.2	62.4	58.3
Top Speed [km/h]	64.8	64.0	62.4	63.1	63.3	61.5
Avg. Dist. to Rail [m]	7.4	2.2	1.7	1.7	3.7	4.6
Avg. Stride Freq. [Hz]	2.3	2.3	2.2	2.3	2.3	2.2
Avg. Stride Length [m]	5.9	7.8	7.6	7.6	7.5	7.3



- [ ] Ranking at each section and finish
- .-.- No data available at this section
- NA No data available



Horse/Jockey Name	Rubos
Final Rank	13
Fastest Section Time (Section)	0:11.53 (1000m)
Top Speed [km/h] (Section)	66.0 (Overall)
Race State	Finished



Sunshine Coast QLD Professional

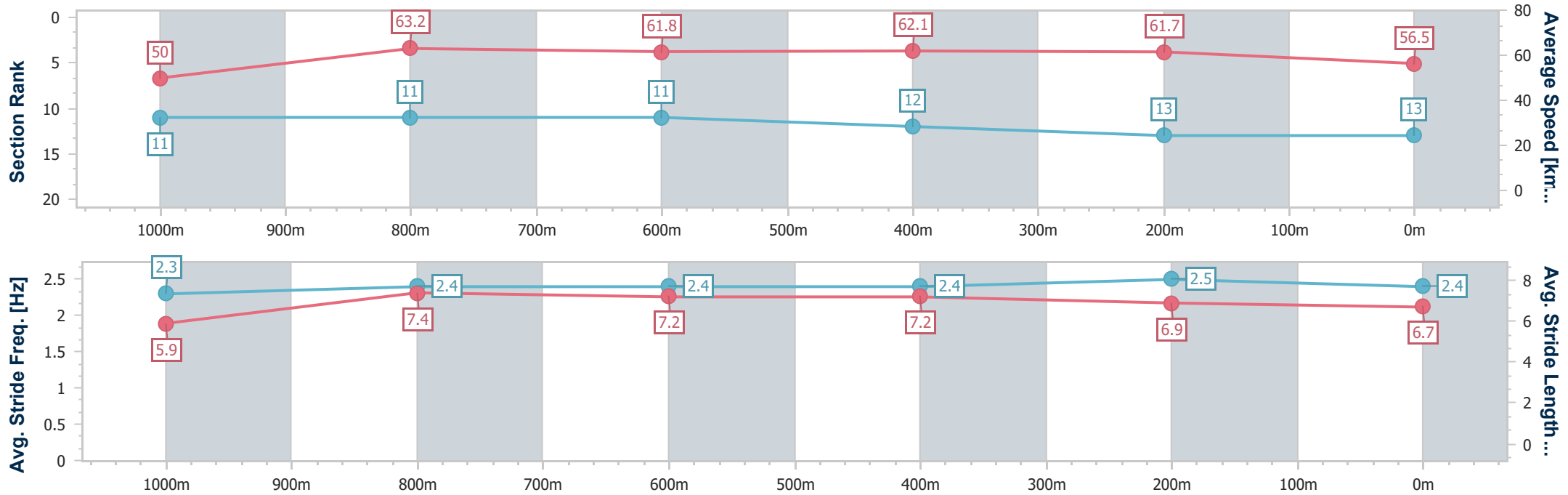
Race 6: SCOTT MCMAHON ELECTRICAL Maiden Plate - 1200m



16 June 2024 - 15:41

Track Rating: Soft 5, Weather: Fine, Rail Position: +7m 400m-  
W/Post; +9m Remainder

Section	Overall	1000m	800m	600m	400m	200m
Section Times	1:13.89 [13] (0:14.40)	0:59.49 [11] (0:11.53)	0:47.96 [11] (0:11.83)	0:36.13 [11] (0:11.71)	0:24.42 [12] (0:11.66)	0:12.76 [13] (0:12.76)
Average Speed [km/h]	50.0	63.2	61.8	62.1	61.7	56.5
Top Speed [km/h]	66.0	64.1	64.2	63.2	63.4	60.5
Avg. Dist. to Rail [m]	5.5	4.4	2.4	1.9	5.1	5.0
Avg. Stride Freq. [Hz]	2.3	2.4	2.4	2.4	2.5	2.4
Avg. Stride Length [m]	5.9	7.4	7.2	7.2	6.9	6.7



- [ ] Ranking at each section and finish
- .-.- No data available at this section
- NA No data available