



Sunshine Coast QLD Professional
Race 1: MARTIN COLLINS AUSTRALIA QTIS Two-Year-Old Maiden
Handicap - 1000m
16 June 2024 - 12:45



Track Rating: Soft 5, Weather: Fine, Rail Position: +7m 400m-W/Post; +9m Remainder

| Section | | | | | | | | | | | Last 600m | |
|-------------|-----|---|----------------------|----------------------|----------------------|---------------------------|---------------------------|---------------------------|---------------------------|---------------------------|-----------|------------------------|
| Field Times | | Overall | 800m | 600m | 400m | 200m | | | | | | |
| | | 0:58.57 (0:13.07) | 0:45.50 (0:10.79) | 0:34.71 (0:11.41) | 0:23.30 (0:11.28) | 0:12.02 (0:12.02) | | | | | | 0:34.71 |
| Rank | TAB | Horse/Jockey | Barrier | Top Speed [km/h] | Fastest Section | Overall | 800m | 600m | 400m | 200m | Margin | Distance Travelled [m] |
| 1 | 4 | STAR AMBITION James Orman | 16 | 70.6 Overall | 0:10.79 800m | 0:58.57 [1] (0:13.07) | 0:45.50 [1] (0:10.79) | 0:34.71 [1] (0:11.41) | 0:23.30 [1] (0:11.28) | 0:12.02 [1] (0:12.02) | 0:58.57 | 0:34.71 |
| 2 | 3 | KING SPIRIT Cody Collis | 4 | 68.9 800m | 0:10.65 800m | 0:58.66 [2] (0:13.33) | 0:45.33 [3] (0:10.65) | 0:34.68 [2] (0:11.42) | 0:23.26 [2] (0:11.30) | 0:11.96 [2] (0:11.96) | 0.4L | 0:34.68 +0 |
| 3 | 8 | MACONDA Ron Stewart | 5 | 68.6 800m | 0:10.90 800m | 0:59.12 [3] (0:13.55) | 0:45.57 [7] (0:10.90) | 0:34.67 [6] (0:11.33) | 0:23.34 [7] (0:11.32) | 0:12.02 [6] (0:12.02) | 2.9L | 0:34.67 +0 |
| 4 | 14 | RESOLUTE LADY Adin Thompson | 1 | 69.0 Overall | 0:10.78 800m | 0:59.22 [4] (0:13.52) | 0:45.70 [6] (0:10.78) | 0:34.92 [5] (0:11.36) | 0:23.56 [4] (0:11.31) | 0:12.25 [3] (0:12.25) | 3.4L | 0:34.92 +0 |
| 5 | 9 | MADAME LEXIS Samantha Collett | 2 | 68.4 Overall | 0:10.77 800m | 0:59.39 [5] (0:13.75) | 0:45.64 [9] (0:10.77) | 0:34.87 [8] (0:11.33) | 0:23.54 [8] (0:11.41) | 0:12.13 [8] (0:12.13) | 4.2L | 0:34.87 -1 |
| 6 | 13 | THE SOUR Jim Byrne | 7 | 68.1 800m | 0:10.98 800m | 0:59.42 [6] (0:13.51) | 0:45.91 [5] (0:10.98) | 0:34.93 [7] (0:11.28) | 0:23.65 [6] (0:11.26) | 0:12.39 [4] (0:12.39) | 4.4L | 0:34.93 +6 |
| 7 | 12 | TAPATI Nikita Beriman | 17 | 69.3 Overall | 0:10.91 800m | 0:59.44 [7] (0:13.38) | 0:46.06 [4] (0:10.91) | 0:35.15 [4] (0:11.40) | 0:23.75 [5] (0:11.45) | 0:12.30 [7] (0:12.30) | 4.5L | 0:35.15 +4 |
| 8 | 11 | RED FEATHER BOA Georgina Cartwright | 3 | 69.7 800m | 0:10.73 800m | 0:59.50 [8] (0:13.28) | 0:46.22 [2] (0:10.73) | 0:35.49 [3] (0:11.54) | 0:23.95 [3] (0:11.53) | 0:12.42 [5] (0:12.42) | 4.7L | 0:35.49 +0 |
| 9 | 6 | SPIRITED Tahlia Fenlon | 12 | 67.1 400m | 0:11.07 400m | 0:59.56 [9] (0:13.81) | 0:45.75 [10] (0:11.13) | 0:34.62 [11] (0:11.26) | 0:23.36 [11] (0:11.07) | 0:12.29 [9] (0:12.29) | 4.9L | 0:34.62 +2 |
| 10 | 5 | UNCLE IAN Jag Guthmann-Chester | 8 | 68.1 800m | 0:10.90 800m | 0:59.69 [10] (0:13.73) | 0:45.96 [8] (0:10.90) | 0:35.06 [9] (0:11.40) | 0:23.66 [9] (0:11.28) | 0:12.38 [10] (0:12.38) | 5.4L | 0:35.06 +6 |

Scratched: Ice Blizzard (#18), Shehungthemoon (#1), Mythbusta (#17), Alpine Raider (#15), Ciphertext (#7), Warrior Head (#2), Party Island (#10)

[] Ranking at each section and finish
 -:-:- No data available at this section
 NA No data available
 SCN Saddle cloth number
 DNF Did not finish
 DNT Did not track



Sunshine Coast QLD Professional
Race 1: MARTIN COLLINS AUSTRALIA QTIS Two-Year-Old Maiden
Handicap - 1000m
16 June 2024 - 12:45



Track Rating: Soft 5, Weather: Fine, Rail Position: +7m 400m-W/Post; +9m Remainder

| Section | Overall | 800m | 600m | 400m | 200m | Last 600m |
|-------------|----------------------|----------------------|----------------------|----------------------|----------------------|-----------|
| Field Times | 0:58.57 (0:13.07) | 0:45.50 (0:10.79) | 0:34.71 (0:11.41) | 0:23.30 (0:11.28) | 0:12.02 (0:12.02) | 0:34.71 |

| Rank | TAB | Horse/Jockey | Barrier | Top Speed [km/h] | Fastest Section | Margin | Distance Travelled [m] |
|------|-----|-----------------|---------|------------------|---------------------------|--------|------------------------|
| 11 | 16 | FIREFORCE | 11 | 67.7 | 0:10.93 | 8.2L | +5 |
| | | Damien Thornton | | Overall | 800m | | |
| | | | | | 1:00.17 [11] (0:13.81) | | |
| | | | | | 0:46.36 [11] (0:10.93) | | |
| | | | | | 0:35.43 [10] (0:11.31) | | |
| | | | | | 0:24.12 [10] (0:11.34) | | |
| | | | | | 0:12.78 [11] (0:12.78) | | |

Scratched: Ice Blizzard (#18), Shehungthemoon (#1), Mythbusta (#17), Alpine Raider (#15), Ciphertext (#7), Warrior Head (#2), Party Island (#10)

[] Ranking at each section and finish
 -:-:-:- No data available at this section
 NA No data available

SCN Saddle cloth number
 DNF Did not finish
 DNT Did not track



| | |
|--------------------------------|----------------|
| Horse/Jockey Name | Star Ambition |
| Final Rank | 1 |
| Fastest Section Time (Section) | 0:10.79 (800m) |
| Top Speed [km/h] (Section) | 70.6 (Overall) |
| Race State | Finished |



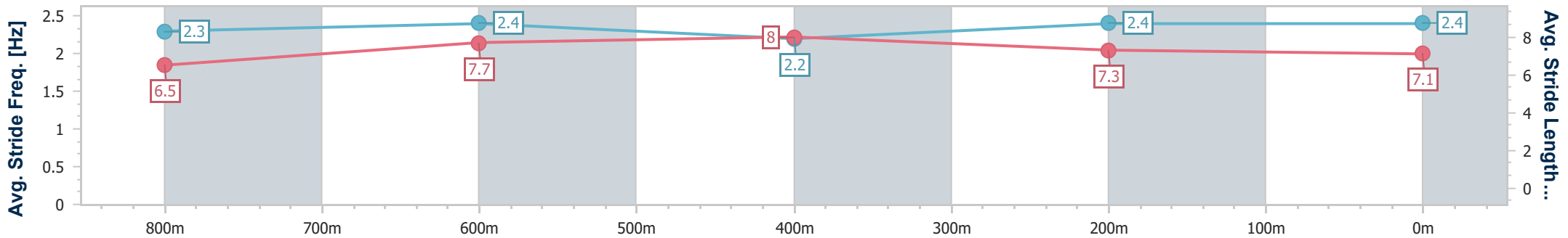
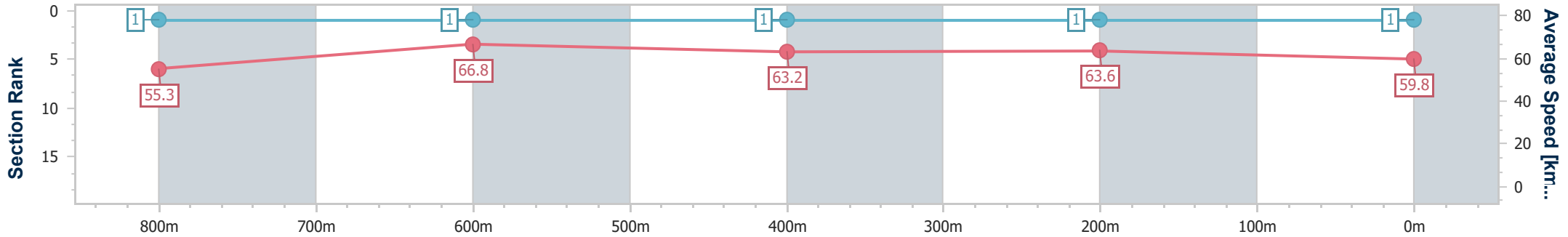
Sunshine Coast QLD Professional
 Race 1: MARTIN COLLINS AUSTRALIA QTIS Two-Year-Old
 Maiden Handicap - 1000m



16 June 2024 - 12:45

Track Rating: Soft 5, Weather: Fine, Rail Position: +7m 400m-
 W/Post; +9m Remainder

| Section | Overall | 800m | 600m | 400m | 200m |
|------------------------|--------------------------|--------------------------|--------------------------|--------------------------|--------------------------|
| Section Times | 0:58.57 [1] (0:13.07) | 0:45.50 [1] (0:10.79) | 0:34.71 [1] (0:11.41) | 0:23.30 [1] (0:11.28) | 0:12.02 [1] (0:12.02) |
| Average Speed [km/h] | 55.3 | 66.8 | 63.2 | 63.6 | 59.8 |
| Top Speed [km/h] | 70.6 | 70.6 | 64.1 | 64.8 | 62.6 |
| Avg. Dist. to Rail [m] | 8.5 | 1.8 | 0.4 | 0.7 | 0.6 |
| Avg. Stride Freq. [Hz] | 2.3 | 2.4 | 2.2 | 2.4 | 2.4 |
| Avg. Stride Length [m] | 6.5 | 7.7 | 8.0 | 7.3 | 7.1 |



- [] Ranking at each section and finish
- .-.- No data available at this section
- NA No data available



| | |
|--------------------------------|----------------|
| Horse/Jockey Name | King Spirit |
| Final Rank | 2 |
| Fastest Section Time (Section) | 0:10.65 (800m) |
| Top Speed [km/h] (Section) | 68.9 (800m) |
| Race State | Finished |



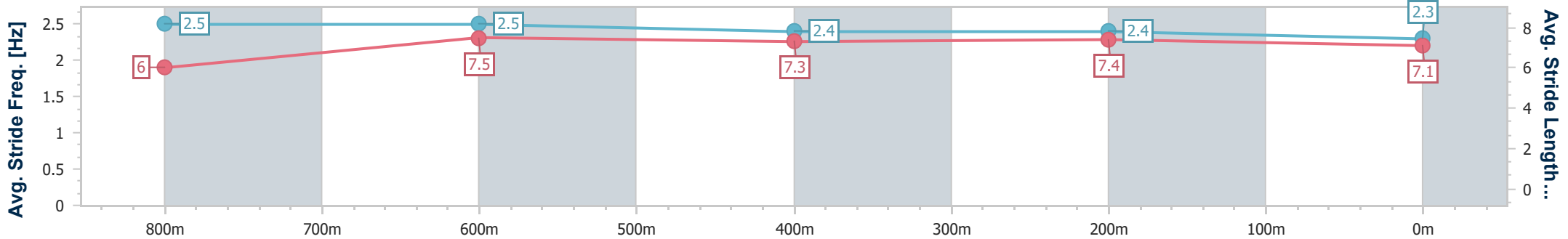
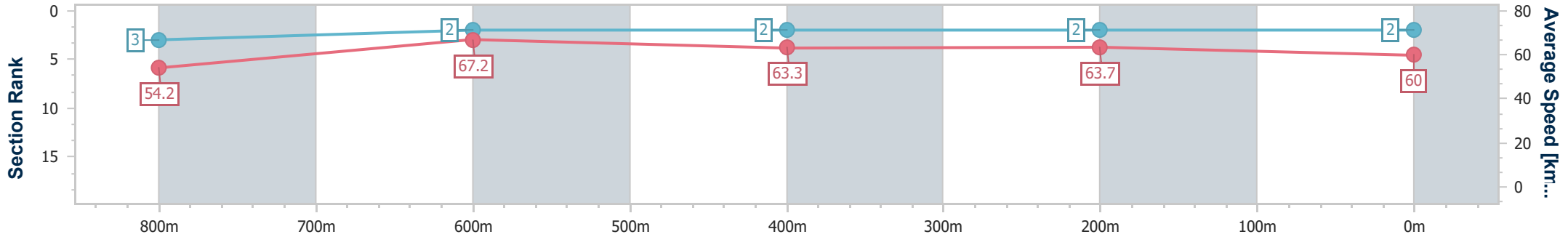
Sunshine Coast QLD Professional
 Race 1: MARTIN COLLINS AUSTRALIA QTIS Two-Year-Old
 Maiden Handicap - 1000m



16 June 2024 - 12:45

Track Rating: Soft 5, Weather: Fine, Rail Position: +7m 400m-
 W/Post; +9m Remainder

| Section | Overall | 800m | 600m | 400m | 200m |
|------------------------|--------------------------|--------------------------|--------------------------|--------------------------|--------------------------|
| Section Times | 0:58.66 [2] (0:13.33) | 0:45.33 [3] (0:10.65) | 0:34.68 [2] (0:11.42) | 0:23.26 [2] (0:11.30) | 0:11.96 [2] (0:11.96) |
| Average Speed [km/h] | 54.2 | 67.2 | 63.3 | 63.7 | 60.0 |
| Top Speed [km/h] | 68.6 | 68.9 | 63.7 | 64.5 | 63.0 |
| Avg. Dist. to Rail [m] | 3.1 | 0.7 | 0.2 | 0.3 | 0.8 |
| Avg. Stride Freq. [Hz] | 2.5 | 2.5 | 2.4 | 2.4 | 2.3 |
| Avg. Stride Length [m] | 6.0 | 7.5 | 7.3 | 7.4 | 7.1 |



- [] Ranking at each section and finish
- .-.- No data available at this section
- NA No data available



| | |
|--------------------------------|----------------|
| Horse/Jockey Name | Maconda |
| Final Rank | 3 |
| Fastest Section Time (Section) | 0:10.90 (800m) |
| Top Speed [km/h] (Section) | 68.6 (800m) |
| Race State | Finished |



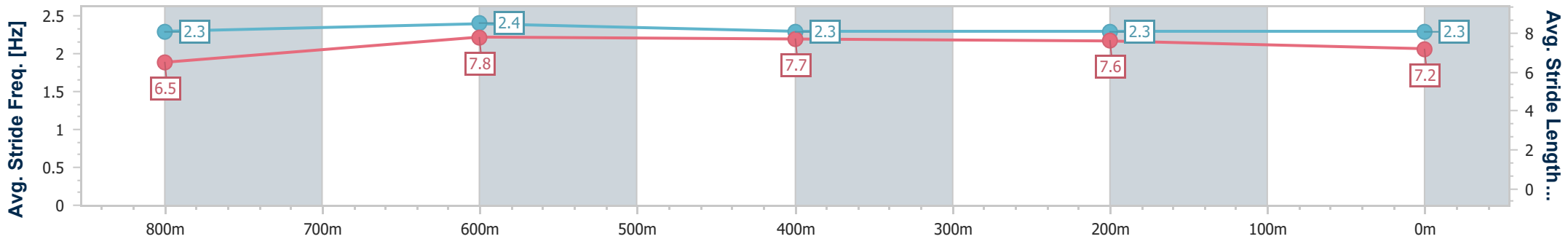
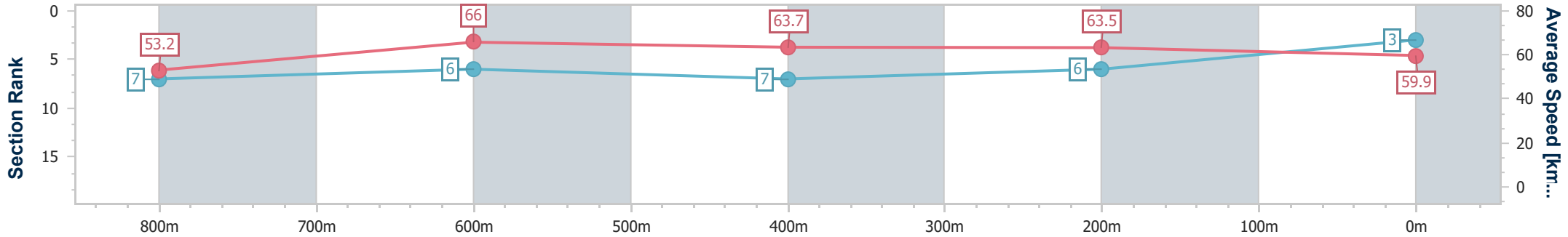
Sunshine Coast QLD Professional
 Race 1: MARTIN COLLINS AUSTRALIA QTIS Two-Year-Old
 Maiden Handicap - 1000m



16 June 2024 - 12:45

Track Rating: Soft 5, Weather: Fine, Rail Position: +7m 400m-
 W/Post; +9m Remainder

| Section | Overall | 800m | 600m | 400m | 200m |
|------------------------|--------------------------|--------------------------|--------------------------|--------------------------|--------------------------|
| Section Times | 0:59.12 [3] (0:13.55) | 0:45.57 [7] (0:10.90) | 0:34.67 [6] (0:11.33) | 0:23.34 [7] (0:11.32) | 0:12.02 [6] (0:12.02) |
| Average Speed [km/h] | 53.2 | 66.0 | 63.7 | 63.5 | 59.9 |
| Top Speed [km/h] | 67.8 | 68.6 | 65.1 | 64.3 | 62.5 |
| Avg. Dist. to Rail [m] | 4.4 | 0.7 | 0.4 | 2.2 | 4.0 |
| Avg. Stride Freq. [Hz] | 2.3 | 2.4 | 2.3 | 2.3 | 2.3 |
| Avg. Stride Length [m] | 6.5 | 7.8 | 7.7 | 7.6 | 7.2 |



- [] Ranking at each section and finish
- .-.- No data available at this section
- NA No data available



| | |
|--------------------------------|----------------|
| Horse/Jockey Name | Resolute Lady |
| Final Rank | 4 |
| Fastest Section Time (Section) | 0:10.78 (800m) |
| Top Speed [km/h] (Section) | 69.0 (Overall) |
| Race State | Finished |



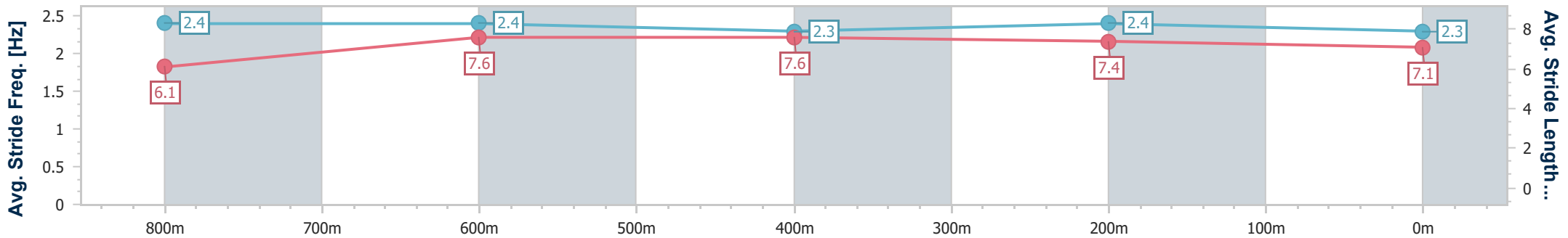
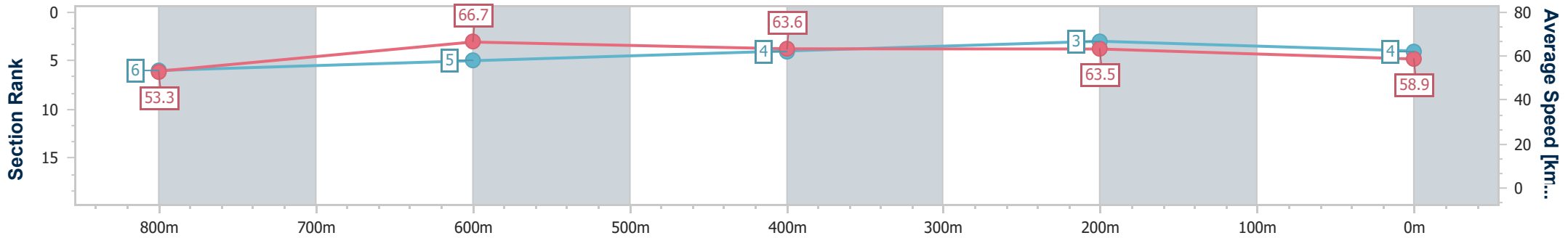
Sunshine Coast QLD Professional
Race 1: MARTIN COLLINS AUSTRALIA QTIS Two-Year-Old
Maiden Handicap - 1000m



16 June 2024 - 12:45

Track Rating: Soft 5, Weather: Fine, Rail Position: +7m 400m-
W/Post; +9m Remainder

| Section | Overall | 800m | 600m | 400m | 200m |
|------------------------|--------------------------|--------------------------|--------------------------|--------------------------|--------------------------|
| Section Times | 0:59.22 [4] (0:13.52) | 0:45.70 [6] (0:10.78) | 0:34.92 [5] (0:11.36) | 0:23.56 [4] (0:11.31) | 0:12.25 [3] (0:12.25) |
| Average Speed [km/h] | 53.3 | 66.7 | 63.6 | 63.5 | 58.9 |
| Top Speed [km/h] | 69.0 | 68.9 | 66.1 | 64.7 | 61.8 |
| Avg. Dist. to Rail [m] | 1.3 | 0.5 | 0.4 | 2.0 | 1.2 |
| Avg. Stride Freq. [Hz] | 2.4 | 2.4 | 2.3 | 2.4 | 2.3 |
| Avg. Stride Length [m] | 6.1 | 7.6 | 7.6 | 7.4 | 7.1 |



- [] Ranking at each section and finish
- .-.- No data available at this section
- NA No data available



| | |
|--------------------------------|----------------|
| Horse/Jockey Name | Madame Lexis |
| Final Rank | 5 |
| Fastest Section Time (Section) | 0:10.77 (800m) |
| Top Speed [km/h] (Section) | 68.4 (Overall) |
| Race State | Finished |



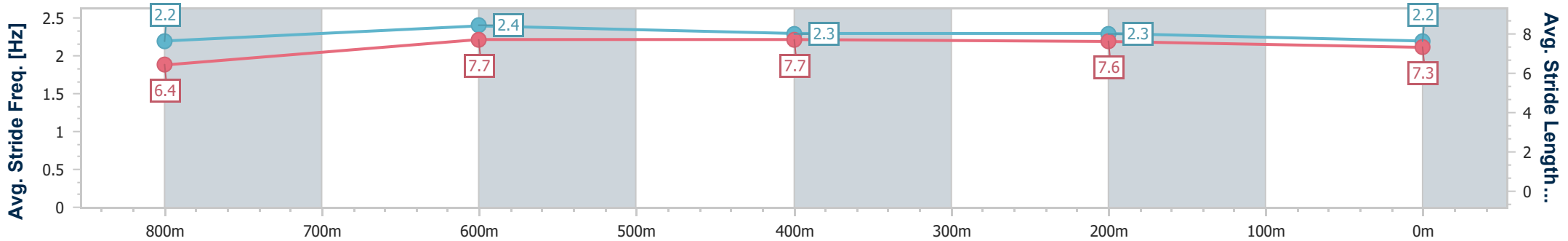
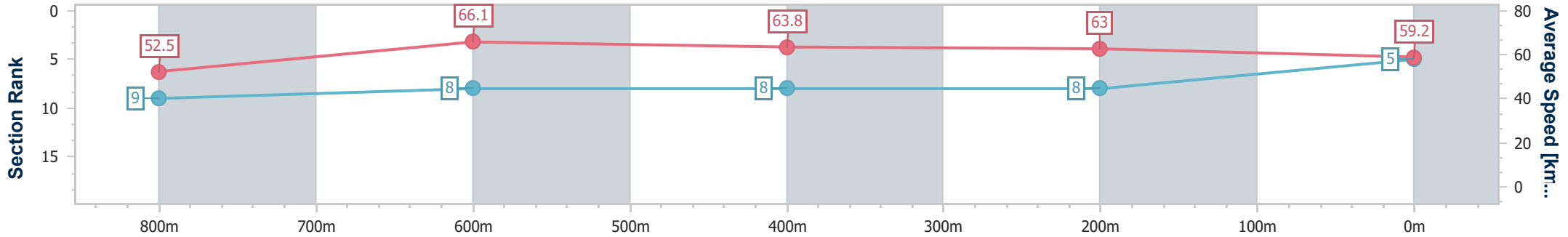
Sunshine Coast QLD Professional
 Race 1: MARTIN COLLINS AUSTRALIA QTIS Two-Year-Old
 Maiden Handicap - 1000m



16 June 2024 - 12:45

Track Rating: Soft 5, Weather: Fine, Rail Position: +7m 400m-
 W/Post; +9m Remainder

| Section | Overall | 800m | 600m | 400m | 200m |
|------------------------|--------------------------|--------------------------|--------------------------|--------------------------|--------------------------|
| Section Times | 0:59.39 [5] (0:13.75) | 0:45.64 [9] (0:10.77) | 0:34.87 [8] (0:11.33) | 0:23.54 [8] (0:11.41) | 0:12.13 [8] (0:12.13) |
| Average Speed [km/h] | 52.5 | 66.1 | 63.8 | 63.0 | 59.2 |
| Top Speed [km/h] | 68.4 | 68.4 | 64.7 | 64.2 | 61.6 |
| Avg. Dist. to Rail [m] | 1.3 | 1.8 | 0.6 | 1.6 | 1.6 |
| Avg. Stride Freq. [Hz] | 2.2 | 2.4 | 2.3 | 2.3 | 2.2 |
| Avg. Stride Length [m] | 6.4 | 7.7 | 7.7 | 7.6 | 7.3 |



- [] Ranking at each section and finish
- .-.- No data available at this section
- NA No data available



| | |
|--------------------------------|----------------|
| Horse/Jockey Name | The Sour |
| Final Rank | 6 |
| Fastest Section Time (Section) | 0:10.98 (800m) |
| Top Speed [km/h] (Section) | 68.1 (800m) |
| Race State | Finished |



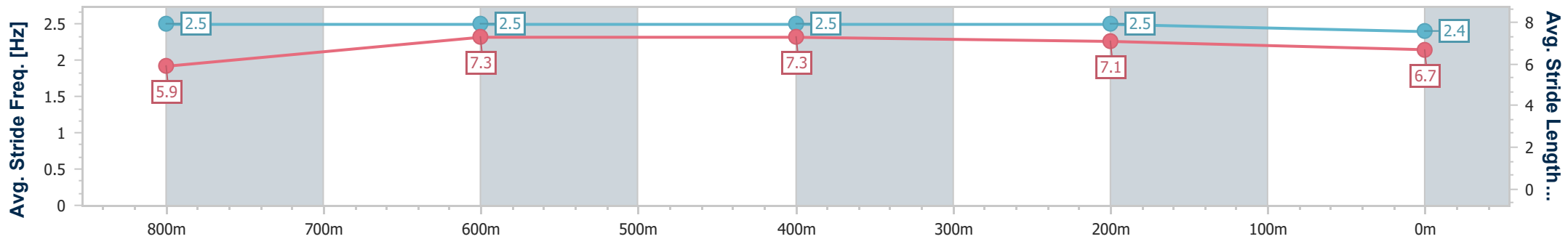
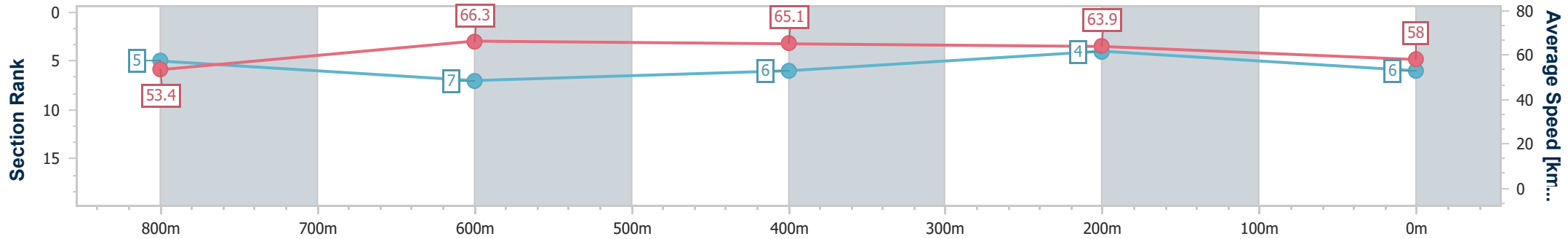
Sunshine Coast QLD Professional
 Race 1: MARTIN COLLINS AUSTRALIA QTIS Two-Year-Old
 Maiden Handicap - 1000m



16 June 2024 - 12:45

Track Rating: Soft 5, Weather: Fine, Rail Position: +7m 400m-
 W/Post; +9m Remainder

| Section | Overall | 800m | 600m | 400m | 200m |
|------------------------|--------------------------|--------------------------|--------------------------|--------------------------|--------------------------|
| Section Times | 0:59.42 [6] (0:13.51) | 0:45.91 [5] (0:10.98) | 0:34.93 [7] (0:11.28) | 0:23.65 [6] (0:11.26) | 0:12.39 [4] (0:12.39) |
| Average Speed [km/h] | 53.4 | 66.3 | 65.1 | 63.9 | 58.0 |
| Top Speed [km/h] | 67.9 | 68.1 | 66.0 | 66.0 | 61.7 |
| Avg. Dist. to Rail [m] | 5.2 | 2.8 | 3.8 | 6.5 | 6.3 |
| Avg. Stride Freq. [Hz] | 2.5 | 2.5 | 2.5 | 2.5 | 2.4 |
| Avg. Stride Length [m] | 5.9 | 7.3 | 7.3 | 7.1 | 6.7 |



- [] Ranking at each section and finish
- .-.- No data available at this section
- NA No data available



| | |
|--------------------------------|----------------|
| Horse/Jockey Name | Tapati |
| Final Rank | 7 |
| Fastest Section Time (Section) | 0:10.91 (800m) |
| Top Speed [km/h] (Section) | 69.3 (Overall) |
| Race State | Finished |



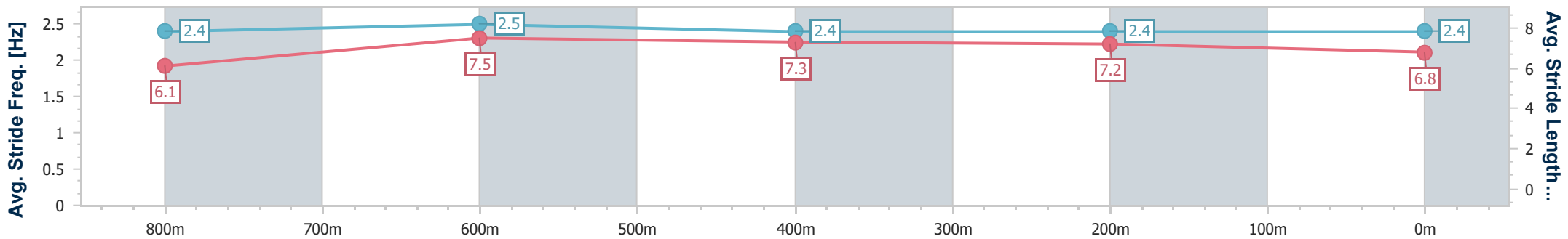
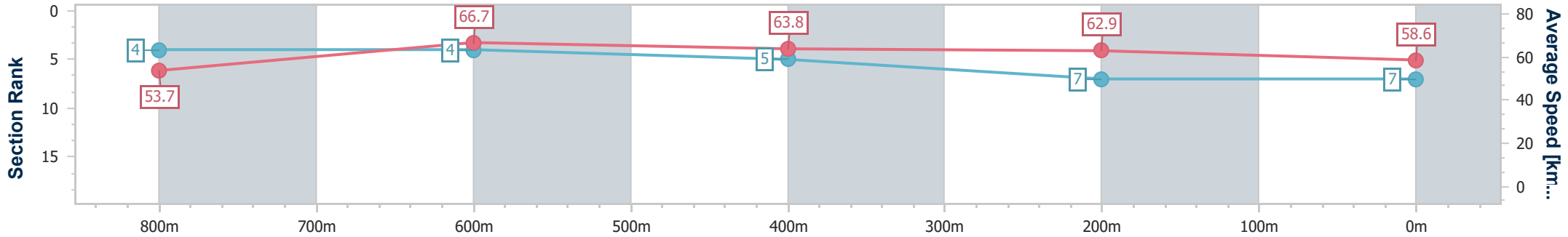
Sunshine Coast QLD Professional
 Race 1: MARTIN COLLINS AUSTRALIA QTIS Two-Year-Old
 Maiden Handicap - 1000m



16 June 2024 - 12:45

Track Rating: Soft 5, Weather: Fine, Rail Position: +7m 400m-
 W/Post; +9m Remainder

| Section | Overall | 800m | 600m | 400m | 200m |
|------------------------|--------------------------|--------------------------|--------------------------|--------------------------|--------------------------|
| Section Times | 0:59.44 [7] (0:13.38) | 0:46.06 [4] (0:10.91) | 0:35.15 [4] (0:11.40) | 0:23.75 [5] (0:11.45) | 0:12.30 [7] (0:12.30) |
| Average Speed [km/h] | 53.7 | 66.7 | 63.8 | 62.9 | 58.6 |
| Top Speed [km/h] | 69.3 | 68.8 | 65.2 | 64.1 | 60.7 |
| Avg. Dist. to Rail [m] | 9.1 | 2.6 | 2.1 | 4.2 | 4.2 |
| Avg. Stride Freq. [Hz] | 2.4 | 2.5 | 2.4 | 2.4 | 2.4 |
| Avg. Stride Length [m] | 6.1 | 7.5 | 7.3 | 7.2 | 6.8 |



- [] Ranking at each section and finish
- .-.- No data available at this section
- NA No data available



| | |
|--------------------------------|-----------------|
| Horse/Jockey Name | Red Feather Boa |
| Final Rank | 8 |
| Fastest Section Time (Section) | 0:10.73 (800m) |
| Top Speed [km/h] (Section) | 69.7 (800m) |
| Race State | Finished |



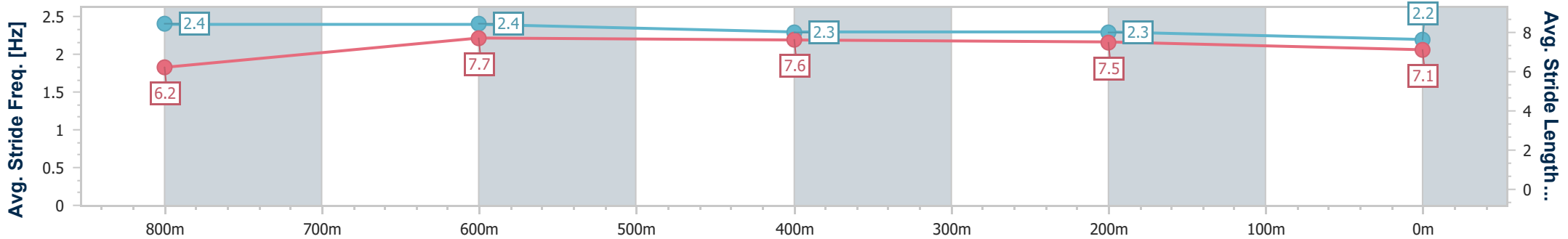
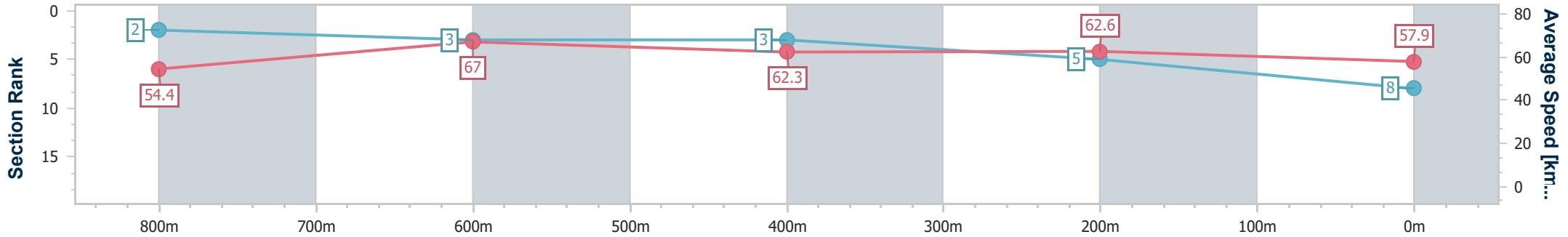
Sunshine Coast QLD Professional
 Race 1: MARTIN COLLINS AUSTRALIA QTIS Two-Year-Old
 Maiden Handicap - 1000m



16 June 2024 - 12:45

Track Rating: Soft 5, Weather: Fine, Rail Position: +7m 400m-
 W/Post; +9m Remainder

| Section | Overall | 800m | 600m | 400m | 200m |
|------------------------|--------------------------|--------------------------|--------------------------|--------------------------|--------------------------|
| Section Times | 0:59.50 [8] (0:13.28) | 0:46.22 [2] (0:10.73) | 0:35.49 [3] (0:11.54) | 0:23.95 [3] (0:11.53) | 0:12.42 [5] (0:12.42) |
| Average Speed [km/h] | 54.4 | 67.0 | 62.3 | 62.6 | 57.9 |
| Top Speed [km/h] | 69.5 | 69.7 | 64.1 | 63.7 | 60.8 |
| Avg. Dist. to Rail [m] | 1.9 | 0.5 | 0.5 | 0.5 | 0.6 |
| Avg. Stride Freq. [Hz] | 2.4 | 2.4 | 2.3 | 2.3 | 2.2 |
| Avg. Stride Length [m] | 6.2 | 7.7 | 7.6 | 7.5 | 7.1 |



- [] Ranking at each section and finish
- .-.- No data available at this section
- NA No data available



| | |
|--------------------------------|----------------|
| Horse/Jockey Name | Spirited |
| Final Rank | 9 |
| Fastest Section Time (Section) | 0:11.07 (400m) |
| Top Speed [km/h] (Section) | 67.1 (400m) |
| Race State | Finished |



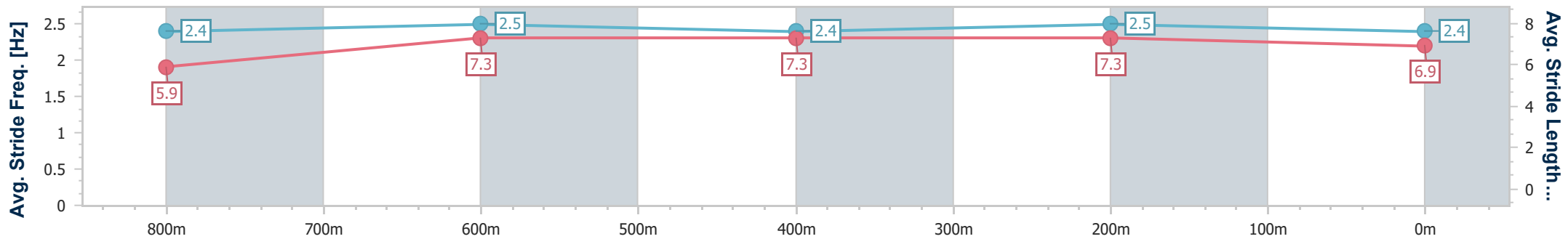
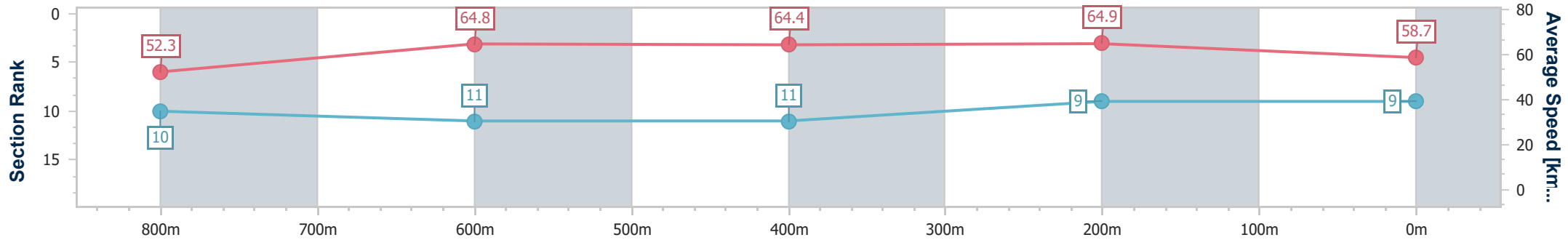
Sunshine Coast QLD Professional
 Race 1: MARTIN COLLINS AUSTRALIA QTIS Two-Year-Old
 Maiden Handicap - 1000m



16 June 2024 - 12:45

Track Rating: Soft 5, Weather: Fine, Rail Position: +7m 400m-
 W/Post; +9m Remainder

| Section | Overall | 800m | 600m | 400m | 200m |
|------------------------|--------------------------|---------------------------|---------------------------|---------------------------|--------------------------|
| Section Times | 0:59.56 [9] (0:13.81) | 0:45.75 [10] (0:11.13) | 0:34.62 [11] (0:11.26) | 0:23.36 [11] (0:11.07) | 0:12.29 [9] (0:12.29) |
| Average Speed [km/h] | 52.3 | 64.8 | 64.4 | 64.9 | 58.7 |
| Top Speed [km/h] | 65.4 | 66.2 | 66.6 | 67.1 | 63.6 |
| Avg. Dist. to Rail [m] | 8.5 | 2.0 | 0.8 | 6.3 | 6.2 |
| Avg. Stride Freq. [Hz] | 2.4 | 2.5 | 2.4 | 2.5 | 2.4 |
| Avg. Stride Length [m] | 5.9 | 7.3 | 7.3 | 7.3 | 6.9 |



- [] Ranking at each section and finish
- .-.- No data available at this section
- NA No data available



| | |
|--------------------------------|----------------|
| Horse/Jockey Name | Uncle Ian |
| Final Rank | 10 |
| Fastest Section Time (Section) | 0:10.90 (800m) |
| Top Speed [km/h] (Section) | 68.1 (800m) |
| Race State | Finished |



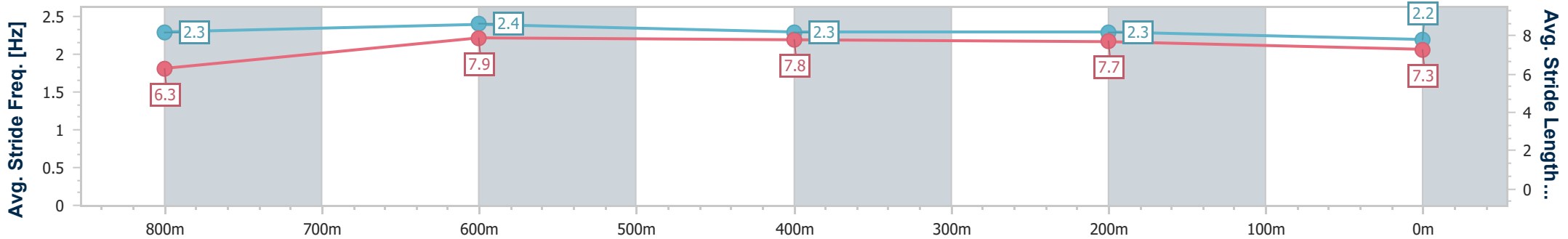
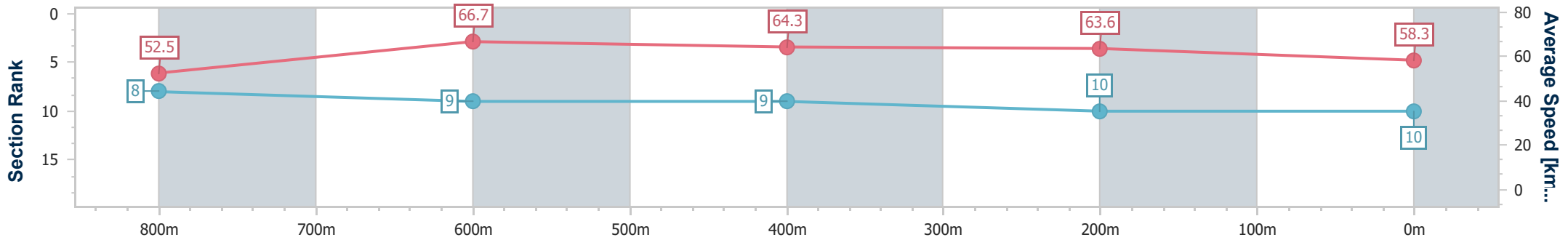
Sunshine Coast QLD Professional
 Race 1: MARTIN COLLINS AUSTRALIA QTIS Two-Year-Old
 Maiden Handicap - 1000m



16 June 2024 - 12:45

Track Rating: Soft 5, Weather: Fine, Rail Position: +7m 400m-
 W/Post; +9m Remainder

| Section | Overall | 800m | 600m | 400m | 200m |
|------------------------|---------------------------|--------------------------|--------------------------|--------------------------|---------------------------|
| Section Times | 0:59.69 [10] (0:13.73) | 0:45.96 [8] (0:10.90) | 0:35.06 [9] (0:11.40) | 0:23.66 [9] (0:11.28) | 0:12.38 [10] (0:12.38) |
| Average Speed [km/h] | 52.5 | 66.7 | 64.3 | 63.6 | 58.3 |
| Top Speed [km/h] | 66.9 | 68.1 | 65.0 | 65.4 | 62.1 |
| Avg. Dist. to Rail [m] | 7.7 | 2.3 | 3.1 | 5.0 | 5.7 |
| Avg. Stride Freq. [Hz] | 2.3 | 2.4 | 2.3 | 2.3 | 2.2 |
| Avg. Stride Length [m] | 6.3 | 7.9 | 7.8 | 7.7 | 7.3 |



- [] Ranking at each section and finish
- .-.- No data available at this section
- NA No data available



| | |
|--------------------------------|----------------|
| Horse/Jockey Name | Fireforce |
| Final Rank | 11 |
| Fastest Section Time (Section) | 0:10.93 (800m) |
| Top Speed [km/h] (Section) | 67.7 (Overall) |
| Race State | Finished |



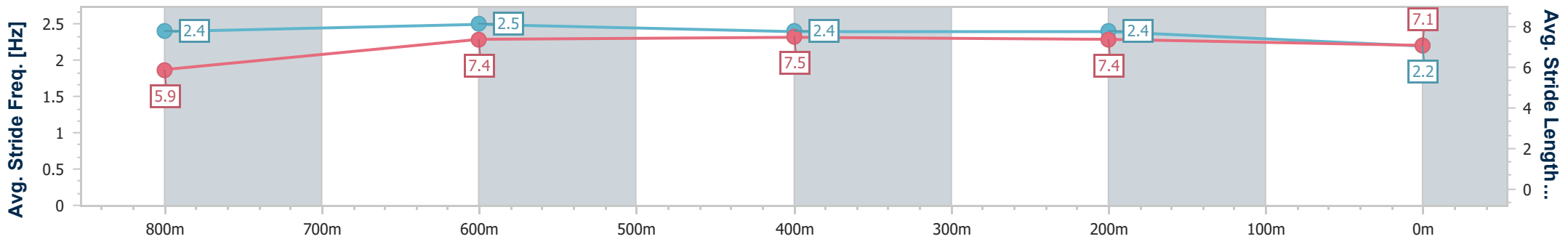
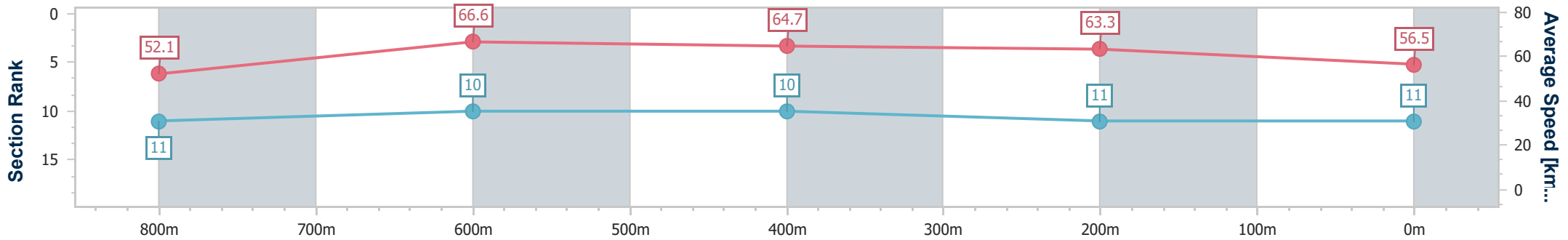
Sunshine Coast QLD Professional
 Race 1: MARTIN COLLINS AUSTRALIA QTIS Two-Year-Old
 Maiden Handicap - 1000m



16 June 2024 - 12:45

Track Rating: Soft 5, Weather: Fine, Rail Position: +7m 400m-
 W/Post; +9m Remainder

| Section | Overall | 800m | 600m | 400m | 200m |
|------------------------|---------------------------|---------------------------|---------------------------|---------------------------|---------------------------|
| Section Times | 1:00.17 [11] (0:13.81) | 0:46.36 [11] (0:10.93) | 0:35.43 [10] (0:11.31) | 0:24.12 [10] (0:11.34) | 0:12.78 [11] (0:12.78) |
| Average Speed [km/h] | 52.1 | 66.6 | 64.7 | 63.3 | 56.5 |
| Top Speed [km/h] | 67.7 | 67.7 | 65.9 | 64.9 | 60.7 |
| Avg. Dist. to Rail [m] | 7.7 | 2.7 | 2.7 | 5.6 | 6.1 |
| Avg. Stride Freq. [Hz] | 2.4 | 2.5 | 2.4 | 2.4 | 2.2 |
| Avg. Stride Length [m] | 5.9 | 7.4 | 7.5 | 7.4 | 7.1 |



- [] Ranking at each section and finish
- .-.- No data available at this section
- NA No data available



Sunshine Coast QLD Professional

Race 2: DIGITAL VISION DIRECT QTIS Three-Year-Old Handicap - 1000m

16 June 2024 - 13:20



Track Rating: Soft 5, Weather: Fine, Rail Position: +7m 400m-W/Post; +9m Remainder

| Section | | Overall | | | | | | | | | Last 600m | | |
|-------------|-----|------------------------------------|---------|------------------|-------------------|--------------------------|--------------------------|--------------------------|--------------------------|--------------------------|-------------------|-----------|------------------------|
| Field Times | | 0:57.75 (0:13.21) | | | | | | | | | 0:34.18 | | |
| | | 800m | | | 600m | | | 400m | | | 200m | | |
| | | 0:44.54 (0:10.36) | | | 0:34.18 (0:10.97) | | | 0:23.21 (0:11.24) | | | 0:11.97 (0:11.97) | | |
| Rank | TAB | Horse/Jockey | Barrier | Top Speed [km/h] | Fastest Section | Overall | 800m | 600m | 400m | 200m | Margin | Last 600m | Distance Travelled [m] |
| 1 | 3 | ENTERPRISE LUCIA Cody Collis | 4 | 69.0 800m | 0:10.74 800m | 0:57.75 [1] (0:13.40) | 0:44.35 [5] (0:10.74) | 0:33.61 [4] (0:10.94) | 0:22.67 [4] (0:11.01) | 0:11.66 [3] (0:11.66) | 0:57.75 | 0:33.61 | |
| 2 | 11 | CHERMSIDE Bailey Wheeler | 1 | 69.8 Overall | 0:10.86 600m | 0:57.82 [2] (0:13.40) | 0:44.42 [4] (0:10.94) | 0:33.48 [5] (0:10.86) | 0:22.62 [5] (0:10.92) | 0:11.70 [4] (0:11.70) | 0.3L | 0:33.48 | -2 |
| 3 | 2 | KING YOSHI James Orman | 6 | 70.8 800m | 0:10.67 800m | 0:57.94 [3] (0:13.28) | 0:44.66 [2] (0:10.67) | 0:33.99 [2] (0:11.00) | 0:22.99 [2] (0:10.99) | 0:12.00 [2] (0:12.00) | 0.8L | 0:33.99 | +0 |
| 4 | 5 | TOWN CRIER Nikita Beriman | 7 | 70.3 800m | 0:10.72 800m | 0:57.99 [4] (0:13.68) | 0:44.31 [6] (0:10.72) | 0:33.59 [6] (0:10.83) | 0:22.76 [6] (0:11.00) | 0:11.76 [6] (0:11.76) | 1L | 0:33.59 | -2 |
| 5 | 6 | BEACHSIDE BABE Samantha Collett | 2 | 69.8 800m | 0:10.76 800m | 0:58.04 [5] (0:13.29) | 0:44.75 [3] (0:10.76) | 0:33.99 [3] (0:10.98) | 0:23.01 [3] (0:11.11) | 0:11.90 [5] (0:11.90) | 1.2L | 0:33.99 | -5 |
| 6 | 8 | ENCRYPTED ELEGANCE Emily Lang | 3 | 68.8 Overall | 0:10.36 800m | 0:58.15 [6] (0:13.21) | 0:44.94 [1] (0:10.36) | 0:34.58 [1] (0:10.97) | 0:23.61 [1] (0:11.24) | 0:12.37 [1] (0:12.37) | 1.7L | 0:34.58 | -6 |
| 7 | 9 | CRESSBROOK Angela Jones | 11 | 69.7 800m | 0:10.66 800m | 0:58.55 [7] (0:14.06) | 0:44.49 [9] (0:10.66) | 0:33.83 [8] (0:10.90) | 0:22.93 [8] (0:10.95) | 0:11.98 [8] (0:11.98) | 4L | 0:33.83 | +0 |
| 8 | 1 | CHAKRA BOY Cejay Graham | 5 | 68.5 800m | 0:10.82 800m | 0:58.60 [8] (0:13.86) | 0:44.74 [7] (0:10.82) | 0:33.92 [7] (0:10.93) | 0:22.99 [7] (0:10.88) | 0:12.11 [7] (0:12.11) | 4.2L | 0:33.92 | -4 |
| 9 | 4 | SOO SWEET Robbie Dolan | 8 | 68.5 800m | 0:10.84 800m | 0:58.67 [9] (0:14.04) | 0:44.63 [8] (0:10.84) | 0:33.79 [9] (0:11.02) | 0:22.77 [9] (0:11.04) | 0:11.73 [9] (0:11.73) | 4.5L | 0:33.79 | -4 |

Scratched: Caxton Lass (#10), Targeted (#7)

[] Ranking at each section and finish
 -:-:- No data available at this section
 NA No data available

SCN Saddle cloth number
 DNF Did not finish
 DNT Did not track



| | |
|--------------------------------|------------------|
| Horse/Jockey Name | Enterprise Lucia |
| Final Rank | 1 |
| Fastest Section Time (Section) | 0:10.74 (800m) |
| Top Speed [km/h] (Section) | 69.0 (800m) |
| Race State | Finished |



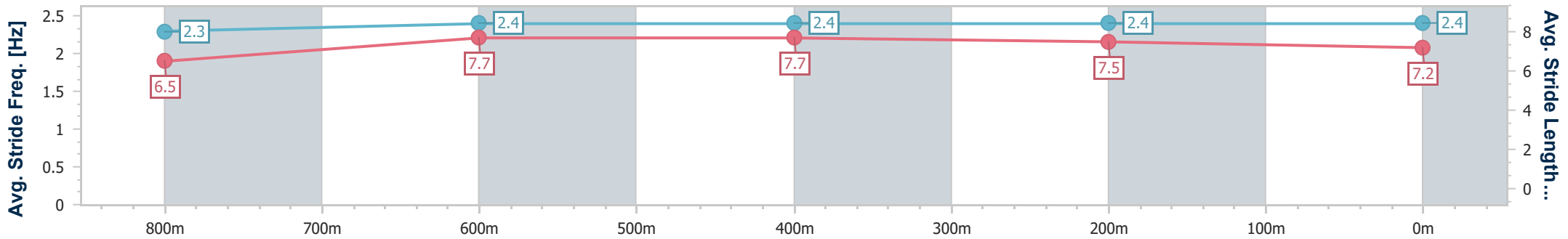
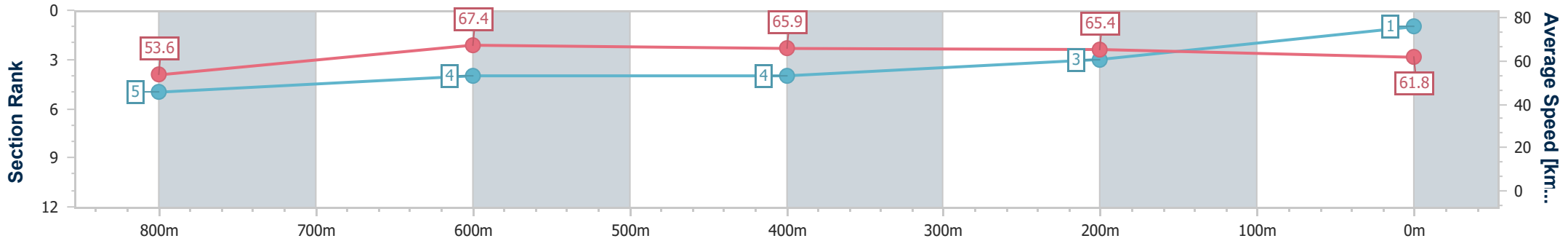
Sunshine Coast QLD Professional
 Race 2: DIGITAL VISION DIRECT QTIS Three-Year-Old
 Handicap - 1000m



16 June 2024 - 13:20

Track Rating: Soft 5, Weather: Fine, Rail Position: +7m 400m-
 W/Post; +9m Remainder

| Section | Overall | 800m | 600m | 400m | 200m |
|------------------------|--------------------------|--------------------------|--------------------------|--------------------------|--------------------------|
| Section Times | 0:57.75 [1] (0:13.40) | 0:44.35 [5] (0:10.74) | 0:33.61 [4] (0:10.94) | 0:22.67 [4] (0:11.01) | 0:11.66 [3] (0:11.66) |
| Average Speed [km/h] | 53.6 | 67.4 | 65.9 | 65.4 | 61.8 |
| Top Speed [km/h] | 68.1 | 69.0 | 67.6 | 67.4 | 65.6 |
| Avg. Dist. to Rail [m] | 4.4 | 1.4 | 0.4 | 3.2 | 5.0 |
| Avg. Stride Freq. [Hz] | 2.3 | 2.4 | 2.4 | 2.4 | 2.4 |
| Avg. Stride Length [m] | 6.5 | 7.7 | 7.7 | 7.5 | 7.2 |



- [] Ranking at each section and finish
- .-.- No data available at this section
- NA No data available



| | |
|--------------------------------|----------------|
| Horse/Jockey Name | Chermside |
| Final Rank | 2 |
| Fastest Section Time (Section) | 0:10.86 (600m) |
| Top Speed [km/h] (Section) | 69.8 (Overall) |
| Race State | Finished |



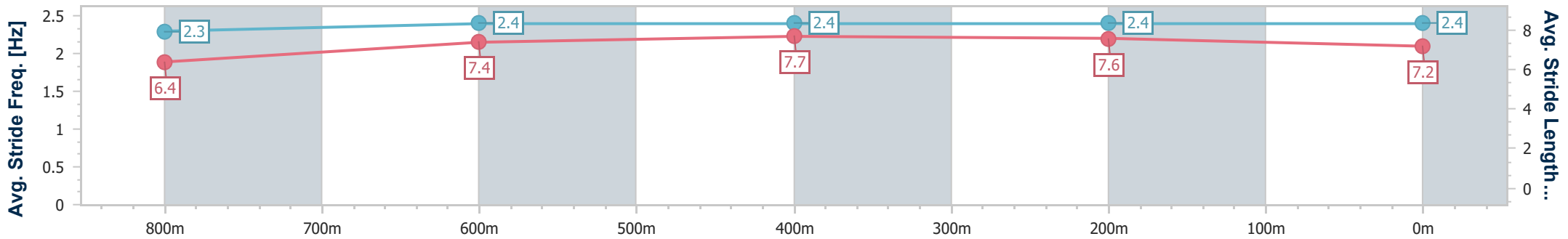
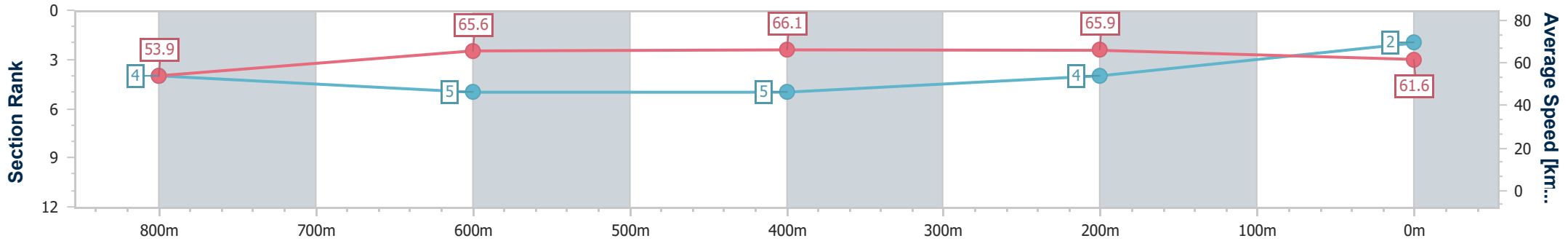
Sunshine Coast QLD Professional
Race 2: DIGITAL VISION DIRECT QTIS Three-Year-Old
Handicap - 1000m



16 June 2024 - 13:20

Track Rating: Soft 5, Weather: Fine, Rail Position: +7m 400m-
W/Post; +9m Remainder

| Section | Overall | 800m | 600m | 400m | 200m |
|------------------------|--------------------------|--------------------------|--------------------------|--------------------------|--------------------------|
| Section Times | 0:57.82 [2] (0:13.40) | 0:44.42 [4] (0:10.94) | 0:33.48 [5] (0:10.86) | 0:22.62 [5] (0:10.92) | 0:11.70 [4] (0:11.70) |
| Average Speed [km/h] | 53.9 | 65.6 | 66.1 | 65.9 | 61.6 |
| Top Speed [km/h] | 69.8 | 69.6 | 66.7 | 68.3 | 64.1 |
| Avg. Dist. to Rail [m] | 1.2 | 0.5 | 0.5 | 2.6 | 2.3 |
| Avg. Stride Freq. [Hz] | 2.3 | 2.4 | 2.4 | 2.4 | 2.4 |
| Avg. Stride Length [m] | 6.4 | 7.4 | 7.7 | 7.6 | 7.2 |



- [] Ranking at each section and finish
- .-.- No data available at this section
- NA No data available



| | |
|--------------------------------|----------------|
| Horse/Jockey Name | King Yoshi |
| Final Rank | 3 |
| Fastest Section Time (Section) | 0:10.67 (800m) |
| Top Speed [km/h] (Section) | 70.8 (800m) |
| Race State | Finished |



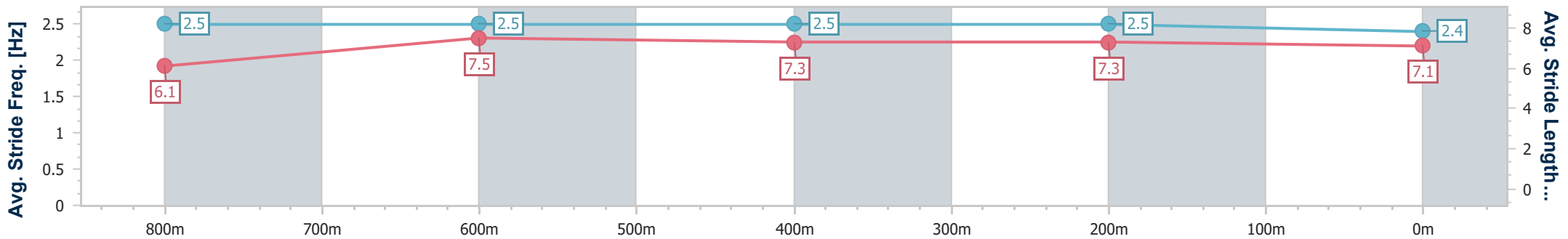
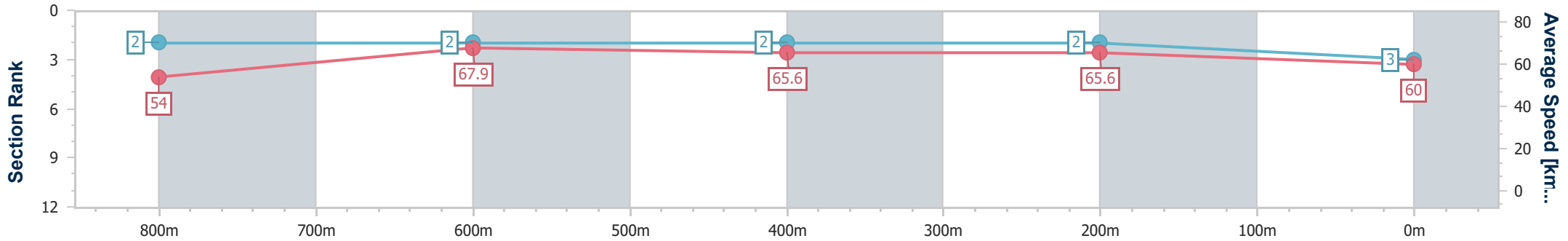
Sunshine Coast QLD Professional
Race 2: DIGITAL VISION DIRECT QTIS Three-Year-Old
Handicap - 1000m



16 June 2024 - 13:20

Track Rating: Soft 5, Weather: Fine, Rail Position: +7m 400m-
W/Post; +9m Remainder

| Section | Overall | 800m | 600m | 400m | 200m |
|------------------------|--------------------------|--------------------------|--------------------------|--------------------------|--------------------------|
| Section Times | 0:57.94 [3] (0:13.28) | 0:44.66 [2] (0:10.67) | 0:33.99 [2] (0:11.00) | 0:22.99 [2] (0:10.99) | 0:12.00 [2] (0:12.00) |
| Average Speed [km/h] | 54.0 | 67.9 | 65.6 | 65.6 | 60.0 |
| Top Speed [km/h] | 69.7 | 70.8 | 67.3 | 67.1 | 64.6 |
| Avg. Dist. to Rail [m] | 5.5 | 1.6 | 0.5 | 2.0 | 2.7 |
| Avg. Stride Freq. [Hz] | 2.5 | 2.5 | 2.5 | 2.5 | 2.4 |
| Avg. Stride Length [m] | 6.1 | 7.5 | 7.3 | 7.3 | 7.1 |



- [] Ranking at each section and finish
- .-.-.- No data available at this section
- NA No data available



| | |
|--------------------------------|----------------|
| Horse/Jockey Name | Town Crier |
| Final Rank | 4 |
| Fastest Section Time (Section) | 0:10.72 (800m) |
| Top Speed [km/h] (Section) | 70.3 (800m) |
| Race State | Finished |



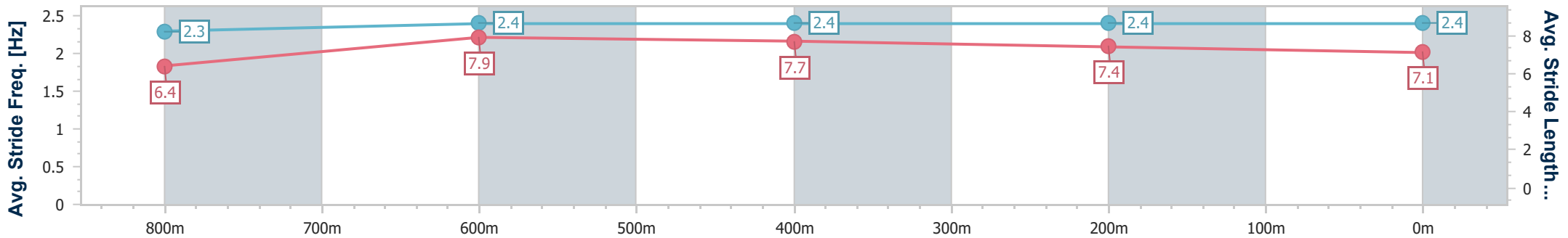
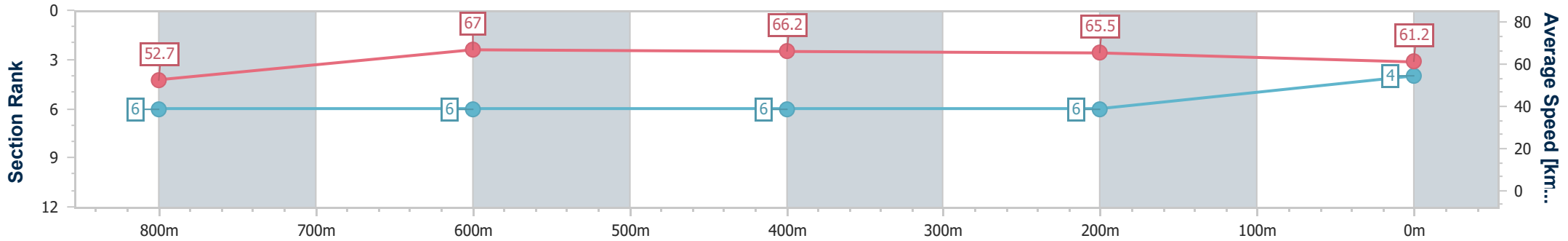
Sunshine Coast QLD Professional
Race 2: DIGITAL VISION DIRECT QTIS Three-Year-Old
Handicap - 1000m



16 June 2024 - 13:20

Track Rating: Soft 5, Weather: Fine, Rail Position: +7m 400m-
W/Post; +9m Remainder

| Section | Overall | 800m | 600m | 400m | 200m |
|------------------------|--------------------------|--------------------------|--------------------------|--------------------------|--------------------------|
| Section Times | 0:57.99 [4] (0:13.68) | 0:44.31 [6] (0:10.72) | 0:33.59 [6] (0:10.83) | 0:22.76 [6] (0:11.00) | 0:11.76 [6] (0:11.76) |
| Average Speed [km/h] | 52.7 | 67.0 | 66.2 | 65.5 | 61.2 |
| Top Speed [km/h] | 70.2 | 70.3 | 67.5 | 67.0 | 64.0 |
| Avg. Dist. to Rail [m] | 4.5 | 0.6 | 1.3 | 3.7 | 6.3 |
| Avg. Stride Freq. [Hz] | 2.3 | 2.4 | 2.4 | 2.4 | 2.4 |
| Avg. Stride Length [m] | 6.4 | 7.9 | 7.7 | 7.4 | 7.1 |



- [] Ranking at each section and finish
- .-.- No data available at this section
- NA No data available



| | |
|--------------------------------|----------------|
| Horse/Jockey Name | Beachside Babe |
| Final Rank | 5 |
| Fastest Section Time (Section) | 0:10.76 (800m) |
| Top Speed [km/h] (Section) | 69.8 (800m) |
| Race State | Finished |



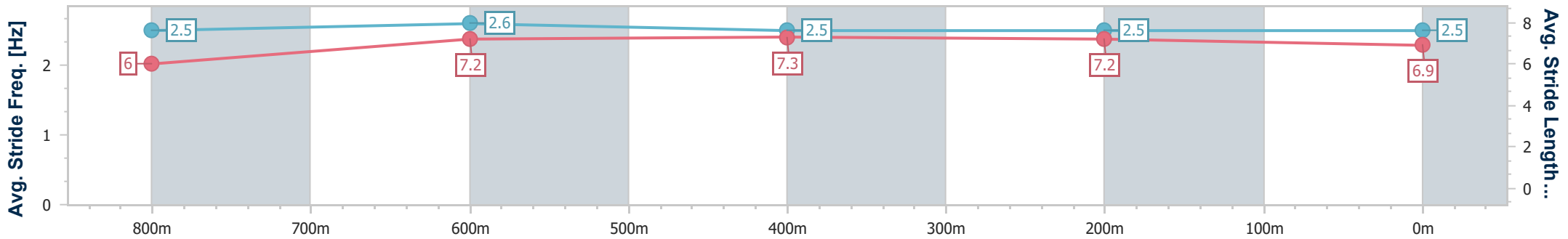
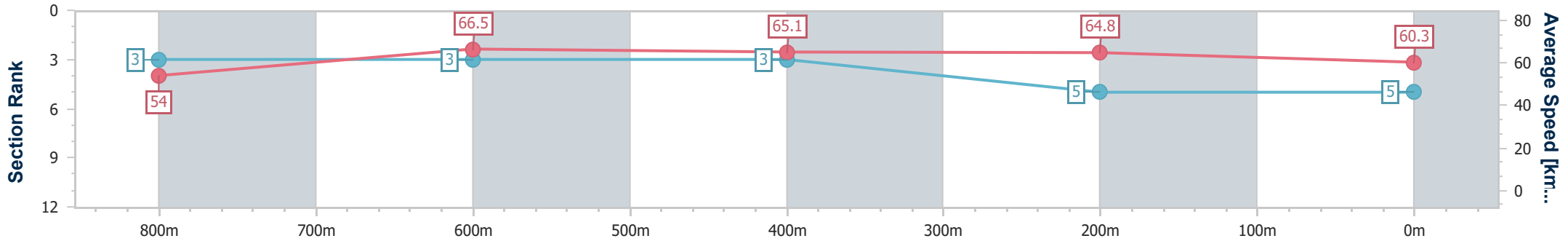
Sunshine Coast QLD Professional
Race 2: DIGITAL VISION DIRECT QTIS Three-Year-Old Handicap - 1000m



16 June 2024 - 13:20

Track Rating: Soft 5, Weather: Fine, Rail Position: +7m 400m-W/Post; +9m Remainder

| Section | Overall | 800m | 600m | 400m | 200m |
|------------------------|--------------------------|--------------------------|--------------------------|--------------------------|--------------------------|
| Section Times | 0:58.04 [5] (0:13.29) | 0:44.75 [3] (0:10.76) | 0:33.99 [3] (0:10.98) | 0:23.01 [3] (0:11.11) | 0:11.90 [5] (0:11.90) |
| Average Speed [km/h] | 54.0 | 66.5 | 65.1 | 64.8 | 60.3 |
| Top Speed [km/h] | 69.7 | 69.8 | 66.2 | 65.4 | 64.9 |
| Avg. Dist. to Rail [m] | 1.3 | 1.3 | 1.6 | 0.5 | 1.0 |
| Avg. Stride Freq. [Hz] | 2.5 | 2.6 | 2.5 | 2.5 | 2.5 |
| Avg. Stride Length [m] | 6.0 | 7.2 | 7.3 | 7.2 | 6.9 |



- [] Ranking at each section and finish
- .-.- No data available at this section
- NA No data available



| | |
|--------------------------------|--------------------|
| Horse/Jockey Name | Encrypted Elegance |
| Final Rank | 6 |
| Fastest Section Time (Section) | 0:10.36 (800m) |
| Top Speed [km/h] (Section) | 68.8 (Overall) |
| Race State | Finished |



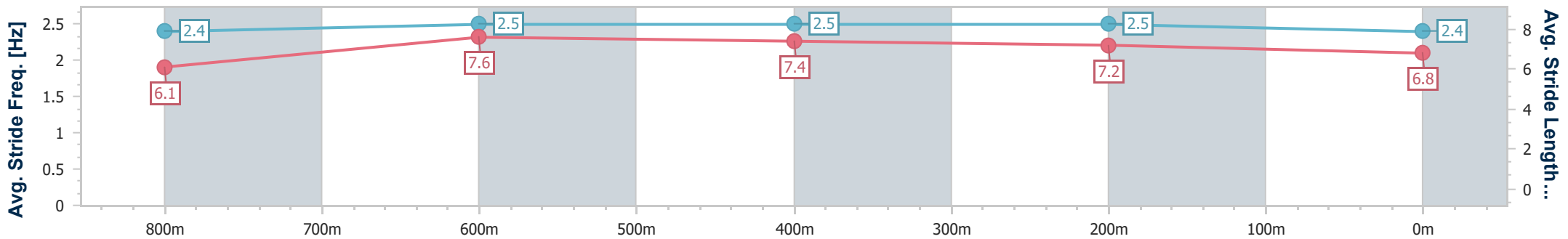
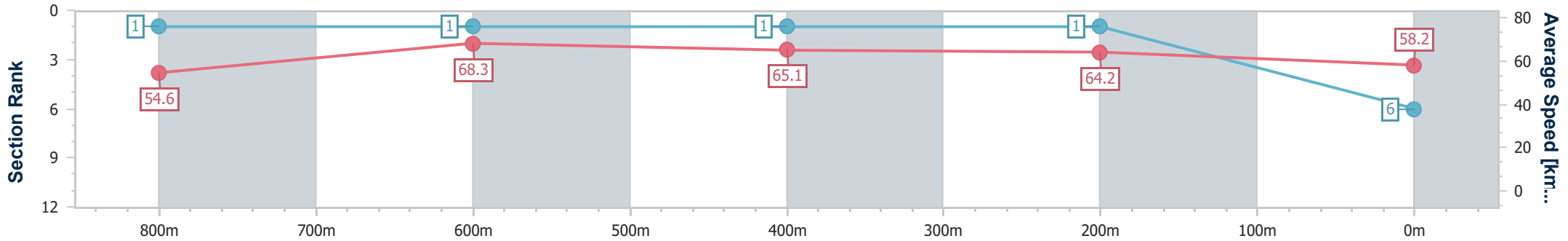
Sunshine Coast QLD Professional
 Race 2: DIGITAL VISION DIRECT QTIS Three-Year-Old
 Handicap - 1000m



16 June 2024 - 13:20

Track Rating: Soft 5, Weather: Fine, Rail Position: +7m 400m-
 W/Post; +9m Remainder

| Section | Overall | 800m | 600m | 400m | 200m |
|------------------------|--------------------------|--------------------------|--------------------------|--------------------------|--------------------------|
| Section Times | 0:58.15 [6] (0:13.21) | 0:44.94 [1] (0:10.36) | 0:34.58 [1] (0:10.97) | 0:23.61 [1] (0:11.24) | 0:12.37 [1] (0:12.37) |
| Average Speed [km/h] | 54.6 | 68.3 | 65.1 | 64.2 | 58.2 |
| Top Speed [km/h] | 68.8 | 67.7 | 66.3 | 65.7 | 61.6 |
| Avg. Dist. to Rail [m] | 1.3 | 2.8 | 1.5 | 1.0 | 1.0 |
| Avg. Stride Freq. [Hz] | 2.4 | 2.5 | 2.5 | 2.5 | 2.4 |
| Avg. Stride Length [m] | 6.1 | 7.6 | 7.4 | 7.2 | 6.8 |



- [] Ranking at each section and finish
- .-.- No data available at this section
- NA No data available



| | |
|--------------------------------|----------------|
| Horse/Jockey Name | Cressbrook |
| Final Rank | 7 |
| Fastest Section Time (Section) | 0:10.66 (800m) |
| Top Speed [km/h] (Section) | 69.7 (800m) |
| Race State | Finished |



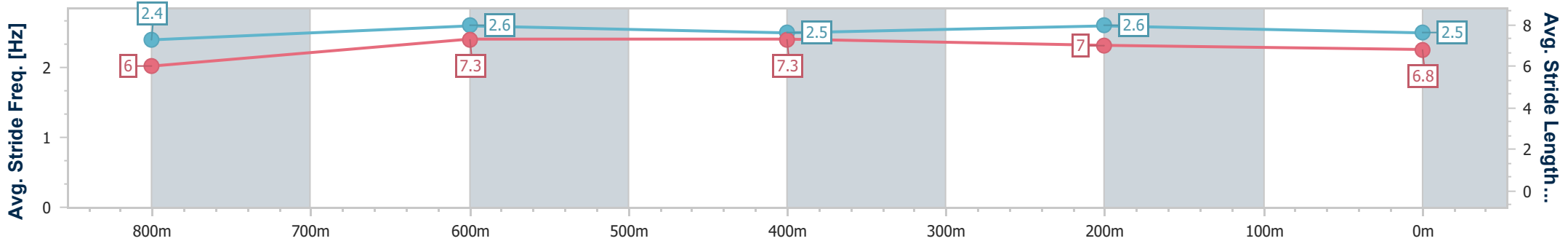
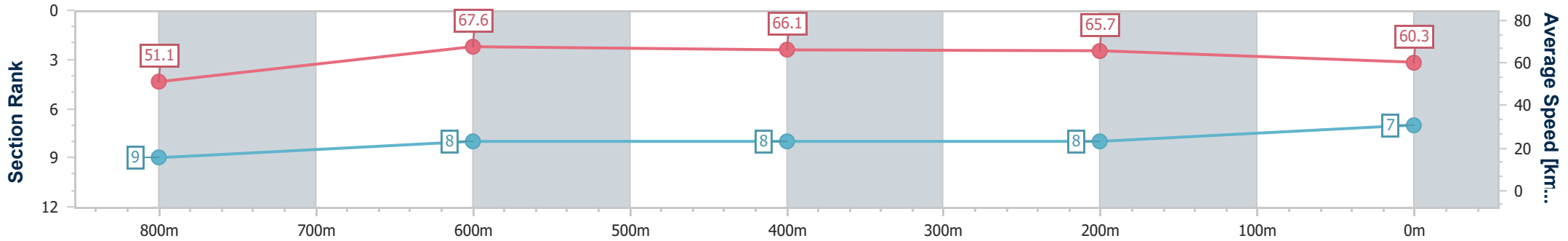
Sunshine Coast QLD Professional
 Race 2: DIGITAL VISION DIRECT QTIS Three-Year-Old
 Handicap - 1000m



16 June 2024 - 13:20

Track Rating: Soft 5, Weather: Fine, Rail Position: +7m 400m-
 W/Post; +9m Remainder

| Section | Overall | 800m | 600m | 400m | 200m |
|------------------------|--------------------------|--------------------------|--------------------------|--------------------------|--------------------------|
| Section Times | 0:58.55 [7] (0:14.06) | 0:44.49 [9] (0:10.66) | 0:33.83 [8] (0:10.90) | 0:22.93 [8] (0:10.95) | 0:11.98 [8] (0:11.98) |
| Average Speed [km/h] | 51.1 | 67.6 | 66.1 | 65.7 | 60.3 |
| Top Speed [km/h] | 68.4 | 69.7 | 67.6 | 67.2 | 64.0 |
| Avg. Dist. to Rail [m] | 6.7 | 1.2 | 1.5 | 5.9 | 7.3 |
| Avg. Stride Freq. [Hz] | 2.4 | 2.6 | 2.5 | 2.6 | 2.5 |
| Avg. Stride Length [m] | 6.0 | 7.3 | 7.3 | 7.0 | 6.8 |



- [] Ranking at each section and finish
- .-.- No data available at this section
- NA No data available



| | |
|--------------------------------|----------------|
| Horse/Jockey Name | Chakra Boy |
| Final Rank | 8 |
| Fastest Section Time (Section) | 0:10.82 (800m) |
| Top Speed [km/h] (Section) | 68.5 (800m) |
| Race State | Finished |



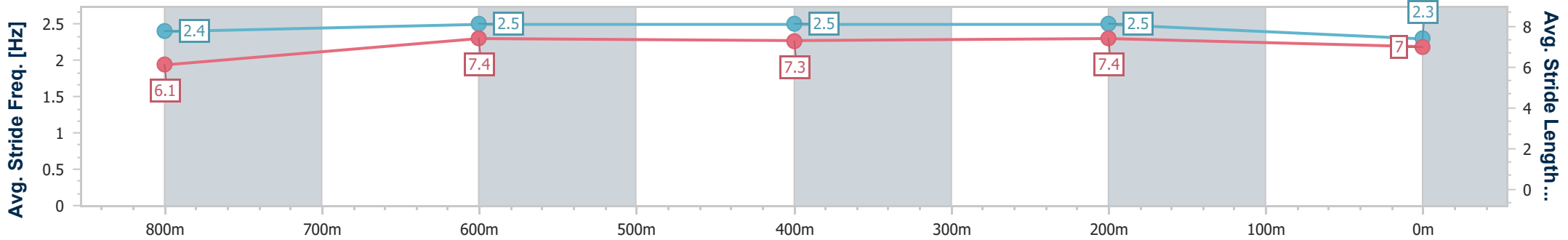
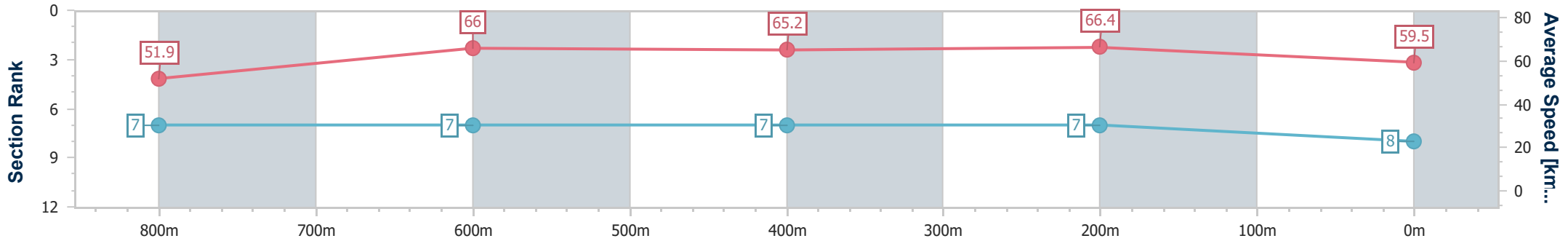
Sunshine Coast QLD Professional
Race 2: DIGITAL VISION DIRECT QTIS Three-Year-Old
Handicap - 1000m



16 June 2024 - 13:20

Track Rating: Soft 5, Weather: Fine, Rail Position: +7m 400m-
W/Post; +9m Remainder

| Section | Overall | 800m | 600m | 400m | 200m |
|------------------------|--------------------------|--------------------------|--------------------------|--------------------------|--------------------------|
| Section Times | 0:58.60 [8] (0:13.86) | 0:44.74 [7] (0:10.82) | 0:33.92 [7] (0:10.93) | 0:22.99 [7] (0:10.88) | 0:12.11 [7] (0:12.11) |
| Average Speed [km/h] | 51.9 | 66.0 | 65.2 | 66.4 | 59.5 |
| Top Speed [km/h] | 67.7 | 68.5 | 66.9 | 67.6 | 63.1 |
| Avg. Dist. to Rail [m] | 2.6 | 2.1 | 2.1 | 4.6 | 5.5 |
| Avg. Stride Freq. [Hz] | 2.4 | 2.5 | 2.5 | 2.5 | 2.3 |
| Avg. Stride Length [m] | 6.1 | 7.4 | 7.3 | 7.4 | 7.0 |



- [] Ranking at each section and finish
- .-.- No data available at this section
- NA No data available



| | |
|--------------------------------|----------------|
| Horse/Jockey Name | Soo Sweet |
| Final Rank | 9 |
| Fastest Section Time (Section) | 0:10.84 (800m) |
| Top Speed [km/h] (Section) | 68.5 (800m) |
| Race State | Finished |

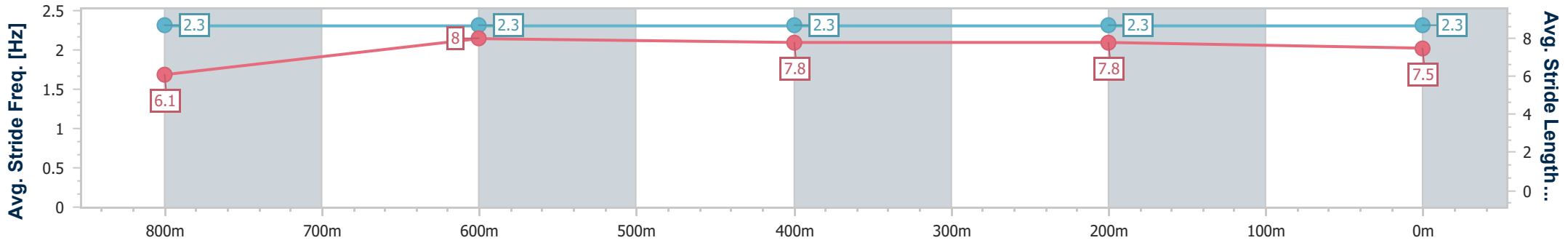
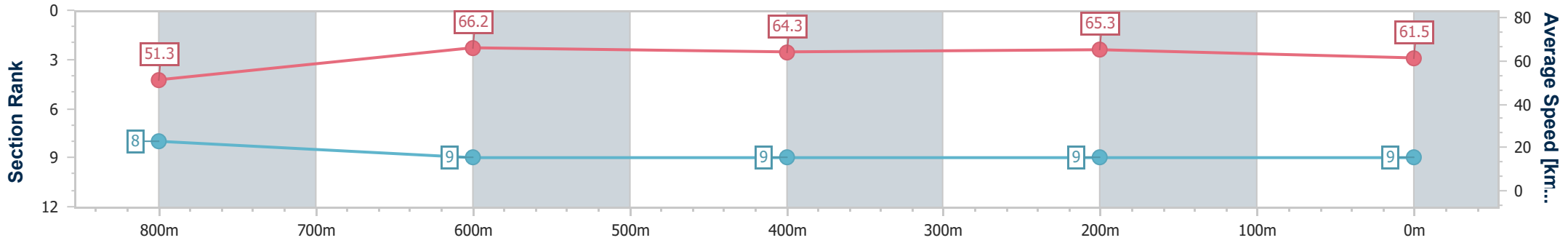


Sunshine Coast QLD Professional
 Race 2: DIGITAL VISION DIRECT QTIS Three-Year-Old
 Handicap - 1000m



16 June 2024 - 13:20
 Track Rating: Soft 5, Weather: Fine, Rail Position: +7m 400m-
 W/Post; +9m Remainder

| Section | Overall | 800m | 600m | 400m | 200m |
|------------------------|--------------------------|--------------------------|--------------------------|--------------------------|--------------------------|
| Section Times | 0:58.67 [9] (0:14.04) | 0:44.63 [8] (0:10.84) | 0:33.79 [9] (0:11.02) | 0:22.77 [9] (0:11.04) | 0:11.73 [9] (0:11.73) |
| Average Speed [km/h] | 51.3 | 66.2 | 64.3 | 65.3 | 61.5 |
| Top Speed [km/h] | 68.3 | 68.5 | 66.6 | 66.1 | 64.5 |
| Avg. Dist. to Rail [m] | 5.3 | 1.1 | 2.2 | 1.2 | 0.5 |
| Avg. Stride Freq. [Hz] | 2.3 | 2.3 | 2.3 | 2.3 | 2.3 |
| Avg. Stride Length [m] | 6.1 | 8.0 | 7.8 | 7.8 | 7.5 |



- [] Ranking at each section and finish
- .-.- No data available at this section
- NA No data available



Sunshine Coast QLD Professional

Race 3: KENDRICK RACING Class 3 Handicap - 1200m

16 June 2024 - 13:55



Track Rating: Soft 5, Weather: Fine, Rail Position: +7m 400m-W/Post; +9m Remainder

| Section | | Overall | 1000m | 800m | 600m | 400m | 200m | Last 600m | | | | | |
|-------------|--------------------------------------|----------------------|----------------------|----------------------|--------------------------|--------------------------|--------------------------|--------------------------|--------------------------|--------------------------|---------|------------------------|----|
| Field Times | | 1:11.51 (0:13.50) | 0:58.01 (0:10.68) | 0:47.33 (0:11.46) | 0:35.87 (0:11.66) | 0:24.21 (0:11.75) | 0:12.46 (0:12.46) | 0:35.87 | | | | | |
| Rank | TAB Horse/Jockey | Barrier | Top Speed [km/h] | Fastest Section | Margin | | | | | | | Distance Travelled [m] | |
| 1 | 9 YES TO EXCESS Nikita Beriman | 2 | 68.1 1000m | 0:10.72 1000m | 1:11.51 [1] (0:13.86) | 0:57.65 [6] (0:10.72) | 0:46.93 [4] (0:11.26) | 0:35.67 [2] (0:11.66) | 0:24.01 [2] (0:11.55) | 0:12.46 [1] (0:12.46) | 1:11.51 | 0:35.67 | |
| 2 | 6 GALACTIC LEGEND Cody Collis | 6 | 67.1 1000m | 0:11.02 1000m | 1:11.71 [2] (0:13.86) | 0:57.85 [5] (0:11.02) | 0:46.83 [7] (0:11.28) | 0:35.55 [5] (0:11.47) | 0:24.08 [5] (0:11.64) | 0:12.44 [4] (0:12.44) | 1L | 0:35.55 | -1 |
| 3 | 5 THE INFLECTOR Boris Thornton | 5 | 67.5 1000m | 0:10.92 1000m | 1:11.92 [3] (0:13.50) | 0:58.42 [1] (0:10.92) | 0:47.50 [3] (0:11.49) | 0:36.01 [4] (0:11.60) | 0:24.41 [3] (0:11.56) | 0:12.85 [2] (0:12.85) | 2.3L | 0:36.01 | +7 |
| 4 | 7 HELIKEDEMPRETTY Martin Harley | 7 | 67.5 1000m | 0:10.99 1000m | 1:12.26 [4] (0:13.72) | 0:58.54 [4] (0:10.99) | 0:47.55 [5] (0:11.49) | 0:36.06 [7] (0:11.59) | 0:24.47 [7] (0:11.63) | 0:12.84 [5] (0:12.84) | 4.1L | 0:36.06 | +7 |
| 5 | 3 THANKFUL HEART Damien Thornton | 1 | 68.8 1000m | 0:10.63 1000m | 1:12.28 [5] (0:13.55) | 0:58.73 [3] (0:10.63) | 0:48.10 [1] (0:11.46) | 0:36.64 [1] (0:11.66) | 0:24.98 [1] (0:11.77) | 0:13.21 [3] (0:13.21) | 4.2L | 0:36.64 | +3 |
| 6 | 2 STORM THE FORTRESS Robbie Dolan | 3 | 68.3 1000m | 0:10.79 1000m | 1:12.50 [6] (0:13.96) | 0:58.54 [7] (0:10.79) | 0:47.75 [6] (0:11.44) | 0:36.31 [6] (0:11.59) | 0:24.72 [6] (0:11.79) | 0:12.93 [6] (0:12.93) | 5.5L | 0:36.31 | +1 |
| 7 | 4 SURFERS ROYALE James Orman | 4 | 68.3 1000m | 0:10.85 1000m | 1:12.55 [7] (0:13.52) | 0:59.03 [2] (0:10.85) | 0:48.18 [2] (0:11.50) | 0:36.68 [3] (0:11.72) | 0:24.96 [4] (0:11.99) | 0:12.97 [7] (0:12.97) | 5.7L | 0:36.68 | +5 |

Scratched: Freckle Rock (#1), Six Sides (#8), Catrall (#10)

[] Ranking at each section and finish
 -:-:- No data available at this section
 NA No data available

SCN Saddle cloth number
 DNF Did not finish
 DNT Did not track



| | |
|--------------------------------|-----------------|
| Horse/Jockey Name | Yes To Excess |
| Final Rank | 1 |
| Fastest Section Time (Section) | 0:10.72 (1000m) |
| Top Speed [km/h] (Section) | 68.1 (1000m) |
| Race State | Finished |



Sunshine Coast QLD Professional

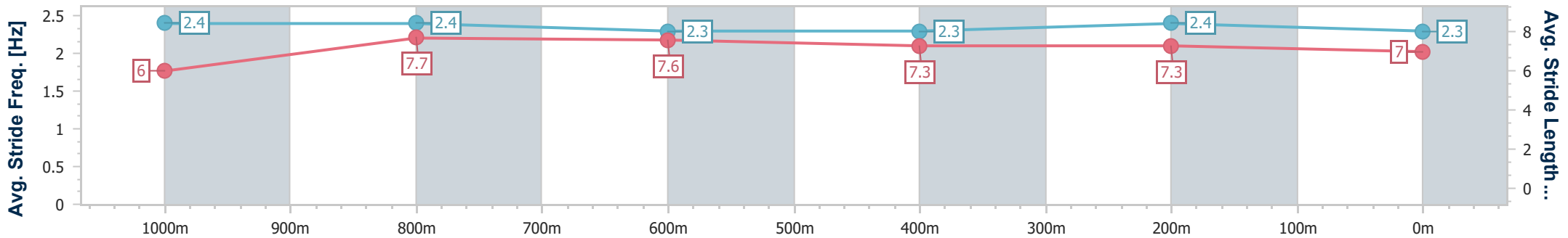
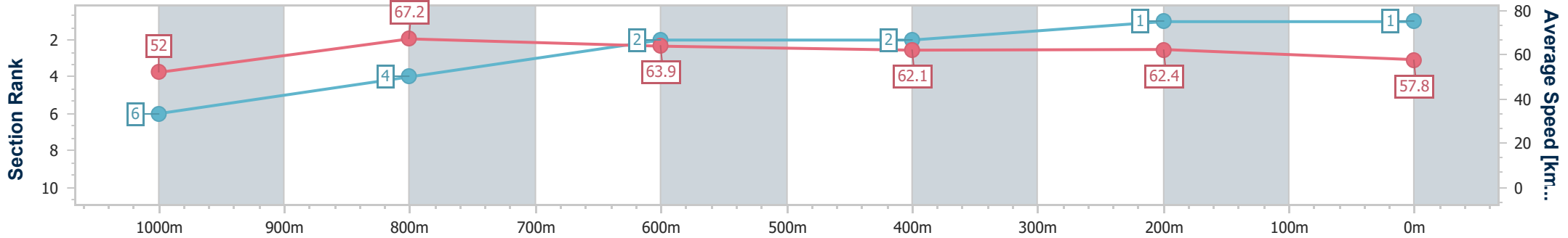
Race 3: KENDRICK RACING Class 3 Handicap - 1200m



16 June 2024 - 13:55

Track Rating: Soft 5, Weather: Fine, Rail Position: +7m 400m-
W/Post; +9m Remainder

| Section | Overall | 1000m | 800m | 600m | 400m | 200m |
|------------------------|--------------------------|--------------------------|--------------------------|--------------------------|--------------------------|--------------------------|
| Section Times | 1:11.51 [1] (0:13.86) | 0:57.65 [6] (0:10.72) | 0:46.93 [4] (0:11.26) | 0:35.67 [2] (0:11.66) | 0:24.01 [2] (0:11.55) | 0:12.46 [1] (0:12.46) |
| Average Speed [km/h] | 52.0 | 67.2 | 63.9 | 62.1 | 62.4 | 57.8 |
| Top Speed [km/h] | 67.6 | 68.1 | 65.5 | 63.0 | 62.9 | 61.1 |
| Avg. Dist. to Rail [m] | 3.1 | 0.5 | 0.4 | 1.2 | 0.9 | 2.2 |
| Avg. Stride Freq. [Hz] | 2.4 | 2.4 | 2.3 | 2.3 | 2.4 | 2.3 |
| Avg. Stride Length [m] | 6.0 | 7.7 | 7.6 | 7.3 | 7.3 | 7.0 |



- [] Ranking at each section and finish
- .-.- No data available at this section
- NA No data available



| | |
|--------------------------------|-----------------|
| Horse/Jockey Name | Galactic Legend |
| Final Rank | 2 |
| Fastest Section Time (Section) | 0:11.02 (1000m) |
| Top Speed [km/h] (Section) | 67.1 (1000m) |
| Race State | Finished |



Sunshine Coast QLD Professional

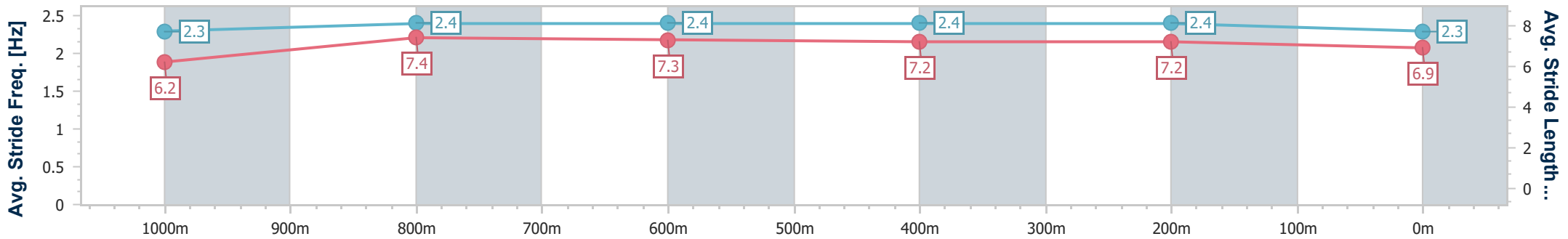
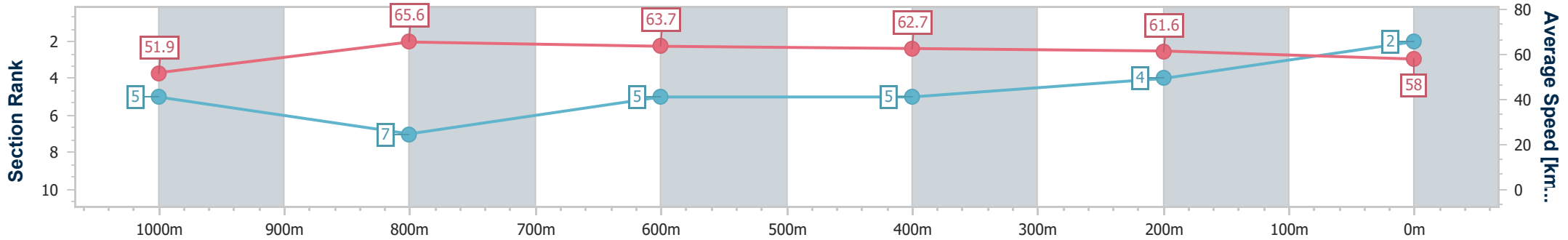
Race 3: KENDRICK RACING Class 3 Handicap - 1200m



16 June 2024 - 13:55

Track Rating: Soft 5, Weather: Fine, Rail Position: +7m 400m-W/Post; +9m Remainder

| Section | Overall | 1000m | 800m | 600m | 400m | 200m |
|------------------------|--------------------------|--------------------------|--------------------------|--------------------------|--------------------------|--------------------------|
| Section Times | 1:11.71 [2] (0:13.86) | 0:57.85 [5] (0:11.02) | 0:46.83 [7] (0:11.28) | 0:35.55 [5] (0:11.47) | 0:24.08 [5] (0:11.64) | 0:12.44 [4] (0:12.44) |
| Average Speed [km/h] | 51.9 | 65.6 | 63.7 | 62.7 | 61.6 | 58.0 |
| Top Speed [km/h] | 65.0 | 67.1 | 64.3 | 63.7 | 64.2 | 59.9 |
| Avg. Dist. to Rail [m] | 6.2 | 1.7 | 0.3 | 0.5 | 0.4 | 1.3 |
| Avg. Stride Freq. [Hz] | 2.3 | 2.4 | 2.4 | 2.4 | 2.4 | 2.3 |
| Avg. Stride Length [m] | 6.2 | 7.4 | 7.3 | 7.2 | 7.2 | 6.9 |



- [] Ranking at each section and finish
- .-.- No data available at this section
- NA No data available



| | |
|--------------------------------|-----------------|
| Horse/Jockey Name | The Inflictor |
| Final Rank | 3 |
| Fastest Section Time (Section) | 0:10.92 (1000m) |
| Top Speed [km/h] (Section) | 67.5 (1000m) |
| Race State | Finished |



Sunshine Coast QLD Professional

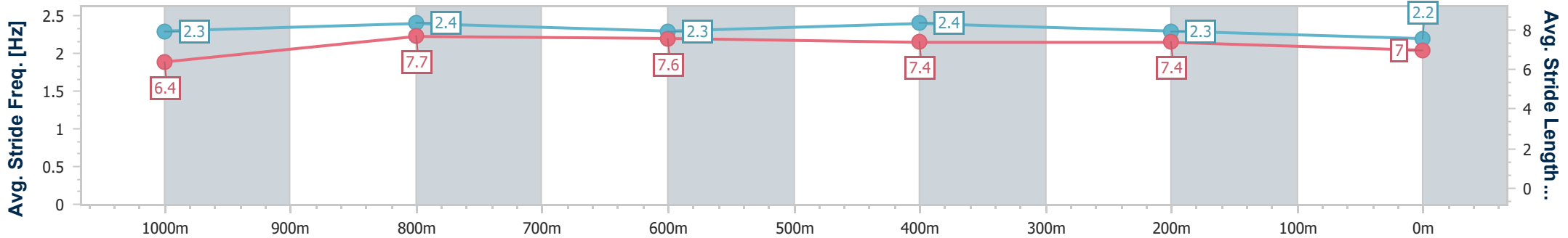
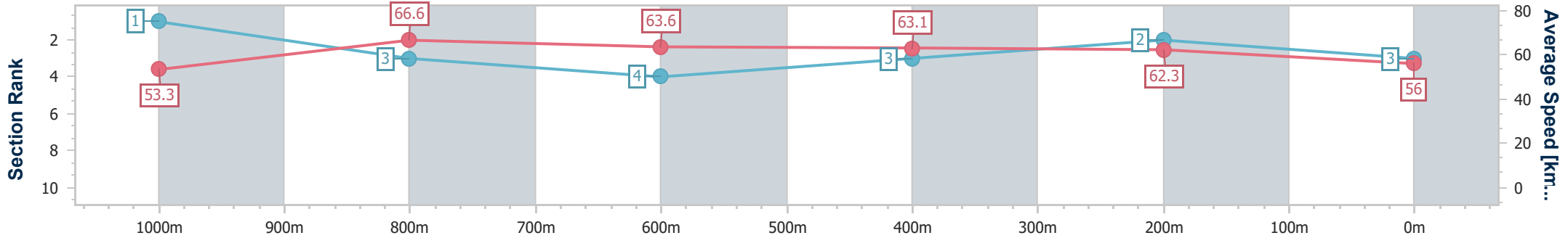
Race 3: KENDRICK RACING Class 3 Handicap - 1200m



16 June 2024 - 13:55

Track Rating: Soft 5, Weather: Fine, Rail Position: +7m 400m-
W/Post; +9m Remainder

| Section | Overall | 1000m | 800m | 600m | 400m | 200m |
|------------------------|--------------------------|--------------------------|--------------------------|--------------------------|--------------------------|--------------------------|
| Section Times | 1:11.92 [3] (0:13.50) | 0:58.42 [1] (0:10.92) | 0:47.50 [3] (0:11.49) | 0:36.01 [4] (0:11.60) | 0:24.41 [3] (0:11.56) | 0:12.85 [2] (0:12.85) |
| Average Speed [km/h] | 53.3 | 66.6 | 63.6 | 63.1 | 62.3 | 56.0 |
| Top Speed [km/h] | 67.1 | 67.5 | 64.3 | 63.9 | 64.7 | 60.3 |
| Avg. Dist. to Rail [m] | 4.9 | 3.4 | 2.6 | 3.0 | 2.7 | 3.6 |
| Avg. Stride Freq. [Hz] | 2.3 | 2.4 | 2.3 | 2.4 | 2.3 | 2.2 |
| Avg. Stride Length [m] | 6.4 | 7.7 | 7.6 | 7.4 | 7.4 | 7.0 |



- [] Ranking at each section and finish
- .-.- No data available at this section
- NA No data available



| | |
|--------------------------------|-----------------|
| Horse/Jockey Name | Helikedempretty |
| Final Rank | 4 |
| Fastest Section Time (Section) | 0:10.99 (1000m) |
| Top Speed [km/h] (Section) | 67.5 (1000m) |
| Race State | Finished |



Sunshine Coast QLD Professional

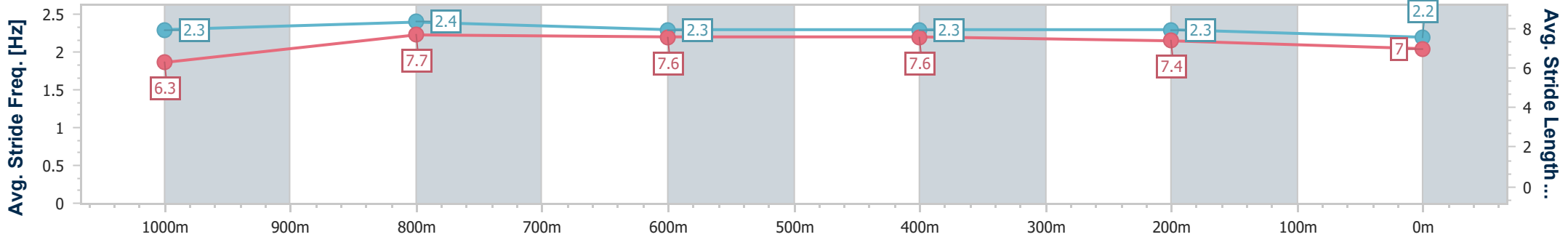
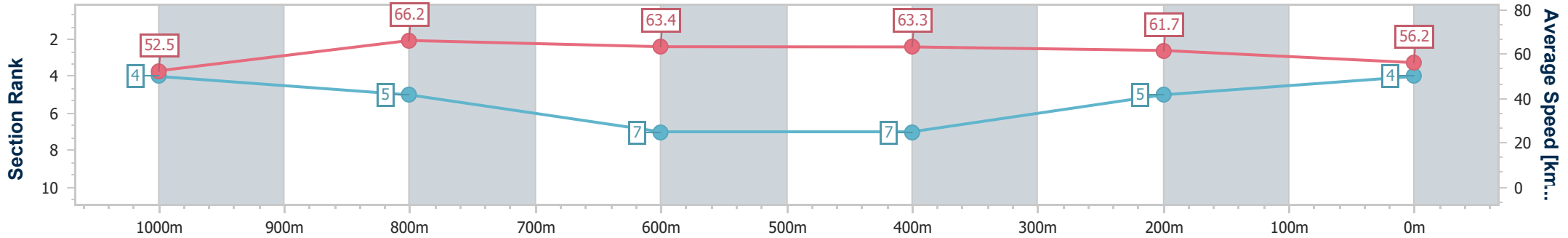
Race 3: KENDRICK RACING Class 3 Handicap - 1200m



16 June 2024 - 13:55

Track Rating: Soft 5, Weather: Fine, Rail Position: +7m 400m- W/Post; +9m Remainder

| Section | Overall | 1000m | 800m | 600m | 400m | 200m |
|------------------------|--------------------------|--------------------------|--------------------------|--------------------------|--------------------------|--------------------------|
| Section Times | 1:12.26 [4] (0:13.72) | 0:58.54 [4] (0:10.99) | 0:47.55 [5] (0:11.49) | 0:36.06 [7] (0:11.59) | 0:24.47 [7] (0:11.63) | 0:12.84 [5] (0:12.84) |
| Average Speed [km/h] | 52.5 | 66.2 | 63.4 | 63.3 | 61.7 | 56.2 |
| Top Speed [km/h] | 66.8 | 67.5 | 64.6 | 64.3 | 63.7 | 58.9 |
| Avg. Dist. to Rail [m] | 6.8 | 3.3 | 2.3 | 3.1 | 3.7 | 4.1 |
| Avg. Stride Freq. [Hz] | 2.3 | 2.4 | 2.3 | 2.3 | 2.3 | 2.2 |
| Avg. Stride Length [m] | 6.3 | 7.7 | 7.6 | 7.6 | 7.4 | 7.0 |



- [] Ranking at each section and finish
- .-.- No data available at this section
- NA No data available



| | |
|--------------------------------|-----------------|
| Horse/Jockey Name | Thankful Heart |
| Final Rank | 5 |
| Fastest Section Time (Section) | 0:10.63 (1000m) |
| Top Speed [km/h] (Section) | 68.8 (1000m) |
| Race State | Finished |



Sunshine Coast QLD Professional

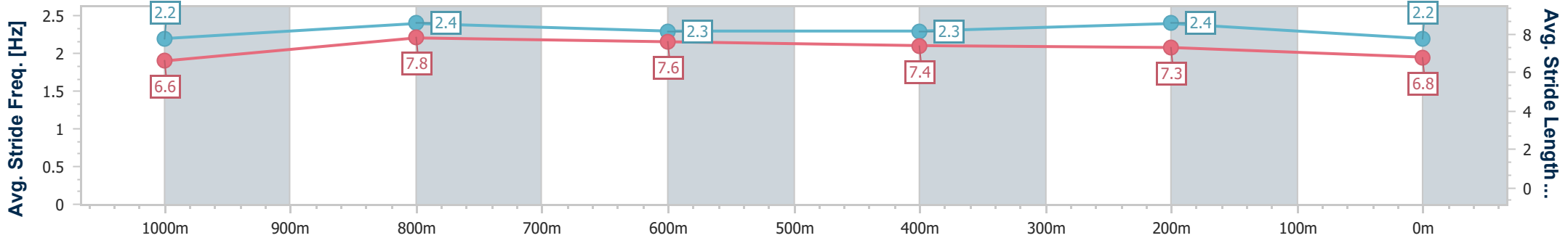
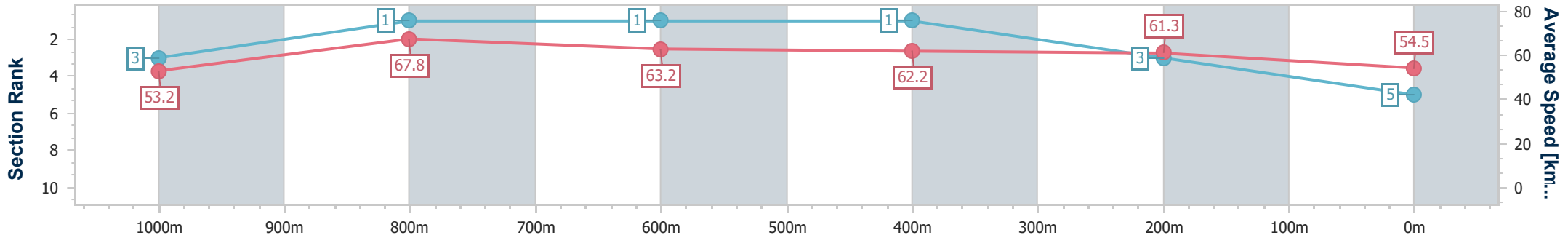
Race 3: KENDRICK RACING Class 3 Handicap - 1200m



16 June 2024 - 13:55

Track Rating: Soft 5, Weather: Fine, Rail Position: +7m 400m-
W/Post; +9m Remainder

| Section | Overall | 1000m | 800m | 600m | 400m | 200m |
|------------------------|--------------------------|--------------------------|--------------------------|--------------------------|--------------------------|--------------------------|
| Section Times | 1:12.28 [5] (0:13.55) | 0:58.73 [3] (0:10.63) | 0:48.10 [1] (0:11.46) | 0:36.64 [1] (0:11.66) | 0:24.98 [1] (0:11.77) | 0:13.21 [3] (0:13.21) |
| Average Speed [km/h] | 53.2 | 67.8 | 63.2 | 62.2 | 61.3 | 54.5 |
| Top Speed [km/h] | 67.8 | 68.8 | 64.7 | 63.3 | 62.9 | 58.6 |
| Avg. Dist. to Rail [m] | 0.8 | 0.3 | 1.5 | 1.4 | 0.4 | 0.3 |
| Avg. Stride Freq. [Hz] | 2.2 | 2.4 | 2.3 | 2.3 | 2.4 | 2.2 |
| Avg. Stride Length [m] | 6.6 | 7.8 | 7.6 | 7.4 | 7.3 | 6.8 |



- [] Ranking at each section and finish
- .-.- No data available at this section
- NA No data available



| | |
|--------------------------------|--------------------|
| Horse/Jockey Name | Storm The Fortress |
| Final Rank | 6 |
| Fastest Section Time (Section) | 0:10.79 (1000m) |
| Top Speed [km/h] (Section) | 68.3 (1000m) |
| Race State | Finished |



Sunshine Coast QLD Professional

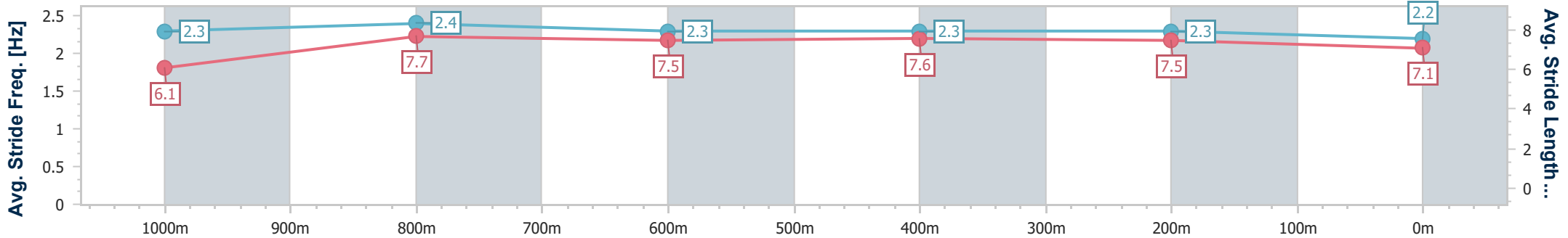
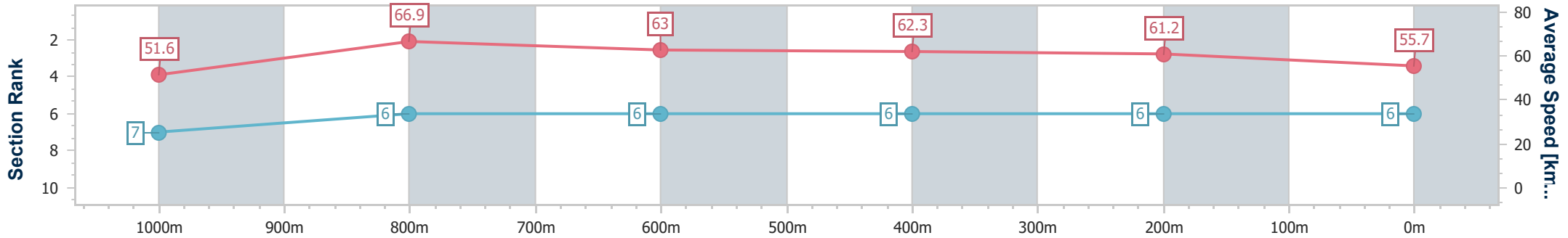
Race 3: KENDRICK RACING Class 3 Handicap - 1200m



16 June 2024 - 13:55

Track Rating: Soft 5, Weather: Fine, Rail Position: +7m 400m-
W/Post; +9m Remainder

| Section | Overall | 1000m | 800m | 600m | 400m | 200m |
|------------------------|--------------------------|--------------------------|--------------------------|--------------------------|--------------------------|--------------------------|
| Section Times | 1:12.50 [6] (0:13.96) | 0:58.54 [7] (0:10.79) | 0:47.75 [6] (0:11.44) | 0:36.31 [6] (0:11.59) | 0:24.72 [6] (0:11.79) | 0:12.93 [6] (0:12.93) |
| Average Speed [km/h] | 51.6 | 66.9 | 63.0 | 62.3 | 61.2 | 55.7 |
| Top Speed [km/h] | 68.2 | 68.3 | 64.6 | 63.6 | 63.3 | 58.9 |
| Avg. Dist. to Rail [m] | 2.3 | 1.2 | 0.3 | 1.1 | 3.4 | 3.6 |
| Avg. Stride Freq. [Hz] | 2.3 | 2.4 | 2.3 | 2.3 | 2.3 | 2.2 |
| Avg. Stride Length [m] | 6.1 | 7.7 | 7.5 | 7.6 | 7.5 | 7.1 |



- [] Ranking at each section and finish
- .-.- No data available at this section
- NA No data available



| | |
|--------------------------------|-----------------|
| Horse/Jockey Name | Surfers Royale |
| Final Rank | 7 |
| Fastest Section Time (Section) | 0:10.85 (1000m) |
| Top Speed [km/h] (Section) | 68.3 (1000m) |
| Race State | Finished |



Sunshine Coast QLD Professional

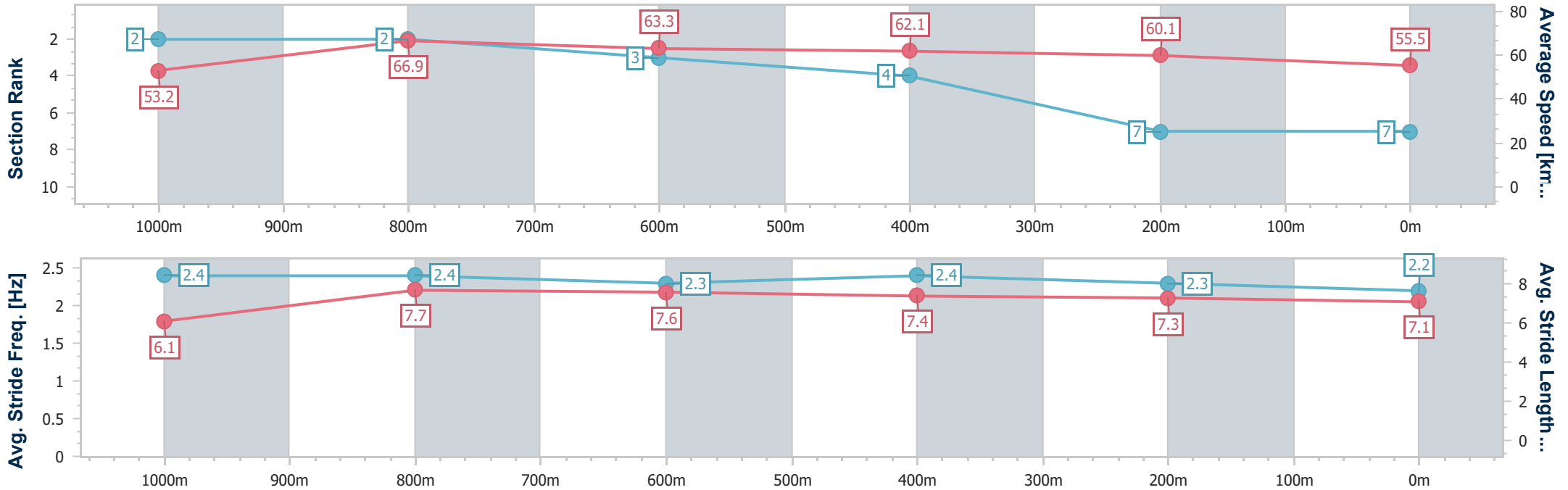
Race 3: KENDRICK RACING Class 3 Handicap - 1200m



16 June 2024 - 13:55

Track Rating: Soft 5, Weather: Fine, Rail Position: +7m 400m-
W/Post; +9m Remainder

| Section | Overall | 1000m | 800m | 600m | 400m | 200m |
|------------------------|--------------------------|--------------------------|--------------------------|--------------------------|--------------------------|--------------------------|
| Section Times | 1:12.55 [7] (0:13.52) | 0:59.03 [2] (0:10.85) | 0:48.18 [2] (0:11.50) | 0:36.68 [3] (0:11.72) | 0:24.96 [4] (0:11.99) | 0:12.97 [7] (0:12.97) |
| Average Speed [km/h] | 53.2 | 66.9 | 63.3 | 62.1 | 60.1 | 55.5 |
| Top Speed [km/h] | 68.0 | 68.3 | 65.6 | 62.9 | 62.5 | 58.3 |
| Avg. Dist. to Rail [m] | 5.5 | 3.7 | 1.8 | 1.8 | 1.5 | 1.5 |
| Avg. Stride Freq. [Hz] | 2.4 | 2.4 | 2.3 | 2.4 | 2.3 | 2.2 |
| Avg. Stride Length [m] | 6.1 | 7.7 | 7.6 | 7.4 | 7.3 | 7.1 |



- [] Ranking at each section and finish
- .-.- No data available at this section
- NA No data available



Sunshine Coast QLD Professional

Race 4: PIERCE AVENUE LODGE PTY LTD Maiden Handicap - 1800m

16 June 2024 - 14:31



Track Rating: Soft 5, Weather: Fine, Rail Position: +7m 400m-W/Post; +9m Remainder

| Section | | Overall | 1600m | 1400m | 1200m | 1000m | 800m | 600m | Last 600m | | | | | |
|-------------|-----|--|----------------------|----------------------|----------------------|---------------------------|---------------------------|---------------------------|---------------------------|---------------------------|---------------------------|---------------------------|------------------------|----|
| Field Times | | 1:51.80 (0:13.99) | 1:37.81 (0:11.03) | 1:26.78 (0:11.52) | 1:15.26 (0:12.73) | 1:02.53 (0:13.18) | 0:49.35 (0:12.91) | 0:36.44 (0:12.25) | 0:36.44 | | | | | |
| Rank | TAB | Horse/Jockey | Barrier | Top Speed [km/h] | Fastest Section | | | | | | | | Distance Travelled [m] | |
| 1 | 5 | PUNJABI LANDING Jag Guthmann-Chester | 5 | 66.3 1600m | 0:11.17 1600m | 1:51.80 [1] (0:14.69) | 1:37.11 [10] (0:11.17) | 1:25.94 [10] (0:12.00) | 1:13.94 [11] (0:12.64) | 1:01.30 [10] (0:13.07) | 0:48.23 [10] (0:12.62) | 0:35.61 [10] (0:12.10) | 0:35.61 | |
| 2 | 16 | DAWN PARTY Samantha Collett | 7 | 65.5 1600m | 0:11.01 1600m | 1:52.10 [2] (0:14.13) | 1:37.97 [5] (0:11.01) | 1:26.96 [2] (0:11.74) | 1:15.22 [3] (0:12.78) | 1:02.44 [3] (0:13.13) | 0:49.31 [3] (0:12.79) | 0:36.52 [3] (0:12.03) | 0:36.52 | -4 |
| 3 | 10 | APFEL Angela Jones | 10 | 66.0 1600m | 0:11.17 1600m | 1:52.11 [3] (0:14.02) | 1:38.09 [2] (0:11.17) | 1:26.92 [4] (0:11.81) | 1:15.11 [4] (0:12.69) | 1:02.42 [4] (0:13.15) | 0:49.27 [4] (0:12.84) | 0:36.43 [4] (0:12.02) | 0:36.43 | -5 |
| 4 | 13 | LADY DEANNE Adin Thompson | 8 | 66.9 1600m | 0:10.89 1600m | 1:52.44 [4] (0:14.62) | 1:37.82 [9] (0:10.89) | 1:26.93 [6] (0:11.77) | 1:15.16 [6] (0:12.65) | 1:02.51 [6] (0:13.01) | 0:49.50 [5] (0:12.78) | 0:36.72 [5] (0:12.04) | 0:36.72 | -5 |
| 5 | 11 | BENFICA LASS Jake Bayliss | 16 | 65.4 1600m | 0:11.26 1600m | 1:52.66 [5] (0:14.48) | 1:38.18 [7] (0:11.26) | 1:26.92 [9] (0:12.11) | 1:14.81 [9] (0:12.65) | 1:02.16 [11] (0:13.02) | 0:49.14 [9] (0:12.49) | 0:36.65 [8] (0:12.08) | 0:36.65 | +0 |
| 6 | 3 | IL TORO D'ORO Robbie Dolan | 6 | 65.0 1600m | 0:11.24 1600m | 1:52.95 [6] (0:14.35) | 1:38.60 [6] (0:11.24) | 1:27.36 [7] (0:11.93) | 1:15.43 [7] (0:12.67) | 1:02.76 [7] (0:13.14) | 0:49.62 [7] (0:12.62) | 0:37.00 [7] (0:12.15) | 0:37.00 | -6 |
| 7 | 7 | CHAPELLE Cejay Graham | 2 | 65.6 1600m | 0:11.16 1600m | 1:53.16 [7] (0:14.05) | 1:39.11 [3] (0:11.16) | 1:27.95 [5] (0:11.82) | 1:16.13 [5] (0:12.86) | 1:03.27 [5] (0:13.13) | 0:50.14 [6] (0:12.73) | 0:37.41 [6] (0:12.19) | 0:37.41 | -8 |
| 8 | 15 | THE BEST BAD BOY David Smith | 4 | 65.0 1600m | 0:11.12 1600m | 1:53.33 [8] (0:14.90) | 1:38.43 [12] (0:11.12) | 1:27.31 [11] (0:11.83) | 1:15.48 [9] (0:12.64) | 1:02.84 [9] (0:13.10) | 0:49.74 [11] (0:12.62) | 0:37.12 [11] (0:12.04) | 0:37.12 | -7 |
| 9 | 12 | CRIMSON BEAUTY Bailey Wheeler | 3 | 65.5 1600m | 0:11.17 1600m | 1:53.69 [9] (0:14.57) | 1:39.12 [8] (0:11.17) | 1:27.95 [8] (0:11.92) | 1:16.03 [8] (0:12.54) | 1:03.49 [8] (0:13.20) | 0:50.29 [8] (0:12.68) | 0:37.61 [9] (0:11.99) | 0:37.61 | -8 |
| 10 | 4 | HOW YA BEEN ANYWAY Martin Harley | 13 | 67.5 1600m | 0:11.03 1600m | 1:53.79 [10] (0:13.99) | 1:39.80 [1] (0:11.03) | 1:28.77 [1] (0:11.52) | 1:17.25 [1] (0:12.73) | 1:04.52 [1] (0:13.18) | 0:51.34 [1] (0:12.91) | 0:38.43 [1] (0:12.28) | 0:38.43 | -6 |

Scratched: Fisherman's Beach (#1), Southern Witness (#9), Grand Torino (#2), Crimson Reward (#14)

[] Ranking at each section and finish
 -:-:- No data available at this section
 NA No data available

SCN Saddle cloth number
 DNF Did not finish
 DNT Did not track



Sunshine Coast QLD Professional

Race 4: PIERCE AVENUE LODGE PTY LTD Maiden Handicap - 1800m

16 June 2024 - 14:31



Track Rating: Soft 5, Weather: Fine, Rail Position: +7m 400m-W/Post; +9m Remainder

| Section | | Overall | 1600m | 1400m | 1200m | 1000m | 800m | 600m | Last 600m | | | | |
|-------------|-----------------------------------|----------------------|----------------------|----------------------|---------------------------|---------------------------|---------------------------|---------------------------|---------------------------|---------------------------|---------------------------|---------|----|
| Field Times | | 1:51.80 (0:13.99) | 1:37.81 (0:11.03) | 1:26.78 (0:11.52) | 1:15.26 (0:12.73) | 1:02.53 (0:13.18) | 0:49.35 (0:12.91) | 0:36.44 (0:12.25) | 0:36.44 | | | | |
| Rank | TAB Horse/Jockey | Barrier | Top Speed [km/h] | Fastest Section | | | | | Distance Travelled [m] | | | | |
| 11 | 8 MORE YOU THINK Ron Stewart | 12 | 67.3 | 0:11.11 | 1:55.85 [11] (0:14.07) | 1:41.78 [4] (0:11.11) | 1:30.67 [3] (0:11.48) | 1:19.19 [2] (0:12.78) | 1:06.41 [2] (0:13.12) | 0:53.29 [2] (0:12.87) | 0:40.42 [2] (0:12.68) | 0:40.42 | -9 |
| 12 | 6 BROADWAY SPIRIT Sean Cormack | 9 | 64.9 | 0:11.40 | 1:56.78 [12] (0:14.71) | 1:42.07 [11] (0:11.40) | 1:30.67 [12] (0:12.01) | 1:18.66 [12] (0:12.65) | 1:06.01 [12] (0:13.24) | 0:52.77 [12] (0:12.62) | 0:40.15 [12] (0:12.19) | 0:40.15 | -5 |

Scratched: Fisherman's Beach (#1), Southern Witness (#9), Grand Torino (#2), Crimson Reward (#14)

[] Ranking at each section and finish
 -:-:-:- No data available at this section
 NA No data available

SCN Saddle cloth number
 DNF Did not finish
 DNT Did not track



Sunshine Coast QLD Professional

Race 4: PIERCE AVENUE LODGE PTY LTD Maiden Handicap - 1800m

16 June 2024 - 14:31



Track Rating: Soft 5, Weather: Fine, Rail Position: +7m 400m-W/Post; +9m Remainder

| Section | | | | 400m | 200m | | | Last 600m | | |
|-------------|-----|--|---------|----------------------|----------------------|---------------------------|---------------------------|-----------|------------------------|----|
| Field Times | | | | 0:24.19 (0:11.86) | 0:12.33 (0:12.33) | | | 0:36.44 | | |
| Rank | TAB | Horse/Jockey | Barrier | Top Speed [km/h] | Fastest Section | Margin | | | Distance Travelled [m] | |
| 1 | 5 | PUNJABI LANDING Jag Guthmann-Chester | 5 | 66.3 1600m | 0:11.17 1600m | 0:23.51 [11] (0:11.51) | 0:12.00 [4] (0:12.00) | 1:51.80 | 0:35.61 | |
| 2 | 16 | DAWN PARTY Samantha Collett | 7 | 65.5 1600m | 0:11.01 1600m | 0:24.49 [1] (0:11.88) | 0:12.61 [2] (0:12.61) | 1.8L | 0:36.52 | -4 |
| 3 | 10 | APFEL Angela Jones | 10 | 66.0 1600m | 0:11.17 1600m | 0:24.41 [3] (0:11.77) | 0:12.64 [1] (0:12.64) | 1.9L | 0:36.43 | -5 |
| 4 | 13 | LADY DEANNE Adin Thompson | 8 | 66.9 1600m | 0:10.89 1600m | 0:24.68 [4] (0:11.97) | 0:12.71 [3] (0:12.71) | 3.7L | 0:36.72 | -5 |
| 5 | 11 | BENFICA LASS Jake Bayliss | 16 | 65.4 1600m | 0:11.26 1600m | 0:24.57 [7] (0:11.97) | 0:12.60 [8] (0:12.60) | 5L | 0:36.65 | +0 |
| 6 | 3 | IL TORO D'ORO Robbie Dolan | 6 | 65.0 1600m | 0:11.24 1600m | 0:24.85 [8] (0:11.83) | 0:13.02 [5] (0:13.02) | 6.5L | 0:37.00 | -6 |
| 7 | 7 | CHAPELLE Cejay Graham | 2 | 65.6 1600m | 0:11.16 1600m | 0:25.22 [5] (0:12.12) | 0:13.10 [7] (0:13.10) | 7.5L | 0:37.41 | -8 |
| 8 | 15 | THE BEST BAD BOY David Smith | 4 | 65.0 1600m | 0:11.12 1600m | 0:25.08 [10] (0:11.87) | 0:13.21 [9] (0:13.21) | 8.5L | 0:37.12 | -7 |
| 9 | 12 | CRIMSON BEAUTY Bailey Wheeler | 3 | 65.5 1600m | 0:11.17 1600m | 0:25.62 [6] (0:12.12) | 0:13.50 [10] (0:13.50) | 10.5L | 0:37.61 | -8 |
| 10 | 4 | HOW YA BEEN ANYWAY Martin Harley | 13 | 67.5 1600m | 0:11.03 1600m | 0:26.15 [2] (0:12.39) | 0:13.76 [6] (0:13.76) | 11L | 0:38.43 | -6 |

Scratched: Fisherman's Beach (#1), Southern Witness (#9), Grand Torino (#2), Crimson Reward (#14)

[] Ranking at each section and finish
 -:-:- No data available at this section
 NA No data available

SCN Saddle cloth number
 DNF Did not finish
 DNT Did not track



Sunshine Coast QLD Professional

Race 4: PIERCE AVENUE LODGE PTY LTD Maiden Handicap - 1800m

16 June 2024 - 14:31



Track Rating: Soft 5, Weather: Fine, Rail Position: +7m 400m-W/Post; +9m Remainder

| Section | 400m | | 200m | | Last 600m | | | | | |
|-------------|----------------------|--|---------|------------------|------------------|---------------------------|---------------------------|-------|---------|----|
| Field Times | 0:24.19 (0:11.86) | 0:12.33 (0:12.33) | | | 0:36.44 | | | | | |
| Rank | TAB | Horse/Jockey | Barrier | Top Speed [km/h] | Fastest Section | Margin | Distance Travelled [m] | | | |
| 11 | 8 | MORE YOU THINK Ron Stewart | 12 | 67.3 Overall | 0:11.11 1600m | 0:27.74 [9] (0:13.25) | 0:14.49 [11] (0:14.49) | 23L | 0:40.42 | -9 |
| 12 | 6 | BROADWAY SPIRIT Sean Cormack | 9 | 64.9 1600m | 0:11.40 1600m | 0:27.96 [12] (0:12.68) | 0:15.28 [12] (0:15.28) | 28.3L | 0:40.15 | -5 |

Scratched: Fisherman's Beach (#1), Southern Witness (#9), Grand Torino (#2), Crimson Reward (#14)

[] Ranking at each section and finish
 -:-:-:- No data available at this section
 NA No data available

SCN Saddle cloth number
 DNF Did not finish
 DNT Did not track



| | |
|--------------------------------|-----------------|
| Horse/Jockey Name | Punjabi Landing |
| Final Rank | 1 |
| Fastest Section Time (Section) | 0:11.17 (1600m) |
| Top Speed [km/h] (Section) | 66.3 (1600m) |
| Race State | Finished |



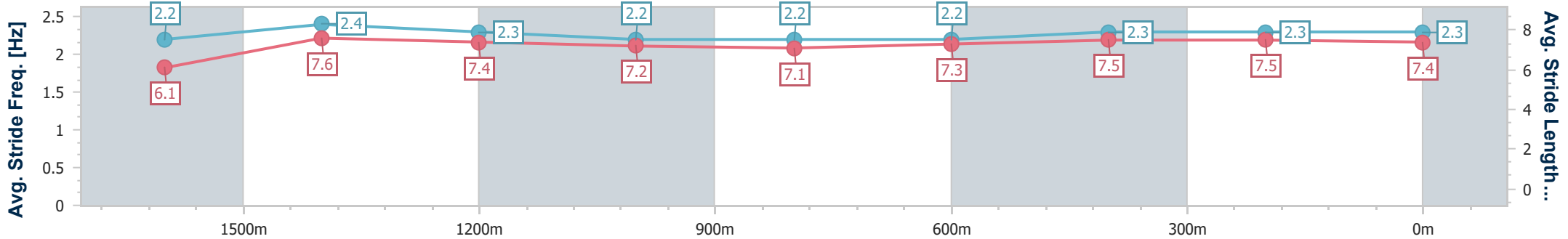
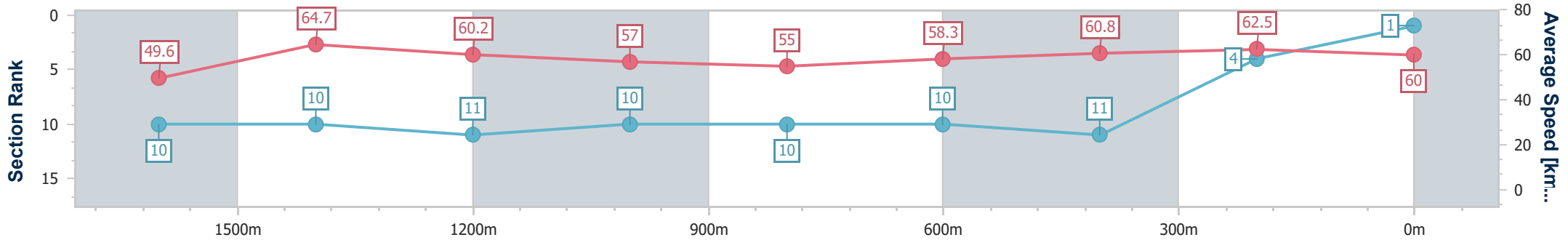
Sunshine Coast QLD Professional
Race 4: PIERCE AVENUE LODGE PTY LTD Maiden Handicap - 1800m



16 June 2024 - 14:31

Track Rating: Soft 5, Weather: Fine, Rail Position: +7m 400m-W/Post; +9m Remainder

| Section | Overall | 1600m | 1400m | 1200m | 1000m | 800m | 600m | 400m | 200m | | | |
|------------------------|--------------------------|---------------------------|---------------------------|---------------------------|---------------------------|---------------------------|---------------------------|---------------------------|--------------------------|--|--|--|
| Section Times | 1:51.80 [1] (0:14.69) | 1:37.11 [10] (0:11.17) | 1:25.94 [10] (0:12.00) | 1:13.94 [11] (0:12.64) | 1:01.30 [10] (0:13.07) | 0:48.23 [10] (0:12.62) | 0:35.61 [10] (0:12.10) | 0:23.51 [11] (0:11.51) | 0:12.00 [4] (0:12.00) | | | |
| Average Speed [km/h] | 49.6 | 64.7 | 60.2 | 57.0 | 55.0 | 58.3 | 60.8 | 62.5 | 60.0 | | | |
| Top Speed [km/h] | 63.6 | 66.3 | 63.5 | 59.1 | 56.8 | 60.3 | 61.9 | 63.2 | 62.5 | | | |
| Avg. Dist. to Rail [m] | 5.1 | 2.2 | 1.3 | 0.3 | 0.9 | 3.0 | 3.6 | 5.2 | 3.1 | | | |
| Avg. Stride Freq. [Hz] | 2.2 | 2.4 | 2.3 | 2.2 | 2.2 | 2.2 | 2.3 | 2.3 | 2.3 | | | |
| Avg. Stride Length [m] | 6.1 | 7.6 | 7.4 | 7.2 | 7.1 | 7.3 | 7.5 | 7.5 | 7.4 | | | |



- [] Ranking at each section and finish
- .-.- No data available at this section
- NA No data available



| | |
|--------------------------------|-----------------|
| Horse/Jockey Name | Dawn Party |
| Final Rank | 2 |
| Fastest Section Time (Section) | 0:11.01 (1600m) |
| Top Speed [km/h] (Section) | 65.5 (1600m) |
| Race State | Finished |



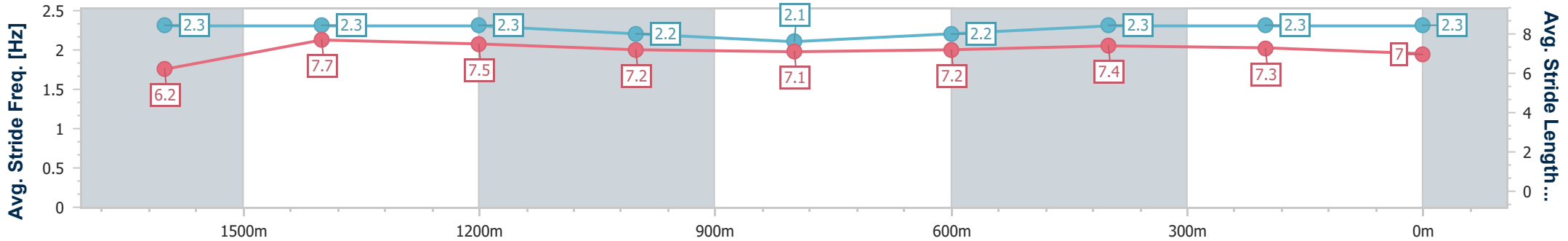
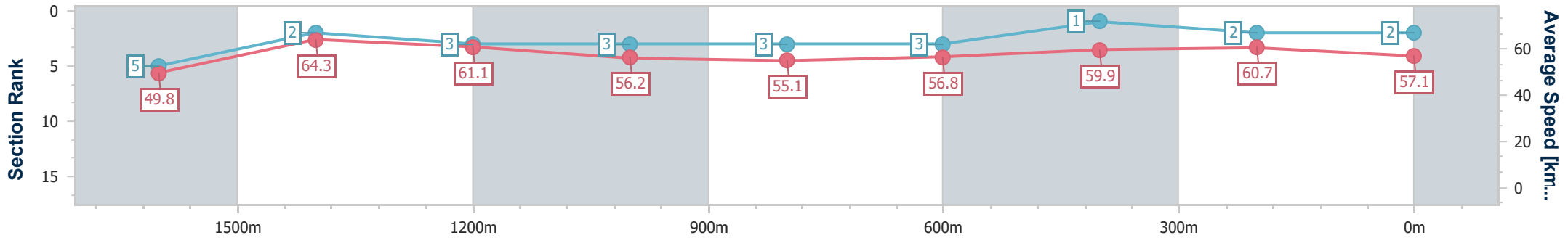
Sunshine Coast QLD Professional
Race 4: PIERCE AVENUE LODGE PTY LTD Maiden Handicap - 1800m



16 June 2024 - 14:31

Track Rating: Soft 5, Weather: Fine, Rail Position: +7m 400m-W/Post; +9m Remainder

| Section | Overall | 1600m | 1400m | 1200m | 1000m | 800m | 600m | 400m | 200m | | | |
|------------------------|--------------------------|--------------------------|--------------------------|--------------------------|--------------------------|--------------------------|--------------------------|--------------------------|--------------------------|--|--|--|
| Section Times | 1:52.10 [2] (0:14.13) | 1:37.97 [5] (0:11.01) | 1:26.96 [2] (0:11.74) | 1:15.22 [3] (0:12.78) | 1:02.44 [3] (0:13.13) | 0:49.31 [3] (0:12.79) | 0:36.52 [3] (0:12.03) | 0:24.49 [1] (0:11.88) | 0:12.61 [2] (0:12.61) | | | |
| Average Speed [km/h] | 49.8 | 64.3 | 61.1 | 56.2 | 55.1 | 56.8 | 59.9 | 60.7 | 57.1 | | | |
| Top Speed [km/h] | 65.3 | 65.5 | 62.9 | 58.2 | 56.1 | 58.9 | 61.2 | 61.5 | 59.4 | | | |
| Avg. Dist. to Rail [m] | 4.3 | 5.6 | 2.1 | 0.3 | 0.9 | 1.5 | 0.7 | 0.4 | 1.4 | | | |
| Avg. Stride Freq. [Hz] | 2.3 | 2.3 | 2.3 | 2.2 | 2.1 | 2.2 | 2.3 | 2.3 | 2.3 | | | |
| Avg. Stride Length [m] | 6.2 | 7.7 | 7.5 | 7.2 | 7.1 | 7.2 | 7.4 | 7.3 | 7.0 | | | |



- [] Ranking at each section and finish
- .-.- No data available at this section
- NA No data available



| | |
|--------------------------------|-----------------|
| Horse/Jockey Name | Apfel |
| Final Rank | 3 |
| Fastest Section Time (Section) | 0:11.17 (1600m) |
| Top Speed [km/h] (Section) | 66.0 (1600m) |
| Race State | Finished |



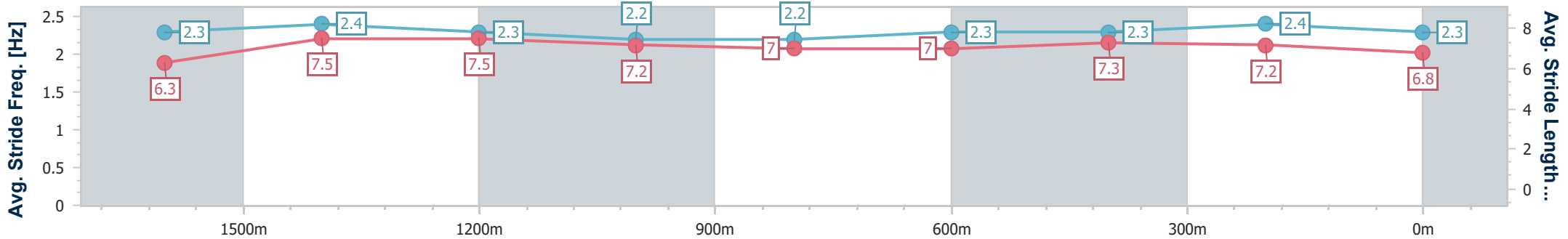
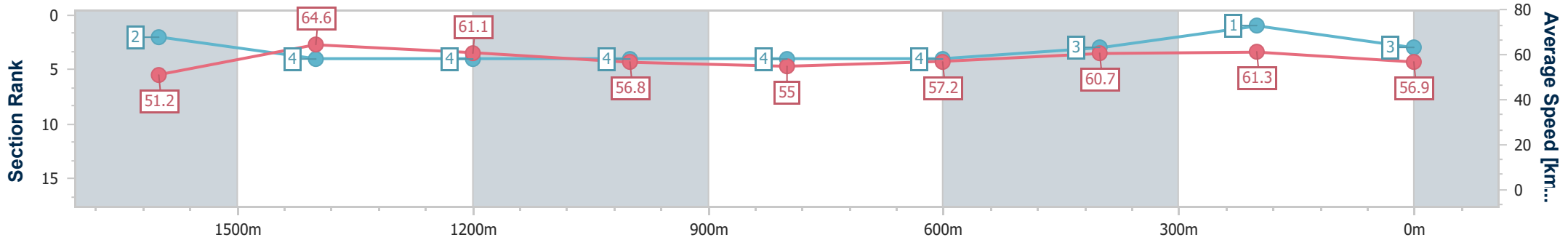
Sunshine Coast QLD Professional
Race 4: PIERCE AVENUE LODGE PTY LTD Maiden Handicap - 1800m



16 June 2024 - 14:31

Track Rating: Soft 5, Weather: Fine, Rail Position: +7m 400m-W/Post; +9m Remainder

| Section | Overall | 1600m | 1400m | 1200m | 1000m | 800m | 600m | 400m | 200m | | | |
|------------------------|--------------------------|--------------------------|--------------------------|--------------------------|--------------------------|--------------------------|--------------------------|--------------------------|--------------------------|--|--|--|
| Section Times | 1:52.11 [3] (0:14.02) | 1:38.09 [2] (0:11.17) | 1:26.92 [4] (0:11.81) | 1:15.11 [4] (0:12.69) | 1:02.42 [4] (0:13.15) | 0:49.27 [4] (0:12.84) | 0:36.43 [4] (0:12.02) | 0:24.41 [3] (0:11.77) | 0:12.64 [1] (0:12.64) | | | |
| Average Speed [km/h] | 51.2 | 64.6 | 61.1 | 56.8 | 55.0 | 57.2 | 60.7 | 61.3 | 56.9 | | | |
| Top Speed [km/h] | 65.3 | 66.0 | 63.3 | 60.2 | 57.1 | 59.1 | 62.0 | 62.3 | 59.9 | | | |
| Avg. Dist. to Rail [m] | 4.1 | 0.4 | 1.0 | 2.0 | 1.6 | 3.6 | 1.9 | 1.7 | 2.5 | | | |
| Avg. Stride Freq. [Hz] | 2.3 | 2.4 | 2.3 | 2.2 | 2.2 | 2.3 | 2.3 | 2.4 | 2.3 | | | |
| Avg. Stride Length [m] | 6.3 | 7.5 | 7.5 | 7.2 | 7.0 | 7.0 | 7.3 | 7.2 | 6.8 | | | |



- [] Ranking at each section and finish
- .-.- No data available at this section
- NA No data available



| | |
|--------------------------------|-----------------|
| Horse/Jockey Name | Lady Deanne |
| Final Rank | 4 |
| Fastest Section Time (Section) | 0:10.89 (1600m) |
| Top Speed [km/h] (Section) | 66.9 (1600m) |
| Race State | Finished |



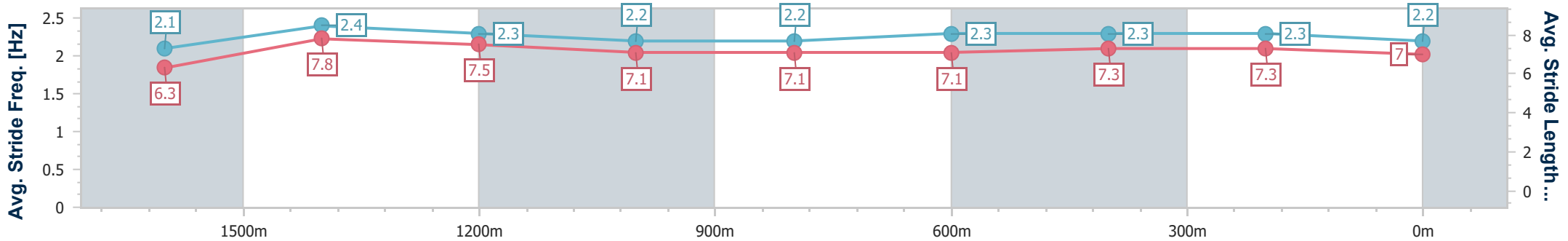
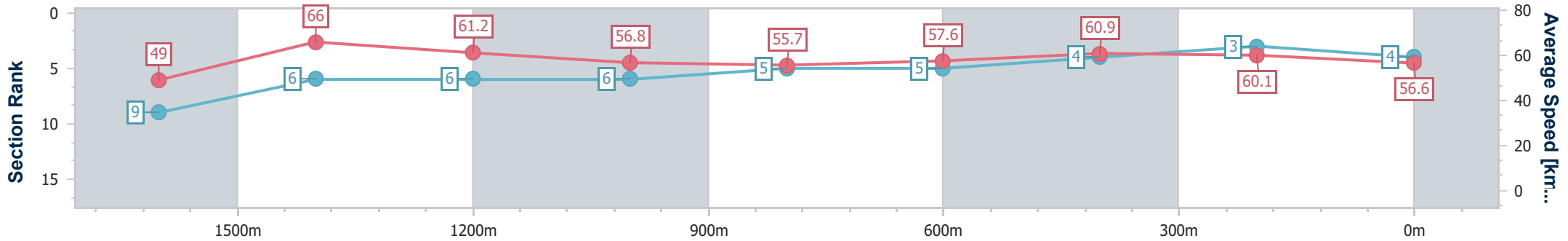
Sunshine Coast QLD Professional
Race 4: PIERCE AVENUE LODGE PTY LTD Maiden Handicap - 1800m



16 June 2024 - 14:31

Track Rating: Soft 5, Weather: Fine, Rail Position: +7m 400m-W/Post; +9m Remainder

| Section | Overall | 1600m | 1400m | 1200m | 1000m | 800m | 600m | 400m | 200m | | | |
|------------------------|--------------------------|--------------------------|--------------------------|--------------------------|--------------------------|--------------------------|--------------------------|--------------------------|--------------------------|--|--|--|
| Section Times | 1:52.44 [4] (0:14.62) | 1:37.82 [9] (0:10.89) | 1:26.93 [6] (0:11.77) | 1:15.16 [6] (0:12.65) | 1:02.51 [6] (0:13.01) | 0:49.50 [5] (0:12.78) | 0:36.72 [5] (0:12.04) | 0:24.68 [4] (0:11.97) | 0:12.71 [3] (0:12.71) | | | |
| Average Speed [km/h] | 49.0 | 66.0 | 61.2 | 56.8 | 55.7 | 57.6 | 60.9 | 60.1 | 56.6 | | | |
| Top Speed [km/h] | 66.2 | 66.9 | 63.4 | 59.5 | 58.1 | 59.8 | 62.4 | 61.5 | 57.8 | | | |
| Avg. Dist. to Rail [m] | 3.4 | 0.7 | 0.7 | 0.3 | 1.1 | 3.7 | 3.3 | 3.5 | 1.6 | | | |
| Avg. Stride Freq. [Hz] | 2.1 | 2.4 | 2.3 | 2.2 | 2.2 | 2.3 | 2.3 | 2.3 | 2.2 | | | |
| Avg. Stride Length [m] | 6.3 | 7.8 | 7.5 | 7.1 | 7.1 | 7.1 | 7.3 | 7.3 | 7.0 | | | |



- [] Ranking at each section and finish
- .-.- No data available at this section
- NA No data available



| | |
|--------------------------------|-----------------|
| Horse/Jockey Name | Benfica Lass |
| Final Rank | 5 |
| Fastest Section Time (Section) | 0:11.26 (1600m) |
| Top Speed [km/h] (Section) | 65.4 (1600m) |
| Race State | Finished |



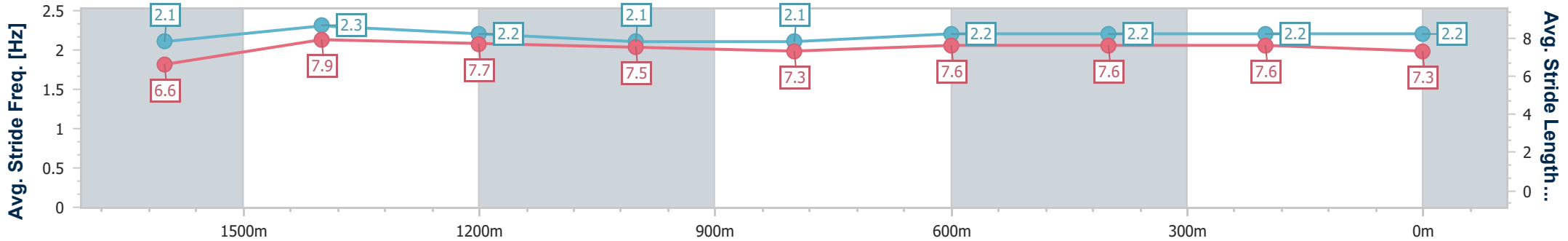
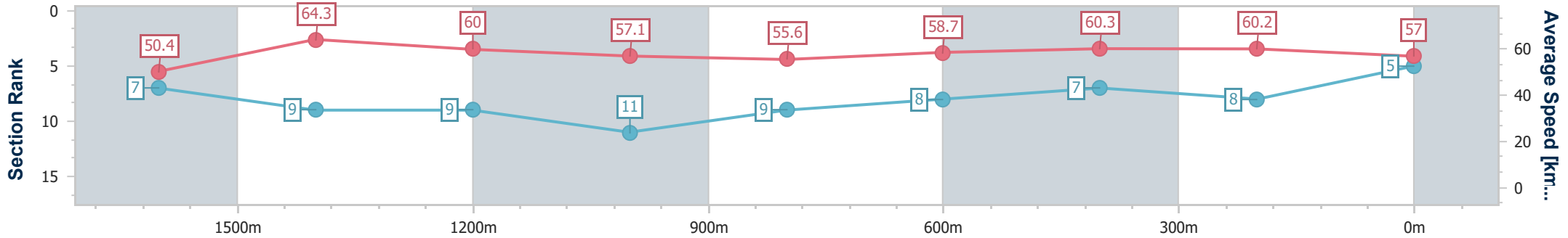
Sunshine Coast QLD Professional
Race 4: PIERCE AVENUE LODGE PTY LTD Maiden Handicap - 1800m



16 June 2024 - 14:31

Track Rating: Soft 5, Weather: Fine, Rail Position: +7m 400m-W/Post; +9m Remainder

| Section | Overall | 1600m | 1400m | 1200m | 1000m | 800m | 600m | 400m | 200m | | | |
|------------------------|--------------------------|--------------------------|--------------------------|--------------------------|---------------------------|--------------------------|--------------------------|--------------------------|--------------------------|--|--|--|
| Section Times | 1:52.66 [5] (0:14.48) | 1:38.18 [7] (0:11.26) | 1:26.92 [9] (0:12.11) | 1:14.81 [9] (0:12.65) | 1:02.16 [11] (0:13.02) | 0:49.14 [9] (0:12.49) | 0:36.65 [8] (0:12.08) | 0:24.57 [7] (0:11.97) | 0:12.60 [8] (0:12.60) | | | |
| Average Speed [km/h] | 50.4 | 64.3 | 60.0 | 57.1 | 55.6 | 58.7 | 60.3 | 60.2 | 57.0 | | | |
| Top Speed [km/h] | 63.2 | 65.4 | 63.3 | 59.5 | 59.6 | 60.4 | 61.3 | 61.3 | 59.0 | | | |
| Avg. Dist. to Rail [m] | 8.4 | 2.3 | 2.9 | 3.2 | 2.3 | 3.0 | 2.3 | 3.6 | 3.3 | | | |
| Avg. Stride Freq. [Hz] | 2.1 | 2.3 | 2.2 | 2.1 | 2.1 | 2.2 | 2.2 | 2.2 | 2.2 | | | |
| Avg. Stride Length [m] | 6.6 | 7.9 | 7.7 | 7.5 | 7.3 | 7.6 | 7.6 | 7.6 | 7.3 | | | |



- [] Ranking at each section and finish
- .-.- No data available at this section
- NA No data available



| | |
|--------------------------------|-----------------|
| Horse/Jockey Name | Il Toro D'oro |
| Final Rank | 6 |
| Fastest Section Time (Section) | 0:11.24 (1600m) |
| Top Speed [km/h] (Section) | 65.0 (1600m) |
| Race State | Finished |



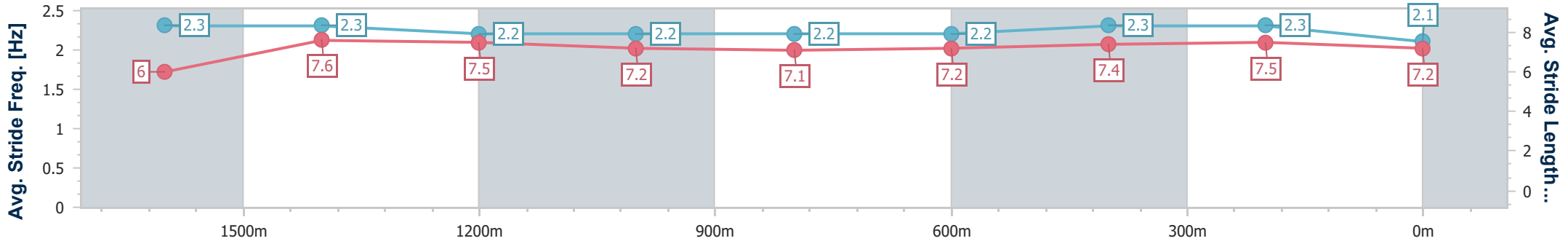
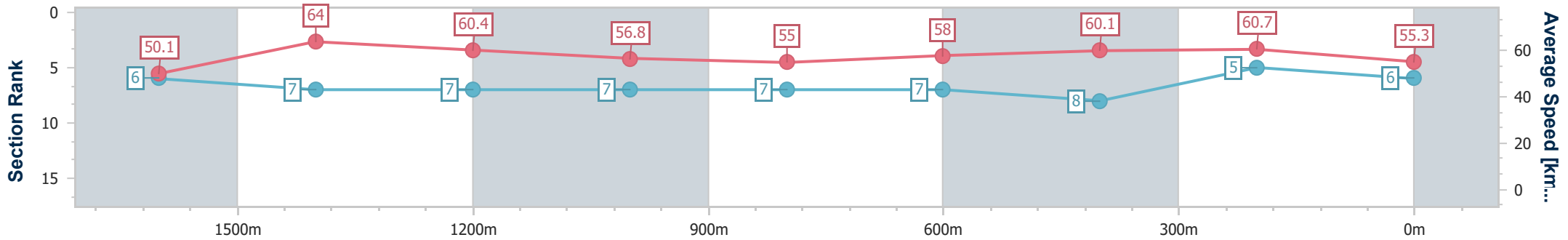
Sunshine Coast QLD Professional
Race 4: PIERCE AVENUE LODGE PTY LTD Maiden Handicap - 1800m



16 June 2024 - 14:31

Track Rating: Soft 5, Weather: Fine, Rail Position: +7m 400m-W/Post; +9m Remainder

| Section | Overall | 1600m | 1400m | 1200m | 1000m | 800m | 600m | 400m | 200m | | | |
|------------------------|--------------------------|--------------------------|--------------------------|--------------------------|--------------------------|--------------------------|--------------------------|--------------------------|--------------------------|--|--|--|
| Section Times | 1:52.95 [6] (0:14.35) | 1:38.60 [6] (0:11.24) | 1:27.36 [7] (0:11.93) | 1:15.43 [7] (0:12.67) | 1:02.76 [7] (0:13.14) | 0:49.62 [7] (0:12.62) | 0:37.00 [7] (0:12.15) | 0:24.85 [8] (0:11.83) | 0:13.02 [5] (0:13.02) | | | |
| Average Speed [km/h] | 50.1 | 64.0 | 60.4 | 56.8 | 55.0 | 58.0 | 60.1 | 60.7 | 55.3 | | | |
| Top Speed [km/h] | 63.3 | 65.0 | 63.0 | 59.0 | 57.4 | 60.2 | 60.9 | 62.2 | 57.6 | | | |
| Avg. Dist. to Rail [m] | 2.3 | 0.3 | 0.8 | 1.0 | 1.3 | 2.5 | 2.6 | 2.8 | 0.9 | | | |
| Avg. Stride Freq. [Hz] | 2.3 | 2.3 | 2.2 | 2.2 | 2.2 | 2.2 | 2.3 | 2.3 | 2.1 | | | |
| Avg. Stride Length [m] | 6.0 | 7.6 | 7.5 | 7.2 | 7.1 | 7.2 | 7.4 | 7.5 | 7.2 | | | |



- [] Ranking at each section and finish
- .-.- No data available at this section
- NA No data available



| | |
|--------------------------------|-----------------|
| Horse/Jockey Name | Chapelle |
| Final Rank | 7 |
| Fastest Section Time (Section) | 0:11.16 (1600m) |
| Top Speed [km/h] (Section) | 65.6 (1600m) |
| Race State | Finished |



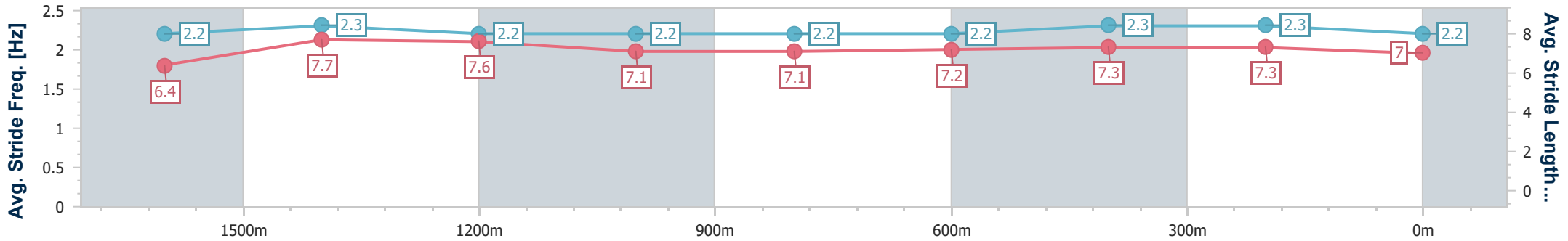
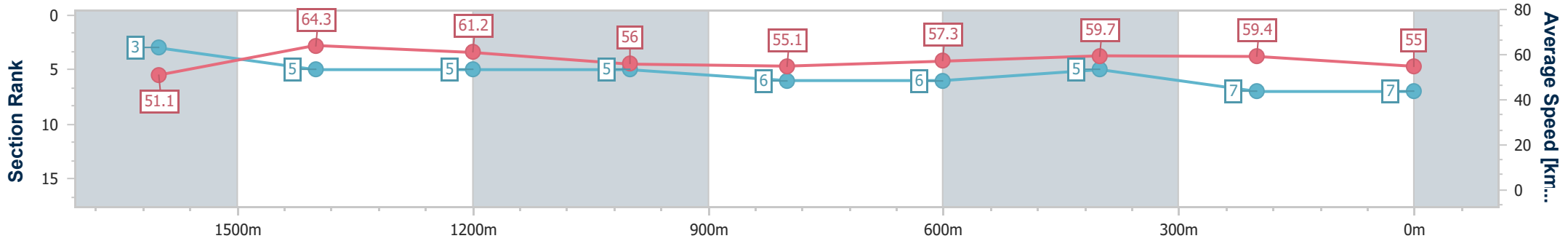
Sunshine Coast QLD Professional
 Race 4: PIERCE AVENUE LODGE PTY LTD Maiden Handicap - 1800m



16 June 2024 - 14:31

Track Rating: Soft 5, Weather: Fine, Rail Position: +7m 400m-W/Post; +9m Remainder

| Section | Overall | 1600m | 1400m | 1200m | 1000m | 800m | 600m | 400m | 200m | | | | |
|------------------------|--------------------------|--------------------------|--------------------------|--------------------------|--------------------------|--------------------------|--------------------------|--------------------------|--------------------------|--|--|--|--|
| Section Times | 1:53.16 [7] (0:14.05) | 1:39.11 [3] (0:11.16) | 1:27.95 [5] (0:11.82) | 1:16.13 [5] (0:12.86) | 1:03.27 [5] (0:13.13) | 0:50.14 [6] (0:12.73) | 0:37.41 [6] (0:12.19) | 0:25.22 [5] (0:12.12) | 0:13.10 [7] (0:13.10) | | | | |
| Average Speed [km/h] | 51.1 | 64.3 | 61.2 | 56.0 | 55.1 | 57.3 | 59.7 | 59.4 | 55.0 | | | | |
| Top Speed [km/h] | 64.6 | 65.6 | 63.9 | 58.6 | 56.6 | 58.7 | 60.9 | 60.9 | 57.2 | | | | |
| Avg. Dist. to Rail [m] | 1.4 | 0.8 | 0.7 | 1.2 | 1.2 | 2.6 | 1.8 | 1.1 | 0.6 | | | | |
| Avg. Stride Freq. [Hz] | 2.2 | 2.3 | 2.2 | 2.2 | 2.2 | 2.2 | 2.3 | 2.3 | 2.2 | | | | |
| Avg. Stride Length [m] | 6.4 | 7.7 | 7.6 | 7.1 | 7.1 | 7.2 | 7.3 | 7.3 | 7.0 | | | | |



- [] Ranking at each section and finish
- .-.- No data available at this section
- NA No data available



| | |
|--------------------------------|------------------|
| Horse/Jockey Name | The Best Bad Boy |
| Final Rank | 8 |
| Fastest Section Time (Section) | 0:11.12 (1600m) |
| Top Speed [km/h] (Section) | 65.0 (1600m) |
| Race State | Finished |



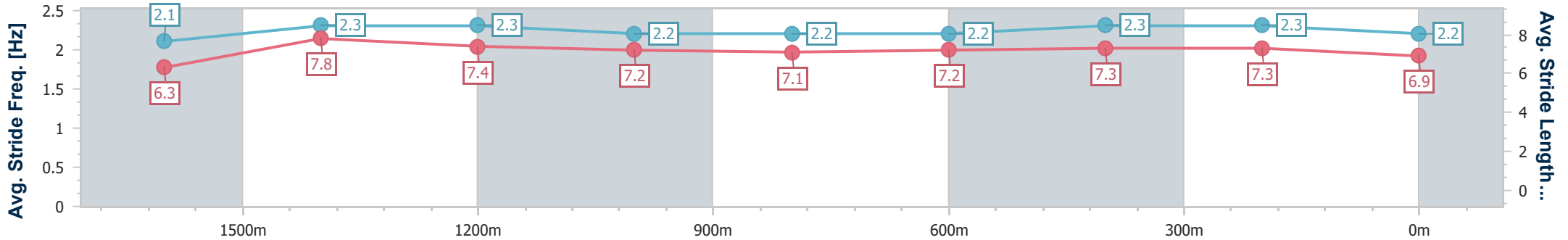
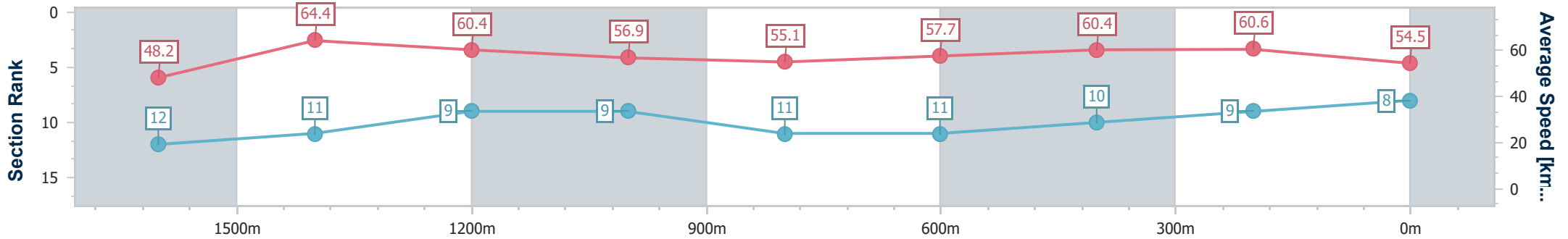
Sunshine Coast QLD Professional
Race 4: PIERCE AVENUE LODGE PTY LTD Maiden Handicap - 1800m



16 June 2024 - 14:31

Track Rating: Soft 5, Weather: Fine, Rail Position: +7m 400m-W/Post; +9m Remainder

| Section | Overall | 1600m | 1400m | 1200m | 1000m | 800m | 600m | 400m | 200m | | | |
|------------------------|--------------------------|---------------------------|---------------------------|--------------------------|--------------------------|---------------------------|---------------------------|---------------------------|--------------------------|--|--|--|
| Section Times | 1:53.33 [8] (0:14.90) | 1:38.43 [12] (0:11.12) | 1:27.31 [11] (0:11.83) | 1:15.48 [9] (0:12.64) | 1:02.84 [9] (0:13.10) | 0:49.74 [11] (0:12.62) | 0:37.12 [11] (0:12.04) | 0:25.08 [10] (0:11.87) | 0:13.21 [9] (0:13.21) | | | |
| Average Speed [km/h] | 48.2 | 64.4 | 60.4 | 56.9 | 55.1 | 57.7 | 60.4 | 60.6 | 54.5 | | | |
| Top Speed [km/h] | 63.4 | 65.0 | 64.0 | 58.6 | 57.2 | 60.4 | 61.5 | 61.8 | 58.9 | | | |
| Avg. Dist. to Rail [m] | 2.3 | 2.8 | 1.8 | 0.5 | 0.7 | 2.0 | 1.9 | 3.9 | 4.8 | | | |
| Avg. Stride Freq. [Hz] | 2.1 | 2.3 | 2.3 | 2.2 | 2.2 | 2.2 | 2.3 | 2.3 | 2.2 | | | |
| Avg. Stride Length [m] | 6.3 | 7.8 | 7.4 | 7.2 | 7.1 | 7.2 | 7.3 | 7.3 | 6.9 | | | |



- [] Ranking at each section and finish
- .-.- No data available at this section
- NA No data available



| | |
|--------------------------------|-----------------|
| Horse/Jockey Name | Crimson Beauty |
| Final Rank | 9 |
| Fastest Section Time (Section) | 0:11.17 (1600m) |
| Top Speed [km/h] (Section) | 65.5 (1600m) |
| Race State | Finished |



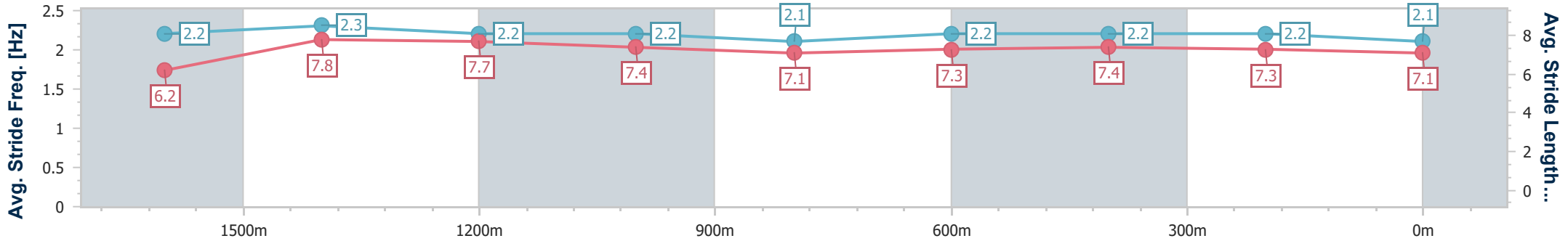
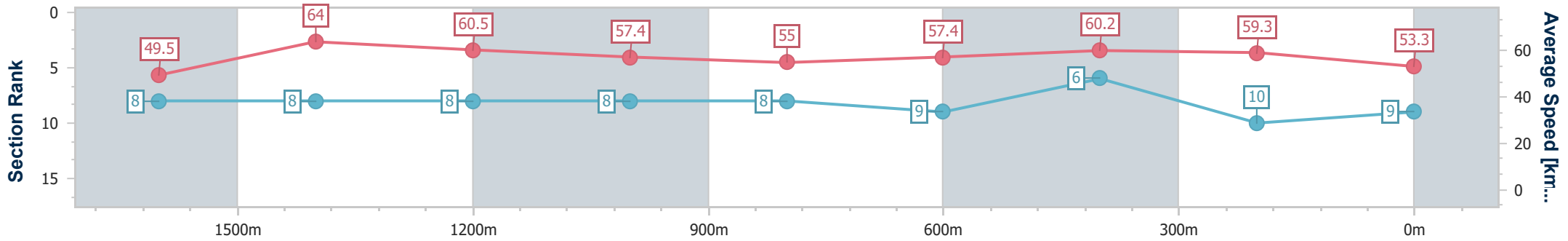
Sunshine Coast QLD Professional
 Race 4: PIERCE AVENUE LODGE PTY LTD Maiden Handicap - 1800m



16 June 2024 - 14:31

Track Rating: Soft 5, Weather: Fine, Rail Position: +7m 400m-W/Post; +9m Remainder

| Section | Overall | 1600m | 1400m | 1200m | 1000m | 800m | 600m | 400m | 200m | | | | |
|------------------------|--------------------------|--------------------------|--------------------------|--------------------------|--------------------------|--------------------------|--------------------------|--------------------------|---------------------------|--|--|--|--|
| Section Times | 1:53.69 [9] (0:14.57) | 1:39.12 [8] (0:11.17) | 1:27.95 [8] (0:11.92) | 1:16.03 [8] (0:12.54) | 1:03.49 [8] (0:13.20) | 0:50.29 [8] (0:12.68) | 0:37.61 [9] (0:11.99) | 0:25.62 [6] (0:12.12) | 0:13.50 [10] (0:13.50) | | | | |
| Average Speed [km/h] | 49.5 | 64.0 | 60.5 | 57.4 | 55.0 | 57.4 | 60.2 | 59.3 | 53.3 | | | | |
| Top Speed [km/h] | 63.5 | 65.5 | 63.6 | 59.6 | 55.6 | 59.7 | 61.3 | 61.2 | 55.3 | | | | |
| Avg. Dist. to Rail [m] | 1.7 | 1.0 | 0.6 | 1.3 | 1.9 | 1.9 | 0.4 | 0.8 | 0.9 | | | | |
| Avg. Stride Freq. [Hz] | 2.2 | 2.3 | 2.2 | 2.2 | 2.1 | 2.2 | 2.2 | 2.2 | 2.1 | | | | |
| Avg. Stride Length [m] | 6.2 | 7.8 | 7.7 | 7.4 | 7.1 | 7.3 | 7.4 | 7.3 | 7.1 | | | | |



- [] Ranking at each section and finish
- .-.- No data available at this section
- NA No data available



| | |
|--------------------------------|--------------------|
| Horse/Jockey Name | How Ya Been Anyway |
| Final Rank | 10 |
| Fastest Section Time (Section) | 0:11.03 (1600m) |
| Top Speed [km/h] (Section) | 67.5 (1600m) |
| Race State | Finished |



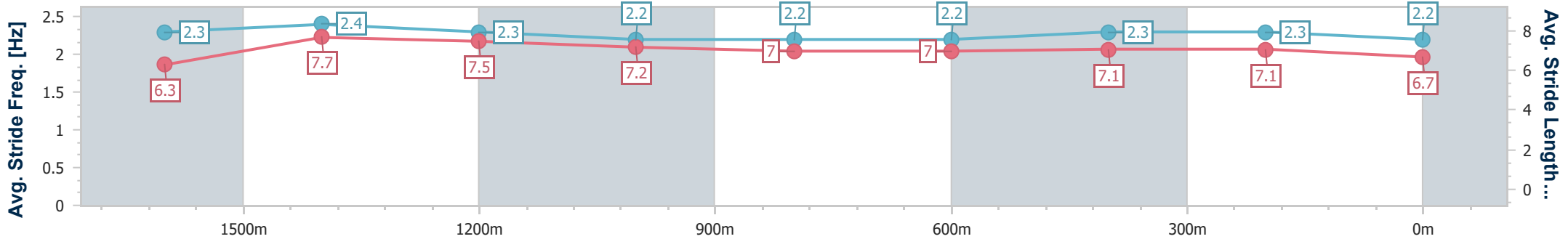
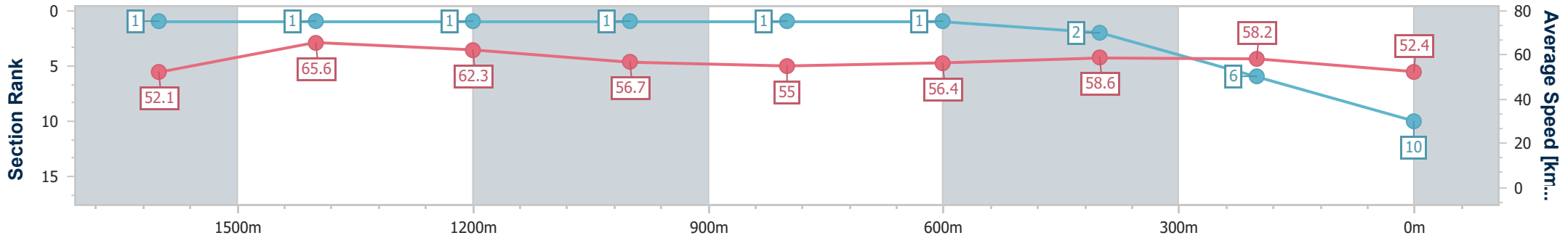
Sunshine Coast QLD Professional
 Race 4: PIERCE AVENUE LODGE PTY LTD Maiden Handicap - 1800m



16 June 2024 - 14:31

Track Rating: Soft 5, Weather: Fine, Rail Position: +7m 400m-W/Post; +9m Remainder

| Section | Overall | 1600m | 1400m | 1200m | 1000m | 800m | 600m | 400m | 200m | | | | |
|------------------------|---------------------------|--------------------------|--------------------------|--------------------------|--------------------------|--------------------------|--------------------------|--------------------------|--------------------------|--|--|--|--|
| Section Times | 1:53.79 [10] (0:13.99) | 1:39.80 [1] (0:11.03) | 1:28.77 [1] (0:11.52) | 1:17.25 [1] (0:12.73) | 1:04.52 [1] (0:13.18) | 0:51.34 [1] (0:12.91) | 0:38.43 [1] (0:12.28) | 0:26.15 [2] (0:12.39) | 0:13.76 [6] (0:13.76) | | | | |
| Average Speed [km/h] | 52.1 | 65.6 | 62.3 | 56.7 | 55.0 | 56.4 | 58.6 | 58.2 | 52.4 | | | | |
| Top Speed [km/h] | 66.7 | 67.5 | 65.4 | 57.4 | 55.9 | 58.2 | 60.6 | 60.4 | 56.5 | | | | |
| Avg. Dist. to Rail [m] | 7.0 | 2.5 | 0.4 | 1.0 | 1.4 | 1.9 | 0.8 | 0.3 | 0.8 | | | | |
| Avg. Stride Freq. [Hz] | 2.3 | 2.4 | 2.3 | 2.2 | 2.2 | 2.2 | 2.3 | 2.3 | 2.2 | | | | |
| Avg. Stride Length [m] | 6.3 | 7.7 | 7.5 | 7.2 | 7.0 | 7.0 | 7.1 | 7.1 | 6.7 | | | | |



- [] Ranking at each section and finish
- .-.- No data available at this section
- NA No data available



| | |
|--------------------------------|-----------------|
| Horse/Jockey Name | More You Think |
| Final Rank | 11 |
| Fastest Section Time (Section) | 0:11.11 (1600m) |
| Top Speed [km/h] (Section) | 67.3 (Overall) |
| Race State | Finished |



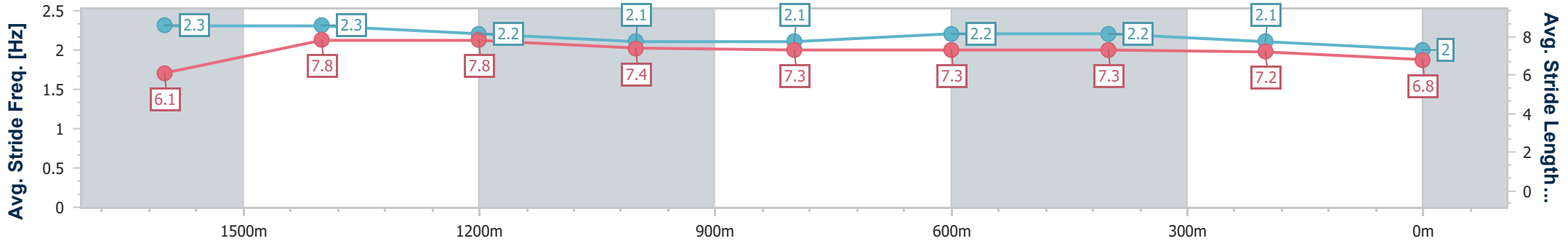
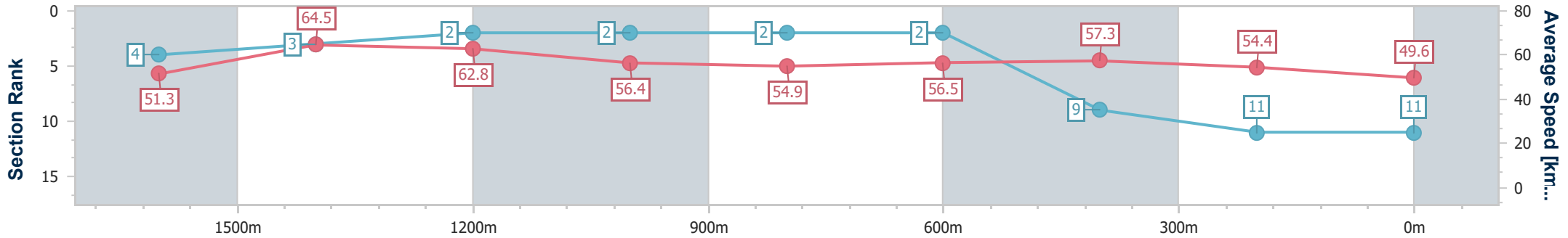
Sunshine Coast QLD Professional
 Race 4: PIERCE AVENUE LODGE PTY LTD Maiden Handicap - 1800m



16 June 2024 - 14:31

Track Rating: Soft 5, Weather: Fine, Rail Position: +7m 400m-W/Post; +9m Remainder

| Section | Overall | 1600m | 1400m | 1200m | 1000m | 800m | 600m | 400m | 200m | | | | |
|------------------------|---------------------------|--------------------------|--------------------------|--------------------------|--------------------------|--------------------------|--------------------------|--------------------------|---------------------------|--|--|--|--|
| Section Times | 1:55.85 [11] (0:14.07) | 1:41.78 [4] (0:11.11) | 1:30.67 [3] (0:11.48) | 1:19.19 [2] (0:12.78) | 1:06.41 [2] (0:13.12) | 0:53.29 [2] (0:12.87) | 0:40.42 [2] (0:12.68) | 0:27.74 [9] (0:13.25) | 0:14.49 [11] (0:14.49) | | | | |
| Average Speed [km/h] | 51.3 | 64.5 | 62.8 | 56.4 | 54.9 | 56.5 | 57.3 | 54.4 | 49.6 | | | | |
| Top Speed [km/h] | 67.3 | 67.2 | 64.8 | 59.0 | 55.8 | 57.0 | 58.6 | 57.8 | 52.9 | | | | |
| Avg. Dist. to Rail [m] | 4.6 | 0.9 | 0.3 | 1.2 | 1.2 | 1.5 | 1.7 | 0.8 | 1.2 | | | | |
| Avg. Stride Freq. [Hz] | 2.3 | 2.3 | 2.2 | 2.1 | 2.1 | 2.2 | 2.2 | 2.1 | 2.0 | | | | |
| Avg. Stride Length [m] | 6.1 | 7.8 | 7.8 | 7.4 | 7.3 | 7.3 | 7.3 | 7.2 | 6.8 | | | | |



- [] Ranking at each section and finish
- .-.- No data available at this section
- NA No data available



| | |
|--------------------------------|-----------------|
| Horse/Jockey Name | Broadway Spirit |
| Final Rank | 12 |
| Fastest Section Time (Section) | 0:11.40 (1600m) |
| Top Speed [km/h] (Section) | 64.9 (1600m) |
| Race State | Finished |



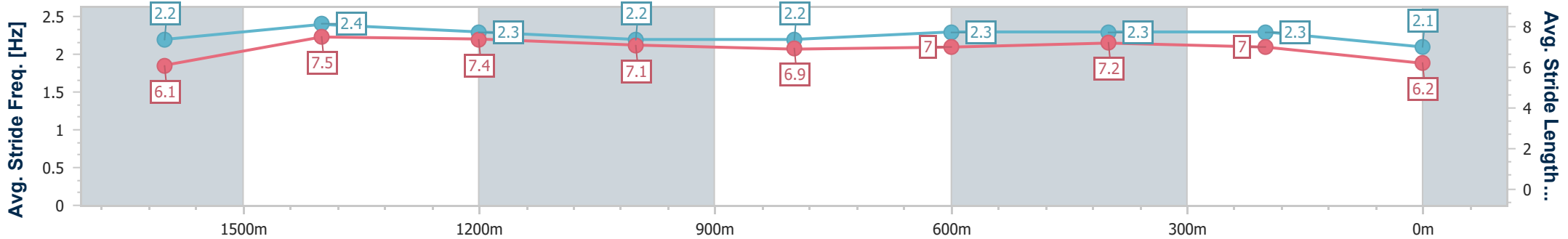
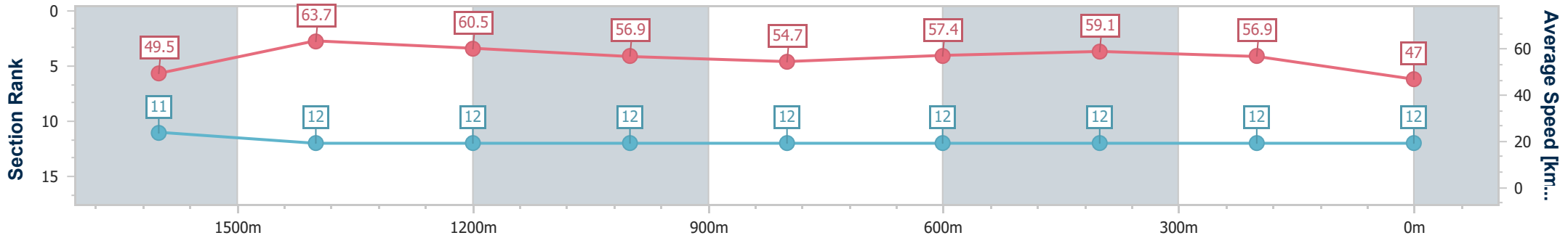
Sunshine Coast QLD Professional
Race 4: PIERCE AVENUE LODGE PTY LTD Maiden Handicap - 1800m



16 June 2024 - 14:31

Track Rating: Soft 5, Weather: Fine, Rail Position: +7m 400m-W/Post; +9m Remainder

| Section | Overall | 1600m | 1400m | 1200m | 1000m | 800m | 600m | 400m | 200m | | | |
|------------------------|---------------------------|---------------------------|---------------------------|---------------------------|---------------------------|---------------------------|---------------------------|---------------------------|---------------------------|--|--|--|
| Section Times | 1:56.78 [12] (0:14.71) | 1:42.07 [11] (0:11.40) | 1:30.67 [12] (0:12.01) | 1:18.66 [12] (0:12.65) | 1:06.01 [12] (0:13.24) | 0:52.77 [12] (0:12.62) | 0:40.15 [12] (0:12.19) | 0:27.96 [12] (0:12.68) | 0:15.28 [12] (0:15.28) | | | |
| Average Speed [km/h] | 49.5 | 63.7 | 60.5 | 56.9 | 54.7 | 57.4 | 59.1 | 56.9 | 47.0 | | | |
| Top Speed [km/h] | 61.6 | 64.9 | 63.3 | 59.0 | 56.0 | 58.5 | 60.5 | 59.8 | 52.5 | | | |
| Avg. Dist. to Rail [m] | 6.1 | 3.0 | 2.6 | 2.4 | 1.9 | 1.3 | 0.6 | 2.2 | 3.4 | | | |
| Avg. Stride Freq. [Hz] | 2.2 | 2.4 | 2.3 | 2.2 | 2.2 | 2.3 | 2.3 | 2.3 | 2.1 | | | |
| Avg. Stride Length [m] | 6.1 | 7.5 | 7.4 | 7.1 | 6.9 | 7.0 | 7.2 | 7.0 | 6.2 | | | |



- [] Ranking at each section and finish
- .-.- No data available at this section
- NA No data available



Sunshine Coast QLD Professional

Race 5: WILD HORSE TURF BENCHMARK 65 Handicap - 1800m

16 June 2024 - 15:07



Track Rating: Soft 5, Weather: Fine, Rail Position: +7m 400m-W/Post; +9m Remainder

| Section | | Overall | 1600m | 1400m | 1200m | 1000m | 800m | 600m | Last 600m | | | | |
|-------------|-------------------------------------|----------------------|----------------------|----------------------|---------------------------|---------------------------|---------------------------|---------------------------|---------------------------|---------------------------|---------------------------|---------|------------------------|
| Field Times | | 1:50.21 (0:13.57) | 1:36.64 (0:11.07) | 1:25.57 (0:11.31) | 1:14.26 (0:12.04) | 1:02.22 (0:12.56) | 0:49.66 (0:12.55) | 0:37.11 (0:12.70) | 0:37.11 | | | | |
| Rank | TAB Horse/Jockey | Barrier | Top Speed [km/h] | Fastest Section | | | | | | | | | Distance Travelled [m] |
| 1 | 3 PERSEVERE Jim Byrne | 2 | 65.4 1600m | 0:11.22 1600m | 1:50.21 [1] (0:14.24) | 1:35.97 [6] (0:11.22) | 1:24.75 [5] (0:11.68) | 1:13.07 [5] (0:12.13) | 1:00.94 [5] (0:12.53) | 0:48.41 [5] (0:12.35) | 0:36.06 [5] (0:11.83) | 0:36.06 | |
| 2 | 7 ELLA'S WORLD Ryan Maloney | 11 | 66.3 1600m | 0:11.07 1600m | 1:50.64 [2] (0:14.68) | 1:35.96 [8] (0:11.07) | 1:24.89 [8] (0:11.61) | 1:13.28 [8] (0:11.98) | 1:01.30 [6] (0:12.57) | 0:48.73 [7] (0:12.61) | 0:36.12 [9] (0:11.96) | 0:36.12 | +3 |
| 3 | 6 FAST LADY Justin Stanley | 4 | 65.0 1600m | 0:11.26 1600m | 1:50.80 [3] (0:13.81) | 1:36.99 [2] (0:11.26) | 1:25.73 [3] (0:11.60) | 1:14.13 [3] (0:12.12) | 1:02.01 [3] (0:12.66) | 0:49.35 [4] (0:12.52) | 0:36.83 [3] (0:12.08) | 0:36.83 | +6 |
| 4 | 10 TAUPO TIGER Robbie Dolan | 6 | 64.5 1600m | 0:11.19 1600m | 1:50.80 [4] (0:14.93) | 1:35.87 [9] (0:11.19) | 1:24.68 [9] (0:11.60) | 1:13.08 [9] (0:12.01) | 1:01.07 [9] (0:12.36) | 0:48.71 [9] (0:12.53) | 0:36.18 [11] (0:11.94) | 0:36.18 | -8 |
| 5 | 13 DEAL AN ACE Nikita Beriman | 10 | 67.3 1600m | 0:10.96 1600m | 1:51.04 [5] (0:13.94) | 1:37.10 [3] (0:10.96) | 1:26.14 [2] (0:11.55) | 1:14.59 [2] (0:12.12) | 1:02.47 [2] (0:12.61) | 0:49.86 [2] (0:12.60) | 0:37.26 [2] (0:12.03) | 0:37.26 | -1 |
| 6 | 9 GLEN MASSEY Karl Zechner | 5 | 65.1 1600m | 0:11.17 1600m | 1:51.06 [6] (0:14.54) | 1:36.52 [7] (0:11.17) | 1:25.35 [7] (0:11.62) | 1:13.73 [6] (0:12.06) | 1:01.67 [8] (0:12.48) | 0:49.19 [6] (0:12.54) | 0:36.65 [6] (0:11.95) | 0:36.65 | -2 |
| 7 | 8 SIMPLY REFUSE Jake Bayliss | 9 | 65.3 1600m | 0:11.29 1600m | 1:51.14 [7] (0:15.41) | 1:35.73 [11] (0:11.29) | 1:24.44 [11] (0:11.29) | 1:13.15 [10] (0:11.78) | 1:01.37 [10] (0:12.37) | 0:49.00 [10] (0:12.42) | 0:36.58 [10] (0:12.00) | 0:36.58 | +7 |
| 8 | 14 FLASH PRINCE Samantha Collett | 13 | 63.8 1600m | 0:11.48 1600m | 1:51.23 [8] (0:14.99) | 1:36.24 [10] (0:11.48) | 1:24.76 [10] (0:11.60) | 1:13.16 [11] (0:12.01) | 1:01.15 [11] (0:12.32) | 0:48.83 [12] (0:12.49) | 0:36.34 [12] (0:11.87) | 0:36.34 | -5 |
| 9 | 11 ALPHA JANE Tahlia Fenlon | 1 | 65.2 1600m | 0:11.19 1600m | 1:51.26 [9] (0:14.01) | 1:37.25 [4] (0:11.19) | 1:26.06 [4] (0:11.64) | 1:14.42 [4] (0:12.04) | 1:02.38 [4] (0:12.55) | 0:49.83 [3] (0:12.57) | 0:37.26 [4] (0:12.12) | 0:37.26 | -1 |
| 10 | 5 SLY CORNER Damien Thornton | 3 | 65.8 1600m | 0:11.45 1600m | 1:51.63 [10] (0:14.12) | 1:37.51 [5] (0:11.45) | 1:26.06 [6] (0:11.78) | 1:14.28 [7] (0:12.03) | 1:02.25 [7] (0:12.54) | 0:49.71 [8] (0:12.53) | 0:37.18 [7] (0:12.05) | 0:37.18 | +7 |

Scratched: Guts 'N' Glory (#2), Diablo Bolt (#1)

[] Ranking at each section and finish
 -:-:- No data available at this section
 NA No data available
 SCN Saddle cloth number
 DNF Did not finish
 DNT Did not track



Sunshine Coast QLD Professional
Race 5: WILD HORSE TURF BENCHMARK 65 Handicap - 1800m
 16 June 2024 - 15:07



Track Rating: Soft 5, Weather: Fine, Rail Position: +7m 400m-W/Post; +9m Remainder

| Section | | Overall | 1600m | 1400m | 1200m | 1000m | 800m | 600m | Last 600m | | | | | |
|-------------|---|----------------------|----------------------|----------------------|---------------------------|---------------------------|---------------------------|---------------------------|---------------------------|---------------------------|--------------------------|---------|----|------------------------|
| Field Times | | 1:50.21 (0:13.57) | 1:36.64 (0:11.07) | 1:25.57 (0:11.31) | 1:14.26 (0:12.04) | 1:02.22 (0:12.56) | 0:49.66 (0:12.55) | 0:37.11 (0:12.70) | 0:37.11 | | | | | |
| Rank | TAB Horse/Jockey | Barrier | Top Speed [km/h] | Fastest Section | | | | | | | | | | Distance Travelled [m] |
| 11 | 4 CAPITAN DE SEDA Adin Thompson | 8 | 66.0 1600m | 0:11.40 1400m | 1:52.30 [11] (0:15.42) | 1:36.88 [12] (0:11.45) | 1:25.43 [12] (0:11.40) | 1:14.03 [12] (0:11.88) | 1:02.15 [12] (0:12.05) | 0:50.10 [11] (0:12.28) | 0:37.82 [8] (0:12.05) | 0:37.82 | +8 | |
| 12 | 12 ADELAIDE'S LACE Dale Smith | 7 | 66.2 1600m | 0:11.07 1600m | 1:53.89 [12] (0:13.57) | 1:40.32 [1] (0:11.07) | 1:29.25 [1] (0:11.31) | 1:17.94 [1] (0:12.04) | 1:05.90 [1] (0:12.56) | 0:53.34 [1] (0:12.55) | 0:40.79 [1] (0:12.70) | 0:40.79 | -1 | |

Scratched: Guts 'N' Glory (#2), Diablo Bolt (#1)

[] Ranking at each section and finish
 -:-:- No data available at this section
 NA No data available

SCN Saddle cloth number
 DNF Did not finish
 DNT Did not track



Sunshine Coast QLD Professional

Race 5: WILD HORSE TURF BENCHMARK 65 Handicap - 1800m

16 June 2024 - 15:07



Track Rating: Soft 5, Weather: Fine, Rail Position: +7m 400m-W/Post; +9m Remainder

| Section | | | | 400m | 200m | | | Last 600m | | | |
|-------------|-----|---|---------|----------------------|----------------------|---------------------------|---------------------------|-----------|--|------------------------|------------|
| Field Times | | | | 0:24.41 (0:11.87) | 0:12.54 (0:12.54) | | | 0:37.11 | | | |
| Rank | TAB | Horse/Jockey | Barrier | Top Speed [km/h] | Fastest Section | Margin | | | | Distance Travelled [m] | |
| 1 | 3 | PERSEVERE Jim Byrne | 2 | 65.4 1600m | 0:11.22 1600m | 0:24.23 [3] (0:11.69) | 0:12.54 [1] (0:12.54) | 1:50.21 | | | 0:36.06 |
| 2 | 7 | ELLA'S WORLD Ryan Maloney | 11 | 66.3 1600m | 0:11.07 1600m | 0:24.16 [7] (0:11.79) | 0:12.37 [5] (0:12.37) | 2.3L | | | 0:36.12 +3 |
| 3 | 6 | FAST LADY Justin Stanley | 4 | 65.0 1600m | 0:11.26 1600m | 0:24.75 [4] (0:12.04) | 0:12.71 [3] (0:12.71) | 3.1L | | | 0:36.83 +6 |
| 4 | 10 | TAUPO TIGER Robbie Dolan | 6 | 64.5 1600m | 0:11.19 1600m | 0:24.24 [11] (0:11.64) | 0:12.60 [4] (0:12.60) | 3.2L | | | 0:36.18 -8 |
| 5 | 13 | DEAL AN ACE Nikita Beriman | 10 | 67.3 1600m | 0:10.96 1600m | 0:25.23 [2] (0:12.23) | 0:13.00 [2] (0:13.00) | 4.5L | | | 0:37.26 -1 |
| 6 | 9 | GLEN MASSEY Karl Zechner | 5 | 65.1 1600m | 0:11.17 1600m | 0:24.70 [6] (0:11.93) | 0:12.77 [6] (0:12.77) | 4.6L | | | 0:36.65 -2 |
| 7 | 8 | SIMPLY REFUSE Jake Bayliss | 9 | 65.3 1600m | 0:11.29 1600m | 0:24.58 [10] (0:11.87) | 0:12.71 [8] (0:12.71) | 5L | | | 0:36.58 +7 |
| 8 | 14 | FLASH PRINCE Samantha Collett | 13 | 63.8 1600m | 0:11.48 1600m | 0:24.47 [12] (0:11.88) | 0:12.59 [11] (0:12.59) | 5.4L | | | 0:36.34 -5 |
| 9 | 11 | ALPHA JANE Tahlia Fenlon | 1 | 65.2 1600m | 0:11.19 1600m | 0:25.14 [5] (0:12.29) | 0:12.85 [7] (0:12.85) | 5.6L | | | 0:37.26 -1 |
| 10 | 5 | SLY CORNER Damien Thornton | 3 | 65.8 1600m | 0:11.45 1600m | 0:25.13 [8] (0:12.11) | 0:13.02 [10] (0:13.02) | 7.6L | | | 0:37.18 +7 |

Scratched: Guts 'N' Glory (#2), Diablo Bolt (#1)

[] Ranking at each section and finish
 -:-:- No data available at this section
 NA No data available

SCN Saddle cloth number
 DNF Did not finish
 DNT Did not track



Sunshine Coast QLD Professional
Race 5: WILD HORSE TURF BENCHMARK 65 Handicap - 1800m
 16 June 2024 - 15:07



Track Rating: Soft 5, Weather: Fine, Rail Position: +7m 400m-W/Post; +9m Remainder

| Section | | 400m | 200m | | | Last 600m | | |
|-------------|---|----------------------|----------------------|------------------|--------------------------|---------------------------|------------------------|---------------|
| Field Times | | 0:24.41 (0:11.87) | 0:12.54 (0:12.54) | | | 0:37.11 | | |
| Rank | TAB Horse/Jockey | Barrier | Top Speed [km/h] | Fastest Section | Margin | | Distance Travelled [m] | |
| 11 | 4 CAPITAN DE SEDA Adin Thompson | 8 | 66.0 1600m | 0:11.40 1400m | 0:25.77 [9] (0:11.95) | 0:13.82 [9] (0:13.82) | 11.4L | 0:37.82 +8 |
| 12 | 12 ADELAIDE'S LACE Dale Smith | 7 | 66.2 1600m | 0:11.07 1600m | 0:28.09 [1] (0:13.04) | 0:15.05 [12] (0:15.05) | 20.7L | 0:40.79 -1 |

Scratched: Guts 'N' Glory (#2), Diablo Bolt (#1)

[] Ranking at each section and finish
 -:-:- No data available at this section
 NA No data available

SCN Saddle cloth number
 DNF Did not finish
 DNT Did not track



| | |
|--------------------------------|-----------------|
| Horse/Jockey Name | Persevere |
| Final Rank | 1 |
| Fastest Section Time (Section) | 0:11.22 (1600m) |
| Top Speed [km/h] (Section) | 65.4 (1600m) |
| Race State | Finished |



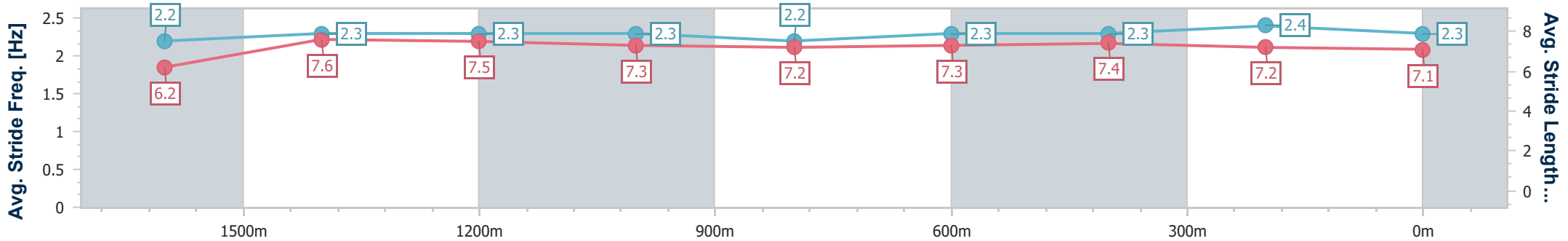
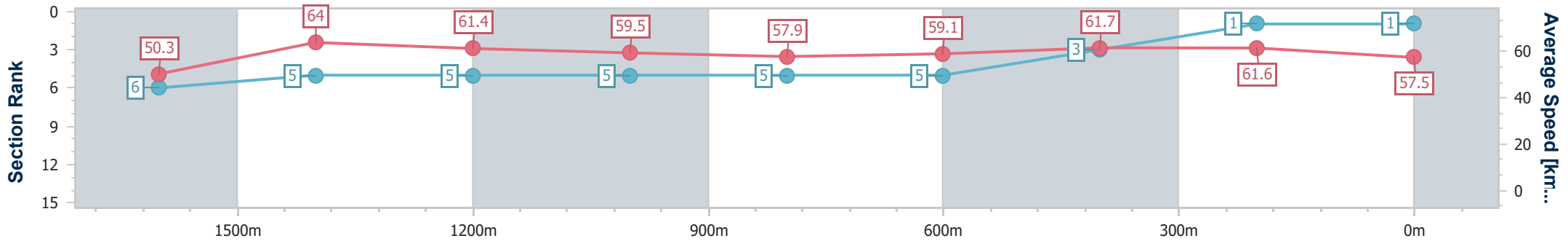
Sunshine Coast QLD Professional
Race 5: WILD HORSE TURF BENCHMARK 65 Handicap - 1800m



16 June 2024 - 15:07

Track Rating: Soft 5, Weather: Fine, Rail Position: +7m 400m-W/Post; +9m Remainder

| Section | Overall | 1600m | 1400m | 1200m | 1000m | 800m | 600m | 400m | 200m | | | |
|------------------------|--------------------------|--------------------------|--------------------------|--------------------------|--------------------------|--------------------------|--------------------------|--------------------------|--------------------------|--|--|--|
| Section Times | 1:50.21 [1] (0:14.24) | 1:35.97 [6] (0:11.22) | 1:24.75 [5] (0:11.68) | 1:13.07 [5] (0:12.13) | 1:00.94 [5] (0:12.53) | 0:48.41 [5] (0:12.35) | 0:36.06 [5] (0:11.83) | 0:24.23 [3] (0:11.69) | 0:12.54 [1] (0:12.54) | | | |
| Average Speed [km/h] | 50.3 | 64.0 | 61.4 | 59.5 | 57.9 | 59.1 | 61.7 | 61.6 | 57.5 | | | |
| Top Speed [km/h] | 62.8 | 65.4 | 62.4 | 61.5 | 58.4 | 61.1 | 62.4 | 62.9 | 60.7 | | | |
| Avg. Dist. to Rail [m] | 1.7 | 1.2 | 1.0 | 2.0 | 2.3 | 2.3 | 2.8 | 3.5 | 3.5 | | | |
| Avg. Stride Freq. [Hz] | 2.2 | 2.3 | 2.3 | 2.3 | 2.2 | 2.3 | 2.3 | 2.4 | 2.3 | | | |
| Avg. Stride Length [m] | 6.2 | 7.6 | 7.5 | 7.3 | 7.2 | 7.3 | 7.4 | 7.2 | 7.1 | | | |



- [] Ranking at each section and finish
- .-.- No data available at this section
- NA No data available



| | |
|--------------------------------|-----------------|
| Horse/Jockey Name | Ella's World |
| Final Rank | 2 |
| Fastest Section Time (Section) | 0:11.07 (1600m) |
| Top Speed [km/h] (Section) | 66.3 (1600m) |
| Race State | Finished |



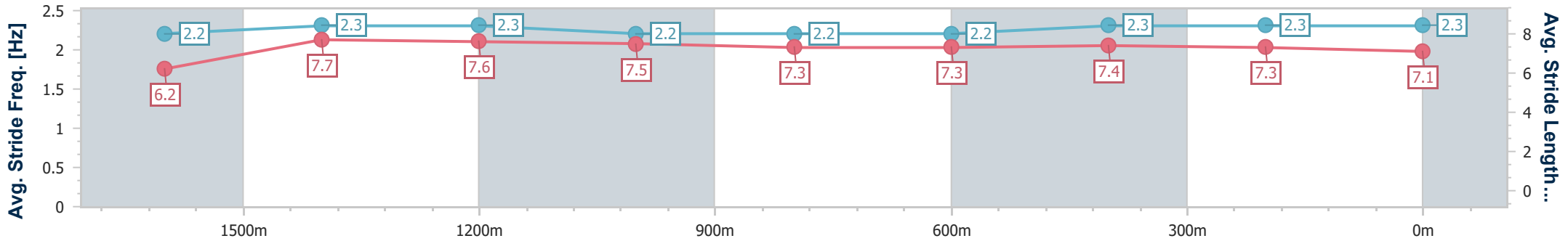
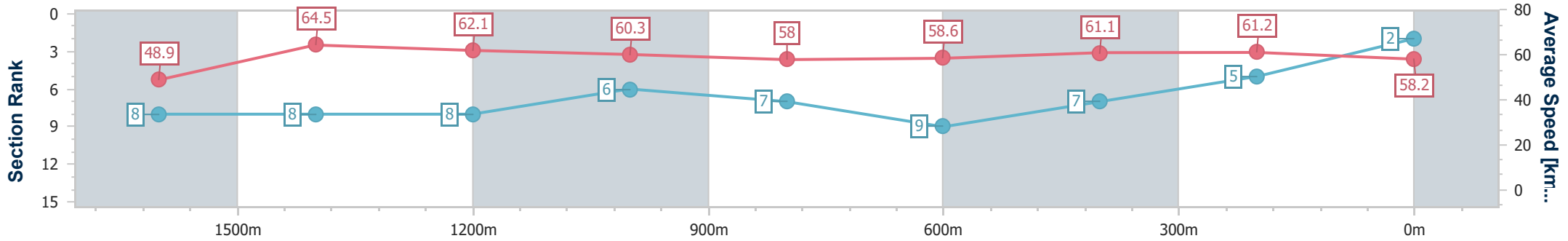
Sunshine Coast QLD Professional
Race 5: WILD HORSE TURF BENCHMARK 65 Handicap - 1800m



16 June 2024 - 15:07

Track Rating: Soft 5, Weather: Fine, Rail Position: +7m 400m-W/Post; +9m Remainder

| Section | Overall | 1600m | 1400m | 1200m | 1000m | 800m | 600m | 400m | 200m | | | | |
|------------------------|--------------------------|--------------------------|--------------------------|--------------------------|--------------------------|--------------------------|--------------------------|--------------------------|--------------------------|--|--|--|--|
| Section Times | 1:50.64 [2] (0:14.68) | 1:35.96 [8] (0:11.07) | 1:24.89 [8] (0:11.61) | 1:13.28 [8] (0:11.98) | 1:01.30 [6] (0:12.57) | 0:48.73 [7] (0:12.61) | 0:36.12 [9] (0:11.96) | 0:24.16 [7] (0:11.79) | 0:12.37 [5] (0:12.37) | | | | |
| Average Speed [km/h] | 48.9 | 64.5 | 62.1 | 60.3 | 58.0 | 58.6 | 61.1 | 61.2 | 58.2 | | | | |
| Top Speed [km/h] | 62.8 | 66.3 | 63.7 | 61.4 | 59.0 | 60.7 | 61.8 | 61.8 | 60.4 | | | | |
| Avg. Dist. to Rail [m] | 4.9 | 1.8 | 0.6 | 3.5 | 3.7 | 4.3 | 3.0 | 4.9 | 4.1 | | | | |
| Avg. Stride Freq. [Hz] | 2.2 | 2.3 | 2.3 | 2.2 | 2.2 | 2.2 | 2.3 | 2.3 | 2.3 | | | | |
| Avg. Stride Length [m] | 6.2 | 7.7 | 7.6 | 7.5 | 7.3 | 7.3 | 7.4 | 7.3 | 7.1 | | | | |



- [] Ranking at each section and finish
- .-.- No data available at this section
- NA No data available



| | |
|--------------------------------|-----------------|
| Horse/Jockey Name | Fast Lady |
| Final Rank | 3 |
| Fastest Section Time (Section) | 0:11.26 (1600m) |
| Top Speed [km/h] (Section) | 65.0 (1600m) |
| Race State | Finished |



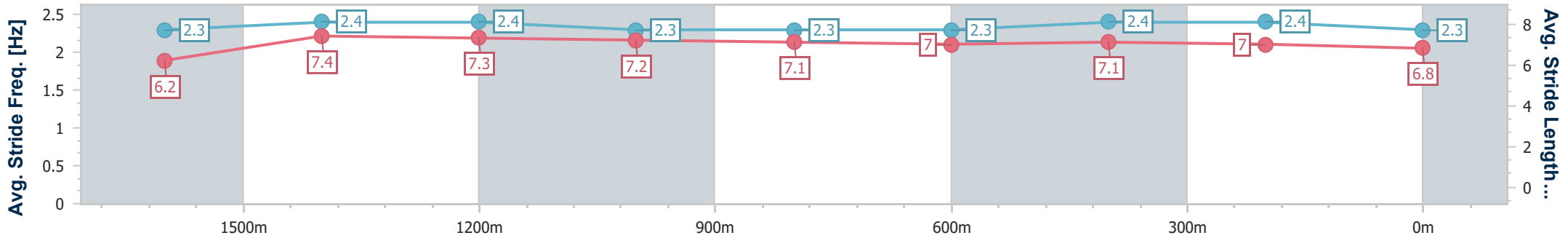
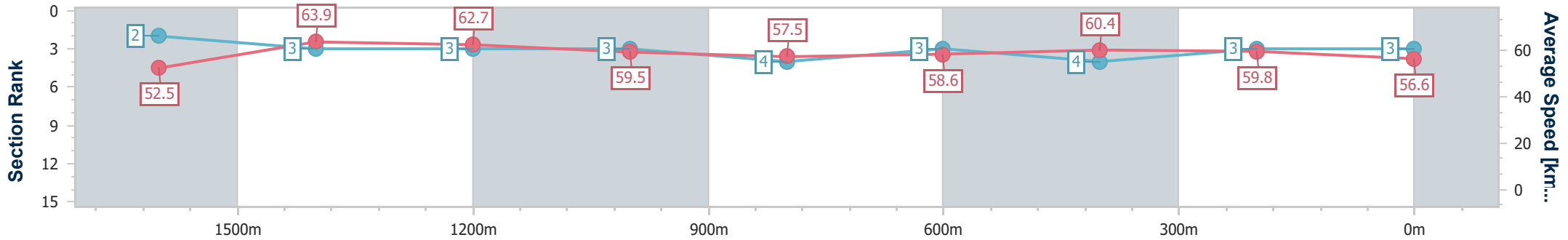
Sunshine Coast QLD Professional
Race 5: WILD HORSE TURF BENCHMARK 65 Handicap - 1800m



16 June 2024 - 15:07

Track Rating: Soft 5, Weather: Fine, Rail Position: +7m 400m-W/Post; +9m Remainder

| Section | Overall | 1600m | 1400m | 1200m | 1000m | 800m | 600m | 400m | 200m | | | | |
|------------------------|--------------------------|--------------------------|--------------------------|--------------------------|--------------------------|--------------------------|--------------------------|--------------------------|--------------------------|--|--|--|--|
| Section Times | 1:50.80 [3] (0:13.81) | 1:36.99 [2] (0:11.26) | 1:25.73 [3] (0:11.60) | 1:14.13 [3] (0:12.12) | 1:02.01 [3] (0:12.66) | 0:49.35 [4] (0:12.52) | 0:36.83 [3] (0:12.08) | 0:24.75 [4] (0:12.04) | 0:12.71 [3] (0:12.71) | | | | |
| Average Speed [km/h] | 52.5 | 63.9 | 62.7 | 59.5 | 57.5 | 58.6 | 60.4 | 59.8 | 56.6 | | | | |
| Top Speed [km/h] | 64.3 | 65.0 | 63.4 | 62.2 | 58.1 | 60.8 | 61.5 | 61.5 | 58.7 | | | | |
| Avg. Dist. to Rail [m] | 3.2 | 2.0 | 3.0 | 3.9 | 3.8 | 3.4 | 1.6 | 2.6 | 1.4 | | | | |
| Avg. Stride Freq. [Hz] | 2.3 | 2.4 | 2.4 | 2.3 | 2.3 | 2.3 | 2.4 | 2.4 | 2.3 | | | | |
| Avg. Stride Length [m] | 6.2 | 7.4 | 7.3 | 7.2 | 7.1 | 7.0 | 7.1 | 7.0 | 6.8 | | | | |



- [] Ranking at each section and finish
- .-.- No data available at this section
- NA No data available



| | |
|--------------------------------|-----------------|
| Horse/Jockey Name | Taupo Tiger |
| Final Rank | 4 |
| Fastest Section Time (Section) | 0:11.19 (1600m) |
| Top Speed [km/h] (Section) | 64.5 (1600m) |
| Race State | Finished |



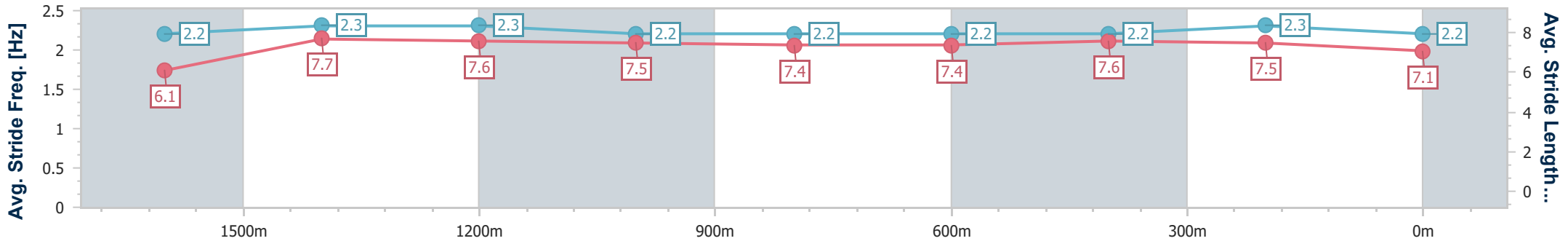
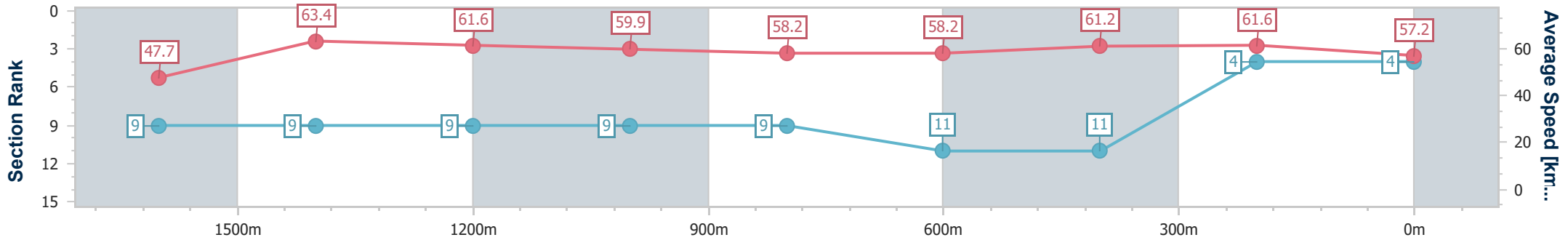
Sunshine Coast QLD Professional
Race 5: WILD HORSE TURF BENCHMARK 65 Handicap - 1800m



16 June 2024 - 15:07

Track Rating: Soft 5, Weather: Fine, Rail Position: +7m 400m-W/Post; +9m Remainder

| Section | Overall | 1600m | 1400m | 1200m | 1000m | 800m | 600m | 400m | 200m | | | |
|------------------------|--------------------------|--------------------------|--------------------------|--------------------------|--------------------------|--------------------------|---------------------------|---------------------------|--------------------------|--|--|--|
| Section Times | 1:50.80 [4] (0:14.93) | 1:35.87 [9] (0:11.19) | 1:24.68 [9] (0:11.60) | 1:13.08 [9] (0:12.01) | 1:01.07 [9] (0:12.36) | 0:48.71 [9] (0:12.53) | 0:36.18 [11] (0:11.94) | 0:24.24 [11] (0:11.64) | 0:12.60 [4] (0:12.60) | | | |
| Average Speed [km/h] | 47.7 | 63.4 | 61.6 | 59.9 | 58.2 | 58.2 | 61.2 | 61.6 | 57.2 | | | |
| Top Speed [km/h] | 61.8 | 64.5 | 63.4 | 60.8 | 59.2 | 60.2 | 62.8 | 62.7 | 60.0 | | | |
| Avg. Dist. to Rail [m] | 4.1 | 4.4 | 3.4 | 1.2 | 0.7 | 2.3 | 2.1 | 1.1 | 2.0 | | | |
| Avg. Stride Freq. [Hz] | 2.2 | 2.3 | 2.3 | 2.2 | 2.2 | 2.2 | 2.2 | 2.3 | 2.2 | | | |
| Avg. Stride Length [m] | 6.1 | 7.7 | 7.6 | 7.5 | 7.4 | 7.4 | 7.6 | 7.5 | 7.1 | | | |



- [] Ranking at each section and finish
- .-.- No data available at this section
- NA No data available



| | |
|--------------------------------|-----------------|
| Horse/Jockey Name | Deal An Ace |
| Final Rank | 5 |
| Fastest Section Time (Section) | 0:10.96 (1600m) |
| Top Speed [km/h] (Section) | 67.3 (1600m) |
| Race State | Finished |



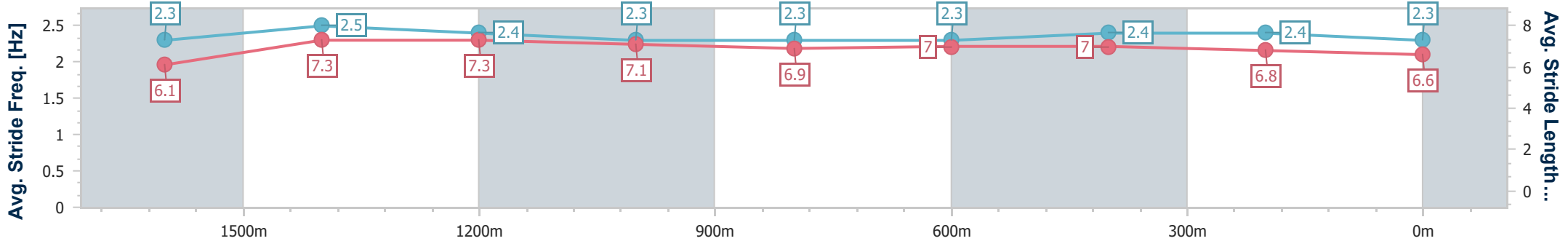
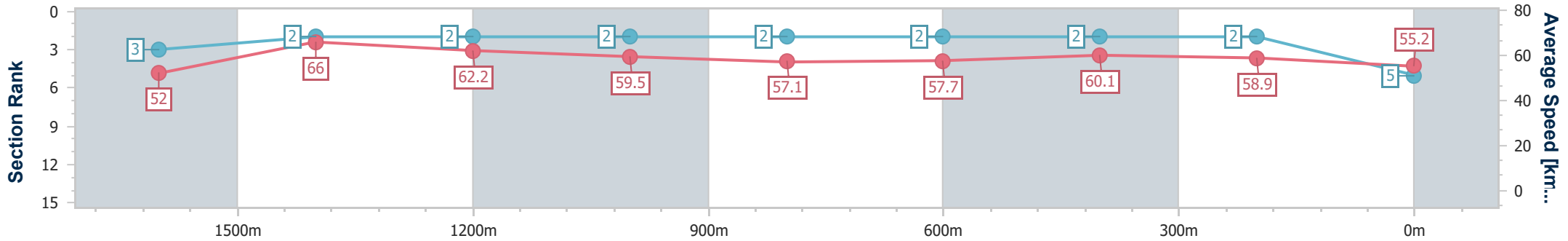
Sunshine Coast QLD Professional
Race 5: WILD HORSE TURF BENCHMARK 65 Handicap - 1800m



16 June 2024 - 15:07

Track Rating: Soft 5, Weather: Fine, Rail Position: +7m 400m-W/Post; +9m Remainder

| Section | Overall | 1600m | 1400m | 1200m | 1000m | 800m | 600m | 400m | 200m | | | |
|------------------------|--------------------------|--------------------------|--------------------------|--------------------------|--------------------------|--------------------------|--------------------------|--------------------------|--------------------------|--|--|--|
| Section Times | 1:51.04 [5] (0:13.94) | 1:37.10 [3] (0:10.96) | 1:26.14 [2] (0:11.55) | 1:14.59 [2] (0:12.12) | 1:02.47 [2] (0:12.61) | 0:49.86 [2] (0:12.60) | 0:37.26 [2] (0:12.03) | 0:25.23 [2] (0:12.23) | 0:13.00 [2] (0:13.00) | | | |
| Average Speed [km/h] | 52.0 | 66.0 | 62.2 | 59.5 | 57.1 | 57.7 | 60.1 | 58.9 | 55.2 | | | |
| Top Speed [km/h] | 65.3 | 67.3 | 64.4 | 61.0 | 58.2 | 59.5 | 61.9 | 60.4 | 58.5 | | | |
| Avg. Dist. to Rail [m] | 5.6 | 1.9 | 0.5 | 0.2 | 0.4 | 1.8 | 0.7 | 1.3 | 1.6 | | | |
| Avg. Stride Freq. [Hz] | 2.3 | 2.5 | 2.4 | 2.3 | 2.3 | 2.3 | 2.4 | 2.4 | 2.3 | | | |
| Avg. Stride Length [m] | 6.1 | 7.3 | 7.3 | 7.1 | 6.9 | 7.0 | 7.0 | 6.8 | 6.6 | | | |



- [] Ranking at each section and finish
- .-.- No data available at this section
- NA No data available



| | |
|--------------------------------|-----------------|
| Horse/Jockey Name | Glen Massey |
| Final Rank | 6 |
| Fastest Section Time (Section) | 0:11.17 (1600m) |
| Top Speed [km/h] (Section) | 65.1 (1600m) |
| Race State | Finished |



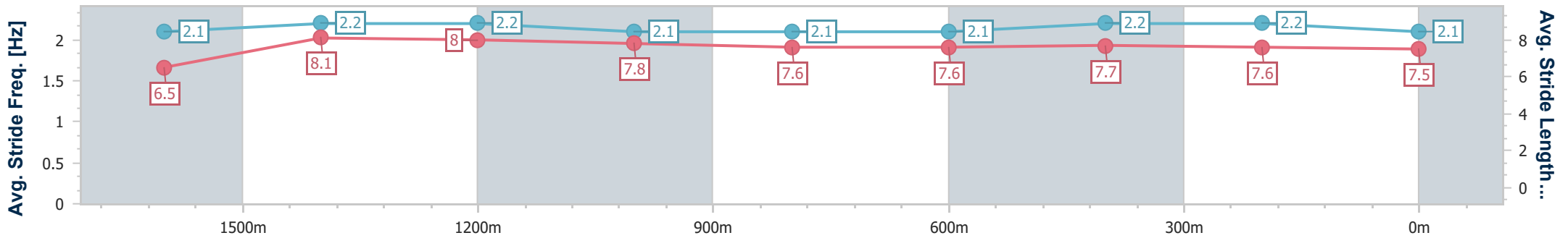
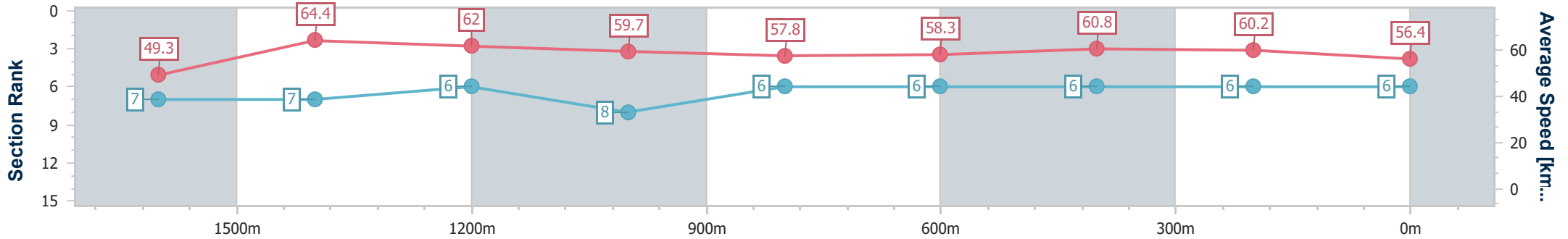
Sunshine Coast QLD Professional
Race 5: WILD HORSE TURF BENCHMARK 65 Handicap - 1800m



16 June 2024 - 15:07

Track Rating: Soft 5, Weather: Fine, Rail Position: +7m 400m-W/Post; +9m Remainder

| Section | Overall | 1600m | 1400m | 1200m | 1000m | 800m | 600m | 400m | 200m | | | |
|------------------------|--------------------------|--------------------------|--------------------------|--------------------------|--------------------------|--------------------------|--------------------------|--------------------------|--------------------------|--|--|--|
| Section Times | 1:51.06 [6] (0:14.54) | 1:36.52 [7] (0:11.17) | 1:25.35 [7] (0:11.62) | 1:13.73 [6] (0:12.06) | 1:01.67 [8] (0:12.48) | 0:49.19 [6] (0:12.54) | 0:36.65 [6] (0:11.95) | 0:24.70 [6] (0:11.93) | 0:12.77 [6] (0:12.77) | | | |
| Average Speed [km/h] | 49.3 | 64.4 | 62.0 | 59.7 | 57.8 | 58.3 | 60.8 | 60.2 | 56.4 | | | |
| Top Speed [km/h] | 62.6 | 65.1 | 63.4 | 60.5 | 58.4 | 60.2 | 61.6 | 61.7 | 58.9 | | | |
| Avg. Dist. to Rail [m] | 2.9 | 0.8 | 1.1 | 2.2 | 0.6 | 2.4 | 1.8 | 3.4 | 4.0 | | | |
| Avg. Stride Freq. [Hz] | 2.1 | 2.2 | 2.2 | 2.1 | 2.1 | 2.1 | 2.2 | 2.2 | 2.1 | | | |
| Avg. Stride Length [m] | 6.5 | 8.1 | 8.0 | 7.8 | 7.6 | 7.6 | 7.7 | 7.6 | 7.5 | | | |



- [] Ranking at each section and finish
- .-.- No data available at this section
- NA No data available



| | |
|--------------------------------|-----------------|
| Horse/Jockey Name | Simply Refuse |
| Final Rank | 7 |
| Fastest Section Time (Section) | 0:11.29 (1600m) |
| Top Speed [km/h] (Section) | 65.3 (1600m) |
| Race State | Finished |



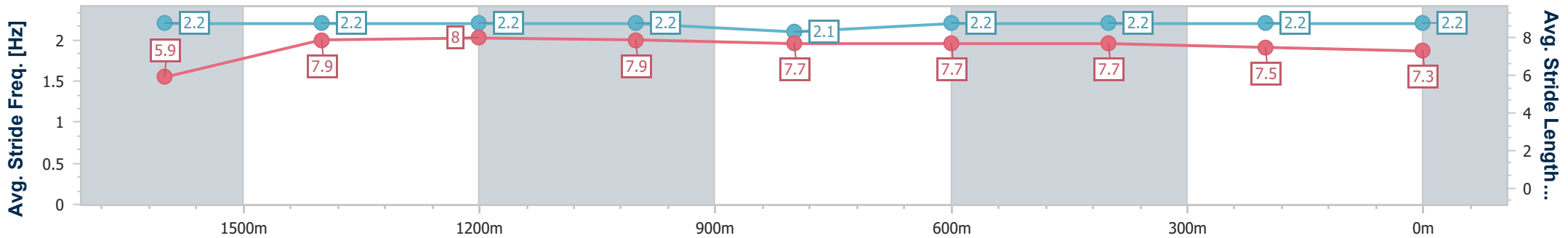
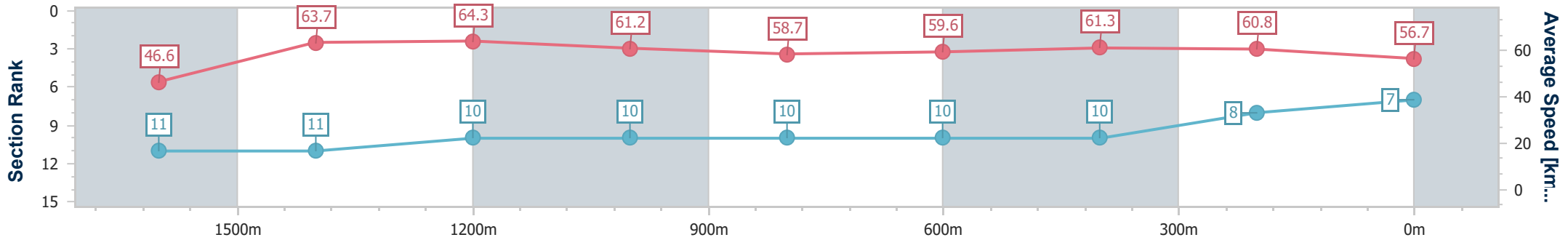
Sunshine Coast QLD Professional
Race 5: WILD HORSE TURF BENCHMARK 65 Handicap - 1800m



16 June 2024 - 15:07

Track Rating: Soft 5, Weather: Fine, Rail Position: +7m 400m-W/Post; +9m Remainder

| Section | Overall | 1600m | 1400m | 1200m | 1000m | 800m | 600m | 400m | 200m | | | |
|------------------------|--------------------------|---------------------------|---------------------------|---------------------------|---------------------------|---------------------------|---------------------------|---------------------------|--------------------------|--|--|--|
| Section Times | 1:51.14 [7] (0:15.41) | 1:35.73 [11] (0:11.29) | 1:24.44 [11] (0:11.29) | 1:13.15 [10] (0:11.78) | 1:01.37 [10] (0:12.37) | 0:49.00 [10] (0:12.42) | 0:36.58 [10] (0:12.00) | 0:24.58 [10] (0:11.87) | 0:12.71 [8] (0:12.71) | | | |
| Average Speed [km/h] | 46.6 | 63.7 | 64.3 | 61.2 | 58.7 | 59.6 | 61.3 | 60.8 | 56.7 | | | |
| Top Speed [km/h] | 62.1 | 65.3 | 64.9 | 63.4 | 60.0 | 60.5 | 62.6 | 62.5 | 58.6 | | | |
| Avg. Dist. to Rail [m] | 4.5 | 0.5 | 1.9 | 4.0 | 2.8 | 4.4 | 4.4 | 6.9 | 5.8 | | | |
| Avg. Stride Freq. [Hz] | 2.2 | 2.2 | 2.2 | 2.2 | 2.1 | 2.2 | 2.2 | 2.2 | 2.2 | | | |
| Avg. Stride Length [m] | 5.9 | 7.9 | 8.0 | 7.9 | 7.7 | 7.7 | 7.7 | 7.5 | 7.3 | | | |



- [] Ranking at each section and finish
- .-.- No data available at this section
- NA No data available



| | |
|--------------------------------|-----------------|
| Horse/Jockey Name | Flash Prince |
| Final Rank | 8 |
| Fastest Section Time (Section) | 0:11.48 (1600m) |
| Top Speed [km/h] (Section) | 63.8 (1600m) |
| Race State | Finished |



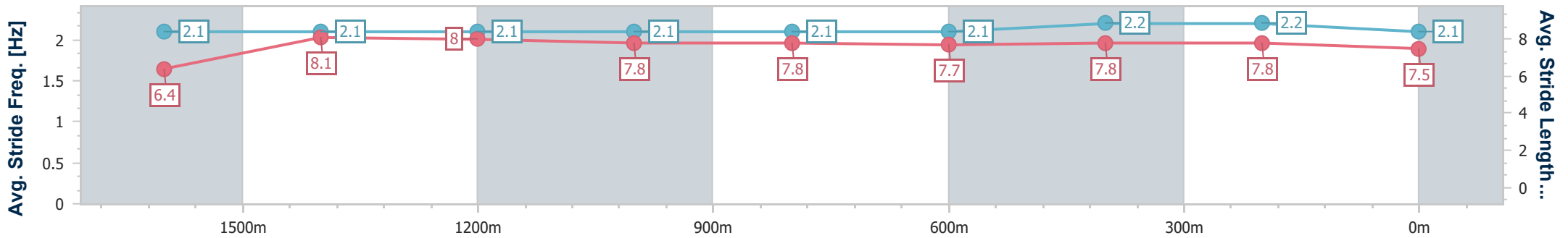
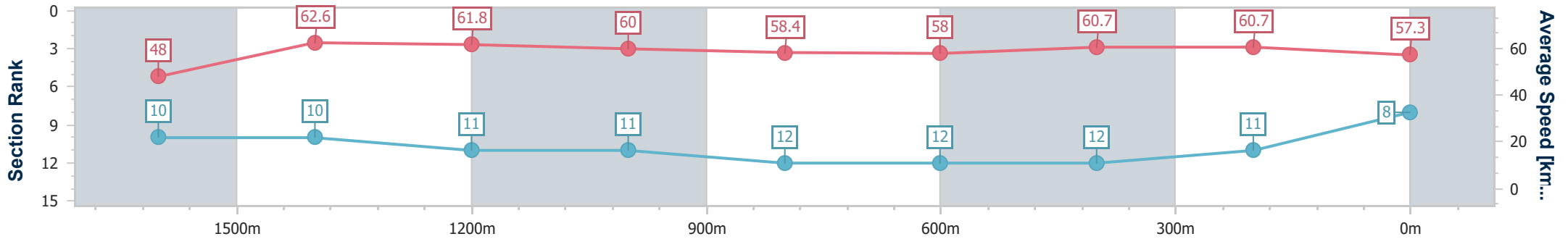
Sunshine Coast QLD Professional
 Race 5: WILD HORSE TURF BENCHMARK 65 Handicap - 1800m



16 June 2024 - 15:07

Track Rating: Soft 5, Weather: Fine, Rail Position: +7m 400m-W/Post; +9m Remainder

| Section | Overall | 1600m | 1400m | 1200m | 1000m | 800m | 600m | 400m | 200m | | | |
|------------------------|--------------------------|---------------------------|---------------------------|---------------------------|---------------------------|---------------------------|---------------------------|---------------------------|---------------------------|--|--|--|
| Section Times | 1:51.23 [8] (0:14.99) | 1:36.24 [10] (0:11.48) | 1:24.76 [10] (0:11.60) | 1:13.16 [11] (0:12.01) | 1:01.15 [11] (0:12.32) | 0:48.83 [12] (0:12.49) | 0:36.34 [12] (0:11.87) | 0:24.47 [12] (0:11.88) | 0:12.59 [11] (0:12.59) | | | |
| Average Speed [km/h] | 48.0 | 62.6 | 61.8 | 60.0 | 58.4 | 58.0 | 60.7 | 60.7 | 57.3 | | | |
| Top Speed [km/h] | 60.0 | 63.8 | 63.4 | 61.9 | 59.6 | 60.3 | 61.5 | 62.1 | 59.0 | | | |
| Avg. Dist. to Rail [m] | 5.7 | 1.1 | 1.3 | 0.2 | 0.3 | 1.0 | 0.5 | 2.7 | 1.1 | | | |
| Avg. Stride Freq. [Hz] | 2.1 | 2.1 | 2.1 | 2.1 | 2.1 | 2.1 | 2.2 | 2.2 | 2.1 | | | |
| Avg. Stride Length [m] | 6.4 | 8.1 | 8.0 | 7.8 | 7.8 | 7.7 | 7.8 | 7.8 | 7.5 | | | |



- [] Ranking at each section and finish
- .-.- No data available at this section
- NA No data available



| | |
|--------------------------------|-----------------|
| Horse/Jockey Name | Alpha Jane |
| Final Rank | 9 |
| Fastest Section Time (Section) | 0:11.19 (1600m) |
| Top Speed [km/h] (Section) | 65.2 (1600m) |
| Race State | Finished |



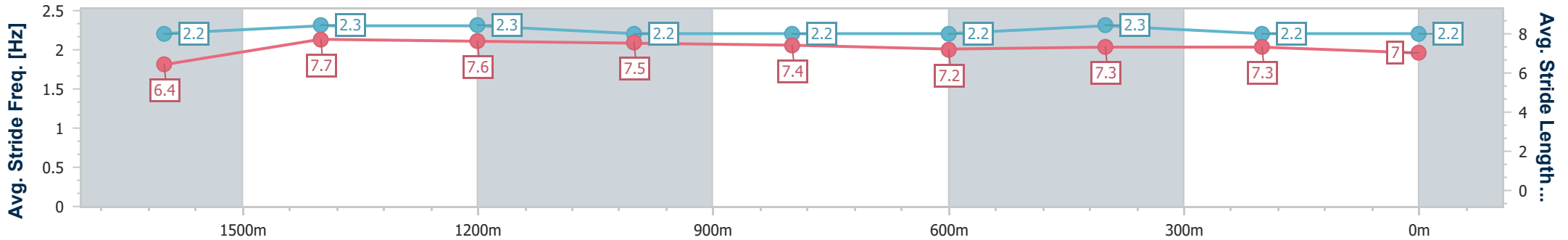
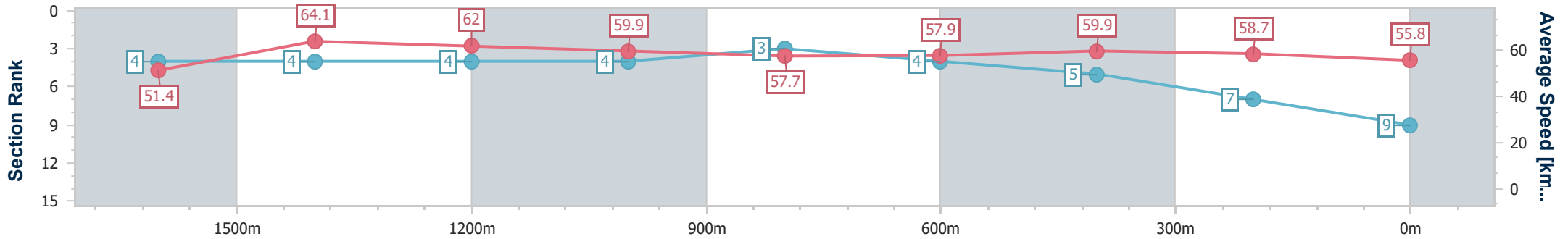
Sunshine Coast QLD Professional
 Race 5: WILD HORSE TURF BENCHMARK 65 Handicap - 1800m



16 June 2024 - 15:07

Track Rating: Soft 5, Weather: Fine, Rail Position: +7m 400m-W/Post; +9m Remainder

| Section | Overall | 1600m | 1400m | 1200m | 1000m | 800m | 600m | 400m | 200m | | | |
|------------------------|--------------------------|--------------------------|--------------------------|--------------------------|--------------------------|--------------------------|--------------------------|--------------------------|--------------------------|--|--|--|
| Section Times | 1:51.26 [9] (0:14.01) | 1:37.25 [4] (0:11.19) | 1:26.06 [4] (0:11.64) | 1:14.42 [4] (0:12.04) | 1:02.38 [4] (0:12.55) | 0:49.83 [3] (0:12.57) | 0:37.26 [4] (0:12.12) | 0:25.14 [5] (0:12.29) | 0:12.85 [7] (0:12.85) | | | |
| Average Speed [km/h] | 51.4 | 64.1 | 62.0 | 59.9 | 57.7 | 57.9 | 59.9 | 58.7 | 55.8 | | | |
| Top Speed [km/h] | 63.3 | 65.2 | 63.2 | 61.1 | 58.8 | 59.7 | 60.4 | 60.0 | 57.8 | | | |
| Avg. Dist. to Rail [m] | 1.4 | 0.8 | 0.9 | 2.0 | 1.6 | 2.4 | 1.3 | 2.2 | 1.1 | | | |
| Avg. Stride Freq. [Hz] | 2.2 | 2.3 | 2.3 | 2.2 | 2.2 | 2.2 | 2.3 | 2.2 | 2.2 | | | |
| Avg. Stride Length [m] | 6.4 | 7.7 | 7.6 | 7.5 | 7.4 | 7.2 | 7.3 | 7.3 | 7.0 | | | |



- [] Ranking at each section and finish
- .-.- No data available at this section
- NA No data available



| | |
|--------------------------------|-----------------|
| Horse/Jockey Name | Sly Corner |
| Final Rank | 10 |
| Fastest Section Time (Section) | 0:11.45 (1600m) |
| Top Speed [km/h] (Section) | 65.8 (1600m) |
| Race State | Finished |



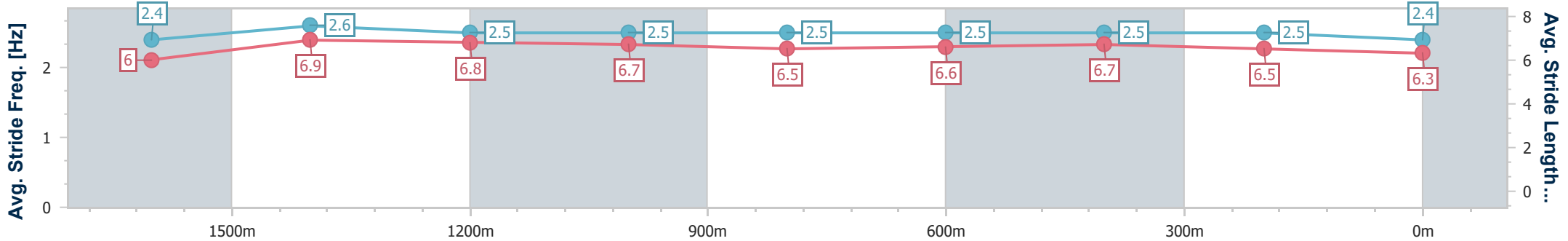
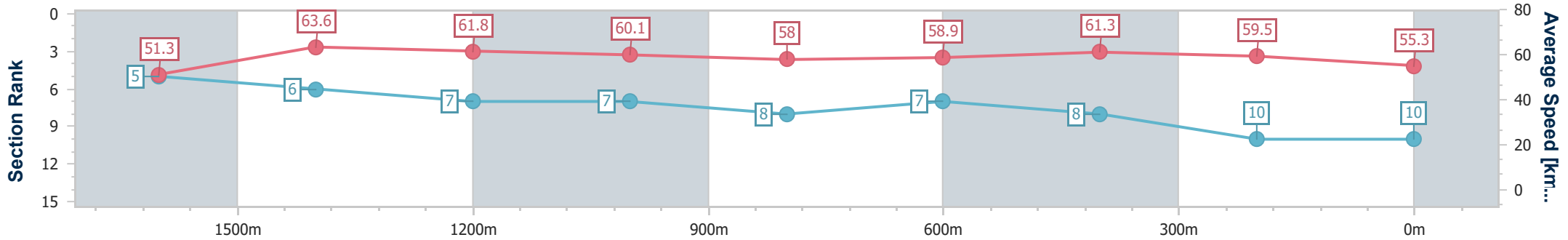
Sunshine Coast QLD Professional
Race 5: WILD HORSE TURF BENCHMARK 65 Handicap - 1800m



16 June 2024 - 15:07

Track Rating: Soft 5, Weather: Fine, Rail Position: +7m 400m-W/Post; +9m Remainder

| Section | Overall | 1600m | 1400m | 1200m | 1000m | 800m | 600m | 400m | 200m | | | |
|------------------------|---------------------------|--------------------------|--------------------------|--------------------------|--------------------------|--------------------------|--------------------------|--------------------------|---------------------------|--|--|--|
| Section Times | 1:51.63 [10] (0:14.12) | 1:37.51 [5] (0:11.45) | 1:26.06 [6] (0:11.78) | 1:14.28 [7] (0:12.03) | 1:02.25 [7] (0:12.54) | 0:49.71 [8] (0:12.53) | 0:37.18 [7] (0:12.05) | 0:25.13 [8] (0:12.11) | 0:13.02 [10] (0:13.02) | | | |
| Average Speed [km/h] | 51.3 | 63.6 | 61.8 | 60.1 | 58.0 | 58.9 | 61.3 | 59.5 | 55.3 | | | |
| Top Speed [km/h] | 63.9 | 65.8 | 63.6 | 61.0 | 59.6 | 60.8 | 61.8 | 61.4 | 57.3 | | | |
| Avg. Dist. to Rail [m] | 2.6 | 4.2 | 4.4 | 5.3 | 4.4 | 3.9 | 4.7 | 5.6 | 3.8 | | | |
| Avg. Stride Freq. [Hz] | 2.4 | 2.6 | 2.5 | 2.5 | 2.5 | 2.5 | 2.5 | 2.5 | 2.4 | | | |
| Avg. Stride Length [m] | 6.0 | 6.9 | 6.8 | 6.7 | 6.5 | 6.6 | 6.7 | 6.5 | 6.3 | | | |



- [] Ranking at each section and finish
- .-.- No data available at this section
- NA No data available



| | |
|--------------------------------|-----------------|
| Horse/Jockey Name | Capitan De Seda |
| Final Rank | 11 |
| Fastest Section Time (Section) | 0:11.40 (1400m) |
| Top Speed [km/h] (Section) | 66.0 (1600m) |
| Race State | Finished |



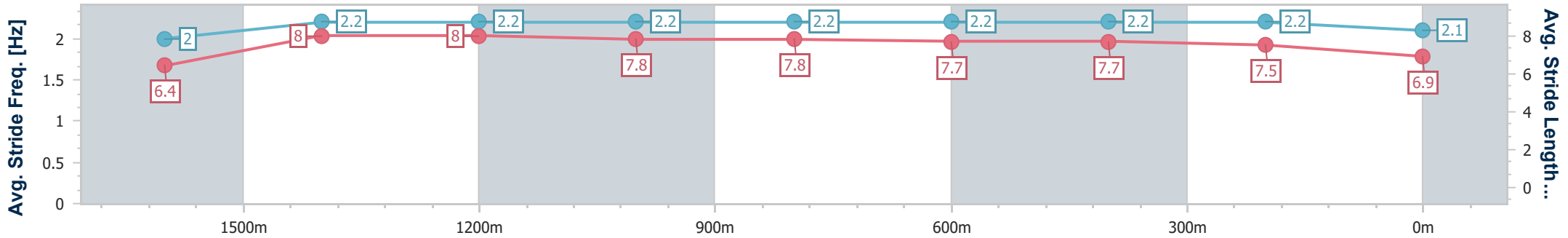
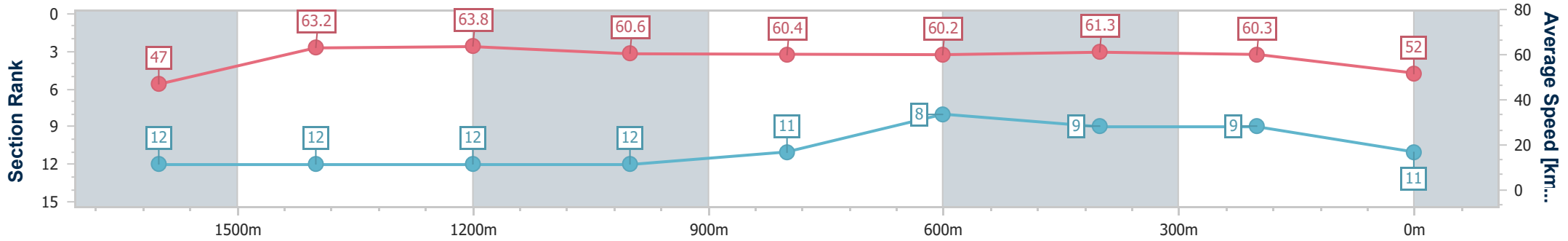
Sunshine Coast QLD Professional
Race 5: WILD HORSE TURF BENCHMARK 65 Handicap - 1800m



16 June 2024 - 15:07

Track Rating: Soft 5, Weather: Fine, Rail Position: +7m 400m-W/Post; +9m Remainder

| Section | Overall | 1600m | 1400m | 1200m | 1000m | 800m | 600m | 400m | 200m | | | |
|------------------------|---------------------------|---------------------------|---------------------------|---------------------------|---------------------------|---------------------------|--------------------------|--------------------------|--------------------------|--|--|--|
| Section Times | 1:52.30 [11] (0:15.42) | 1:36.88 [12] (0:11.45) | 1:25.43 [12] (0:11.40) | 1:14.03 [12] (0:11.88) | 1:02.15 [12] (0:12.05) | 0:50.10 [11] (0:12.28) | 0:37.82 [8] (0:12.05) | 0:25.77 [9] (0:11.95) | 0:13.82 [9] (0:13.82) | | | |
| Average Speed [km/h] | 47.0 | 63.2 | 63.8 | 60.6 | 60.4 | 60.2 | 61.3 | 60.3 | 52.0 | | | |
| Top Speed [km/h] | 59.0 | 66.0 | 66.0 | 62.2 | 61.2 | 61.6 | 62.3 | 62.1 | 57.4 | | | |
| Avg. Dist. to Rail [m] | 5.7 | 1.8 | 3.1 | 4.2 | 3.8 | 4.6 | 4.6 | 7.3 | 6.3 | | | |
| Avg. Stride Freq. [Hz] | 2.0 | 2.2 | 2.2 | 2.2 | 2.2 | 2.2 | 2.2 | 2.2 | 2.1 | | | |
| Avg. Stride Length [m] | 6.4 | 8.0 | 8.0 | 7.8 | 7.8 | 7.7 | 7.7 | 7.5 | 6.9 | | | |



- [] Ranking at each section and finish
- .-.- No data available at this section
- NA No data available



| | |
|--------------------------------|-----------------|
| Horse/Jockey Name | Adelaide's Lace |
| Final Rank | 12 |
| Fastest Section Time (Section) | 0:11.07 (1600m) |
| Top Speed [km/h] (Section) | 66.2 (1600m) |
| Race State | Finished |



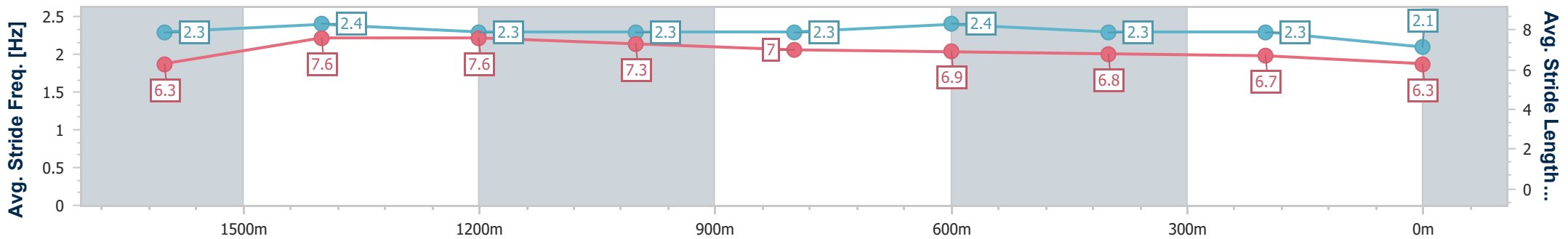
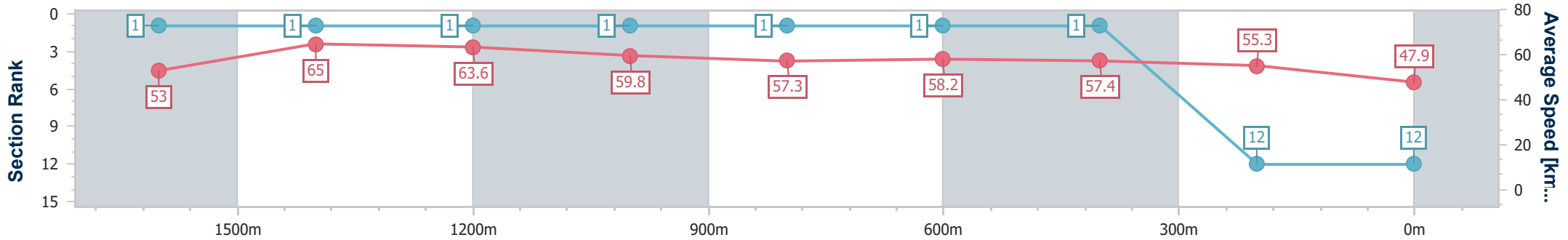
Sunshine Coast QLD Professional
 Race 5: WILD HORSE TURF BENCHMARK 65 Handicap - 1800m



16 June 2024 - 15:07

Track Rating: Soft 5, Weather: Fine, Rail Position: +7m 400m-W/Post; +9m Remainder

| Section | Overall | 1600m | 1400m | 1200m | 1000m | 800m | 600m | 400m | 200m | | | |
|------------------------|---------------------------|--------------------------|--------------------------|--------------------------|--------------------------|--------------------------|--------------------------|--------------------------|---------------------------|--|--|--|
| Section Times | 1:53.89 [12] (0:13.57) | 1:40.32 [1] (0:11.07) | 1:29.25 [1] (0:11.31) | 1:17.94 [1] (0:12.04) | 1:05.90 [1] (0:12.56) | 0:53.34 [1] (0:12.55) | 0:40.79 [1] (0:12.70) | 0:28.09 [1] (0:13.04) | 0:15.05 [12] (0:15.05) | | | |
| Average Speed [km/h] | 53.0 | 65.0 | 63.6 | 59.8 | 57.3 | 58.2 | 57.4 | 55.3 | 47.9 | | | |
| Top Speed [km/h] | 65.1 | 66.2 | 65.0 | 62.1 | 58.3 | 59.3 | 58.2 | 56.8 | 53.1 | | | |
| Avg. Dist. to Rail [m] | 2.9 | 1.0 | 0.3 | 0.3 | 0.7 | 2.4 | 2.0 | 1.3 | 0.7 | | | |
| Avg. Stride Freq. [Hz] | 2.3 | 2.4 | 2.3 | 2.3 | 2.3 | 2.4 | 2.3 | 2.3 | 2.1 | | | |
| Avg. Stride Length [m] | 6.3 | 7.6 | 7.6 | 7.3 | 7.0 | 6.9 | 6.8 | 6.7 | 6.3 | | | |



- [] Ranking at each section and finish
- .-.- No data available at this section
- NA No data available

Track Rating: Soft 5, Weather: Fine, Rail Position: +7m 400m-W/Post; +9m Remainder

| Section | | | | | | | | | | | | Last 600m | | |
|-------------|-----|---|----------------------|----------------------|----------------------|---------------------------|---------------------------|---------------------------|---------------------------|---------------------------|---------------------------|-----------|------------------------|----|
| Field Times | | Overall | 1000m | 800m | 600m | 400m | 200m | | | | | | 0:35.20 | |
| | | 1:12.03 (0:13.54) | 0:58.49 (0:11.31) | 0:47.18 (0:11.98) | 0:35.20 (0:11.67) | 0:23.53 (0:11.49) | 0:12.04 (0:12.04) | | | | | | | |
| Rank | TAB | Horse/Jockey | Barrier | Top Speed [km/h] | Fastest Section | | | | | | | Margin | Distance Travelled [m] | |
| 1 | 5 | INCESSANT Ryan Maloney | 3 | 65.5 1000m | 0:11.25 400m | 1:12.03 [1] (0:13.94) | 0:58.09 [6] (0:11.32) | 0:46.77 [5] (0:11.85) | 0:34.92 [3] (0:11.63) | 0:23.29 [4] (0:11.25) | 0:12.04 [1] (0:12.04) | 1:12.03 | 0:34.92 | |
| 2 | 10 | CAXTON LASS Martin Harley | 4 | 65.5 400m | 0:11.23 400m | 1:12.51 [2] (0:13.83) | 0:58.68 [4] (0:11.54) | 0:47.14 [6] (0:11.99) | 0:35.15 [6] (0:11.61) | 0:23.54 [6] (0:11.23) | 0:12.31 [4] (0:12.31) | 2.8L | 0:35.15 | +5 |
| 3 | 4 | BRING ME SAKI Dale Smith | 14 | 66.8 Overall | 0:11.28 1000m | 1:12.53 [3] (0:13.92) | 0:58.61 [5] (0:11.28) | 0:47.33 [4] (0:11.92) | 0:35.41 [4] (0:11.62) | 0:23.79 [3] (0:11.46) | 0:12.33 [3] (0:12.33) | 2.9L | 0:35.41 | +6 |
| 4 | 2 | PICKAXE Cody Collis | 15 | 65.7 Overall | 0:11.23 400m | 1:12.60 [4] (0:14.05) | 0:58.55 [8] (0:11.51) | 0:47.04 [8] (0:11.91) | 0:35.13 [8] (0:11.73) | 0:23.40 [9] (0:11.23) | 0:12.17 [6] (0:12.17) | 3.2L | 0:35.13 | +7 |
| 5 | 7 | DEPUTIZE Jag Guthmann-Chester | 12 | 66.3 Overall | 0:11.41 1000m | 1:12.60 [5] (0:13.54) | 0:59.06 [2] (0:11.41) | 0:47.65 [2] (0:12.01) | 0:35.64 [2] (0:11.65) | 0:23.99 [2] (0:11.47) | 0:12.52 [2] (0:12.52) | 3.3L | 0:35.64 | +4 |
| 6 | 14 | TOUCHOFCLASS Robbie Dolan | 10 | 64.8 Overall | 0:11.33 400m | 1:12.66 [6] (0:14.17) | 0:58.49 [9] (0:11.50) | 0:46.99 [9] (0:12.01) | 0:34.98 [10] (0:11.45) | 0:23.53 [8] (0:11.33) | 0:12.20 [7] (0:12.20) | 3.5L | 0:34.98 | +2 |
| 7 | 17 | RUPERT'S JEWELL Damien Thornton | 1 | 64.4 1000m | 0:11.42 400m | 1:12.78 [7] (0:14.04) | 0:58.74 [7] (0:11.48) | 0:47.26 [7] (0:11.88) | 0:35.38 [7] (0:11.66) | 0:23.72 [7] (0:11.42) | 0:12.30 [9] (0:12.30) | 4L | 0:35.38 | +2 |
| 8 | 3 | AIN'T NOBODY James Orman | 2 | 64.7 400m | 0:11.30 400m | 1:12.79 [8] (0:14.27) | 0:58.52 [10] (0:11.56) | 0:46.96 [10] (0:12.02) | 0:34.94 [12] (0:11.55) | 0:23.39 [11] (0:11.30) | 0:12.09 [11] (0:12.09) | 4.1L | 0:34.94 | +3 |
| 9 | 16 | FLY FIFER Jake Bayliss | 7 | 66.7 Overall | 0:11.51 1000m | 1:12.81 [9] (0:13.65) | 0:59.16 [3] (0:11.51) | 0:47.65 [3] (0:11.96) | 0:35.69 [5] (0:11.72) | 0:23.97 [5] (0:11.63) | 0:12.34 [8] (0:12.34) | 4.2L | 0:35.69 | +5 |
| 10 | 12 | INDUBITABLY Angela Jones | 6 | 65.6 Overall | 0:11.31 1000m | 1:13.06 [10] (0:13.54) | 0:59.52 [1] (0:11.31) | 0:48.21 [1] (0:11.98) | 0:36.23 [1] (0:11.67) | 0:24.56 [1] (0:11.75) | 0:12.81 [5] (0:12.81) | 5.5L | 0:36.23 | -3 |

Scratched: Ready To Mingle (#8), Veloce Meteor (#6), Resolute Lady (#13), Sibelius (#9), Anacardium (#15), Zephalong (#19)



Sunshine Coast QLD Professional
Race 6: SCOTT MCMAHON ELECTRICAL Maiden Plate - 1200m
 16 June 2024 - 15:41



Track Rating: Soft 5, Weather: Fine, Rail Position: +7m 400m-W/Post; +9m Remainder

| Section | | Overall | 1000m | 800m | 600m | 400m | 200m | Last 600m | | | | | |
|-------------|--|----------------------|----------------------|----------------------|---------------------------|---------------------------|---------------------------|---------------------------|---------------------------|---------------------------|------|------------------------|----|
| Field Times | | 1:12.03 (0:13.54) | 0:58.49 (0:11.31) | 0:47.18 (0:11.98) | 0:35.20 (0:11.67) | 0:23.53 (0:11.49) | 0:12.04 (0:12.04) | 0:35.20 | | | | | |
| Rank | TAB Horse/Jockey | Barrier | Top Speed [km/h] | Fastest Section | Margin | | | | | | | Distance Travelled [m] | |
| 11 | 11 HOLY CROWN Samantha Collett | 5 | 65.6 1000m | 0:11.32 1000m | 1:13.14 [11] (0:14.62) | 0:58.52 [12] (0:11.32) | 0:47.20 [12] (0:11.73) | 0:35.47 [9] (0:11.57) | 0:23.90 [10] (0:11.35) | 0:12.55 [10] (0:12.55) | 5.8L | 0:35.47 | -1 |
| 12 | 1 BRAMBLE BAY Jim Byrne | 19 | 64.8 Overall | 0:11.41 1000m | 1:13.43 [12] (0:14.63) | 0:58.80 [13] (0:11.41) | 0:47.39 [13] (0:11.81) | 0:35.58 [13] (0:11.68) | 0:23.90 [13] (0:11.55) | 0:12.35 [12] (0:12.35) | 7.3L | 0:35.58 | +5 |
| 13 | 18 RUBOS Minonette Kennedy | 8 | 66.0 Overall | 0:11.53 1000m | 1:13.89 [13] (0:14.40) | 0:59.49 [11] (0:11.53) | 0:47.96 [11] (0:11.83) | 0:36.13 [11] (0:11.71) | 0:24.42 [12] (0:11.66) | 0:12.76 [13] (0:12.76) | 9.8L | 0:36.13 | +7 |

Scratched: Ready To Mingle (#8), Veloce Meteor (#6), Resolute Lady (#13), Sibelius (#9), Anacardium (#15), Zephalong (#19)

[] Ranking at each section and finish
 -:-:- No data available at this section
 NA No data available

SCN Saddle cloth number
 DNF Did not finish
 DNT Did not track



| | |
|--------------------------------|----------------|
| Horse/Jockey Name | Incessant |
| Final Rank | 1 |
| Fastest Section Time (Section) | 0:11.25 (400m) |
| Top Speed [km/h] (Section) | 65.5 (1000m) |
| Race State | Finished |



Sunshine Coast QLD Professional

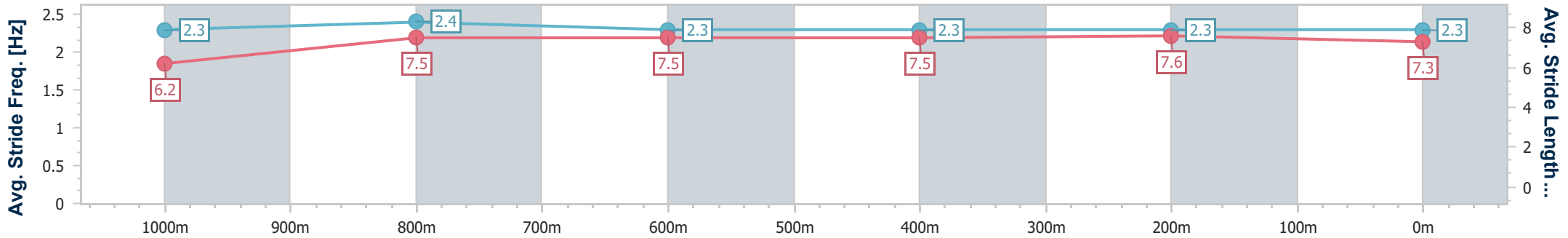
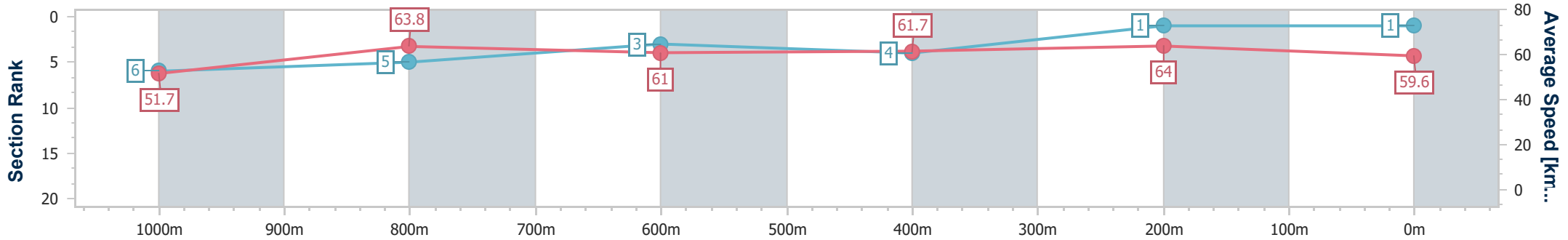
Race 6: SCOTT MCMAHON ELECTRICAL Maiden Plate - 1200m



16 June 2024 - 15:41

Track Rating: Soft 5, Weather: Fine, Rail Position: +7m 400m-
W/Post; +9m Remainder

| Section | Overall | 1000m | 800m | 600m | 400m | 200m |
|------------------------|--------------------------|--------------------------|--------------------------|--------------------------|--------------------------|--------------------------|
| Section Times | 1:12.03 [1] (0:13.94) | 0:58.09 [6] (0:11.32) | 0:46.77 [5] (0:11.85) | 0:34.92 [3] (0:11.63) | 0:23.29 [4] (0:11.25) | 0:12.04 [1] (0:12.04) |
| Average Speed [km/h] | 51.7 | 63.8 | 61.0 | 61.7 | 64.0 | 59.6 |
| Top Speed [km/h] | 64.6 | 65.5 | 62.2 | 62.9 | 65.2 | 63.2 |
| Avg. Dist. to Rail [m] | 1.4 | 0.4 | 0.6 | 0.9 | 0.7 | 0.4 |
| Avg. Stride Freq. [Hz] | 2.3 | 2.4 | 2.3 | 2.3 | 2.3 | 2.3 |
| Avg. Stride Length [m] | 6.2 | 7.5 | 7.5 | 7.5 | 7.6 | 7.3 |



- [] Ranking at each section and finish
- .-.- No data available at this section
- NA No data available



| | |
|--------------------------------|----------------|
| Horse/Jockey Name | Caxton Lass |
| Final Rank | 2 |
| Fastest Section Time (Section) | 0:11.23 (400m) |
| Top Speed [km/h] (Section) | 65.5 (400m) |
| Race State | Finished |



Sunshine Coast QLD Professional

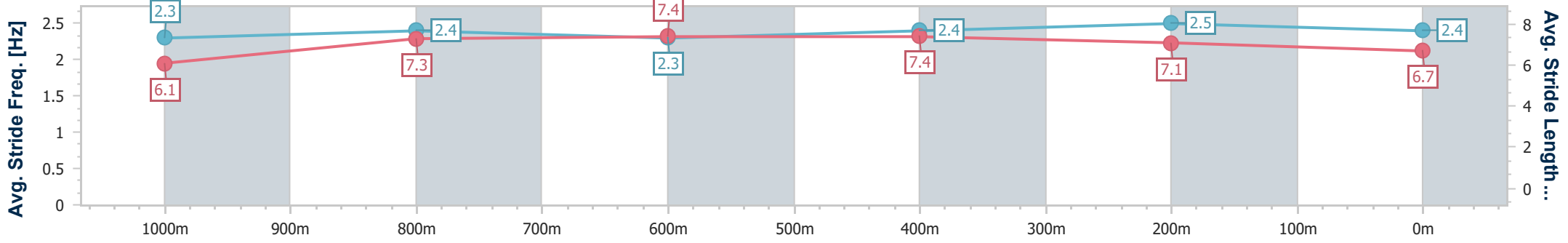
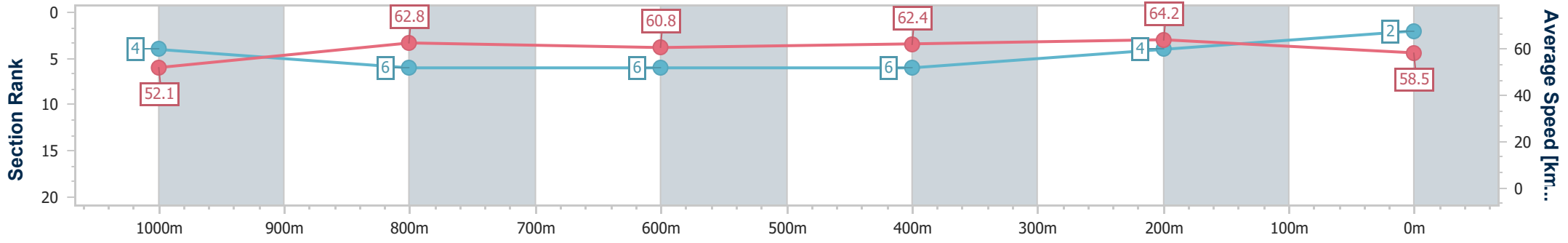
Race 6: SCOTT MCMAHON ELECTRICAL Maiden Plate - 1200m



16 June 2024 - 15:41

Track Rating: Soft 5, Weather: Fine, Rail Position: +7m 400m-W/Post; +9m Remainder

| Section | Overall | 1000m | 800m | 600m | 400m | 200m |
|------------------------|--------------------------|--------------------------|--------------------------|--------------------------|--------------------------|--------------------------|
| Section Times | 1:12.51 [2] (0:13.83) | 0:58.68 [4] (0:11.54) | 0:47.14 [6] (0:11.99) | 0:35.15 [6] (0:11.61) | 0:23.54 [6] (0:11.23) | 0:12.31 [4] (0:12.31) |
| Average Speed [km/h] | 52.1 | 62.8 | 60.8 | 62.4 | 64.2 | 58.5 |
| Top Speed [km/h] | 64.9 | 63.9 | 62.1 | 64.6 | 65.5 | 61.4 |
| Avg. Dist. to Rail [m] | 4.0 | 2.6 | 1.8 | 1.6 | 4.2 | 4.5 |
| Avg. Stride Freq. [Hz] | 2.3 | 2.4 | 2.3 | 2.4 | 2.5 | 2.4 |
| Avg. Stride Length [m] | 6.1 | 7.3 | 7.4 | 7.4 | 7.1 | 6.7 |



- [] Ranking at each section and finish
- .-.- No data available at this section
- NA No data available



| | |
|--------------------------------|-----------------|
| Horse/Jockey Name | Bring Me Saki |
| Final Rank | 3 |
| Fastest Section Time (Section) | 0:11.28 (1000m) |
| Top Speed [km/h] (Section) | 66.8 (Overall) |
| Race State | Finished |



Sunshine Coast QLD Professional

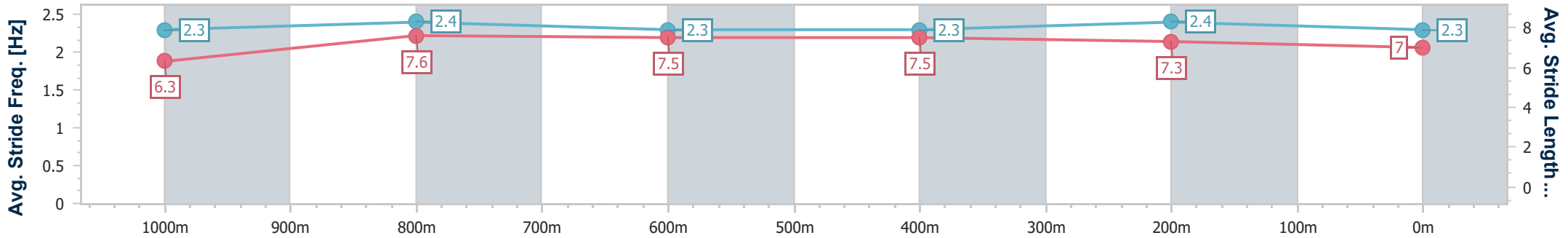
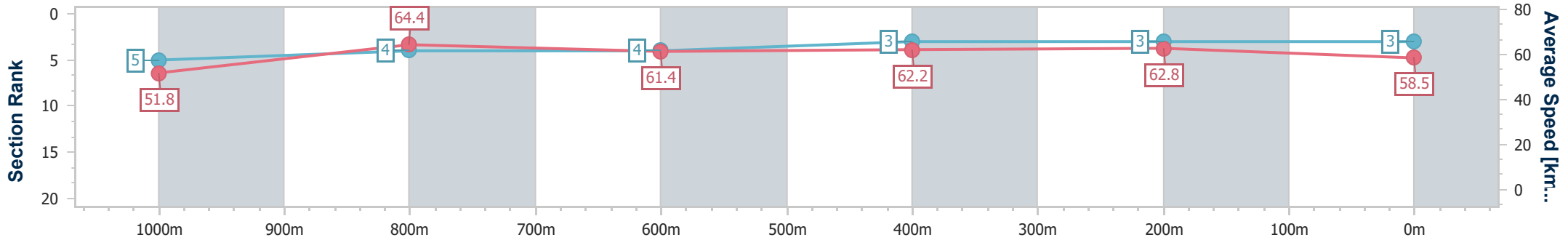
Race 6: SCOTT MCMAHON ELECTRICAL Maiden Plate - 1200m



16 June 2024 - 15:41

Track Rating: Soft 5, Weather: Fine, Rail Position: +7m 400m-
W/Post; +9m Remainder

| Section | Overall | 1000m | 800m | 600m | 400m | 200m |
|------------------------|--------------------------|--------------------------|--------------------------|--------------------------|--------------------------|--------------------------|
| Section Times | 1:12.53 [3] (0:13.92) | 0:58.61 [5] (0:11.28) | 0:47.33 [4] (0:11.92) | 0:35.41 [4] (0:11.62) | 0:23.79 [3] (0:11.46) | 0:12.33 [3] (0:12.33) |
| Average Speed [km/h] | 51.8 | 64.4 | 61.4 | 62.2 | 62.8 | 58.5 |
| Top Speed [km/h] | 66.8 | 66.7 | 62.4 | 63.8 | 64.1 | 61.7 |
| Avg. Dist. to Rail [m] | 7.5 | 4.1 | 2.2 | 0.9 | 2.9 | 4.1 |
| Avg. Stride Freq. [Hz] | 2.3 | 2.4 | 2.3 | 2.3 | 2.4 | 2.3 |
| Avg. Stride Length [m] | 6.3 | 7.6 | 7.5 | 7.5 | 7.3 | 7.0 |



- [] Ranking at each section and finish
- .-.- No data available at this section
- NA No data available



| | |
|--------------------------------|----------------|
| Horse/Jockey Name | Pickaxe |
| Final Rank | 4 |
| Fastest Section Time (Section) | 0:11.23 (400m) |
| Top Speed [km/h] (Section) | 65.7 (Overall) |
| Race State | Finished |



Sunshine Coast QLD Professional

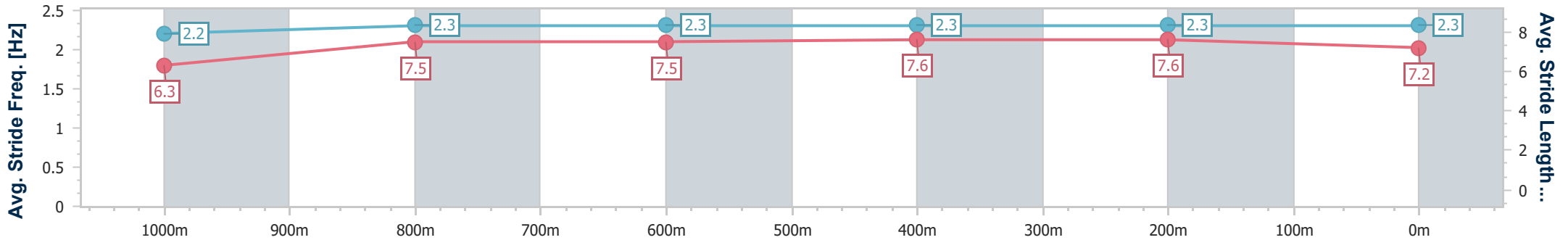
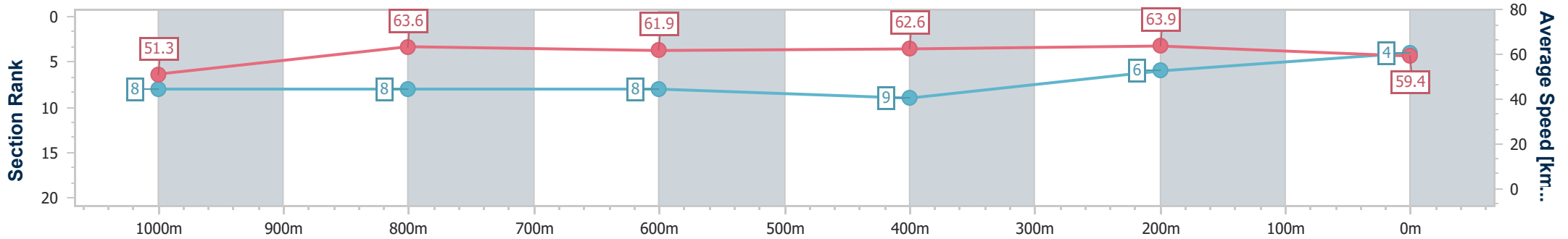
Race 6: SCOTT MCMAHON ELECTRICAL Maiden Plate - 1200m



16 June 2024 - 15:41

Track Rating: Soft 5, Weather: Fine, Rail Position: +7m 400m-W/Post; +9m Remainder

| Section | Overall | 1000m | 800m | 600m | 400m | 200m |
|------------------------|--------------------------|--------------------------|--------------------------|--------------------------|--------------------------|--------------------------|
| Section Times | 1:12.60 [4] (0:14.05) | 0:58.55 [8] (0:11.51) | 0:47.04 [8] (0:11.91) | 0:35.13 [8] (0:11.73) | 0:23.40 [9] (0:11.23) | 0:12.17 [6] (0:12.17) |
| Average Speed [km/h] | 51.3 | 63.6 | 61.9 | 62.6 | 63.9 | 59.4 |
| Top Speed [km/h] | 65.7 | 65.6 | 63.3 | 63.8 | 65.5 | 62.4 |
| Avg. Dist. to Rail [m] | 9.8 | 5.5 | 4.3 | 3.2 | 7.2 | 8.3 |
| Avg. Stride Freq. [Hz] | 2.2 | 2.3 | 2.3 | 2.3 | 2.3 | 2.3 |
| Avg. Stride Length [m] | 6.3 | 7.5 | 7.5 | 7.6 | 7.6 | 7.2 |



- [] Ranking at each section and finish
- .-.- No data available at this section
- NA No data available



| | |
|--------------------------------|-----------------|
| Horse/Jockey Name | Deputize |
| Final Rank | 5 |
| Fastest Section Time (Section) | 0:11.41 (1000m) |
| Top Speed [km/h] (Section) | 66.3 (Overall) |
| Race State | Finished |



Sunshine Coast QLD Professional

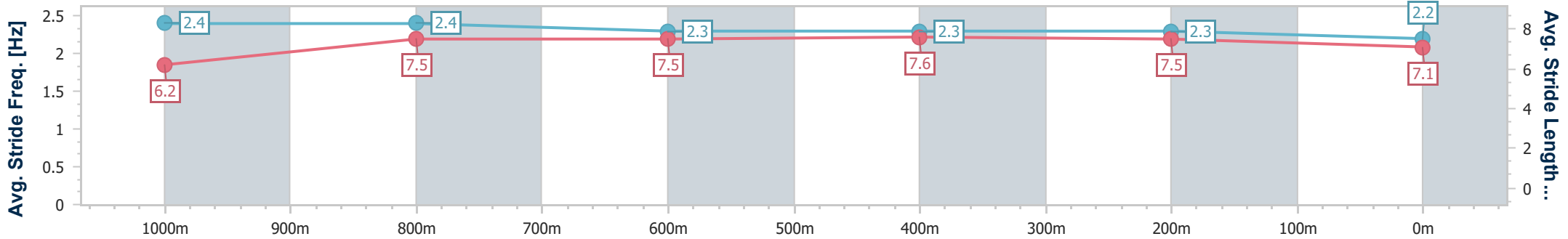
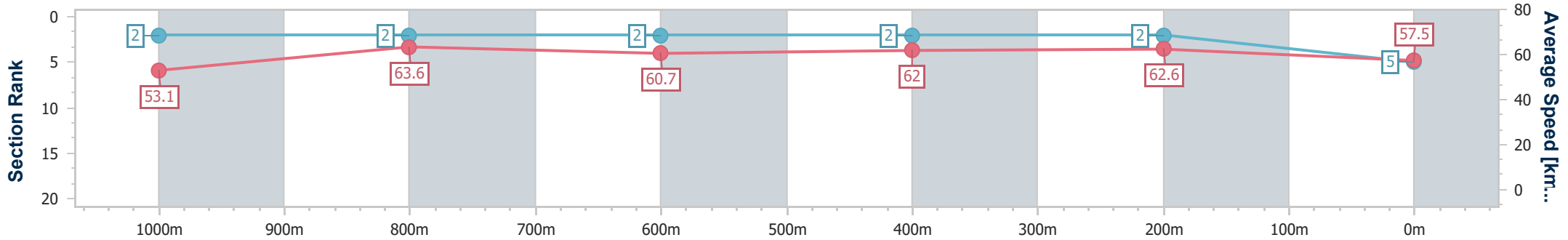
Race 6: SCOTT MCMAHON ELECTRICAL Maiden Plate - 1200m



16 June 2024 - 15:41

Track Rating: Soft 5, Weather: Fine, Rail Position: +7m 400m-
W/Post; +9m Remainder

| Section | Overall | 1000m | 800m | 600m | 400m | 200m |
|------------------------|--------------------------|--------------------------|--------------------------|--------------------------|--------------------------|--------------------------|
| Section Times | 1:12.60 [5] (0:13.54) | 0:59.06 [2] (0:11.41) | 0:47.65 [2] (0:12.01) | 0:35.64 [2] (0:11.65) | 0:23.99 [2] (0:11.47) | 0:12.52 [2] (0:12.52) |
| Average Speed [km/h] | 53.1 | 63.6 | 60.7 | 62.0 | 62.6 | 57.5 |
| Top Speed [km/h] | 66.3 | 65.5 | 61.6 | 63.4 | 64.0 | 61.0 |
| Avg. Dist. to Rail [m] | 8.0 | 3.2 | 1.8 | 0.5 | 1.3 | 2.0 |
| Avg. Stride Freq. [Hz] | 2.4 | 2.4 | 2.3 | 2.3 | 2.3 | 2.2 |
| Avg. Stride Length [m] | 6.2 | 7.5 | 7.5 | 7.6 | 7.5 | 7.1 |



- [] Ranking at each section and finish
- .-.- No data available at this section
- NA No data available



| | |
|--------------------------------|----------------|
| Horse/Jockey Name | Touchofclass |
| Final Rank | 6 |
| Fastest Section Time (Section) | 0:11.33 (400m) |
| Top Speed [km/h] (Section) | 64.8 (Overall) |
| Race State | Finished |



Sunshine Coast QLD Professional

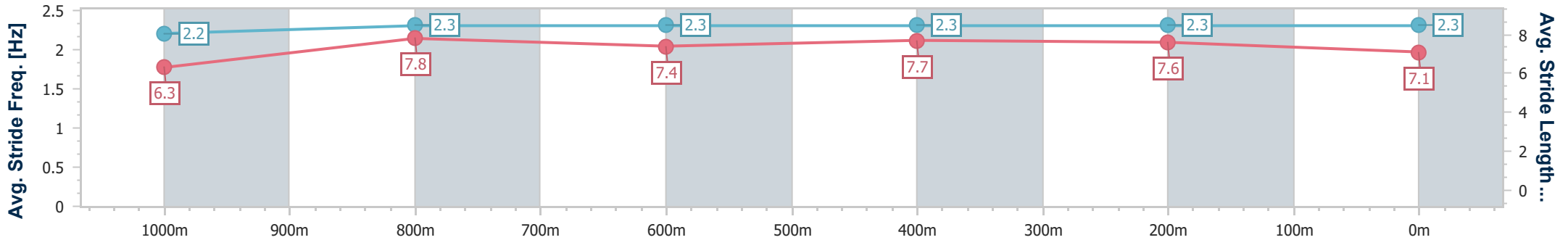
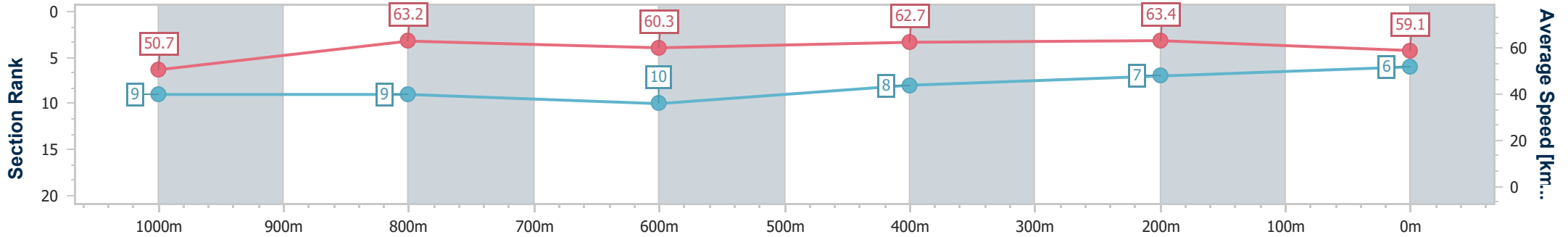
Race 6: SCOTT MCMAHON ELECTRICAL Maiden Plate - 1200m



16 June 2024 - 15:41

Track Rating: Soft 5, Weather: Fine, Rail Position: +7m 400m-W/Post; +9m Remainder

| Section | Overall | 1000m | 800m | 600m | 400m | 200m |
|------------------------|--------------------------|--------------------------|--------------------------|---------------------------|--------------------------|--------------------------|
| Section Times | 1:12.66 [6] (0:14.17) | 0:58.49 [9] (0:11.50) | 0:46.99 [9] (0:12.01) | 0:34.98 [10] (0:11.45) | 0:23.53 [8] (0:11.33) | 0:12.20 [7] (0:12.20) |
| Average Speed [km/h] | 50.7 | 63.2 | 60.3 | 62.7 | 63.4 | 59.1 |
| Top Speed [km/h] | 64.8 | 64.7 | 62.4 | 64.4 | 64.0 | 62.1 |
| Avg. Dist. to Rail [m] | 6.0 | 2.8 | 1.3 | 0.8 | 3.3 | 5.5 |
| Avg. Stride Freq. [Hz] | 2.2 | 2.3 | 2.3 | 2.3 | 2.3 | 2.3 |
| Avg. Stride Length [m] | 6.3 | 7.8 | 7.4 | 7.7 | 7.6 | 7.1 |



- [] Ranking at each section and finish
- .-.- No data available at this section
- NA No data available



| | |
|--------------------------------|-----------------|
| Horse/Jockey Name | Rupert's Jewell |
| Final Rank | 7 |
| Fastest Section Time (Section) | 0:11.42 (400m) |
| Top Speed [km/h] (Section) | 64.4 (1000m) |
| Race State | Finished |



Sunshine Coast QLD Professional

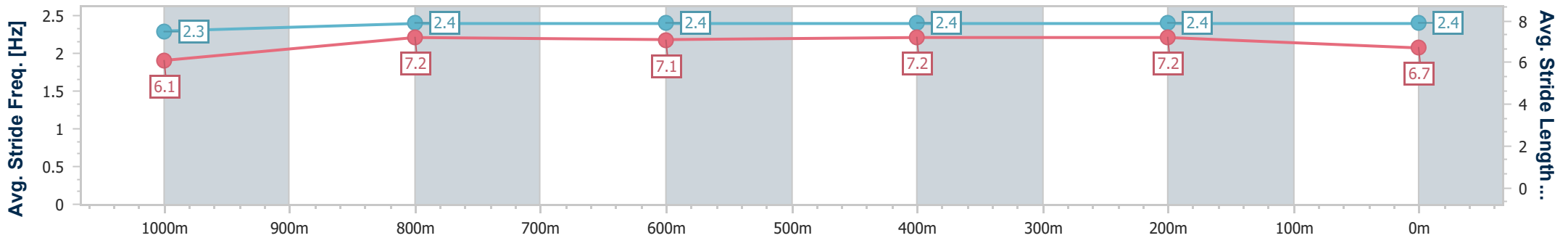
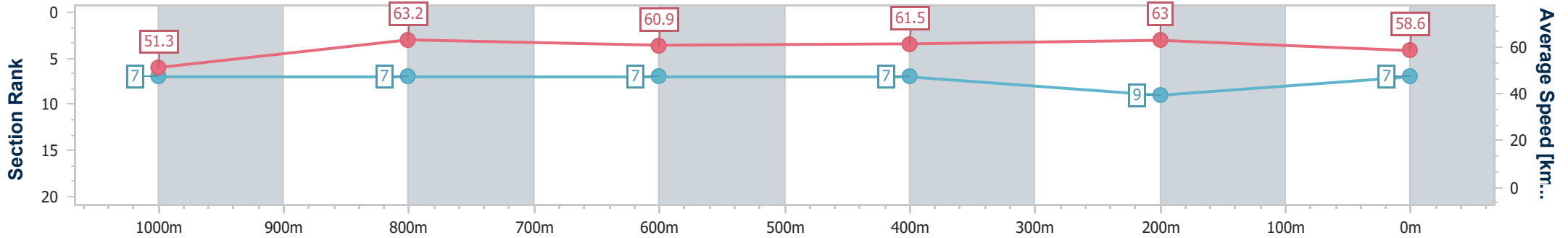
Race 6: SCOTT MCMAHON ELECTRICAL Maiden Plate - 1200m



16 June 2024 - 15:41

Track Rating: Soft 5, Weather: Fine, Rail Position: +7m 400m-
W/Post; +9m Remainder

| Section | Overall | 1000m | 800m | 600m | 400m | 200m |
|------------------------|--------------------------|--------------------------|--------------------------|--------------------------|--------------------------|--------------------------|
| Section Times | 1:12.78 [7] (0:14.04) | 0:58.74 [7] (0:11.48) | 0:47.26 [7] (0:11.88) | 0:35.38 [7] (0:11.66) | 0:23.72 [7] (0:11.42) | 0:12.30 [9] (0:12.30) |
| Average Speed [km/h] | 51.3 | 63.2 | 60.9 | 61.5 | 63.0 | 58.6 |
| Top Speed [km/h] | 64.2 | 64.4 | 63.0 | 63.7 | 64.0 | 61.9 |
| Avg. Dist. to Rail [m] | 1.2 | 1.4 | 0.9 | 0.5 | 0.7 | 0.7 |
| Avg. Stride Freq. [Hz] | 2.3 | 2.4 | 2.4 | 2.4 | 2.4 | 2.4 |
| Avg. Stride Length [m] | 6.1 | 7.2 | 7.1 | 7.2 | 7.2 | 6.7 |



- [] Ranking at each section and finish
- .-.- No data available at this section
- NA No data available



| | |
|--------------------------------|----------------|
| Horse/Jockey Name | Ain't Nobody |
| Final Rank | 8 |
| Fastest Section Time (Section) | 0:11.30 (400m) |
| Top Speed [km/h] (Section) | 64.7 (400m) |
| Race State | Finished |



Sunshine Coast QLD Professional

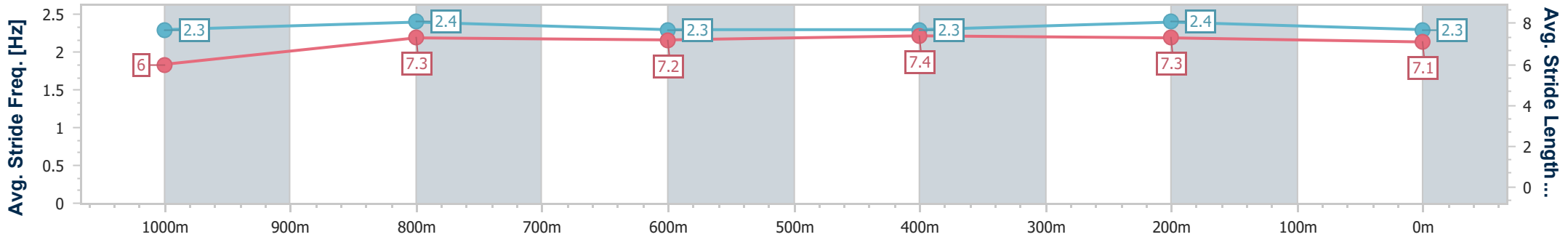
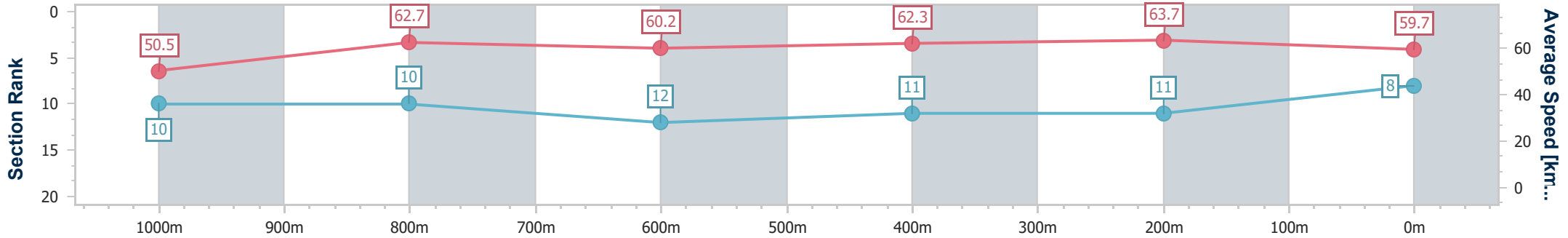
Race 6: SCOTT MCMAHON ELECTRICAL Maiden Plate - 1200m



16 June 2024 - 15:41

Track Rating: Soft 5, Weather: Fine, Rail Position: +7m 400m-
W/Post; +9m Remainder

| Section | Overall | 1000m | 800m | 600m | 400m | 200m |
|------------------------|--------------------------|---------------------------|---------------------------|---------------------------|---------------------------|---------------------------|
| Section Times | 1:12.79 [8] (0:14.27) | 0:58.52 [10] (0:11.56) | 0:46.96 [10] (0:12.02) | 0:34.94 [12] (0:11.55) | 0:23.39 [11] (0:11.30) | 0:12.09 [11] (0:12.09) |
| Average Speed [km/h] | 50.5 | 62.7 | 60.2 | 62.3 | 63.7 | 59.7 |
| Top Speed [km/h] | 63.6 | 63.5 | 61.9 | 64.3 | 64.7 | 62.8 |
| Avg. Dist. to Rail [m] | 2.2 | 2.5 | 1.2 | 0.5 | 2.1 | 3.7 |
| Avg. Stride Freq. [Hz] | 2.3 | 2.4 | 2.3 | 2.3 | 2.4 | 2.3 |
| Avg. Stride Length [m] | 6.0 | 7.3 | 7.2 | 7.4 | 7.3 | 7.1 |



- [] Ranking at each section and finish
- .-.- No data available at this section
- NA No data available



| | |
|--------------------------------|-----------------|
| Horse/Jockey Name | Fly Fifer |
| Final Rank | 9 |
| Fastest Section Time (Section) | 0:11.51 (1000m) |
| Top Speed [km/h] (Section) | 66.7 (Overall) |
| Race State | Finished |



Sunshine Coast QLD Professional

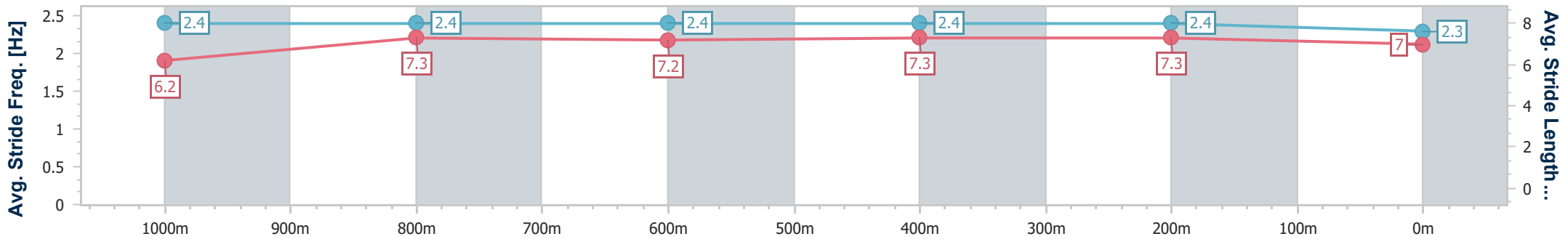
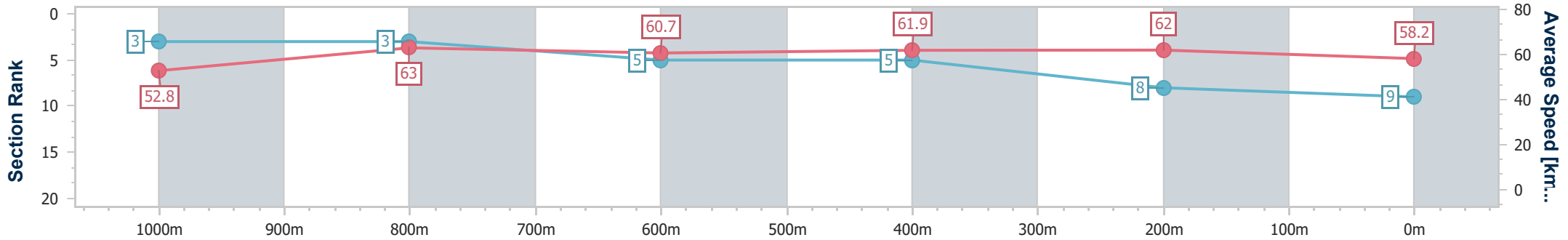
Race 6: SCOTT MCMAHON ELECTRICAL Maiden Plate - 1200m



16 June 2024 - 15:41

Track Rating: Soft 5, Weather: Fine, Rail Position: +7m 400m-
W/Post; +9m Remainder

| Section | Overall | 1000m | 800m | 600m | 400m | 200m |
|------------------------|--------------------------|--------------------------|--------------------------|--------------------------|--------------------------|--------------------------|
| Section Times | 1:12.81 [9] (0:13.65) | 0:59.16 [3] (0:11.51) | 0:47.65 [3] (0:11.96) | 0:35.69 [5] (0:11.72) | 0:23.97 [5] (0:11.63) | 0:12.34 [8] (0:12.34) |
| Average Speed [km/h] | 52.8 | 63.0 | 60.7 | 61.9 | 62.0 | 58.2 |
| Top Speed [km/h] | 66.7 | 64.2 | 61.8 | 63.8 | 63.5 | 60.1 |
| Avg. Dist. to Rail [m] | 5.4 | 2.5 | 1.5 | 1.6 | 1.6 | 1.5 |
| Avg. Stride Freq. [Hz] | 2.4 | 2.4 | 2.4 | 2.4 | 2.4 | 2.3 |
| Avg. Stride Length [m] | 6.2 | 7.3 | 7.2 | 7.3 | 7.3 | 7.0 |



- [] Ranking at each section and finish
- .-.- No data available at this section
- NA No data available



| | |
|--------------------------------|-----------------|
| Horse/Jockey Name | Indubitably |
| Final Rank | 10 |
| Fastest Section Time (Section) | 0:11.31 (1000m) |
| Top Speed [km/h] (Section) | 65.6 (Overall) |
| Race State | Finished |



Sunshine Coast QLD Professional

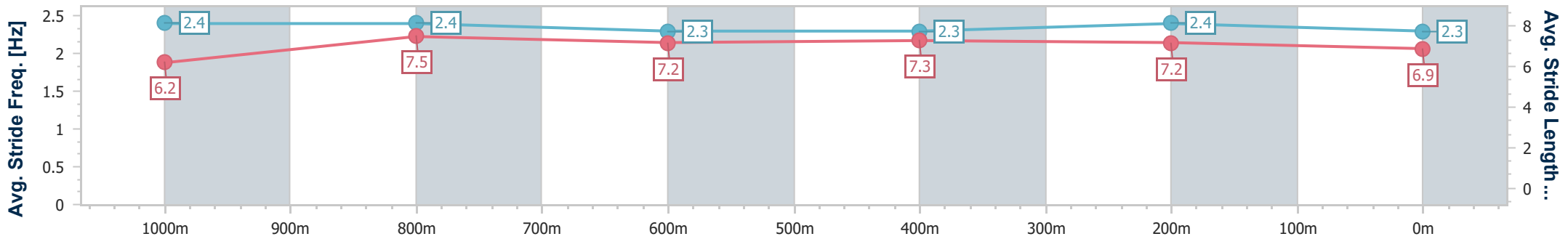
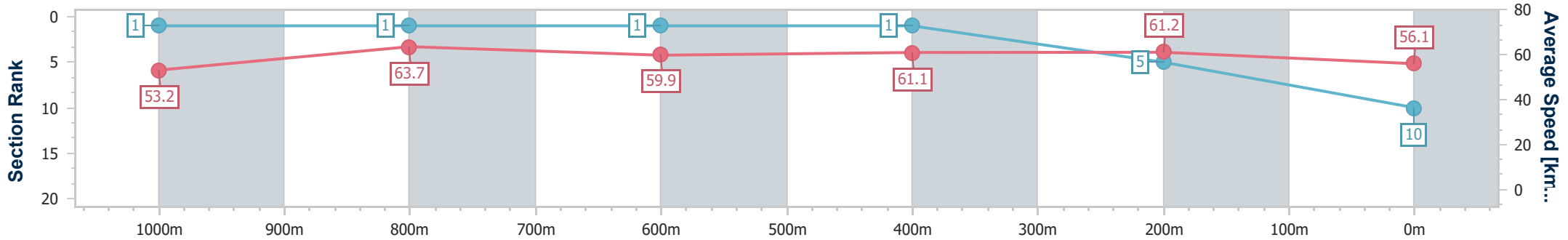
Race 6: SCOTT MCMAHON ELECTRICAL Maiden Plate - 1200m



16 June 2024 - 15:41

Track Rating: Soft 5, Weather: Fine, Rail Position: +7m 400m-
W/Post; +9m Remainder

| Section | Overall | 1000m | 800m | 600m | 400m | 200m |
|------------------------|---------------------------|--------------------------|--------------------------|--------------------------|--------------------------|--------------------------|
| Section Times | 1:13.06 [10] (0:13.54) | 0:59.52 [1] (0:11.31) | 0:48.21 [1] (0:11.98) | 0:36.23 [1] (0:11.67) | 0:24.56 [1] (0:11.75) | 0:12.81 [5] (0:12.81) |
| Average Speed [km/h] | 53.2 | 63.7 | 59.9 | 61.1 | 61.2 | 56.1 |
| Top Speed [km/h] | 65.6 | 65.2 | 61.6 | 61.8 | 62.6 | 58.5 |
| Avg. Dist. to Rail [m] | 4.8 | 0.8 | 0.7 | 2.4 | 1.1 | 1.7 |
| Avg. Stride Freq. [Hz] | 2.4 | 2.4 | 2.3 | 2.3 | 2.4 | 2.3 |
| Avg. Stride Length [m] | 6.2 | 7.5 | 7.2 | 7.3 | 7.2 | 6.9 |



- [] Ranking at each section and finish
- .-.- No data available at this section
- NA No data available



| | |
|--------------------------------|-----------------|
| Horse/Jockey Name | Holy Crown |
| Final Rank | 11 |
| Fastest Section Time (Section) | 0:11.32 (1000m) |
| Top Speed [km/h] (Section) | 65.6 (1000m) |
| Race State | Finished |



Sunshine Coast QLD Professional

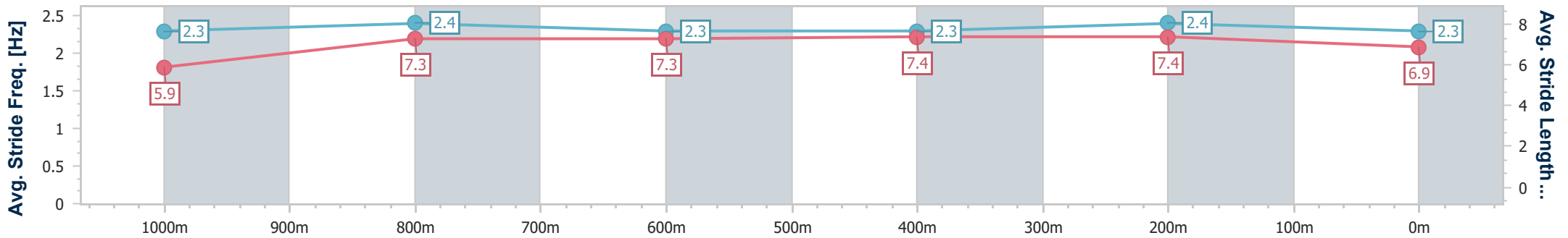
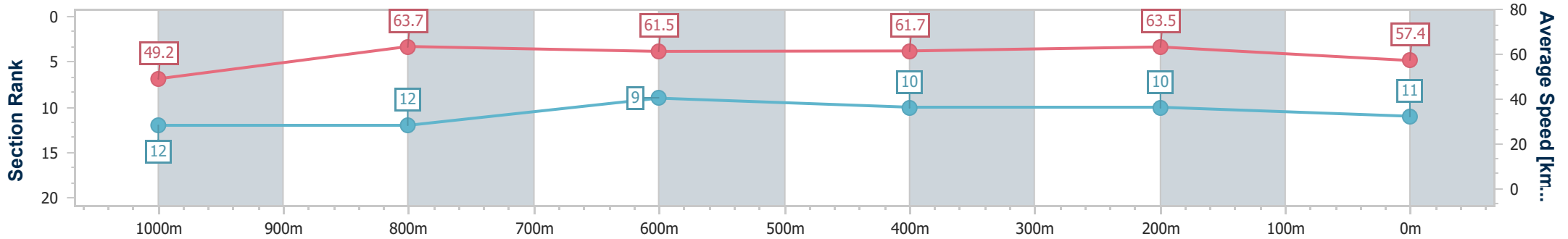
Race 6: SCOTT MCMAHON ELECTRICAL Maiden Plate - 1200m



16 June 2024 - 15:41

Track Rating: Soft 5, Weather: Fine, Rail Position: +7m 400m-
W/Post; +9m Remainder

| Section | Overall | 1000m | 800m | 600m | 400m | 200m |
|------------------------|---------------------------|---------------------------|---------------------------|--------------------------|---------------------------|---------------------------|
| Section Times | 1:13.14 [11] (0:14.62) | 0:58.52 [12] (0:11.32) | 0:47.20 [12] (0:11.73) | 0:35.47 [9] (0:11.57) | 0:23.90 [10] (0:11.35) | 0:12.55 [10] (0:12.55) |
| Average Speed [km/h] | 49.2 | 63.7 | 61.5 | 61.7 | 63.5 | 57.4 |
| Top Speed [km/h] | 65.6 | 65.6 | 62.6 | 63.7 | 64.9 | 61.9 |
| Avg. Dist. to Rail [m] | 3.4 | 1.2 | 0.2 | 1.1 | 0.6 | 1.5 |
| Avg. Stride Freq. [Hz] | 2.3 | 2.4 | 2.3 | 2.3 | 2.4 | 2.3 |
| Avg. Stride Length [m] | 5.9 | 7.3 | 7.3 | 7.4 | 7.4 | 6.9 |



- [] Ranking at each section and finish
- .-.- No data available at this section
- NA No data available



| | |
|--------------------------------|-----------------|
| Horse/Jockey Name | Bramble Bay |
| Final Rank | 12 |
| Fastest Section Time (Section) | 0:11.41 (1000m) |
| Top Speed [km/h] (Section) | 64.8 (Overall) |
| Race State | Finished |



Sunshine Coast QLD Professional

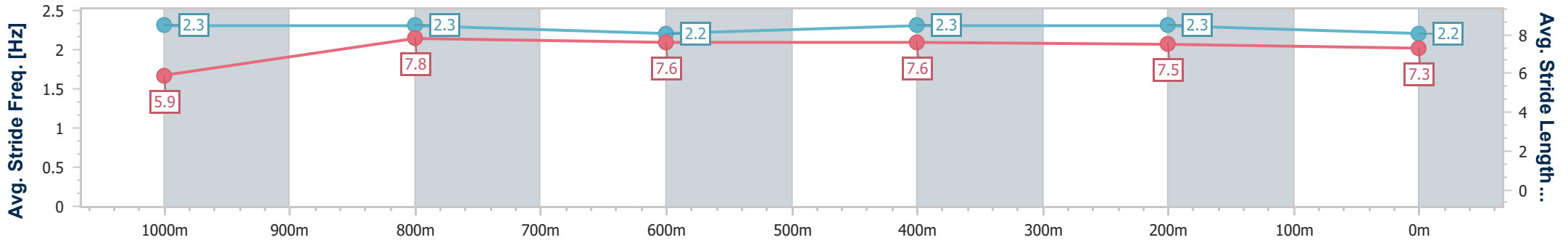
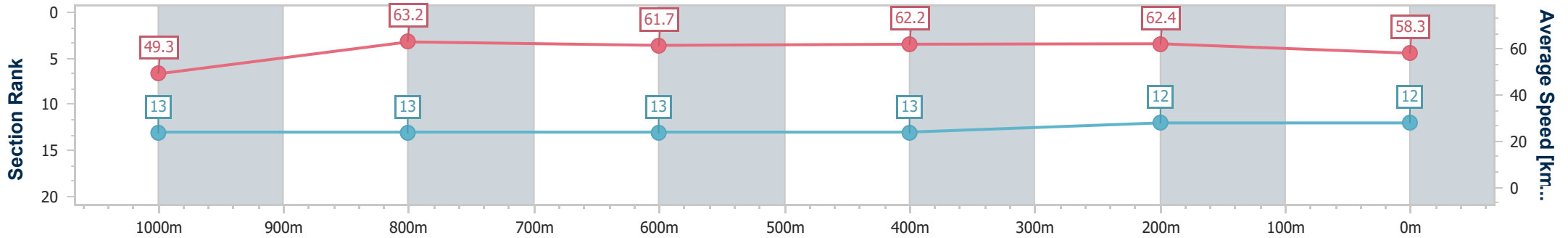
Race 6: SCOTT MCMAHON ELECTRICAL Maiden Plate - 1200m



16 June 2024 - 15:41

Track Rating: Soft 5, Weather: Fine, Rail Position: +7m 400m-
W/Post; +9m Remainder

| Section | Overall | 1000m | 800m | 600m | 400m | 200m |
|------------------------|---------------------------|---------------------------|---------------------------|---------------------------|---------------------------|---------------------------|
| Section Times | 1:13.43 [12] (0:14.63) | 0:58.80 [13] (0:11.41) | 0:47.39 [13] (0:11.81) | 0:35.58 [13] (0:11.68) | 0:23.90 [13] (0:11.55) | 0:12.35 [12] (0:12.35) |
| Average Speed [km/h] | 49.3 | 63.2 | 61.7 | 62.2 | 62.4 | 58.3 |
| Top Speed [km/h] | 64.8 | 64.0 | 62.4 | 63.1 | 63.3 | 61.5 |
| Avg. Dist. to Rail [m] | 7.4 | 2.2 | 1.7 | 1.7 | 3.7 | 4.6 |
| Avg. Stride Freq. [Hz] | 2.3 | 2.3 | 2.2 | 2.3 | 2.3 | 2.2 |
| Avg. Stride Length [m] | 5.9 | 7.8 | 7.6 | 7.6 | 7.5 | 7.3 |



- [] Ranking at each section and finish
- .-.- No data available at this section
- NA No data available



| | |
|--------------------------------|-----------------|
| Horse/Jockey Name | Rubos |
| Final Rank | 13 |
| Fastest Section Time (Section) | 0:11.53 (1000m) |
| Top Speed [km/h] (Section) | 66.0 (Overall) |
| Race State | Finished |



Sunshine Coast QLD Professional

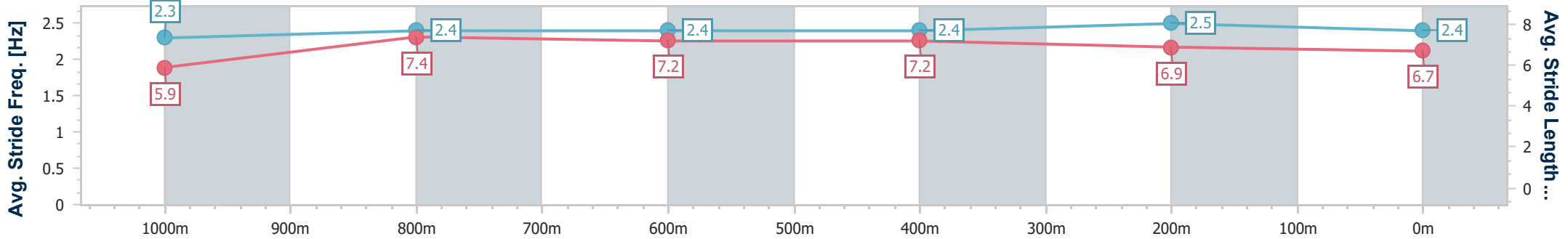
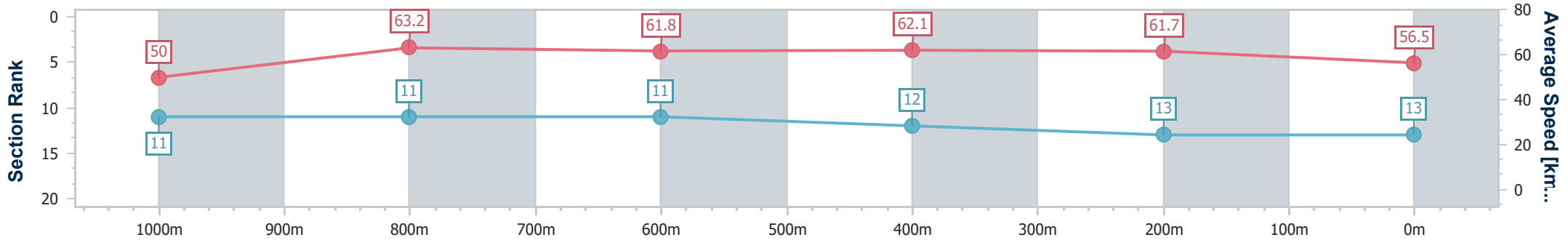
Race 6: SCOTT MCMAHON ELECTRICAL Maiden Plate - 1200m



16 June 2024 - 15:41

Track Rating: Soft 5, Weather: Fine, Rail Position: +7m 400m-
W/Post; +9m Remainder

| Section | Overall | 1000m | 800m | 600m | 400m | 200m |
|------------------------|---------------------------|---------------------------|---------------------------|---------------------------|---------------------------|---------------------------|
| Section Times | 1:13.89 [13] (0:14.40) | 0:59.49 [11] (0:11.53) | 0:47.96 [11] (0:11.83) | 0:36.13 [11] (0:11.71) | 0:24.42 [12] (0:11.66) | 0:12.76 [13] (0:12.76) |
| Average Speed [km/h] | 50.0 | 63.2 | 61.8 | 62.1 | 61.7 | 56.5 |
| Top Speed [km/h] | 66.0 | 64.1 | 64.2 | 63.2 | 63.4 | 60.5 |
| Avg. Dist. to Rail [m] | 5.5 | 4.4 | 2.4 | 1.9 | 5.1 | 5.0 |
| Avg. Stride Freq. [Hz] | 2.3 | 2.4 | 2.4 | 2.4 | 2.5 | 2.4 |
| Avg. Stride Length [m] | 5.9 | 7.4 | 7.2 | 7.2 | 6.9 | 6.7 |



- [] Ranking at each section and finish
- .-.- No data available at this section
- NA No data available



Sunshine Coast QLD Professional
Race 7: TAB WINTER SPRINTERS SERIES - HEAT - BENCHMARK 75
Handicap - 1000m
16 June 2024 - 16:15



Track Rating: Soft 5, Weather: Fine, Rail Position: +7m 400m-W/Post; +9m Remainder

| Section | | Overall | 800m | 600m | 400m | 200m | Last 600m | | | | | |
|-------------|--|----------------------|----------------------|----------------------|--------------------------|--------------------------|--------------------------|--------------------------|--------------------------|------------------------|---------|----|
| Field Times | | 0:57.71 (0:13.01) | 0:44.70 (0:10.39) | 0:34.31 (0:10.79) | 0:23.52 (0:11.20) | 0:12.32 (0:12.32) | 0:34.31 | | | | | |
| Rank | TAB Horse/Jockey | Barrier | Top Speed [km/h] | Fastest Section | Margin | | | | | Distance Travelled [m] | | |
| 1 | 2 BRING ME KASH Corey Sutherland | 5 | 71.8 800m | 0:10.39 800m | 0:57.71 [1] (0:13.01) | 0:44.70 [1] (0:10.39) | 0:34.31 [1] (0:10.79) | 0:23.52 [1] (0:11.20) | 0:12.32 [1] (0:12.32) | 0:57.71 | 0:34.31 | |
| 2 | 4 ZOUMETEOR Cody Collis | 2 | 69.7 800m | 0:10.45 800m | 0:57.76 [2] (0:13.35) | 0:44.41 [6] (0:10.45) | 0:33.96 [6] (0:10.93) | 0:23.03 [5] (0:11.01) | 0:12.02 [2] (0:12.02) | 0.2L | 0:33.96 | +0 |
| 3 | 14 GALBALAN Anthony Allen | 1 | 69.1 800m | 0:10.50 800m | 0:57.98 [3] (0:13.55) | 0:44.43 [7] (0:10.50) | 0:33.93 [7] (0:10.79) | 0:23.14 [7] (0:10.96) | 0:12.18 [4] (0:12.18) | 1.5L | 0:33.93 | +3 |
| 4 | 11 ZINGALONG Minonette Kennedy | 4 | 71.4 800m | 0:10.49 800m | 0:58.05 [4] (0:13.13) | 0:44.92 [2] (0:10.49) | 0:34.43 [2] (0:10.98) | 0:23.45 [2] (0:11.18) | 0:12.27 [3] (0:12.27) | 1.8L | 0:34.43 | +4 |
| 5 | 3 ECONOMICS Ryan Maloney | 10 | 70.5 800m | 0:10.52 800m | 0:58.13 [5] (0:13.22) | 0:44.91 [5] (0:10.52) | 0:34.39 [5] (0:10.92) | 0:23.47 [4] (0:11.17) | 0:12.30 [5] (0:12.30) | 2.2L | 0:34.39 | +6 |
| 6 | 5 JEMELDI Samantha Collett | 7 | 71.5 800m | 0:10.38 800m | 0:58.24 [6] (0:13.92) | 0:44.32 [9] (0:10.38) | 0:33.94 [9] (0:10.57) | 0:23.37 [8] (0:10.97) | 0:12.40 [6] (0:12.40) | 2.7L | 0:33.94 | +5 |
| 7 | 9 CELESTIAL SOL Casey Waddell | 12 | 69.1 800m | 0:10.63 800m | 0:58.37 [7] (0:13.56) | 0:44.81 [8] (0:10.63) | 0:34.18 [8] (0:10.88) | 0:23.30 [9] (0:11.12) | 0:12.18 [9] (0:12.18) | 3.2L | 0:34.18 | +6 |
| 8 | 10 MATILLY Justin Stanley | 11 | 71.6 800m | 0:10.56 800m | 0:58.59 [8] (0:13.14) | 0:45.45 [3] (0:10.56) | 0:34.89 [3] (0:11.08) | 0:23.81 [6] (0:11.15) | 0:12.66 [7] (0:12.66) | 4.5L | 0:34.89 | +8 |
| 9 | 12 ON HOLD Karl Zechner | 6 | 70.6 800m | 0:10.52 800m | 0:58.76 [9] (0:13.18) | 0:45.58 [4] (0:10.52) | 0:35.06 [4] (0:10.94) | 0:24.12 [3] (0:11.52) | 0:12.60 [8] (0:12.60) | 5.5L | 0:35.06 | +5 |

Scratched: Captain Fox (#7), Mort Doyle (#13), Phantom Spirit (#6), Vetta Velocita (#15), Zouperb (#16), Kingston's Here (#1), Mr Galazi (#8)

[] Ranking at each section and finish
 -:-:- No data available at this section
 NA No data available

SCN Saddle cloth number
 DNF Did not finish
 DNT Did not track



| | |
|--------------------------------|----------------|
| Horse/Jockey Name | Bring Me Kash |
| Final Rank | 1 |
| Fastest Section Time (Section) | 0:10.39 (800m) |
| Top Speed [km/h] (Section) | 71.8 (800m) |
| Race State | Finished |



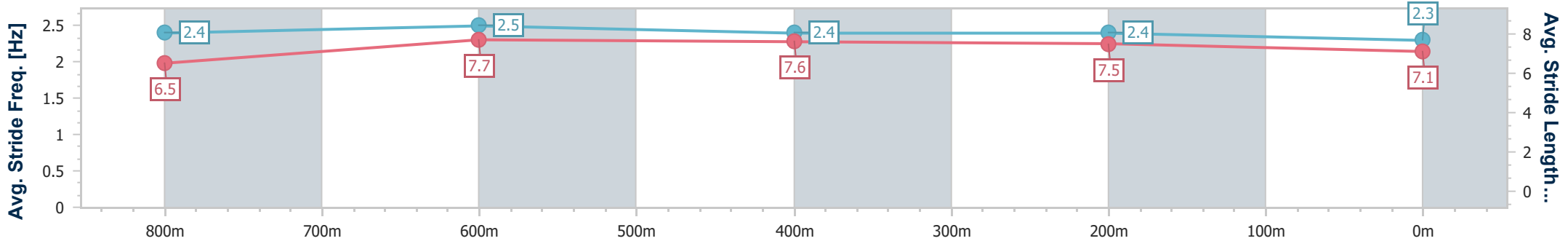
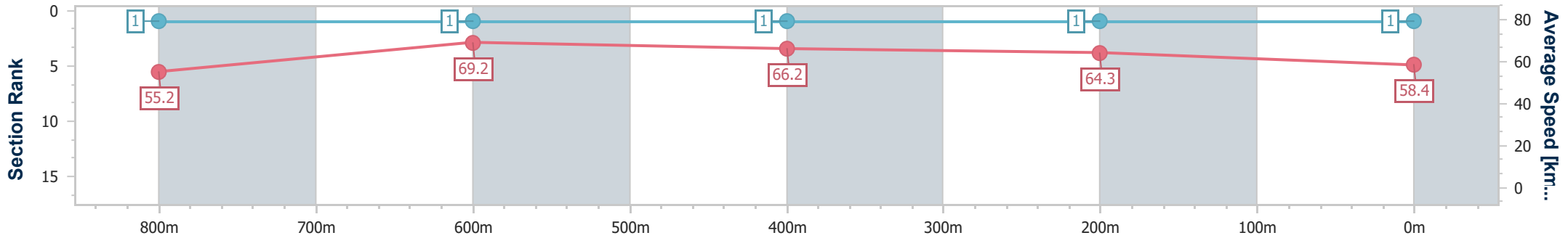
Sunshine Coast QLD Professional
Race 7: TAB WINTER SPRINTERS SERIES - HEAT -
BENCHMARK 75 Handicap - 1000m



16 June 2024 - 16:15

Track Rating: Soft 5, Weather: Fine, Rail Position: +7m 400m-
W/Post; +9m Remainder

| Section | Overall | 800m | 600m | 400m | 200m |
|------------------------|--------------------------|--------------------------|--------------------------|--------------------------|--------------------------|
| Section Times | 0:57.71 [1] (0:13.01) | 0:44.70 [1] (0:10.39) | 0:34.31 [1] (0:10.79) | 0:23.52 [1] (0:11.20) | 0:12.32 [1] (0:12.32) |
| Average Speed [km/h] | 55.2 | 69.2 | 66.2 | 64.3 | 58.4 |
| Top Speed [km/h] | 71.7 | 71.8 | 67.6 | 65.8 | 62.1 |
| Avg. Dist. to Rail [m] | 3.9 | 0.9 | 1.3 | 0.5 | 1.8 |
| Avg. Stride Freq. [Hz] | 2.4 | 2.5 | 2.4 | 2.4 | 2.3 |
| Avg. Stride Length [m] | 6.5 | 7.7 | 7.6 | 7.5 | 7.1 |



- [] Ranking at each section and finish
- .-.- No data available at this section
- NA No data available



| | |
|--------------------------------|----------------|
| Horse/Jockey Name | Zoumteor |
| Final Rank | 2 |
| Fastest Section Time (Section) | 0:10.45 (800m) |
| Top Speed [km/h] (Section) | 69.7 (800m) |
| Race State | Finished |



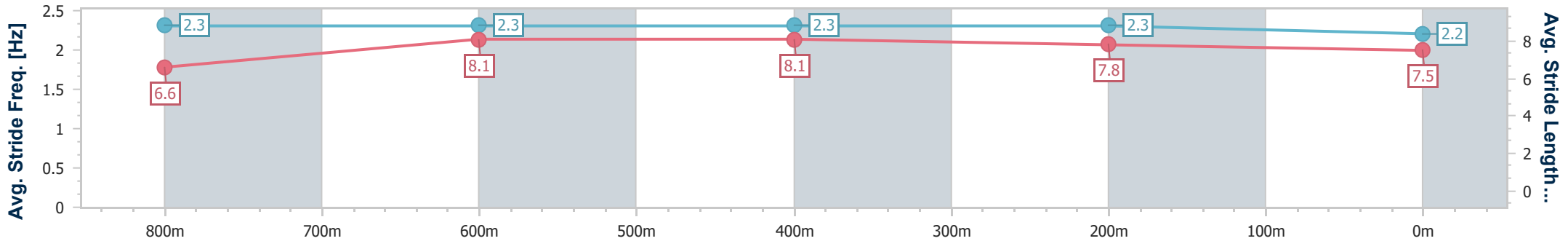
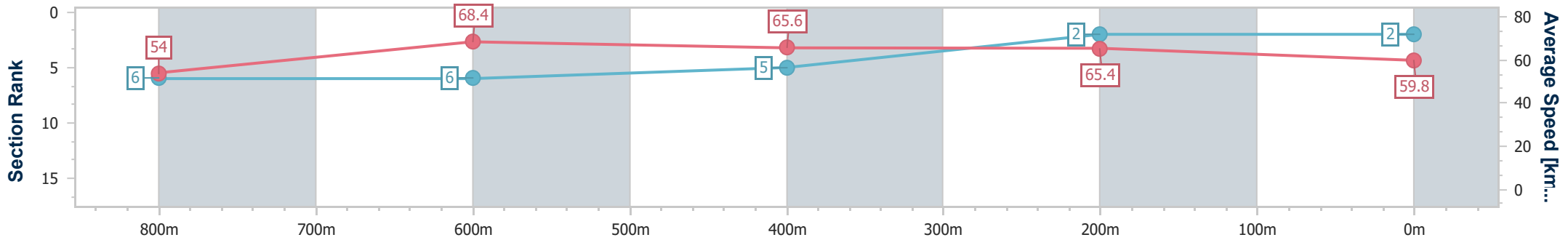
Sunshine Coast QLD Professional
Race 7: TAB WINTER SPRINTERS SERIES - HEAT -
BENCHMARK 75 Handicap - 1000m



16 June 2024 - 16:15

Track Rating: Soft 5, Weather: Fine, Rail Position: +7m 400m-
W/Post; +9m Remainder

| Section | Overall | 800m | 600m | 400m | 200m |
|------------------------|--------------------------|--------------------------|--------------------------|--------------------------|--------------------------|
| Section Times | 0:57.76 [2] (0:13.35) | 0:44.41 [6] (0:10.45) | 0:33.96 [6] (0:10.93) | 0:23.03 [5] (0:11.01) | 0:12.02 [2] (0:12.02) |
| Average Speed [km/h] | 54.0 | 68.4 | 65.6 | 65.4 | 59.8 |
| Top Speed [km/h] | 69.5 | 69.7 | 66.8 | 66.9 | 63.2 |
| Avg. Dist. to Rail [m] | 1.0 | 0.7 | 1.2 | 0.5 | 1.1 |
| Avg. Stride Freq. [Hz] | 2.3 | 2.3 | 2.3 | 2.3 | 2.2 |
| Avg. Stride Length [m] | 6.6 | 8.1 | 8.1 | 7.8 | 7.5 |



- [] Ranking at each section and finish
- .-.- No data available at this section
- NA No data available



| | |
|--------------------------------|----------------|
| Horse/Jockey Name | Galbalan |
| Final Rank | 3 |
| Fastest Section Time (Section) | 0:10.50 (800m) |
| Top Speed [km/h] (Section) | 69.1 (800m) |
| Race State | Finished |



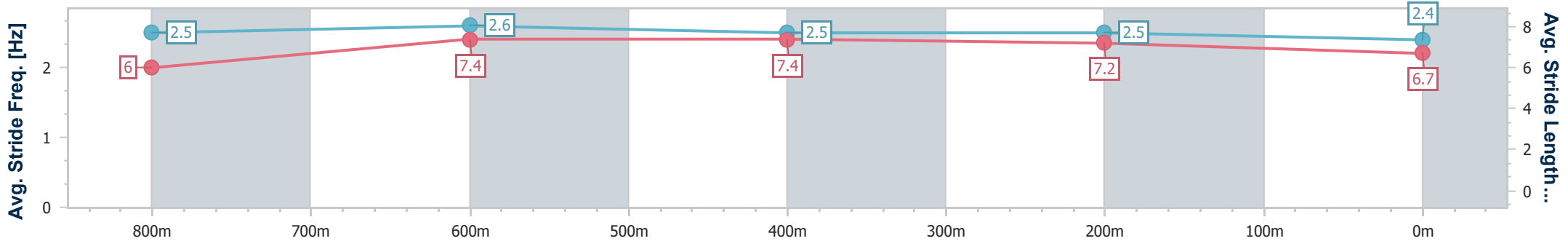
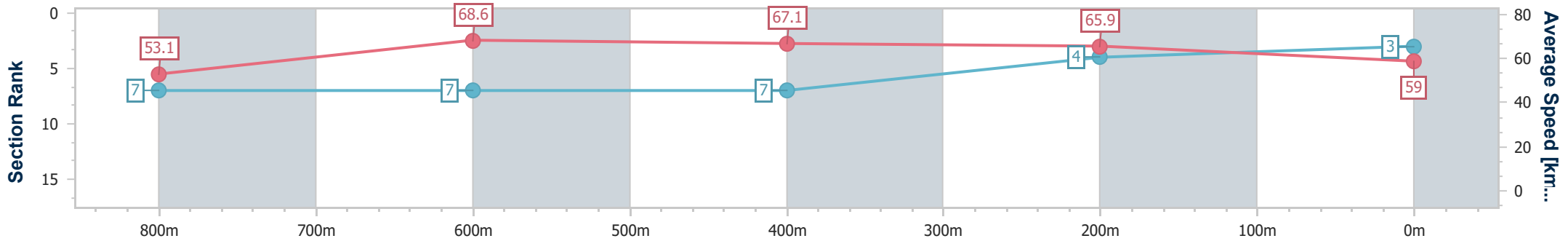
Sunshine Coast QLD Professional
Race 7: TAB WINTER SPRINTERS SERIES - HEAT -
BENCHMARK 75 Handicap - 1000m



16 June 2024 - 16:15

Track Rating: Soft 5, Weather: Fine, Rail Position: +7m 400m-
W/Post; +9m Remainder

| Section | Overall | 800m | 600m | 400m | 200m |
|------------------------|--------------------------|--------------------------|--------------------------|--------------------------|--------------------------|
| Section Times | 0:57.98 [3] (0:13.55) | 0:44.43 [7] (0:10.50) | 0:33.93 [7] (0:10.79) | 0:23.14 [7] (0:10.96) | 0:12.18 [4] (0:12.18) |
| Average Speed [km/h] | 53.1 | 68.6 | 67.1 | 65.9 | 59.0 |
| Top Speed [km/h] | 68.7 | 69.1 | 68.3 | 67.0 | 63.5 |
| Avg. Dist. to Rail [m] | 1.5 | 0.5 | 0.8 | 3.1 | 2.0 |
| Avg. Stride Freq. [Hz] | 2.5 | 2.6 | 2.5 | 2.5 | 2.4 |
| Avg. Stride Length [m] | 6.0 | 7.4 | 7.4 | 7.2 | 6.7 |



- [] Ranking at each section and finish
- .-.- No data available at this section
- NA No data available



| | |
|--------------------------------|----------------|
| Horse/Jockey Name | Zingalong |
| Final Rank | 4 |
| Fastest Section Time (Section) | 0:10.49 (800m) |
| Top Speed [km/h] (Section) | 71.4 (800m) |
| Race State | Finished |



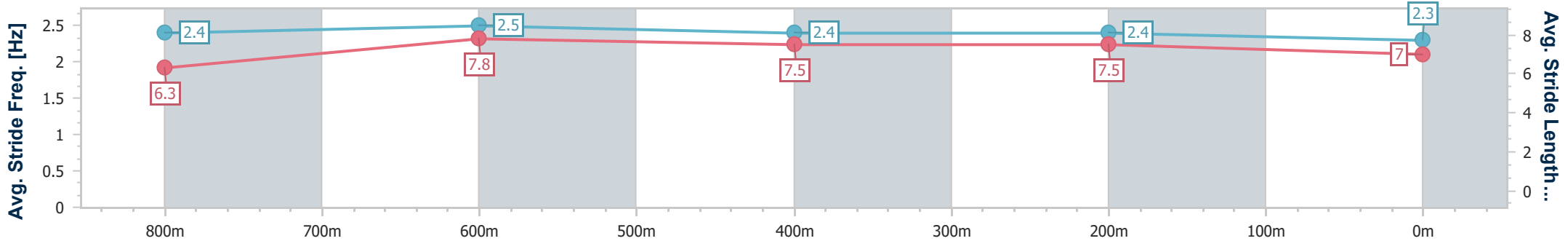
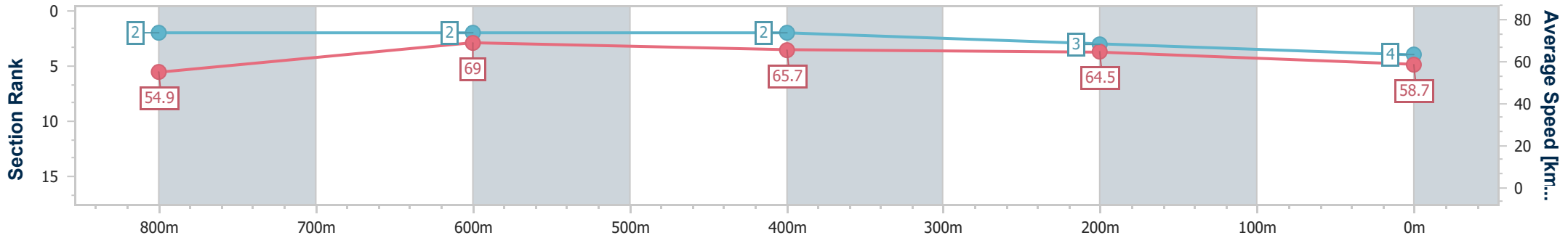
Sunshine Coast QLD Professional
Race 7: TAB WINTER SPRINTERS SERIES - HEAT -
BENCHMARK 75 Handicap - 1000m



16 June 2024 - 16:15

Track Rating: Soft 5, Weather: Fine, Rail Position: +7m 400m-
W/Post; +9m Remainder

| Section | Overall | 800m | 600m | 400m | 200m |
|------------------------|--------------------------|--------------------------|--------------------------|--------------------------|--------------------------|
| Section Times | 0:58.05 [4] (0:13.13) | 0:44.92 [2] (0:10.49) | 0:34.43 [2] (0:10.98) | 0:23.45 [2] (0:11.18) | 0:12.27 [3] (0:12.27) |
| Average Speed [km/h] | 54.9 | 69.0 | 65.7 | 64.5 | 58.7 |
| Top Speed [km/h] | 70.9 | 71.4 | 67.2 | 66.3 | 62.8 |
| Avg. Dist. to Rail [m] | 4.7 | 1.3 | 1.0 | 1.3 | 0.9 |
| Avg. Stride Freq. [Hz] | 2.4 | 2.5 | 2.4 | 2.4 | 2.3 |
| Avg. Stride Length [m] | 6.3 | 7.8 | 7.5 | 7.5 | 7.0 |



- [] Ranking at each section and finish
- .-.- No data available at this section
- NA No data available



| | |
|--------------------------------|----------------|
| Horse/Jockey Name | Economics |
| Final Rank | 5 |
| Fastest Section Time (Section) | 0:10.52 (800m) |
| Top Speed [km/h] (Section) | 70.5 (800m) |
| Race State | Finished |



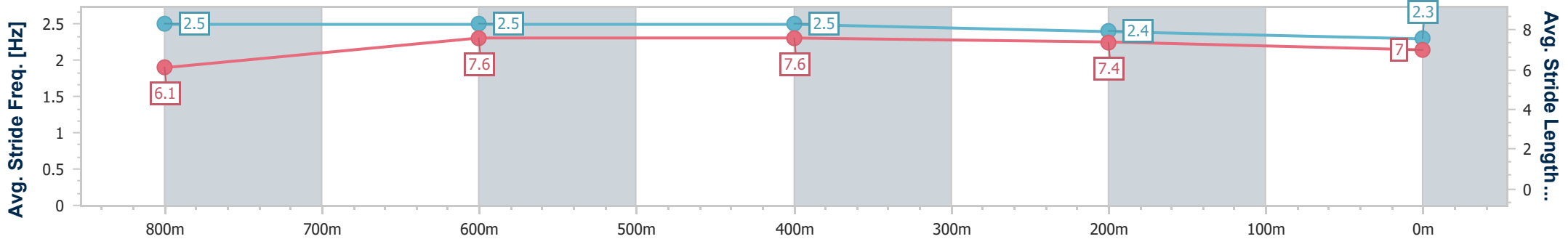
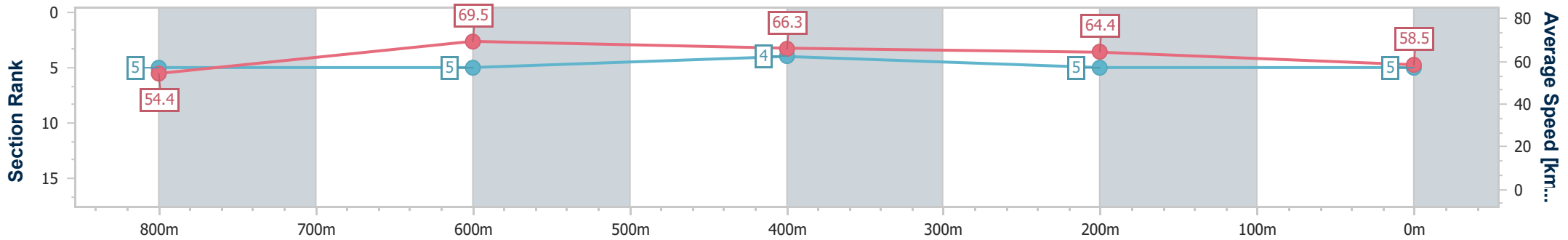
Sunshine Coast QLD Professional
Race 7: TAB WINTER SPRINTERS SERIES - HEAT -
BENCHMARK 75 Handicap - 1000m



16 June 2024 - 16:15

Track Rating: Soft 5, Weather: Fine, Rail Position: +7m 400m-
W/Post; +9m Remainder

| Section | Overall | 800m | 600m | 400m | 200m |
|------------------------|--------------------------|--------------------------|--------------------------|--------------------------|--------------------------|
| Section Times | 0:58.13 [5] (0:13.22) | 0:44.91 [5] (0:10.52) | 0:34.39 [5] (0:10.92) | 0:23.47 [4] (0:11.17) | 0:12.30 [5] (0:12.30) |
| Average Speed [km/h] | 54.4 | 69.5 | 66.3 | 64.4 | 58.5 |
| Top Speed [km/h] | 69.9 | 70.5 | 68.3 | 66.5 | 62.9 |
| Avg. Dist. to Rail [m] | 7.2 | 3.2 | 1.2 | 2.1 | 1.2 |
| Avg. Stride Freq. [Hz] | 2.5 | 2.5 | 2.5 | 2.4 | 2.3 |
| Avg. Stride Length [m] | 6.1 | 7.6 | 7.6 | 7.4 | 7.0 |



- [] Ranking at each section and finish
- .-.- No data available at this section
- NA No data available



| | |
|--------------------------------|----------------|
| Horse/Jockey Name | Jemeldi |
| Final Rank | 6 |
| Fastest Section Time (Section) | 0:10.38 (800m) |
| Top Speed [km/h] (Section) | 71.5 (800m) |
| Race State | Finished |



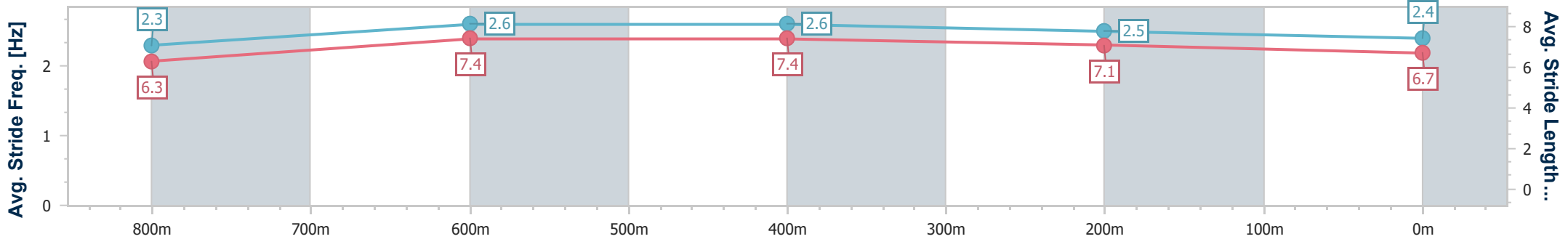
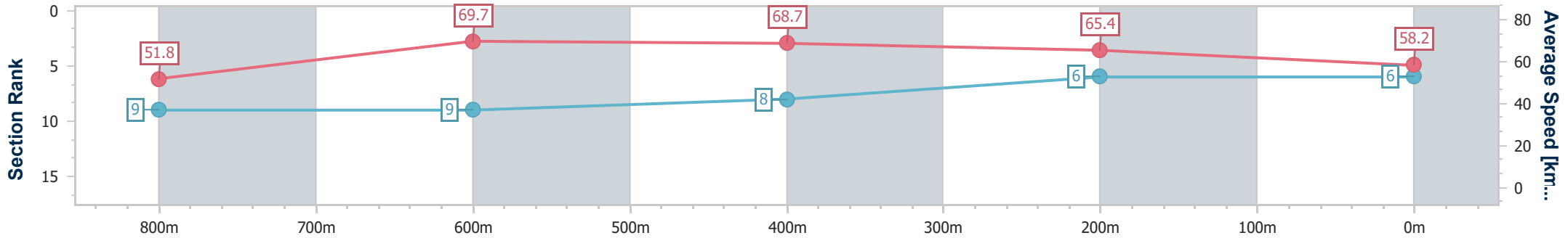
Sunshine Coast QLD Professional
Race 7: TAB WINTER SPRINTERS SERIES - HEAT -
BENCHMARK 75 Handicap - 1000m



16 June 2024 - 16:15

Track Rating: Soft 5, Weather: Fine, Rail Position: +7m 400m-
W/Post; +9m Remainder

| Section | Overall | 800m | 600m | 400m | 200m |
|------------------------|--------------------------|--------------------------|--------------------------|--------------------------|--------------------------|
| Section Times | 0:58.24 [6] (0:13.92) | 0:44.32 [9] (0:10.38) | 0:33.94 [9] (0:10.57) | 0:23.37 [8] (0:10.97) | 0:12.40 [6] (0:12.40) |
| Average Speed [km/h] | 51.8 | 69.7 | 68.7 | 65.4 | 58.2 |
| Top Speed [km/h] | 69.3 | 71.5 | 70.3 | 66.9 | 62.6 |
| Avg. Dist. to Rail [m] | 5.0 | 2.2 | 0.8 | 4.5 | 4.2 |
| Avg. Stride Freq. [Hz] | 2.3 | 2.6 | 2.6 | 2.5 | 2.4 |
| Avg. Stride Length [m] | 6.3 | 7.4 | 7.4 | 7.1 | 6.7 |



- [] Ranking at each section and finish
- .-.- No data available at this section
- NA No data available



| | |
|--------------------------------|----------------|
| Horse/Jockey Name | Celestial Sol |
| Final Rank | 7 |
| Fastest Section Time (Section) | 0:10.63 (800m) |
| Top Speed [km/h] (Section) | 69.1 (800m) |
| Race State | Finished |



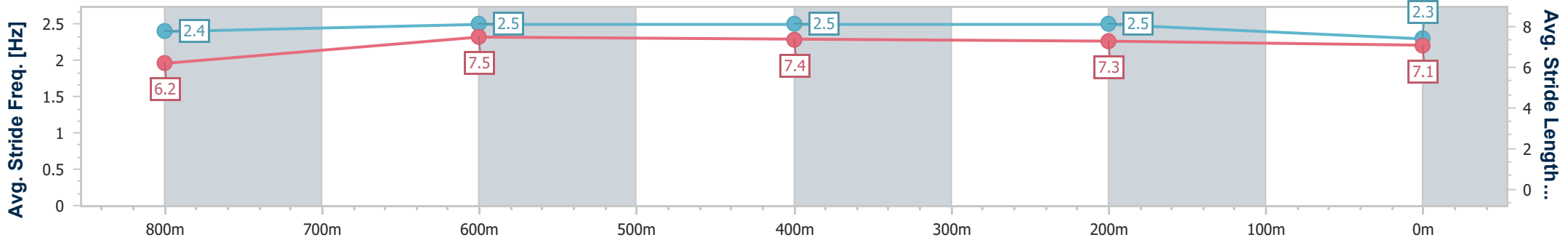
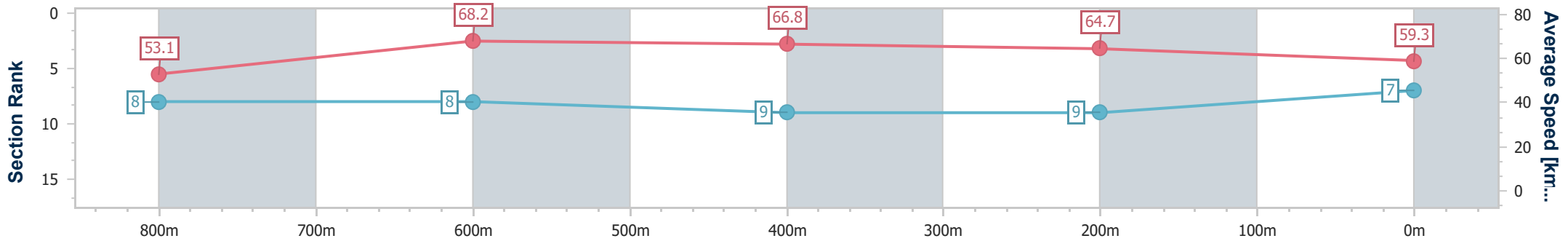
Sunshine Coast QLD Professional
Race 7: TAB WINTER SPRINTERS SERIES - HEAT -
BENCHMARK 75 Handicap - 1000m



16 June 2024 - 16:15

Track Rating: Soft 5, Weather: Fine, Rail Position: +7m 400m-
W/Post; +9m Remainder

| Section | Overall | 800m | 600m | 400m | 200m |
|------------------------|--------------------------|--------------------------|--------------------------|--------------------------|--------------------------|
| Section Times | 0:58.37 [7] (0:13.56) | 0:44.81 [8] (0:10.63) | 0:34.18 [8] (0:10.88) | 0:23.30 [9] (0:11.12) | 0:12.18 [9] (0:12.18) |
| Average Speed [km/h] | 53.1 | 68.2 | 66.8 | 64.7 | 59.3 |
| Top Speed [km/h] | 68.5 | 69.1 | 68.0 | 65.8 | 63.7 |
| Avg. Dist. to Rail [m] | 7.0 | 1.7 | 1.4 | 1.4 | 0.7 |
| Avg. Stride Freq. [Hz] | 2.4 | 2.5 | 2.5 | 2.5 | 2.3 |
| Avg. Stride Length [m] | 6.2 | 7.5 | 7.4 | 7.3 | 7.1 |



- [] Ranking at each section and finish
- .-.- No data available at this section
- NA No data available



| | |
|--------------------------------|----------------|
| Horse/Jockey Name | Matilly |
| Final Rank | 8 |
| Fastest Section Time (Section) | 0:10.56 (800m) |
| Top Speed [km/h] (Section) | 71.6 (800m) |
| Race State | Finished |



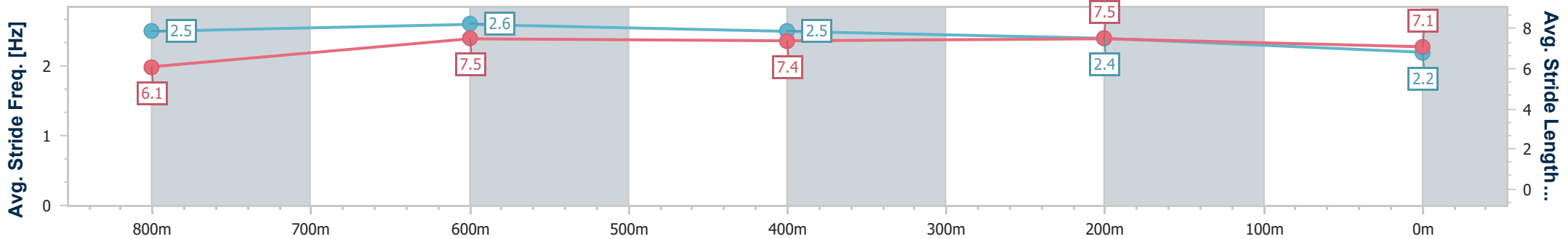
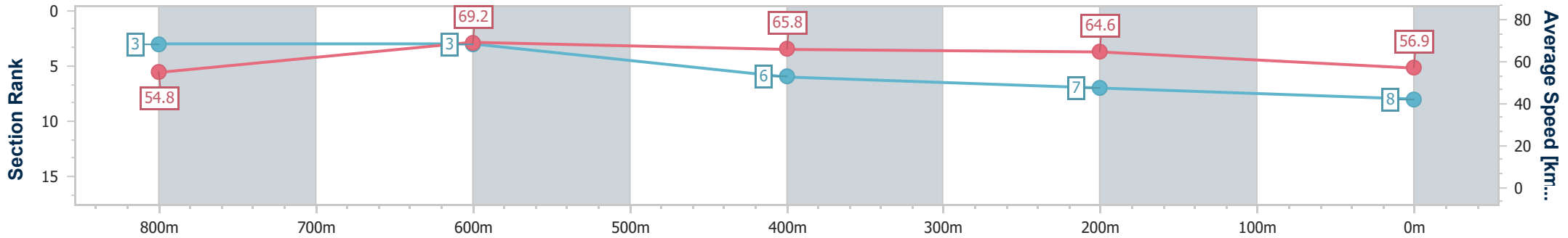
Sunshine Coast QLD Professional
Race 7: TAB WINTER SPRINTERS SERIES - HEAT -
BENCHMARK 75 Handicap - 1000m



16 June 2024 - 16:15

Track Rating: Soft 5, Weather: Fine, Rail Position: +7m 400m-
W/Post; +9m Remainder

| Section | Overall | 800m | 600m | 400m | 200m |
|------------------------|--------------------------|--------------------------|--------------------------|--------------------------|--------------------------|
| Section Times | 0:58.59 [8] (0:13.14) | 0:45.45 [3] (0:10.56) | 0:34.89 [3] (0:11.08) | 0:23.81 [6] (0:11.15) | 0:12.66 [7] (0:12.66) |
| Average Speed [km/h] | 54.8 | 69.2 | 65.8 | 64.6 | 56.9 |
| Top Speed [km/h] | 70.6 | 71.6 | 68.2 | 65.6 | 62.4 |
| Avg. Dist. to Rail [m] | 7.0 | 3.7 | 2.7 | 4.0 | 2.9 |
| Avg. Stride Freq. [Hz] | 2.5 | 2.6 | 2.5 | 2.4 | 2.2 |
| Avg. Stride Length [m] | 6.1 | 7.5 | 7.4 | 7.5 | 7.1 |



- [] Ranking at each section and finish
- .-.- No data available at this section
- NA No data available



| | |
|--------------------------------|----------------|
| Horse/Jockey Name | On Hold |
| Final Rank | 9 |
| Fastest Section Time (Section) | 0:10.52 (800m) |
| Top Speed [km/h] (Section) | 70.6 (800m) |
| Race State | Finished |



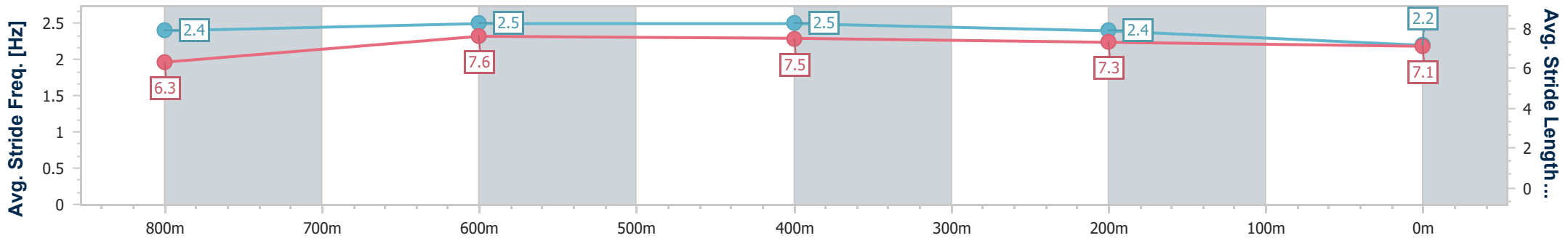
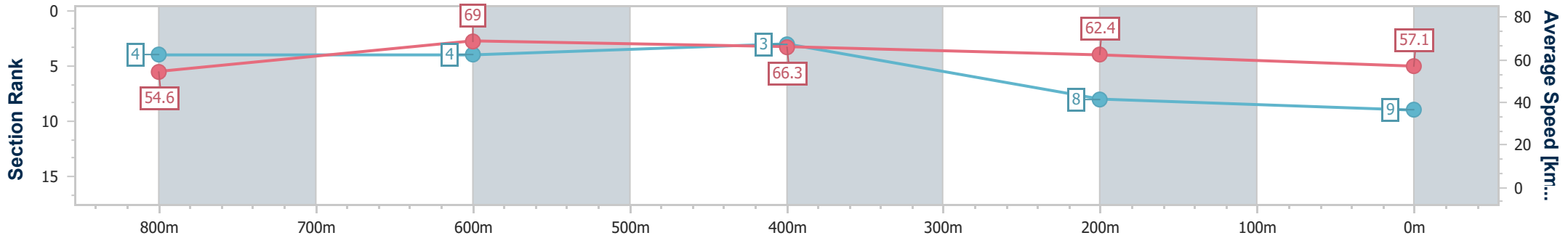
Sunshine Coast QLD Professional
Race 7: TAB WINTER SPRINTERS SERIES - HEAT -
BENCHMARK 75 Handicap - 1000m



16 June 2024 - 16:15

Track Rating: Soft 5, Weather: Fine, Rail Position: +7m 400m-
W/Post; +9m Remainder

| Section | Overall | 800m | 600m | 400m | 200m |
|------------------------|--------------------------|--------------------------|--------------------------|--------------------------|--------------------------|
| Section Times | 0:58.76 [9] (0:13.18) | 0:45.58 [4] (0:10.52) | 0:35.06 [4] (0:10.94) | 0:24.12 [3] (0:11.52) | 0:12.60 [8] (0:12.60) |
| Average Speed [km/h] | 54.6 | 69.0 | 66.3 | 62.4 | 57.1 |
| Top Speed [km/h] | 69.7 | 70.6 | 68.0 | 64.8 | 60.8 |
| Avg. Dist. to Rail [m] | 5.9 | 2.6 | 1.4 | 1.8 | 0.9 |
| Avg. Stride Freq. [Hz] | 2.4 | 2.5 | 2.5 | 2.4 | 2.2 |
| Avg. Stride Length [m] | 6.3 | 7.6 | 7.5 | 7.3 | 7.1 |



- [] Ranking at each section and finish
- .-.- No data available at this section
- NA No data available