



# Toowoomba QLD Professional

## Race 5: RACING NATION ON POWERFM Maiden Handicap - 1300m

15 June 2024 - 19:11



Track Rating: Good 3, Weather: Fine, Rail Position: +2m Entire

Section		Overall	1200m	1000m	800m	600m	400m	Last 600m				
Field Times		1:19.96 (0:08.19)	1:11.77 (0:10.64)	1:01.13 (0:11.36)	0:49.77 (0:11.76)	0:38.01 (0:12.52)	0:25.49 (0:12.68)	0:38.01				
Rank	TAB Horse/Jockey	Barrier	Top Speed [km/h]	Fastest Section								Distance Travelled [m]
1	12 GAELIC THUNDER Nathan Evans	5	66.3 1200m	0:08.27 Overall	1:19.96 [1] (0:08.27)	1:11.69 [4] (0:11.11)	1:00.58 [7] (0:11.63)	0:48.95 [8] (0:11.63)	0:37.32 [6] (0:12.37)	0:24.95 [6] (0:12.46)	0:37.32	
2	7 ROCK LOBSTER Anthony Allen	7	67.9 1200m	0:08.39 Overall	1:20.18 [2] (0:08.39)	1:11.79 [7] (0:10.82)	1:00.97 [6] (0:11.53)	0:49.44 [6] (0:11.99)	0:37.45 [7] (0:12.20)	0:25.25 [4] (0:12.74)	0:37.45	+7
3	5 FREYA'S MAGIC Nozi Tomizawa	9	69.9 1200m	0:08.22 Overall	1:20.22 [3] (0:08.22)	1:12.00 [2] (0:10.61)	1:01.39 [1] (0:11.36)	0:50.03 [1] (0:11.76)	0:38.27 [1] (0:12.52)	0:25.75 [1] (0:12.68)	0:38.27	-2
4	1 DOWNEY Georgina Cartwright	1	68.5 1200m	0:08.40 Overall	1:20.36 [4] (0:08.40)	1:11.96 [8] (0:10.71)	1:01.25 [4] (0:11.17)	0:50.08 [3] (0:11.92)	0:38.16 [2] (0:12.58)	0:25.58 [2] (0:12.74)	0:38.16	+1
5	10 DUMA Madeleine Wishart	11	66.1 1000m	0:08.28 Overall	1:20.38 [5] (0:08.28)	1:12.10 [5] (0:11.29)	1:00.81 [8] (0:11.38)	0:49.43 [7] (0:11.99)	0:37.44 [8] (0:12.20)	0:25.24 [8] (0:12.81)	0:37.44	+3
6	6 PEACH GALANTES Montanna Savva	4	68.5 1200m	0:08.33 Overall	1:20.44 [6] (0:08.33)	1:12.11 [6] (0:10.82)	1:01.29 [5] (0:11.51)	0:49.78 [5] (0:11.90)	0:37.88 [5] (0:12.48)	0:25.40 [7] (0:12.49)	0:37.88	+0
7	11 SUNCRAFT Wayne O'Connell	14	68.2 1200m	0:08.61 Overall	1:20.61 [7] (0:08.61)	1:12.00 [9] (0:10.98)	1:01.02 [9] (0:11.48)	0:49.54 [9] (0:11.95)	0:37.59 [9] (0:12.27)	0:25.32 [9] (0:12.49)	0:37.59	-2
8	2 MAJESTIC TEAKO Rikki Jamieson	2	68.5 1200m	0:08.27 Overall	1:21.11 [8] (0:08.27)	1:12.84 [3] (0:10.68)	1:02.16 [3] (0:11.38)	0:50.78 [4] (0:12.04)	0:38.74 [4] (0:12.57)	0:26.17 [5] (0:12.75)	0:38.74	+4
9	14 MONTAGLIARI Landan Sykes	6	68.9 1200m	0:08.19 Overall	1:21.23 [9] (0:08.19)	1:13.04 [1] (0:10.71)	1:02.33 [2] (0:11.36)	0:50.97 [2] (0:11.98)	0:38.99 [3] (0:12.61)	0:26.38 [3] (0:12.98)	0:38.99	+7

Scratched: Onomatopoeia (#4), Casino Cat (#13), Zouwaler (#3), Anotherlovelyday (#8), Must Be The Money (#9)

[ ] Ranking at each section and finish  
 -:-:- No data available at this section  
 NA No data available

SCN Saddle cloth number  
 DNF Did not finish  
 DNT Did not track



# Toowoomba QLD Professional

## Race 5: RACING NATION ON POWERFM Maiden Handicap - 1300m

15 June 2024 - 19:11



Track Rating: Good 3, Weather: Fine, Rail Position: +2m Entire

Section				200m				Last 600m	
Field Times				0:12.81 (0:12.81)				0:38.01	
Rank	TAB	Horse/Jockey	Barrier	Top Speed [km/h]	Fastest Section	Margin			Distance Travelled [m]
1	12	<b>Gaelic Thunder</b> Nathan Evans	5	66.3 1200m	0:08.27 Overall	0:12.49 [2] (0:12.49)	1:19.96		0:37.32
2	7	<b>Rock Lobster</b> Anthony Allen	7	67.9 1200m	0:08.39 Overall	0:12.51 [5] (0:12.51)	1.3L		0:37.45 +7
3	5	<b>Freya's Magic</b> Nozi Tomizawa	9	69.9 1200m	0:08.22 Overall	0:13.07 [1] (0:13.07)	1.5L		0:38.27 -2
4	1	<b>Downey</b> Georgina Cartwright	1	68.5 1200m	0:08.40 Overall	0:12.84 [3] (0:12.84)	2.3L		0:38.16 +1
5	10	<b>Duma</b> Madeleine Wishart	11	66.1 1000m	0:08.28 Overall	0:12.43 [9] (0:12.43)	2.4L		0:37.44 +3
6	6	<b>Peach Galantes</b> Montanna Savva	4	68.5 1200m	0:08.33 Overall	0:12.91 [4] (0:12.91)	2.6L		0:37.88 +0
7	11	<b>Suncraft</b> Wayne O'Connell	14	68.2 1200m	0:08.61 Overall	0:12.83 [7] (0:12.83)	3.6L		0:37.59 -2
8	2	<b>Majestic Teako</b> Rikki Jamieson	2	68.5 1200m	0:08.27 Overall	0:13.42 [6] (0:13.42)	6.4L		0:38.74 +4
9	14	<b>Montagliari</b> Landan Sykes	6	68.9 1200m	0:08.19 Overall	0:13.40 [8] (0:13.40)	6.9L		0:38.99 +7

Scratched: Onomatopoeia (#4), Casino Cat (#13), Zouwaler (#3), Anotherlovelyday (#8), Must Be The Money (#9)

[ ] Ranking at each section and finish  
 -:-:- No data available at this section  
 NA No data available

SCN Saddle cloth number  
 DNF Did not finish  
 DNT Did not track



Horse/Jockey Name	Gaelic Thunder
Final Rank	1
Fastest Section Time (Section)	0:08.27 (Overall)
Top Speed [km/h] (Section)	66.3 (1200m)
Race State	Finished



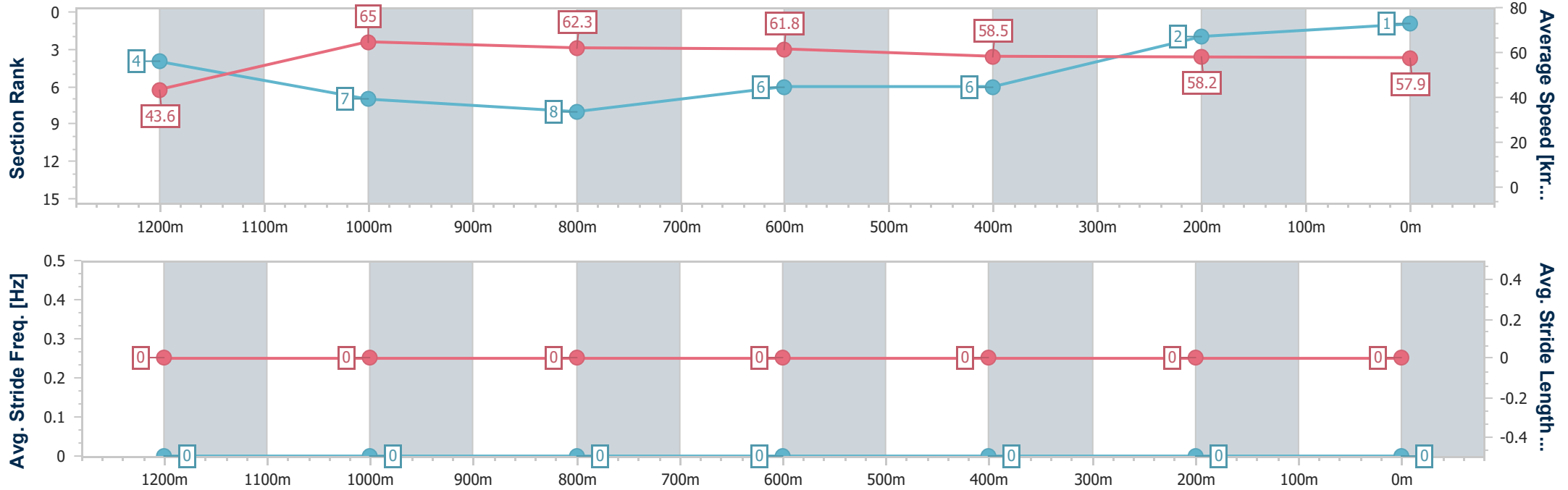
Toowoomba QLD Professional  
Race 5: RACING NATION ON POWERFM Maiden Handicap - 1300m



15 June 2024 - 19:11

Track Rating: Good 3, Weather: Fine, Rail Position: +2m Entire

Section	Overall	1200m	1000m	800m	600m	400m	200m
Section Times	1:19.96 [1] (0:08.27)	1:11.69 [4] (0:11.11)	1:00.58 [7] (0:11.63)	0:48.95 [8] (0:11.63)	0:37.32 [6] (0:12.37)	0:24.95 [6] (0:12.46)	0:12.49 [2] (0:12.49)
Average Speed [km/h]	43.6	65.0	62.3	61.8	58.5	58.2	57.9
Top Speed [km/h]	63.2	66.3	64.5	62.9	61.0	59.3	59.3
Avg. Dist. to Rail [m]	8.5	5.6	1.7	0.7	1.0	2.5	0.8
Avg. Stride Freq. [Hz]	---	---	---	---	---	---	---
Avg. Stride Length [m]	---	---	---	---	---	---	---



- [ ] Ranking at each section and finish
- No data available at this section
- NA No data available



Horse/Jockey Name	Rock Lobster
Final Rank	2
Fastest Section Time (Section)	0:08.39 (Overall)
Top Speed [km/h] (Section)	67.9 (1200m)
Race State	Finished



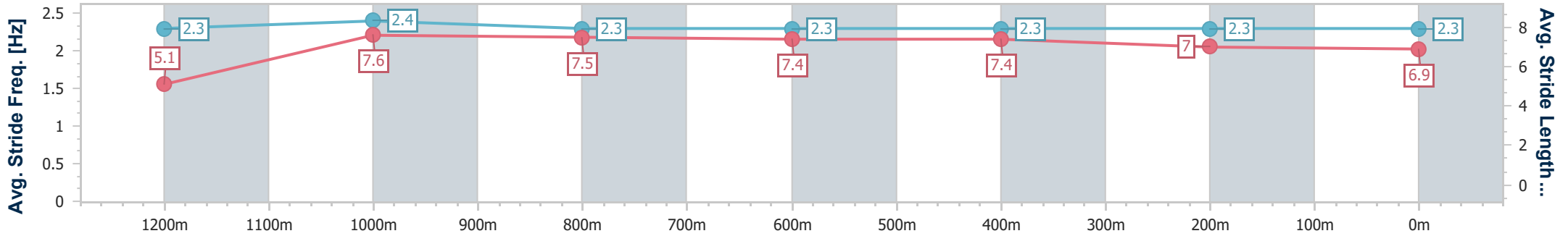
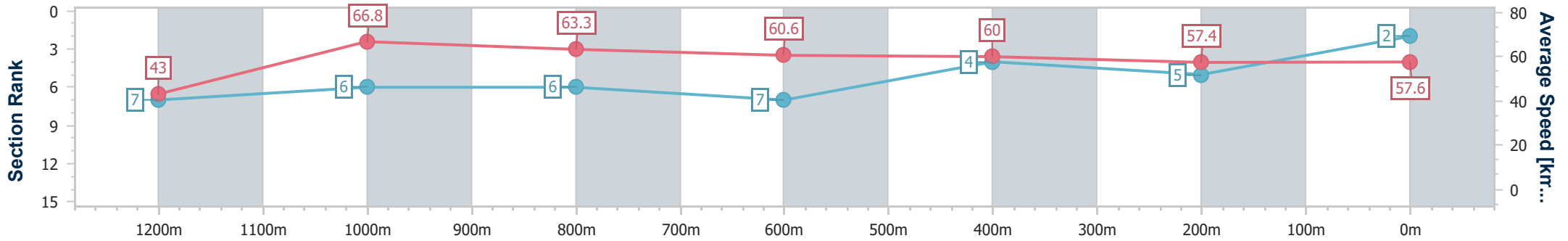
Toowoomba QLD Professional  
Race 5: RACING NATION ON POWERFM Maiden Handicap - 1300m



15 June 2024 - 19:11

Track Rating: Good 3, Weather: Fine, Rail Position: +2m Entire

Section	Overall	1200m	1000m	800m	600m	400m	200m
Section Times	1:20.18 [2] (0:08.39)	1:11.79 [7] (0:10.82)	1:00.97 [6] (0:11.53)	0:49.44 [6] (0:11.99)	0:37.45 [7] (0:12.20)	0:25.25 [4] (0:12.74)	0:12.51 [5] (0:12.51)
Average Speed [km/h]	43.0	66.8	63.3	60.6	60.0	57.4	57.6
Top Speed [km/h]	64.2	67.9	66.0	62.3	62.7	58.2	58.1
Avg. Dist. to Rail [m]	9.5	7.0	4.5	2.7	3.0	5.1	2.9
Avg. Stride Freq. [Hz]	2.3	2.4	2.3	2.3	2.3	2.3	2.3
Avg. Stride Length [m]	5.1	7.6	7.5	7.4	7.4	7.0	6.9



- [ ] Ranking at each section and finish
- .-.- No data available at this section
- NA No data available



Horse/Jockey Name	Freya's Magic
Final Rank	3
Fastest Section Time (Section)	0:08.22 (Overall)
Top Speed [km/h] (Section)	69.9 (1200m)
Race State	Finished



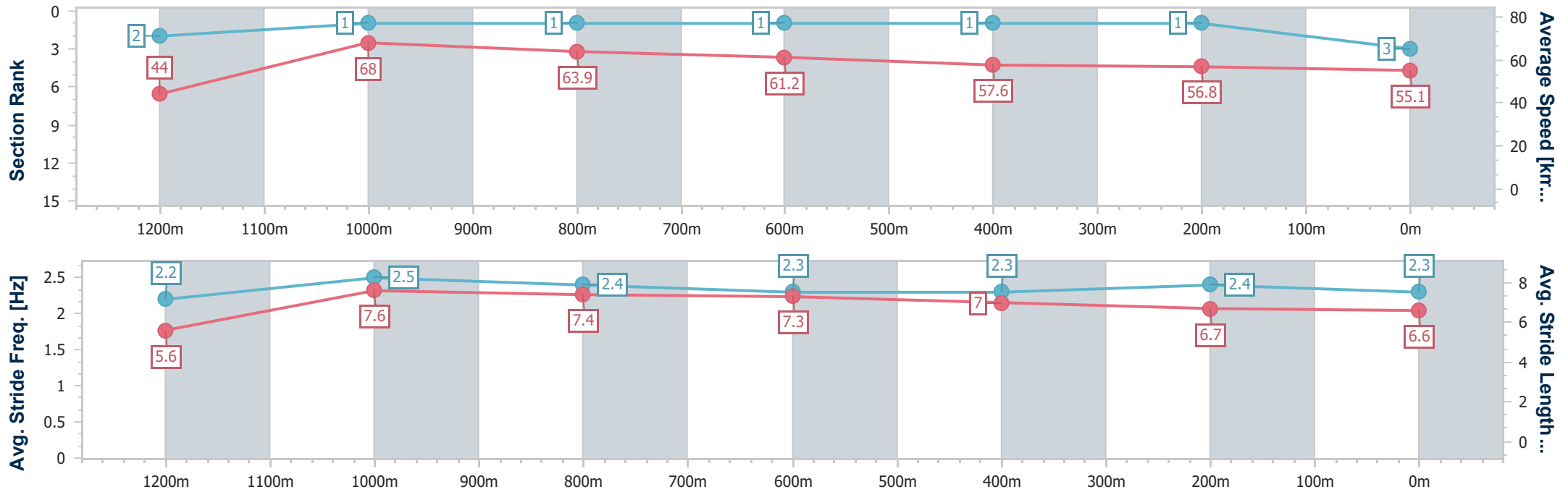
Toowoomba QLD Professional  
Race 5: RACING NATION ON POWERFM Maiden Handicap - 1300m



15 June 2024 - 19:11

Track Rating: Good 3, Weather: Fine, Rail Position: +2m Entire

Section	Overall	1200m	1000m	800m	600m	400m	200m
Section Times	1:20.22 [3] (0:08.22)	1:12.00 [2] (0:10.61)	1:01.39 [1] (0:11.36)	0:50.03 [1] (0:11.76)	0:38.27 [1] (0:12.52)	0:25.75 [1] (0:12.68)	0:13.07 [1] (0:13.07)
Average Speed [km/h]	44.0	68.0	63.9	61.2	57.6	56.8	55.1
Top Speed [km/h]	65.3	69.9	68.3	62.1	60.1	58.4	56.7
Avg. Dist. to Rail [m]	10.3	8.3	2.9	0.3	0.2	0.6	0.7
Avg. Stride Freq. [Hz]	2.2	2.5	2.4	2.3	2.3	2.4	2.3
Avg. Stride Length [m]	5.6	7.6	7.4	7.3	7.0	6.7	6.6



- [ ] Ranking at each section and finish
- .-.- No data available at this section
- NA No data available



Horse/Jockey Name	Downey
Final Rank	4
Fastest Section Time (Section)	0:08.40 (Overall)
Top Speed [km/h] (Section)	68.5 (1200m)
Race State	Finished



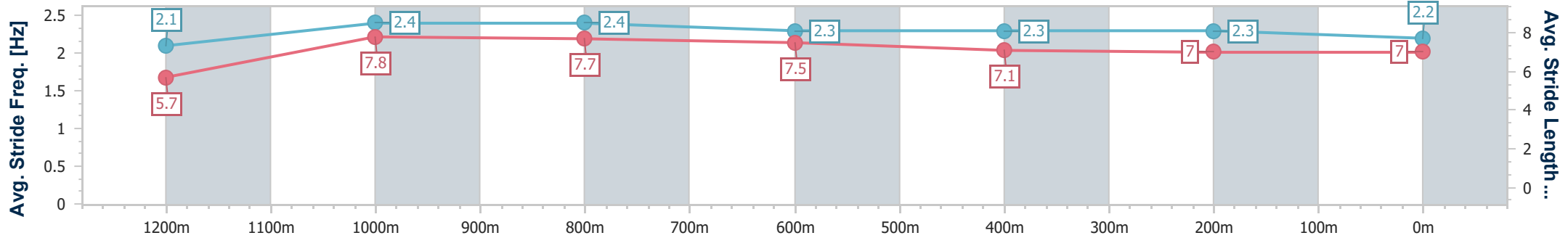
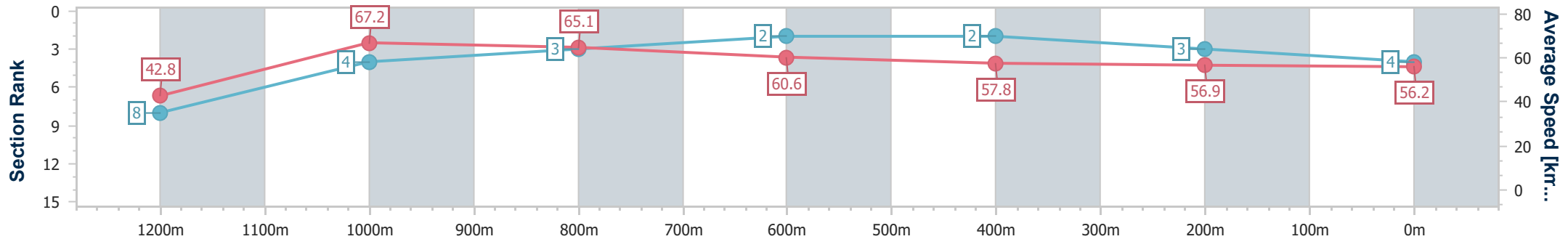
Toowoomba QLD Professional  
Race 5: RACING NATION ON POWERFM Maiden Handicap - 1300m



15 June 2024 - 19:11

Track Rating: Good 3, Weather: Fine, Rail Position: +2m Entire

Section	Overall	1200m	1000m	800m	600m	400m	200m
Section Times	1:20.36 [4] (0:08.40)	1:11.96 [8] (0:10.71)	1:01.25 [4] (0:11.17)	0:50.08 [3] (0:11.92)	0:38.16 [2] (0:12.58)	0:25.58 [2] (0:12.74)	0:12.84 [3] (0:12.84)
Average Speed [km/h]	42.8	67.2	65.1	60.6	57.8	56.9	56.2
Top Speed [km/h]	65.0	68.5	66.6	63.8	59.6	58.5	58.4
Avg. Dist. to Rail [m]	4.7	2.7	2.1	2.0	1.5	1.8	1.0
Avg. Stride Freq. [Hz]	2.1	2.4	2.4	2.3	2.3	2.3	2.2
Avg. Stride Length [m]	5.7	7.8	7.7	7.5	7.1	7.0	7.0



- [ ] Ranking at each section and finish
- .-.- No data available at this section
- NA No data available



Horse/Jockey Name	Duma
Final Rank	5
Fastest Section Time (Section)	0:08.28 (Overall)
Top Speed [km/h] (Section)	66.1 (1000m)
Race State	Finished



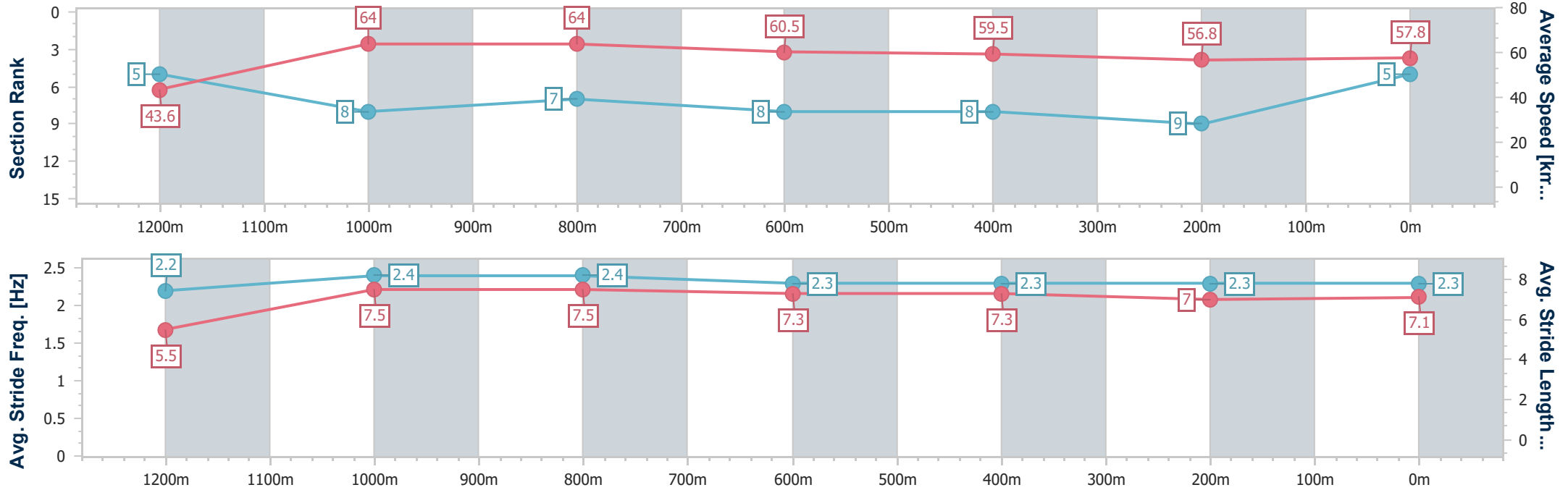
Toowoomba QLD Professional  
Race 5: RACING NATION ON POWERFM Maiden Handicap - 1300m



15 June 2024 - 19:11

Track Rating: Good 3, Weather: Fine, Rail Position: +2m Entire

Section	Overall	1200m	1000m	800m	600m	400m	200m
Section Times	1:20.38 [5] (0:08.28)	1:12.10 [5] (0:11.29)	1:00.81 [8] (0:11.38)	0:49.43 [7] (0:11.99)	0:37.44 [8] (0:12.20)	0:25.24 [8] (0:12.81)	0:12.43 [9] (0:12.43)
Average Speed [km/h]	43.6	64.0	64.0	60.5	59.5	56.8	57.8
Top Speed [km/h]	61.2	65.8	66.1	63.2	60.9	59.0	59.8
Avg. Dist. to Rail [m]	9.4	4.8	2.6	2.6	1.7	3.6	5.5
Avg. Stride Freq. [Hz]	2.2	2.4	2.4	2.3	2.3	2.3	2.3
Avg. Stride Length [m]	5.5	7.5	7.5	7.3	7.3	7.0	7.1



- [ ] Ranking at each section and finish
- .-.- No data available at this section
- NA No data available



Horse/Jockey Name	Peach Galantes
Final Rank	6
Fastest Section Time (Section)	0:08.33 (Overall)
Top Speed [km/h] (Section)	68.5 (1200m)
Race State	Finished



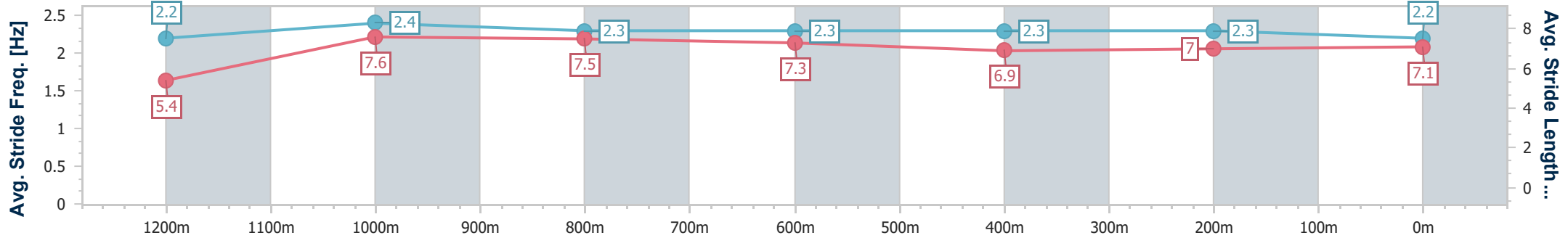
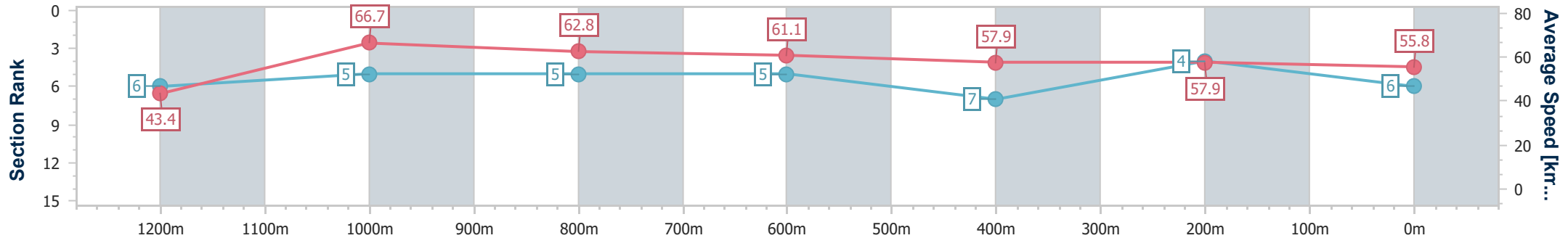
Toowoomba QLD Professional  
Race 5: RACING NATION ON POWERFM Maiden Handicap - 1300m



15 June 2024 - 19:11

Track Rating: Good 3, Weather: Fine, Rail Position: +2m Entire

Section	Overall	1200m	1000m	800m	600m	400m	200m
Section Times	1:20.44 [6] (0:08.33)	1:12.11 [6] (0:10.82)	1:01.29 [5] (0:11.51)	0:49.78 [5] (0:11.90)	0:37.88 [5] (0:12.48)	0:25.40 [7] (0:12.49)	0:12.91 [4] (0:12.91)
Average Speed [km/h]	43.4	66.7	62.8	61.1	57.9	57.9	55.8
Top Speed [km/h]	64.3	68.5	65.3	63.2	59.9	59.5	57.2
Avg. Dist. to Rail [m]	7.0	3.5	1.9	1.9	1.4	1.0	1.9
Avg. Stride Freq. [Hz]	2.2	2.4	2.3	2.3	2.3	2.3	2.2
Avg. Stride Length [m]	5.4	7.6	7.5	7.3	6.9	7.0	7.1



- [ ] Ranking at each section and finish
- .-.- No data available at this section
- NA No data available





Horse/Jockey Name	Suncraft
Final Rank	7
Fastest Section Time (Section)	0:08.61 (Overall)
Top Speed [km/h] (Section)	68.2 (1200m)
Race State	Finished



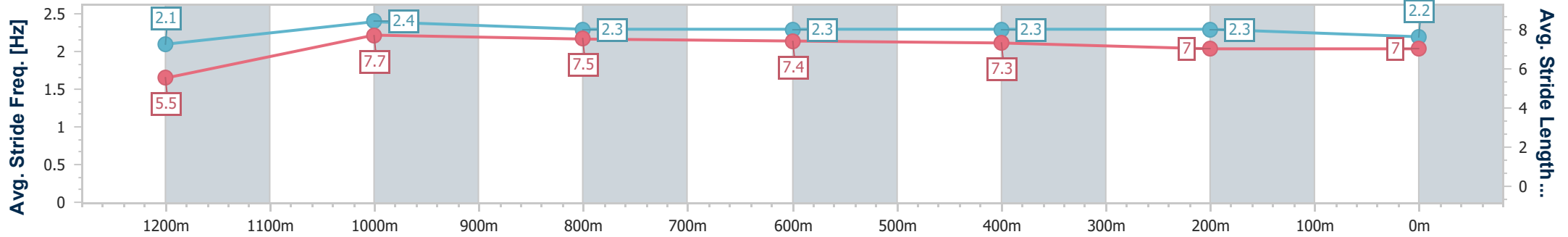
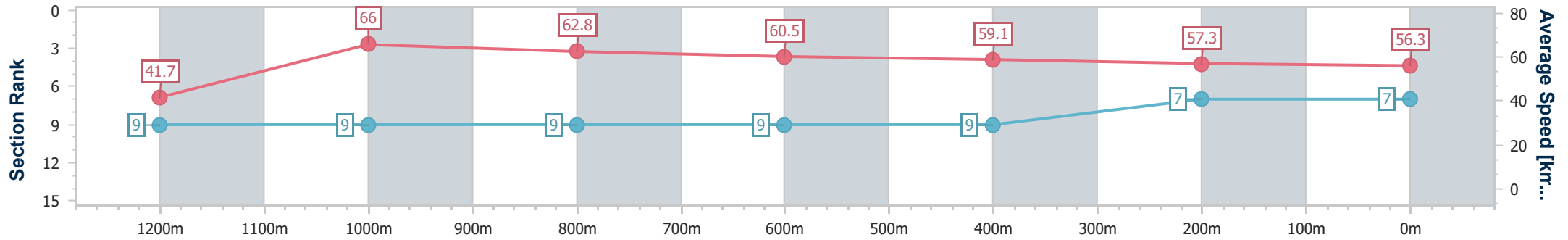
Toowoomba QLD Professional  
Race 5: RACING NATION ON POWERFM Maiden Handicap - 1300m



15 June 2024 - 19:11

Track Rating: Good 3, Weather: Fine, Rail Position: +2m Entire

Section	Overall	1200m	1000m	800m	600m	400m	200m
Section Times	1:20.61 [7] (0:08.61)	1:12.00 [9] (0:10.98)	1:01.02 [9] (0:11.48)	0:49.54 [9] (0:11.95)	0:37.59 [9] (0:12.27)	0:25.32 [9] (0:12.49)	0:12.83 [7] (0:12.83)
Average Speed [km/h]	41.7	66.0	62.8	60.5	59.1	57.3	56.3
Top Speed [km/h]	60.6	68.2	66.6	61.6	61.3	58.6	58.5
Avg. Dist. to Rail [m]	11.7	4.1	1.5	1.1	0.8	0.3	0.8
Avg. Stride Freq. [Hz]	2.1	2.4	2.3	2.3	2.3	2.3	2.2
Avg. Stride Length [m]	5.5	7.7	7.5	7.4	7.3	7.0	7.0



- [ ] Ranking at each section and finish
- .-.- No data available at this section
- NA No data available



Horse/Jockey Name	Majestic Teako
Final Rank	8
Fastest Section Time (Section)	0:08.27 (Overall)
Top Speed [km/h] (Section)	68.5 (1200m)
Race State	Finished



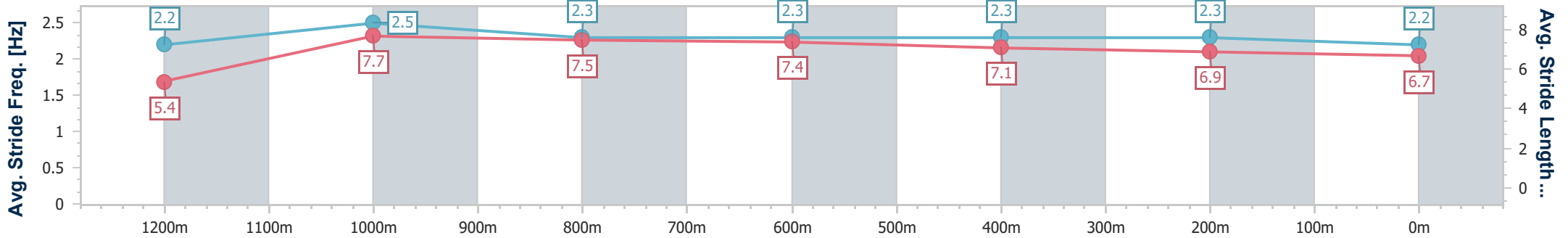
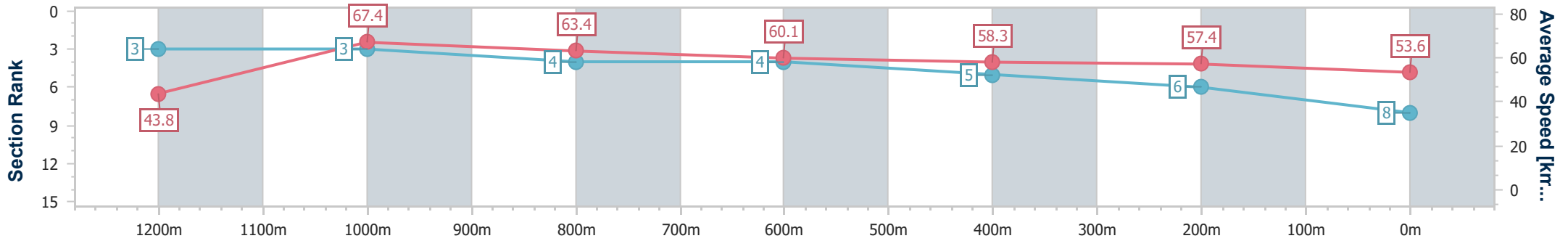
Toowoomba QLD Professional  
Race 5: RACING NATION ON POWERFM Maiden Handicap - 1300m



15 June 2024 - 19:11

Track Rating: Good 3, Weather: Fine, Rail Position: +2m Entire

Section	Overall	1200m	1000m	800m	600m	400m	200m
Section Times	1:21.11 [8] (0:08.27)	1:12.84 [3] (0:10.68)	1:02.16 [3] (0:11.38)	0:50.78 [4] (0:12.04)	0:38.74 [4] (0:12.57)	0:26.17 [5] (0:12.75)	0:13.42 [6] (0:13.42)
Average Speed [km/h]	43.8	67.4	63.4	60.1	58.3	57.4	53.6
Top Speed [km/h]	64.7	68.5	65.9	62.5	59.5	59.5	55.9
Avg. Dist. to Rail [m]	4.7	1.4	0.6	2.2	3.0	4.4	2.1
Avg. Stride Freq. [Hz]	2.2	2.5	2.3	2.3	2.3	2.3	2.2
Avg. Stride Length [m]	5.4	7.7	7.5	7.4	7.1	6.9	6.7



- [ ] Ranking at each section and finish
- .-.- No data available at this section
- NA No data available



Horse/Jockey Name	Montagliari
Final Rank	9
Fastest Section Time (Section)	0:08.19 (Overall)
Top Speed [km/h] (Section)	68.9 (1200m)
Race State	Finished



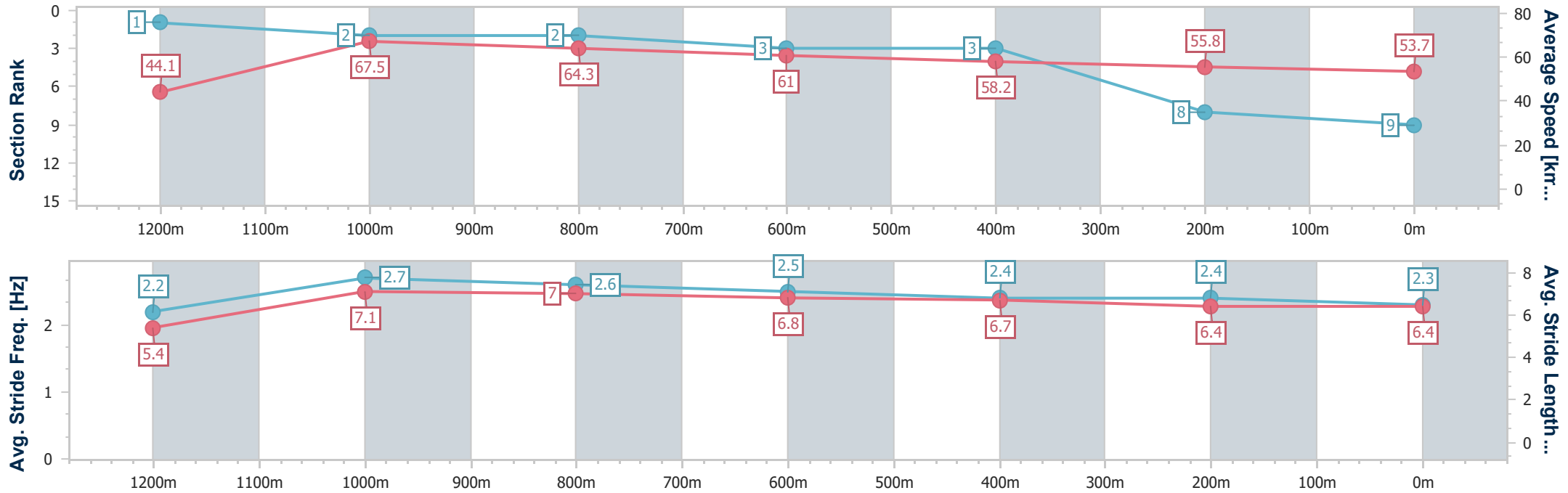
Toowoomba QLD Professional  
Race 5: RACING NATION ON POWERFM Maiden Handicap - 1300m



15 June 2024 - 19:11

Track Rating: Good 3, Weather: Fine, Rail Position: +2m Entire

Section	Overall	1200m	1000m	800m	600m	400m	200m
Section Times	1:21.23 [9] (0:08.19)	1:13.04 [1] (0:10.71)	1:02.33 [2] (0:11.36)	0:50.97 [2] (0:11.98)	0:38.99 [3] (0:12.61)	0:26.38 [3] (0:12.98)	0:13.40 [8] (0:13.40)
Average Speed [km/h]	44.1	67.5	64.3	61.0	58.2	55.8	53.7
Top Speed [km/h]	65.0	68.9	66.2	63.2	60.3	57.2	55.1
Avg. Dist. to Rail [m]	7.9	6.3	4.8	4.2	3.5	3.0	1.5
Avg. Stride Freq. [Hz]	2.2	2.7	2.6	2.5	2.4	2.4	2.3
Avg. Stride Length [m]	5.4	7.1	7.0	6.8	6.7	6.4	6.4



- [ ] Ranking at each section and finish
- .-.- No data available at this section
- NA No data available