



Toowoomba QLD Professional

Race 1: GERRY BROWN'S SHELVING & STORAGE Class 1 Handicap - 1200m

15 June 2024 - 16:47



Track Rating: Good 4, Weather: Fine, Rail Position: +2m Entire

Section		Overall	1000m	800m	600m	400m	200m	Last 600m					
Field Times		1:12.94 (0:13.52)	0:59.42 (0:11.50)	0:47.92 (0:11.72)	0:36.20 (0:11.83)	0:24.37 (0:12.10)	0:12.27 (0:12.27)	0:36.20					
Rank	TAB Horse/Jockey	Barrier	Top Speed [km/h]	Fastest Section						Margin	Distance Travelled [m]		
1	5 IT'SMEMARIO Karl Zechner	12	66.6	0:11.35	1:12.94 [1] (0:14.37)	0:58.57 [10] (0:11.35)	0:47.22 [9] (0:11.69)	0:35.53 [9] (0:12.01)	0:23.52 [10] (0:11.92)	0:11.60 [6] (0:11.60)	1:12.94	0:35.53	
2	4 RUBAAHY Stacey Callow	1	69.4	0:11.14	1:13.08 [2] (0:14.36)	0:58.72 [9] (0:11.14)	0:47.58 [7] (0:11.71)	0:35.87 [7] (0:11.75)	0:24.12 [4] (0:12.06)	0:12.06 [3] (0:12.06)	0.8L	0:35.87	-9
3	12 FLY LIKE HELEN Nathan Evans	8	68.4	0:11.53	1:13.30 [3] (0:13.52)	0:59.78 [1] (0:11.53)	0:48.25 [2] (0:11.69)	0:36.56 [1] (0:11.84)	0:24.72 [2] (0:12.09)	0:12.63 [1] (0:12.63)	2.1L	0:36.56	-2
4	8 JOY MCCOY Wayne O'Connell	10	66.5	0:11.20	1:13.53 [4] (0:14.64)	0:58.89 [12] (0:11.20)	0:47.69 [11] (0:11.68)	0:36.01 [11] (0:11.87)	0:24.14 [9] (0:12.01)	0:12.13 [7] (0:12.13)	3.4L	0:36.01	-12
5	3 GLASS OF ROSE Rikki Jamieson	16	68.6	0:11.41	1:13.55 [5] (0:14.16)	0:59.39 [7] (0:11.41)	0:47.98 [8] (0:11.72)	0:36.26 [8] (0:12.01)	0:24.25 [8] (0:12.00)	0:12.25 [5] (0:12.25)	3.5L	0:36.26	-7
6	7 BOOGA RAY Luke Tarrant	6	66.2	0:11.42	1:13.57 [6] (0:13.60)	0:59.97 [2] (0:11.42)	0:48.55 [1] (0:11.75)	0:36.80 [2] (0:11.80)	0:25.00 [1] (0:12.11)	0:12.89 [2] (0:12.89)	3.6L	0:36.80	-8
7	14 TISANI EMPEROR Nozi Tomizawa	3	65.3	0:11.31	1:13.64 [7] (0:13.80)	0:59.84 [4] (0:11.31)	0:48.53 [3] (0:11.83)	0:36.70 [3] (0:11.90)	0:24.80 [3] (0:12.19)	0:12.61 [4] (0:12.61)	3.9L	0:36.70	-6
8	9 NAUGHTY WORDS Georgina Cartwright	7	67.3	0:11.57	1:13.91 [8] (0:13.84)	1:00.07 [5] (0:11.57)	0:48.50 [6] (0:11.79)	0:36.71 [6] (0:12.09)	0:24.62 [7] (0:12.25)	0:12.37 [8] (0:12.37)	5.4L	0:36.71	+3
9	10 DOONA Madeleine Wishart	11	65.8	0:11.42	1:14.00 [9] (0:14.62)	0:59.38 [11] (0:11.42)	0:47.96 [12] (0:11.58)	0:36.38 [12] (0:11.86)	0:24.52 [12] (0:12.26)	0:12.26 [12] (0:12.26)	5.9L	0:36.38	+3
10	16 TIME FOR JACK Anthony Allen	9	65.5	0:11.50	1:14.18 [10] (0:14.28)	0:59.90 [8] (0:11.50)	0:48.40 [10] (0:11.72)	0:36.68 [10] (0:11.93)	0:24.75 [11] (0:12.22)	0:12.53 [10] (0:12.53)	6.9L	0:36.68	-4

Scratched: Talana (#2), Ashigaru (#6), Born Fearless (#17), Aunty Hazel (#19), Sukiche (#20), Salacia (#18), Zouthur (#1)

Report Created: Sat 15 June 2024 17:04 GMT+10 (Note: Timing is based on position data)

Page 1/15

[] Ranking at each section and finish
 -:-:- No data available at this section
 NA No data available
 SCN Saddle cloth number
 DNF Did not finish
 DNT Did not track

data processed by TRIPLESDATA



Toowoomba QLD Professional
Race 1: GERRY BROWN'S SHELVING & STORAGE Class 1 Handicap - 1200m
15 June 2024 - 16:47



Track Rating: Good 4, Weather: Fine, Rail Position: +2m Entire

Section		Overall	1000m	800m	600m	400m	200m	Last 600m					
Field Times		1:12.94 (0:13.52)	0:59.42 (0:11.50)	0:47.92 (0:11.72)	0:36.20 (0:11.83)	0:24.37 (0:12.10)	0:12.27 (0:12.27)	0:36.20					
Rank	TAB Horse/Jockey	Barrier	Top Speed [km/h]	Fastest Section	Margin							Distance Travelled [m]	
11	11 MAKE HASTE Olivia Webb	2	66.9 1000m	0:11.05 1000m	1:14.38 [11] (0:15.16)	0:59.22 [13] (0:11.05)	0:48.17 [13] (0:11.62)	0:36.55 [13] (0:11.81)	0:24.74 [13] (0:12.30)	0:12.44 [13] (0:12.44)	7.9L	0:36.55	-8
12	15 FOREBEARS Nathan Fazackerley	5	67.1 Overall	0:11.48 1000m	1:14.56 [12] (0:13.75)	1:00.81 [3] (0:11.48)	0:49.33 [4] (0:11.73)	0:37.60 [4] (0:12.19)	0:25.41 [6] (0:12.59)	0:12.82 [11] (0:12.82)	8.9L	0:37.60	-2
13	13 ABOVE THE WORLD Alisha Donald	19	68.1 Overall	0:11.38 1000m	1:14.79 [13] (0:13.89)	1:00.90 [6] (0:11.38)	0:49.52 [5] (0:11.73)	0:37.79 [5] (0:12.01)	0:25.78 [5] (0:12.58)	0:13.20 [9] (0:13.20)	10.2L	0:37.79	-1

Scratched: Talana (#2), Ashigaru (#6), Born Fearless (#17), Aunty Hazel (#19), Sukiche (#20), Salacia (#18), Zouthur (#1)

[] Ranking at each section and finish
 -:-:-:- No data available at this section
 NA No data available

SCN Saddle cloth number
 DNF Did not finish
 DNT Did not track



Horse/Jockey Name	It'smemario
Final Rank	1
Fastest Section Time (Section)	0:11.35 (1000m)
Top Speed [km/h] (Section)	66.6 (1000m)
Race State	Finished

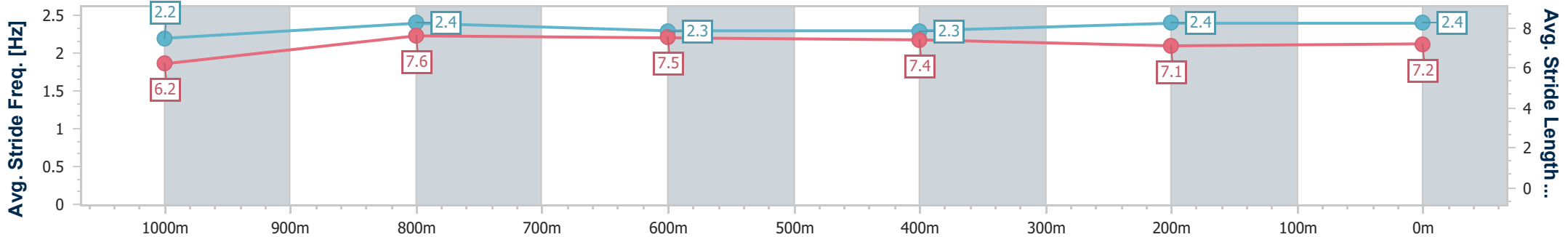
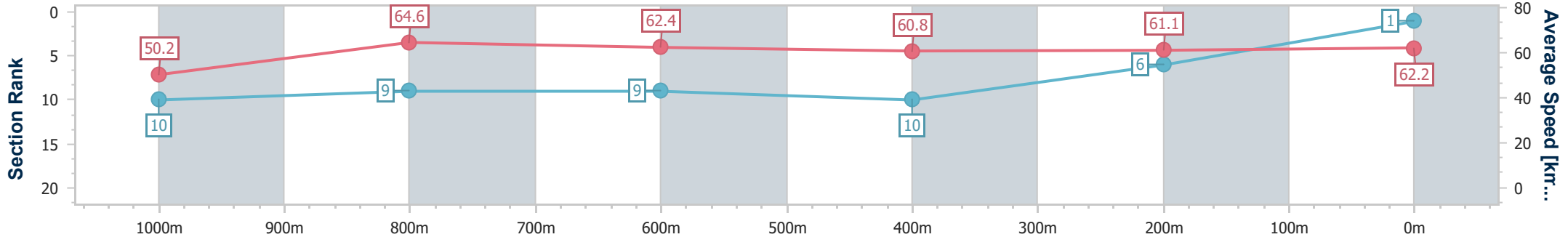


Toowoomba QLD Professional
 Race 1: GERRY BROWN'S SHELVING & STORAGE Class 1
 Handicap - 1200m
 15 June 2024 - 16:47



Track Rating: Good 4, Weather: Fine, Rail Position: +2m Entire

Section	Overall	1000m	800m	600m	400m	200m
Section Times	1:12.94 [1] (0:14.37)	0:58.57 [10] (0:11.35)	0:47.22 [9] (0:11.69)	0:35.53 [9] (0:12.01)	0:23.52 [10] (0:11.92)	0:11.60 [6] (0:11.60)
Average Speed [km/h]	50.2	64.6	62.4	60.8	61.1	62.2
Top Speed [km/h]	66.3	66.6	64.4	62.0	62.2	62.7
Avg. Dist. to Rail [m]	7.3	4.1	3.8	3.5	4.2	4.7
Avg. Stride Freq. [Hz]	2.2	2.4	2.3	2.3	2.4	2.4
Avg. Stride Length [m]	6.2	7.6	7.5	7.4	7.1	7.2



- [] Ranking at each section and finish
- .-.- No data available at this section
- NA No data available



Horse/Jockey Name	Rubaahy
Final Rank	2
Fastest Section Time (Section)	0:11.14 (1000m)
Top Speed [km/h] (Section)	69.4 (1000m)
Race State	Finished

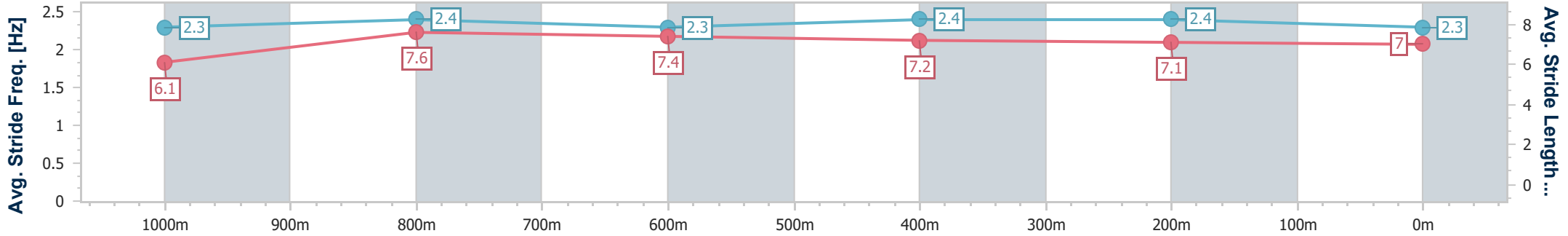
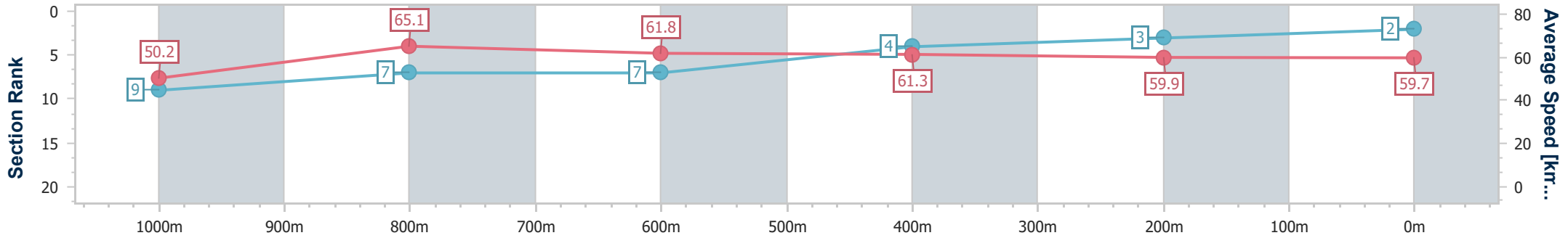


Toowoomba QLD Professional
 Race 1: GERRY BROWN'S SHELVING & STORAGE Class 1
 Handicap - 1200m
 15 June 2024 - 16:47



Track Rating: Good 4, Weather: Fine, Rail Position: +2m Entire

Section	Overall	1000m	800m	600m	400m	200m
Section Times	1:13.08 [2] (0:14.36)	0:58.72 [9] (0:11.14)	0:47.58 [7] (0:11.71)	0:35.87 [7] (0:11.75)	0:24.12 [4] (0:12.06)	0:12.06 [3] (0:12.06)
Average Speed [km/h]	50.2	65.1	61.8	61.3	59.9	59.7
Top Speed [km/h]	69.1	69.4	64.4	63.0	60.9	60.3
Avg. Dist. to Rail [m]	3.8	2.3	1.3	1.0	1.9	2.8
Avg. Stride Freq. [Hz]	2.3	2.4	2.3	2.4	2.4	2.3
Avg. Stride Length [m]	6.1	7.6	7.4	7.2	7.1	7.0



- [] Ranking at each section and finish
- .-.- No data available at this section
- NA No data available



Horse/Jockey Name	Fly Like Helen
Final Rank	3
Fastest Section Time (Section)	0:11.53 (1000m)
Top Speed [km/h] (Section)	68.4 (Overall)
Race State	Finished

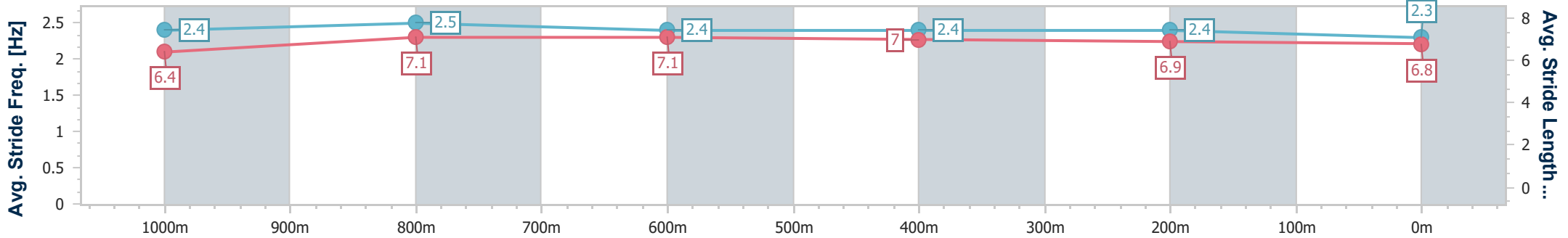
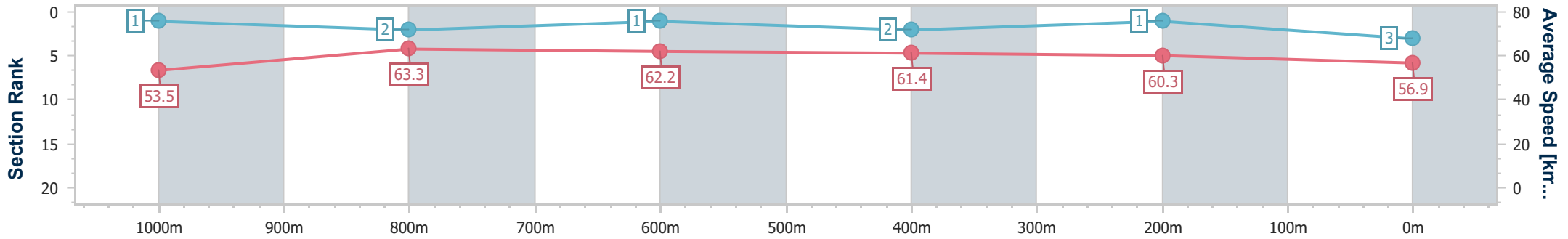


Toowoomba QLD Professional
 Race 1: GERRY BROWN'S SHELVING & STORAGE Class 1
 Handicap - 1200m
 15 June 2024 - 16:47



Track Rating: Good 4, Weather: Fine, Rail Position: +2m Entire

Section	Overall	1000m	800m	600m	400m	200m
Section Times	1:13.30 [3] (0:13.52)	0:59.78 [1] (0:11.53)	0:48.25 [2] (0:11.69)	0:36.56 [1] (0:11.84)	0:24.72 [2] (0:12.09)	0:12.63 [1] (0:12.63)
Average Speed [km/h]	53.5	63.3	62.2	61.4	60.3	56.9
Top Speed [km/h]	68.4	65.0	63.8	62.4	61.9	58.3
Avg. Dist. to Rail [m]	8.4	3.9	3.0	2.3	3.1	3.2
Avg. Stride Freq. [Hz]	2.4	2.5	2.4	2.4	2.4	2.3
Avg. Stride Length [m]	6.4	7.1	7.1	7.0	6.9	6.8



- [] Ranking at each section and finish
- .-.- No data available at this section
- NA No data available



Horse/Jockey Name	Joy Mccoy
Final Rank	4
Fastest Section Time (Section)	0:11.20 (1000m)
Top Speed [km/h] (Section)	66.5 (1000m)
Race State	Finished

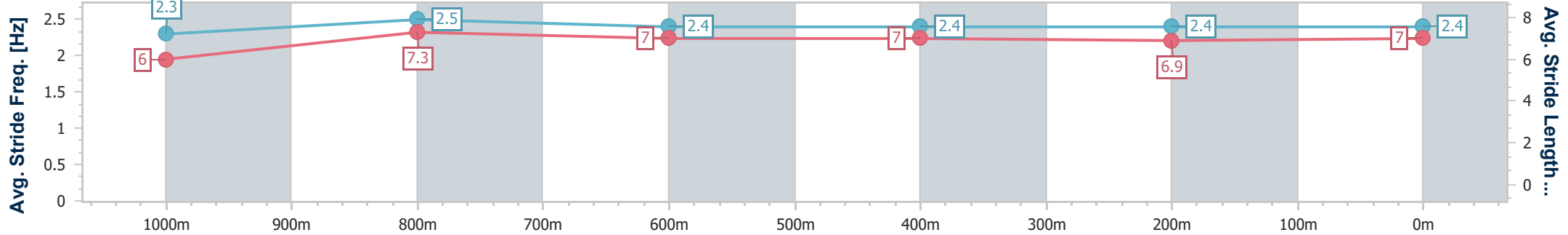
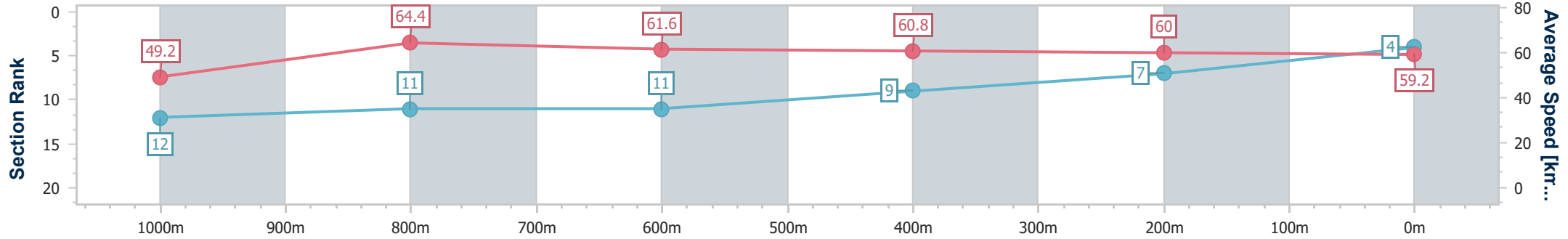


Toowoomba QLD Professional
 Race 1: GERRY BROWN'S SHELVING & STORAGE Class 1
 Handicap - 1200m
 15 June 2024 - 16:47



Track Rating: Good 4, Weather: Fine, Rail Position: +2m Entire

Section	Overall	1000m	800m	600m	400m	200m
Section Times	1:13.53 [4] (0:14.64)	0:58.89 [12] (0:11.20)	0:47.69 [11] (0:11.68)	0:36.01 [11] (0:11.87)	0:24.14 [9] (0:12.01)	0:12.13 [7] (0:12.13)
Average Speed [km/h]	49.2	64.4	61.6	60.8	60.0	59.2
Top Speed [km/h]	66.0	66.5	63.7	62.9	62.0	61.1
Avg. Dist. to Rail [m]	4.1	0.3	0.9	0.6	0.4	0.2
Avg. Stride Freq. [Hz]	2.3	2.5	2.4	2.4	2.4	2.4
Avg. Stride Length [m]	6.0	7.3	7.0	7.0	6.9	7.0



- [] Ranking at each section and finish
- .-.- No data available at this section
- NA No data available



Horse/Jockey Name	Glass Of Rose
Final Rank	5
Fastest Section Time (Section)	0:11.41 (1000m)
Top Speed [km/h] (Section)	68.6 (Overall)
Race State	Finished

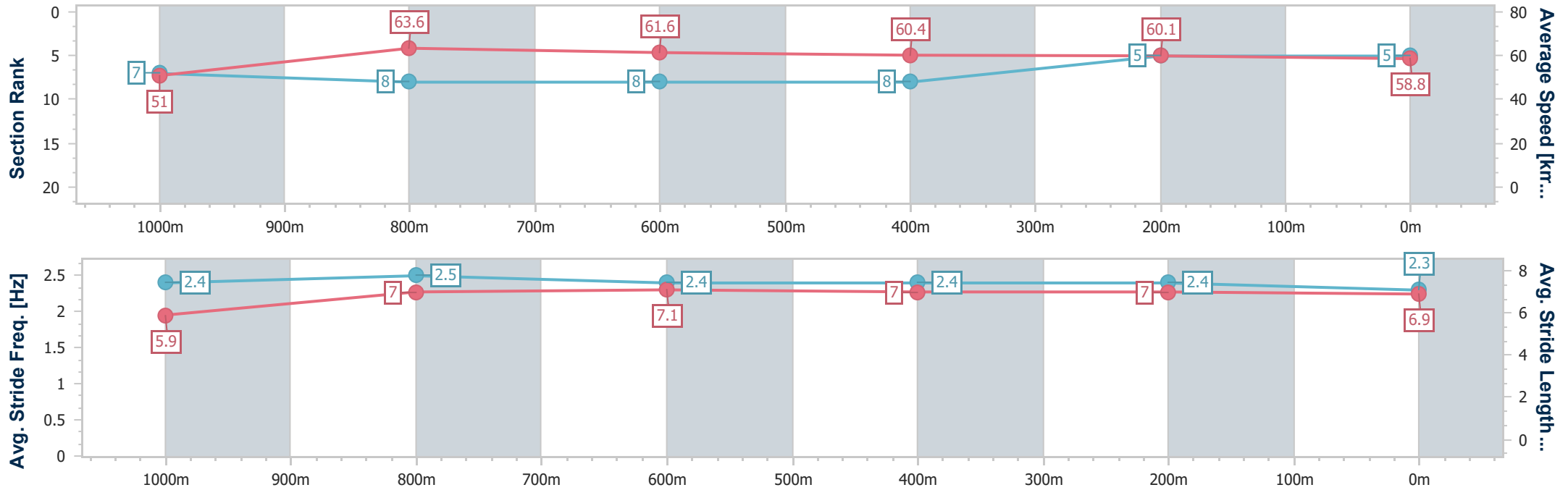


Toowoomba QLD Professional
 Race 1: GERRY BROWN'S SHELVING & STORAGE Class 1
 Handicap - 1200m
 15 June 2024 - 16:47



Track Rating: Good 4, Weather: Fine, Rail Position: +2m Entire

Section	Overall	1000m	800m	600m	400m	200m
Section Times	1:13.55 [5] (0:14.16)	0:59.39 [7] (0:11.41)	0:47.98 [8] (0:11.72)	0:36.26 [8] (0:12.01)	0:24.25 [8] (0:12.00)	0:12.25 [5] (0:12.25)
Average Speed [km/h]	51.0	63.6	61.6	60.4	60.1	58.8
Top Speed [km/h]	68.6	66.3	62.9	62.0	61.2	61.4
Avg. Dist. to Rail [m]	9.2	2.7	2.0	1.9	0.6	2.3
Avg. Stride Freq. [Hz]	2.4	2.5	2.4	2.4	2.4	2.3
Avg. Stride Length [m]	5.9	7.0	7.1	7.0	7.0	6.9



- [] Ranking at each section and finish
- .-.- No data available at this section
- NA No data available



Horse/Jockey Name	Booga Ray
Final Rank	6
Fastest Section Time (Section)	0:11.42 (1000m)
Top Speed [km/h] (Section)	66.2 (Overall)
Race State	Finished

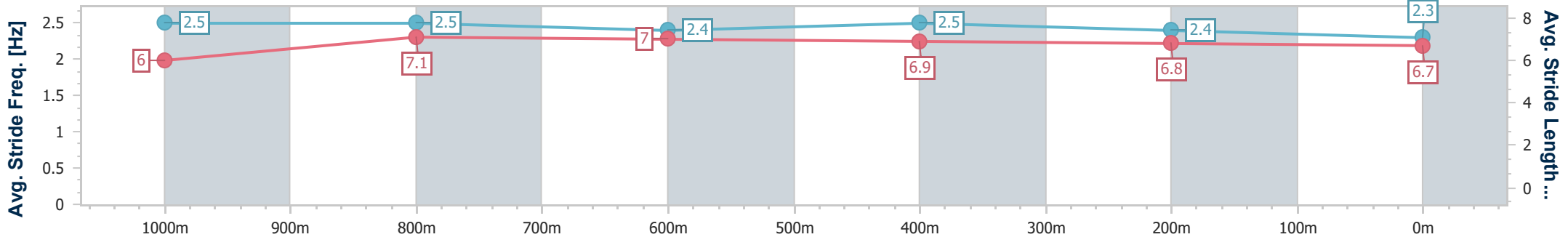
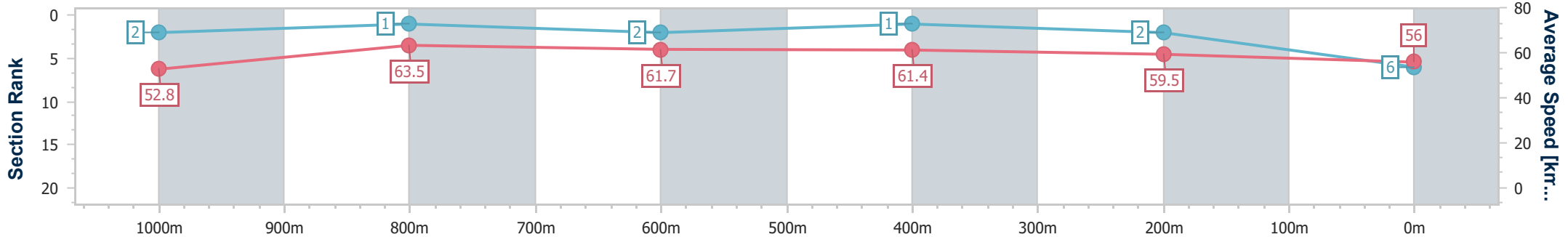


Toowoomba QLD Professional
 Race 1: GERRY BROWN'S SHELVING & STORAGE Class 1
 Handicap - 1200m
 15 June 2024 - 16:47



Track Rating: Good 4, Weather: Fine, Rail Position: +2m Entire

Section	Overall	1000m	800m	600m	400m	200m
Section Times	1:13.57 [6] (0:13.60)	0:59.97 [2] (0:11.42)	0:48.55 [1] (0:11.75)	0:36.80 [2] (0:11.80)	0:25.00 [1] (0:12.11)	0:12.89 [2] (0:12.89)
Average Speed [km/h]	52.8	63.5	61.7	61.4	59.5	56.0
Top Speed [km/h]	66.2	65.0	62.3	63.1	61.7	57.8
Avg. Dist. to Rail [m]	6.2	2.3	1.5	1.0	0.4	0.5
Avg. Stride Freq. [Hz]	2.5	2.5	2.4	2.5	2.4	2.3
Avg. Stride Length [m]	6.0	7.1	7.0	6.9	6.8	6.7



- [] Ranking at each section and finish
- .-.- No data available at this section
- NA No data available



Horse/Jockey Name	Tisani Emperor
Final Rank	7
Fastest Section Time (Section)	0:11.31 (1000m)
Top Speed [km/h] (Section)	65.3 (Overall)
Race State	Finished

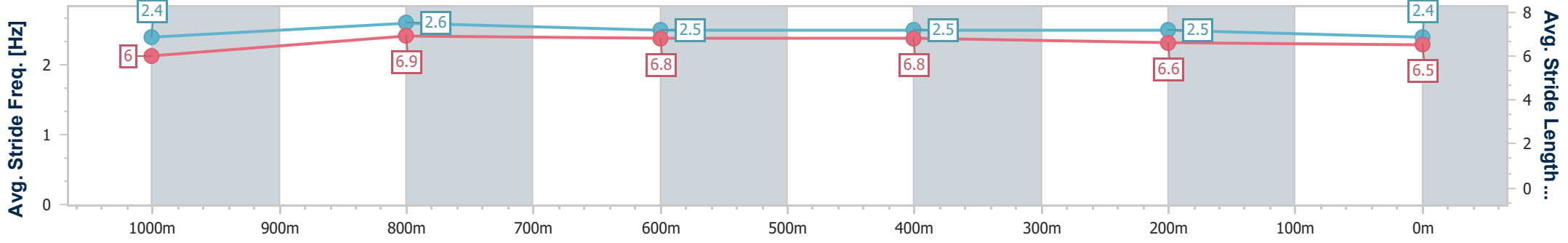
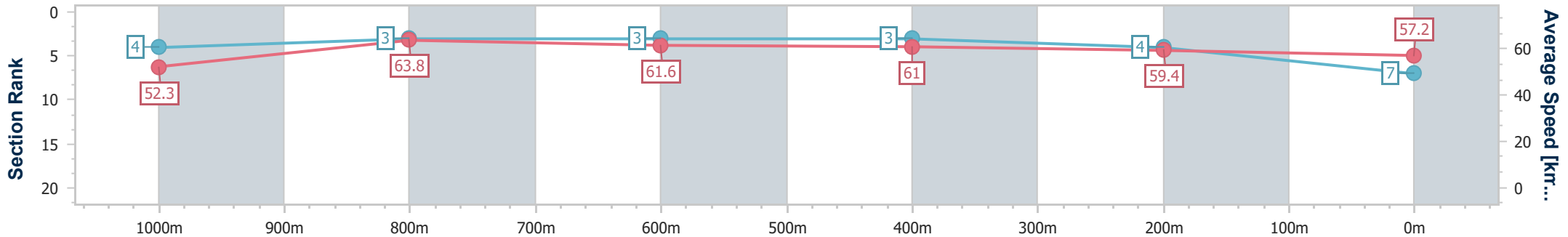


Toowoomba QLD Professional
 Race 1: GERRY BROWN'S SHELVING & STORAGE Class 1
 Handicap - 1200m
 15 June 2024 - 16:47



Track Rating: Good 4, Weather: Fine, Rail Position: +2m Entire

Section	Overall	1000m	800m	600m	400m	200m
Section Times	1:13.64 [7] (0:13.80)	0:59.84 [4] (0:11.31)	0:48.53 [3] (0:11.83)	0:36.70 [3] (0:11.90)	0:24.80 [3] (0:12.19)	0:12.61 [4] (0:12.61)
Average Speed [km/h]	52.3	63.8	61.6	61.0	59.4	57.2
Top Speed [km/h]	65.3	65.1	62.9	61.6	60.4	58.5
Avg. Dist. to Rail [m]	2.4	1.4	3.1	1.7	2.5	4.5
Avg. Stride Freq. [Hz]	2.4	2.6	2.5	2.5	2.5	2.4
Avg. Stride Length [m]	6.0	6.9	6.8	6.8	6.6	6.5



- [] Ranking at each section and finish
- .-.- No data available at this section
- NA No data available



Horse/Jockey Name	Naughty Words
Final Rank	8
Fastest Section Time (Section)	0:11.57 (1000m)
Top Speed [km/h] (Section)	67.3 (1000m)
Race State	Finished

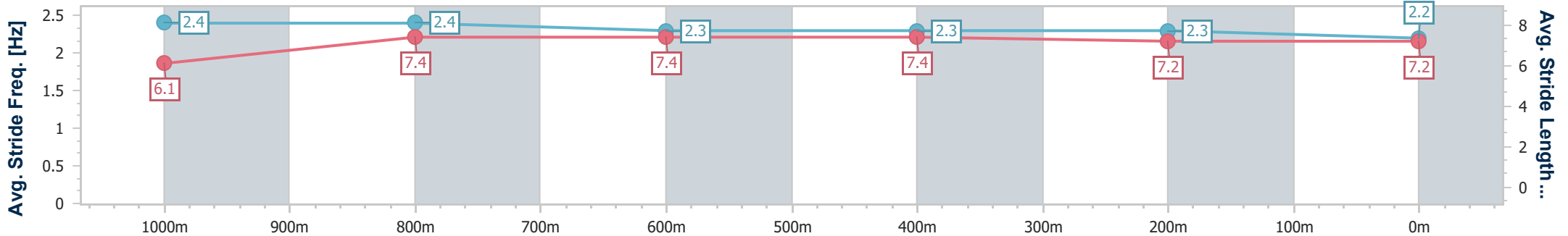
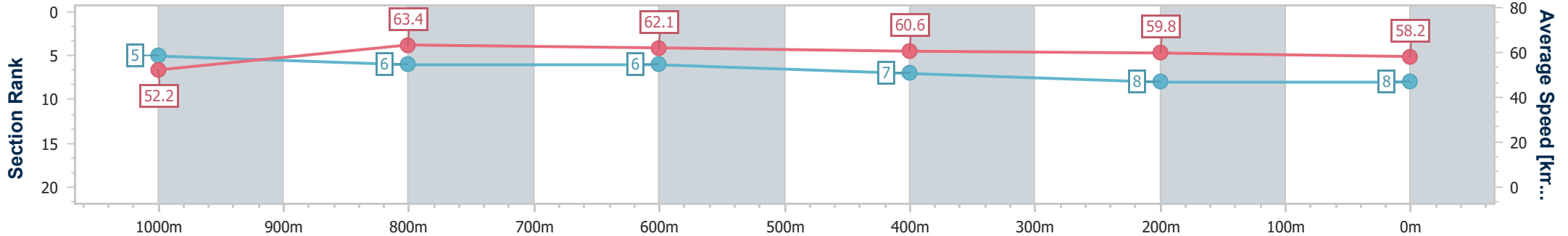


Toowoomba QLD Professional
 Race 1: GERRY BROWN'S SHELVING & STORAGE Class 1
 Handicap - 1200m
 15 June 2024 - 16:47



Track Rating: Good 4, Weather: Fine, Rail Position: +2m Entire

Section	Overall	1000m	800m	600m	400m	200m
Section Times	1:13.91 [8] (0:13.84)	1:00.07 [5] (0:11.57)	0:48.50 [6] (0:11.79)	0:36.71 [6] (0:12.09)	0:24.62 [7] (0:12.25)	0:12.37 [8] (0:12.37)
Average Speed [km/h]	52.2	63.4	62.1	60.6	59.8	58.2
Top Speed [km/h]	67.3	67.3	63.4	62.6	60.9	59.4
Avg. Dist. to Rail [m]	6.2	5.1	5.1	3.8	5.3	4.4
Avg. Stride Freq. [Hz]	2.4	2.4	2.3	2.3	2.3	2.2
Avg. Stride Length [m]	6.1	7.4	7.4	7.4	7.2	7.2



- [] Ranking at each section and finish
- .-.- No data available at this section
- NA No data available



Horse/Jockey Name	Doona
Final Rank	9
Fastest Section Time (Section)	0:11.42 (1000m)
Top Speed [km/h] (Section)	65.8 (1000m)
Race State	Finished

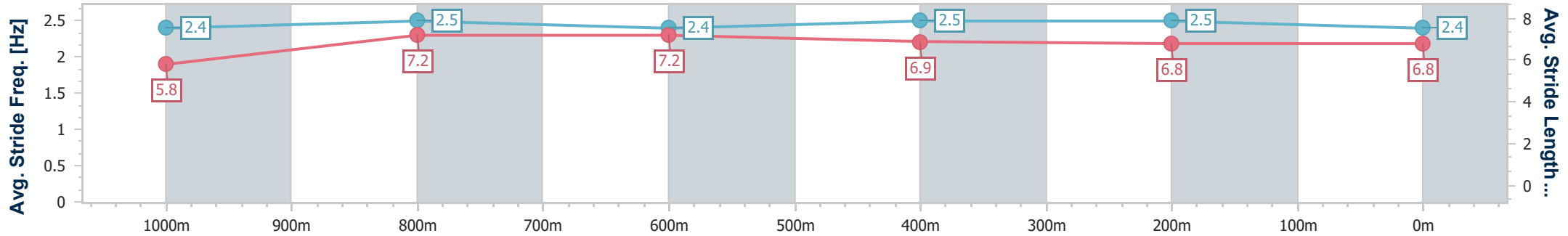
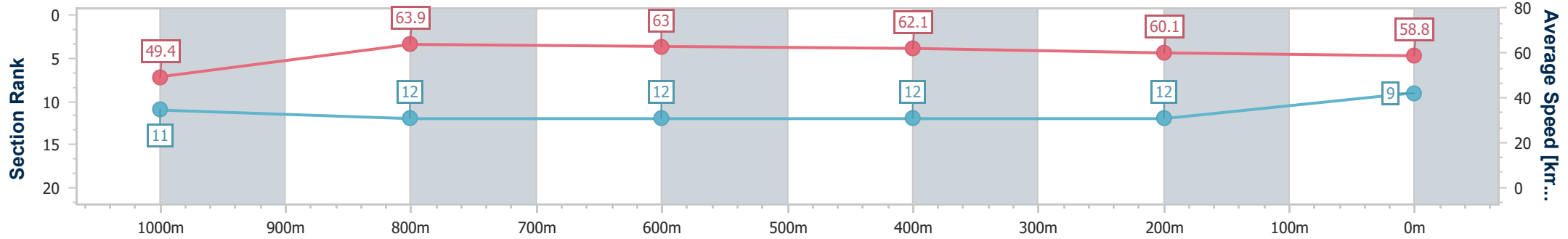


Toowoomba QLD Professional
 Race 1: GERRY BROWN'S SHELVING & STORAGE Class 1
 Handicap - 1200m
 15 June 2024 - 16:47



Track Rating: Good 4, Weather: Fine, Rail Position: +2m Entire

Section	Overall	1000m	800m	600m	400m	200m
Section Times	1:14.00 [9] (0:14.62)	0:59.38 [11] (0:11.42)	0:47.96 [12] (0:11.58)	0:36.38 [12] (0:11.86)	0:24.52 [12] (0:12.26)	0:12.26 [12] (0:12.26)
Average Speed [km/h]	49.4	63.9	63.0	62.1	60.1	58.8
Top Speed [km/h]	64.9	65.8	64.0	63.2	61.2	59.4
Avg. Dist. to Rail [m]	8.6	4.1	3.1	4.6	6.8	6.8
Avg. Stride Freq. [Hz]	2.4	2.5	2.4	2.5	2.5	2.4
Avg. Stride Length [m]	5.8	7.2	7.2	6.9	6.8	6.8



- [] Ranking at each section and finish
- .-.- No data available at this section
- NA No data available



Horse/Jockey Name	Time For Jack
Final Rank	10
Fastest Section Time (Section)	0:11.50 (1000m)
Top Speed [km/h] (Section)	65.5 (1000m)
Race State	Finished

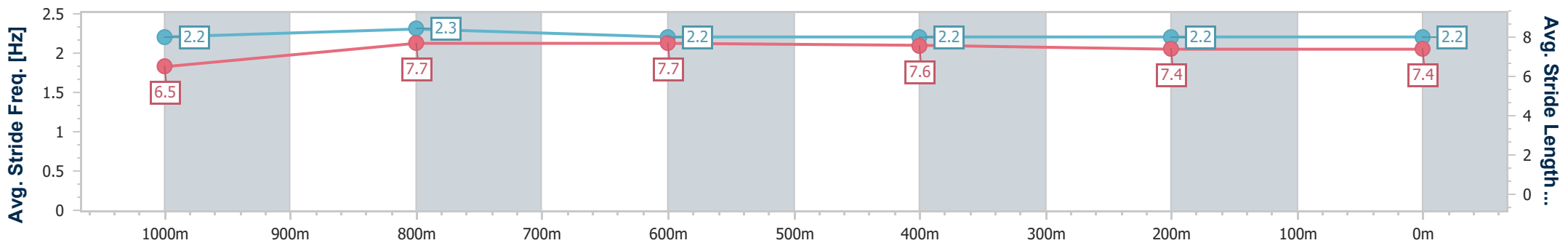
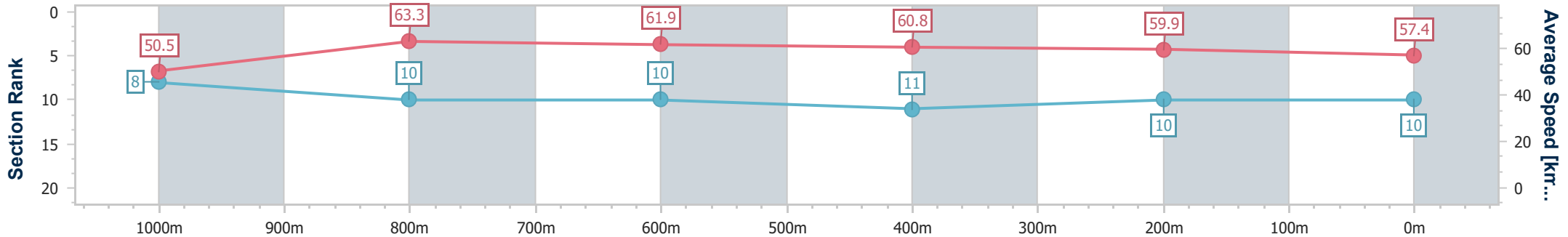


Toowoomba QLD Professional
 Race 1: GERRY BROWN'S SHELVING & STORAGE Class 1
 Handicap - 1200m
 15 June 2024 - 16:47



Track Rating: Good 4, Weather: Fine, Rail Position: +2m Entire

Section	Overall	1000m	800m	600m	400m	200m
Section Times	1:14.18 [10] (0:14.28)	0:59.90 [8] (0:11.50)	0:48.40 [10] (0:11.72)	0:36.68 [10] (0:11.93)	0:24.75 [11] (0:12.22)	0:12.53 [10] (0:12.53)
Average Speed [km/h]	50.5	63.3	61.9	60.8	59.9	57.4
Top Speed [km/h]	64.7	65.5	63.2	61.8	60.9	59.0
Avg. Dist. to Rail [m]	6.4	2.7	1.9	1.8	4.0	2.7
Avg. Stride Freq. [Hz]	2.2	2.3	2.2	2.2	2.2	2.2
Avg. Stride Length [m]	6.5	7.7	7.7	7.6	7.4	7.4



- [] Ranking at each section and finish
- .-.- No data available at this section
- NA No data available



Horse/Jockey Name	Make Haste
Final Rank	11
Fastest Section Time (Section)	0:11.05 (1000m)
Top Speed [km/h] (Section)	66.9 (1000m)
Race State	Finished

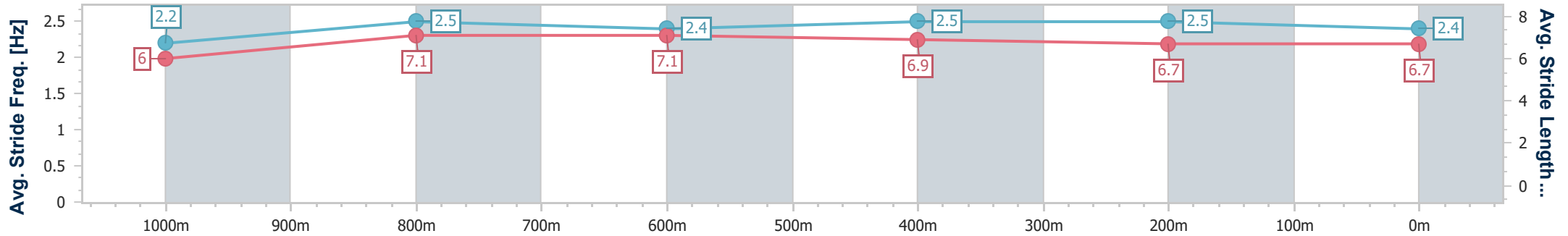
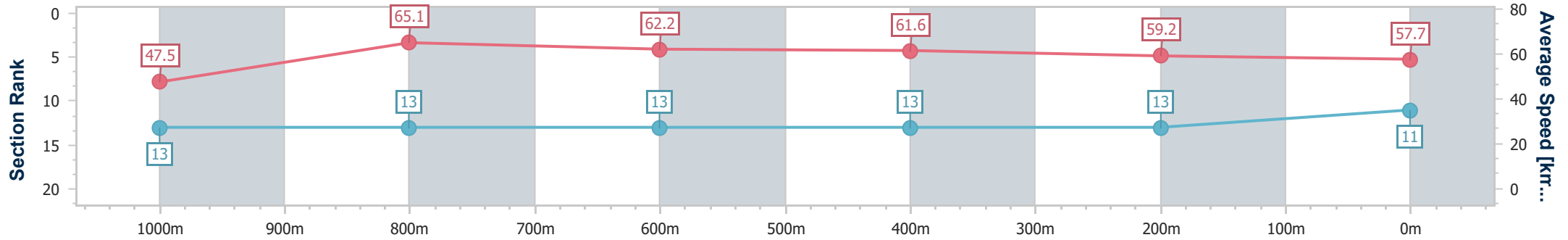


Toowoomba QLD Professional
 Race 1: GERRY BROWN'S SHELVING & STORAGE Class 1
 Handicap - 1200m
 15 June 2024 - 16:47



Track Rating: Good 4, Weather: Fine, Rail Position: +2m Entire

Section	Overall	1000m	800m	600m	400m	200m
Section Times	1:14.38 [11] (0:15.16)	0:59.22 [13] (0:11.05)	0:48.17 [13] (0:11.62)	0:36.55 [13] (0:11.81)	0:24.74 [13] (0:12.30)	0:12.44 [13] (0:12.44)
Average Speed [km/h]	47.5	65.1	62.2	61.6	59.2	57.7
Top Speed [km/h]	64.7	66.9	64.3	62.0	60.8	59.1
Avg. Dist. to Rail [m]	2.2	0.5	1.1	1.9	3.7	4.5
Avg. Stride Freq. [Hz]	2.2	2.5	2.4	2.5	2.5	2.4
Avg. Stride Length [m]	6.0	7.1	7.1	6.9	6.7	6.7



- [] Ranking at each section and finish
- .-.- No data available at this section
- NA No data available



Horse/Jockey Name	Forebears
Final Rank	12
Fastest Section Time (Section)	0:11.48 (1000m)
Top Speed [km/h] (Section)	67.1 (Overall)
Race State	Finished

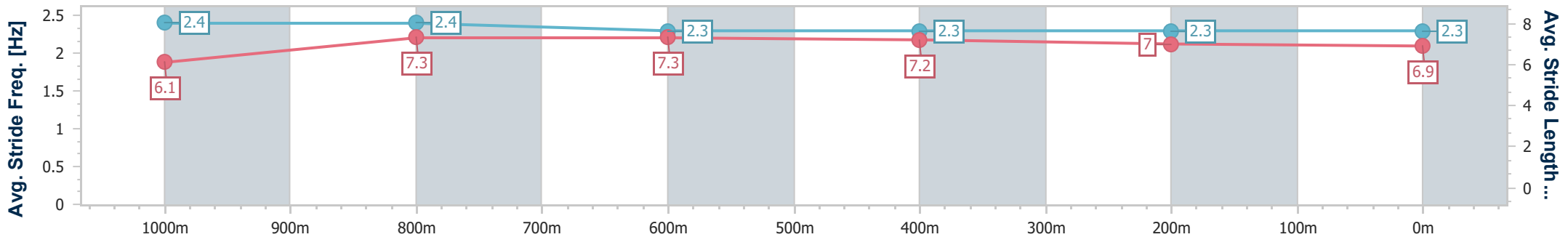
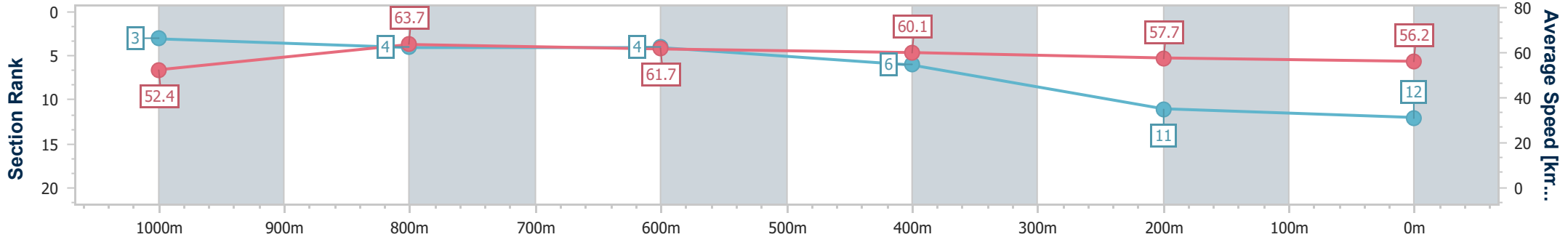


Toowoomba QLD Professional
 Race 1: GERRY BROWN'S SHELVING & STORAGE Class 1
 Handicap - 1200m
 15 June 2024 - 16:47



Track Rating: Good 4, Weather: Fine, Rail Position: +2m Entire

Section	Overall	1000m	800m	600m	400m	200m
Section Times	1:14.56 [12] (0:13.75)	1:00.81 [3] (0:11.48)	0:49.33 [4] (0:11.73)	0:37.60 [4] (0:12.19)	0:25.41 [6] (0:12.59)	0:12.82 [11] (0:12.82)
Average Speed [km/h]	52.4	63.7	61.7	60.1	57.7	56.2
Top Speed [km/h]	67.1	66.1	63.8	61.3	59.6	57.7
Avg. Dist. to Rail [m]	5.7	3.9	2.8	3.1	2.4	0.9
Avg. Stride Freq. [Hz]	2.4	2.4	2.3	2.3	2.3	2.3
Avg. Stride Length [m]	6.1	7.3	7.3	7.2	7.0	6.9



- [] Ranking at each section and finish
- .-.- No data available at this section
- NA No data available



Horse/Jockey Name	Above The World
Final Rank	13
Fastest Section Time (Section)	0:11.38 (1000m)
Top Speed [km/h] (Section)	68.1 (Overall)
Race State	Finished

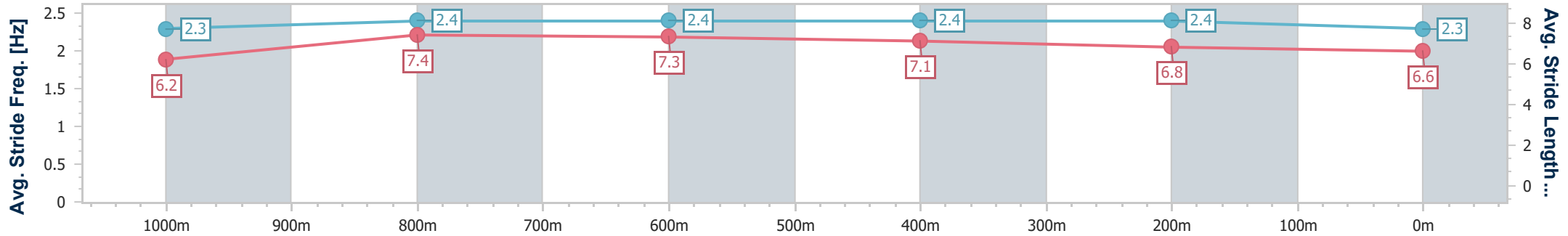
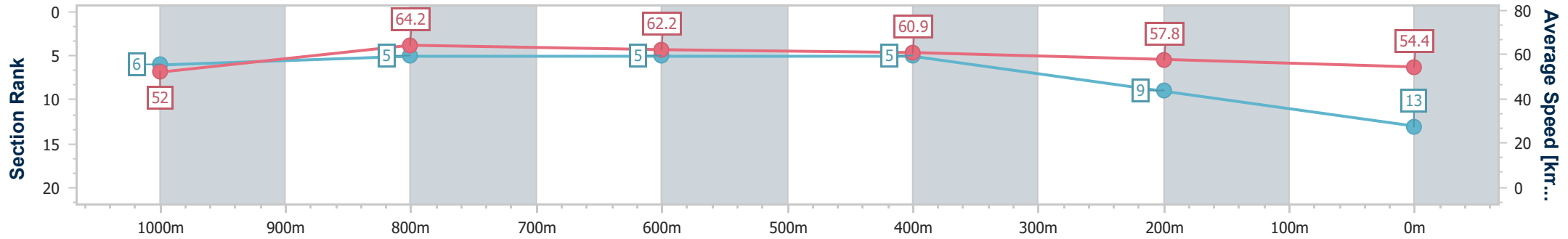


Toowoomba QLD Professional
 Race 1: GERRY BROWN'S SHELVING & STORAGE Class 1
 Handicap - 1200m
 15 June 2024 - 16:47



Track Rating: Good 4, Weather: Fine, Rail Position: +2m Entire

Section	Overall	1000m	800m	600m	400m	200m
Section Times	1:14.79 [13] (0:13.89)	1:00.90 [6] (0:11.38)	0:49.52 [5] (0:11.73)	0:37.79 [5] (0:12.01)	0:25.78 [5] (0:12.58)	0:13.20 [9] (0:13.20)
Average Speed [km/h]	52.0	64.2	62.2	60.9	57.8	54.4
Top Speed [km/h]	68.1	67.3	64.9	62.6	59.5	56.1
Avg. Dist. to Rail [m]	9.6	4.8	4.0	2.7	2.8	1.7
Avg. Stride Freq. [Hz]	2.3	2.4	2.4	2.4	2.4	2.3
Avg. Stride Length [m]	6.2	7.4	7.3	7.1	6.8	6.6



- [] Ranking at each section and finish
- .-.- No data available at this section
- NA No data available



Toowoomba QLD Professional

Race 2: LIVEWIRED ELECTRICAL BENCHMARK 70 Handicap - 1300m

15 June 2024 - 17:26



Track Rating: Good 4, Weather: Fine, Rail Position: +2m Entire

Section	Field Times	Overall	1200m	1000m	800m	600m	400m	Last 600m				
		1:18.51 (0:08.12)	1:10.39 (0:11.13)	0:59.26 (0:11.17)	0:48.09 (0:11.99)	0:36.10 (0:12.00)	0:24.10 (0:11.87)	0:36.10				
Rank	TAB Horse/Jockey	Barrier	Top Speed [km/h]	Fastest Section	Overall	1200m	1000m	800m	600m	400m	Last 600m	Distance Travelled [m]
1	11 FUN SPONGE Tahlia Fenlon	16	70.6 1200m	0:08.66 Overall	1:18.51 [1] (0:08.66)	1:09.85 [7] (0:10.59)	0:59.26 [2] (0:11.17)	0:48.09 [1] (0:11.99)	0:36.10 [1] (0:12.00)	0:24.10 [1] (0:11.87)	0:36.10	
2	2 PATMOS ISLAND Marnu Potgieter	15	66.8 1200m	0:08.47 Overall	1:18.55 [2] (0:08.47)	1:10.08 [5] (0:11.03)	0:59.05 [5] (0:11.49)	0:47.56 [5] (0:11.85)	0:35.71 [4] (0:12.09)	0:23.62 [5] (0:11.81)	0:35.71	+7
3	9 START STRUTTING Madeleine Wishart	3	66.3 1200m	0:08.42 Overall	1:18.66 [3] (0:08.42)	1:10.24 [4] (0:11.17)	0:59.07 [6] (0:11.48)	0:47.59 [6] (0:11.82)	0:35.77 [6] (0:12.15)	0:23.62 [6] (0:11.55)	0:35.77	+3
4	5 MOTELL Olivia Webb	1	68.6 1200m	0:08.12 Overall	1:18.77 [4] (0:08.12)	1:10.65 [1] (0:11.13)	0:59.52 [1] (0:11.49)	0:48.03 [2] (0:12.12)	0:35.91 [5] (0:11.84)	0:24.07 [3] (0:11.77)	0:35.91	-9
5	10 TAKE A PICTURE Nathan Fazackerley	12	68.1 1200m	0:08.38 Overall	1:18.90 [5] (0:08.38)	1:10.52 [2] (0:10.93)	0:59.59 [3] (0:11.47)	0:48.12 [3] (0:11.91)	0:36.21 [2] (0:11.93)	0:24.28 [2] (0:11.94)	0:36.21	+3
6	7 THE CATCH Rikki Jamieson	2	66.6 1200m	0:08.40 Overall	1:18.90 [6] (0:08.40)	1:10.50 [3] (0:11.01)	0:59.49 [4] (0:11.52)	0:47.97 [4] (0:11.83)	0:36.14 [3] (0:12.16)	0:23.98 [4] (0:11.75)	0:36.14	+0
7	13 LATENIGHTTOUGHGUY Karl Zechner	17	66.6 1000m	0:08.69 Overall	1:19.06 [7] (0:08.69)	1:10.37 [8] (0:11.29)	0:59.08 [8] (0:11.38)	0:47.70 [8] (0:11.84)	0:35.86 [8] (0:12.13)	0:23.73 [8] (0:11.69)	0:35.86	+9
8	1 DOCTOR TEEKAY Georgina Cartwright	10	65.8 1200m	0:08.75 Overall	1:19.12 [8] (0:08.75)	1:10.37 [9] (0:11.29)	0:59.08 [9] (0:11.45)	0:47.63 [9] (0:11.92)	0:35.71 [9] (0:12.08)	0:23.63 [9] (0:11.68)	0:35.71	+3
9	3 PERFECT ENCOUNTER Les Tilley	5	66.4 1200m	0:08.56 Overall	1:19.14 [9] (0:08.56)	1:10.58 [6] (0:11.16)	0:59.42 [7] (0:11.57)	0:47.85 [7] (0:11.90)	0:35.95 [7] (0:12.03)	0:23.92 [7] (0:11.75)	0:35.95	+4
10	4 MISHANI SPARTAN Luke Tarrant	9	64.1 1200m	0:08.95 Overall	1:19.83 [10] (0:08.95)	1:10.88 [10] (0:11.47)	0:59.41 [10] (0:11.90)	0:47.51 [10] (0:11.75)	0:35.76 [10] (0:11.85)	0:23.91 [10] (0:11.50)	0:35.76	-1

Scratched: Lara's Laulet (#16), Mr Wandji (#15), No Going Back (#8), Raging Pole (#12), Prepotent (#6), Union Spirit (#14), Sempreinte (#17), Vonzither (#18)

[] Ranking at each section and finish
-:--:-- No data available at this section
NA No data available

SCN Saddle cloth number
DNF Did not finish
DNT Did not track



Toowoomba QLD Professional

Race 2: LIVEWIRED ELECTRICAL BENCHMARK 70 Handicap - 1300m

15 June 2024 - 17:26



Track Rating: Good 4, Weather: Fine, Rail Position: +2m Entire

Section				200m				Last 600m	
Field Times				0:12.23 (0:12.23)				0:36.10	
Rank	TAB	Horse/Jockey	Barrier	Top Speed [km/h]	Fastest Section	Margin			Distance Travelled [m]
1	11	FUN SPONGE Tahlia Fenlon	16	70.6 1200m	0:08.66 Overall	0:12.23 [1] (0:12.23)	1:18.51		0:36.10
2	2	PATMOS ISLAND Marnu Potgieter	15	66.8 1200m	0:08.47 Overall	0:11.81 [6] (0:11.81)	0.2L		0:35.71 +7
3	9	START STRUTTING Madeleine Wishart	3	66.3 1200m	0:08.42 Overall	0:12.07 [4] (0:12.07)	0.7L		0:35.77 +3
4	5	MOTELL Olivia Webb	1	68.6 1200m	0:08.12 Overall	0:12.30 [2] (0:12.30)	1.2L		0:35.91 -9
5	10	TAKE A PICTURE Nathan Fazackerley	12	68.1 1200m	0:08.38 Overall	0:12.34 [3] (0:12.34)	1.7L		0:36.21 +3
6	7	THE CATCH Rikki Jamieson	2	66.6 1200m	0:08.40 Overall	0:12.23 [5] (0:12.23)	1.8L		0:36.14 +0
7	13	LATENIGHTTOUGHGUY Karl Zechner	17	66.6 1000m	0:08.69 Overall	0:12.04 [8] (0:12.04)	2.6L		0:35.86 +9
8	1	DOCTOR TEEKAY Georgina Cartwright	10	65.8 1200m	0:08.75 Overall	0:11.95 [9] (0:11.95)	2.9L		0:35.71 +3
9	3	PERFECT ENCOUNTER Les Tilley	5	66.4 1200m	0:08.56 Overall	0:12.17 [7] (0:12.17)	3.1L		0:35.95 +4
10	4	MISHANI SPARTAN Luke Tarrant	9	64.1 1200m	0:08.95 Overall	0:12.41 [10] (0:12.41)	7.1L		0:35.76 -1

Scratched: Lara's Laulet (#16), Mr Wandji (#15), No Going Back (#8), Raging Pole (#12), Prepotent (#6), Union Spirit (#14), Sempreinte (#17), Vonzither (#18)

Report Created: Sat 15 June 2024 17:43 GMT+10 (Note: Timing is based on position data)

Page 2/12

[] Ranking at each section and finish
 -:-:- No data available at this section
 NA No data available

SCN Saddle cloth number
 DNF Did not finish
 DNT Did not track

data processed by TRIPLESDATA



Horse/Jockey Name	Fun Sponge
Final Rank	1
Fastest Section Time (Section)	0:08.66 (Overall)
Top Speed [km/h] (Section)	70.6 (1200m)
Race State	Finished



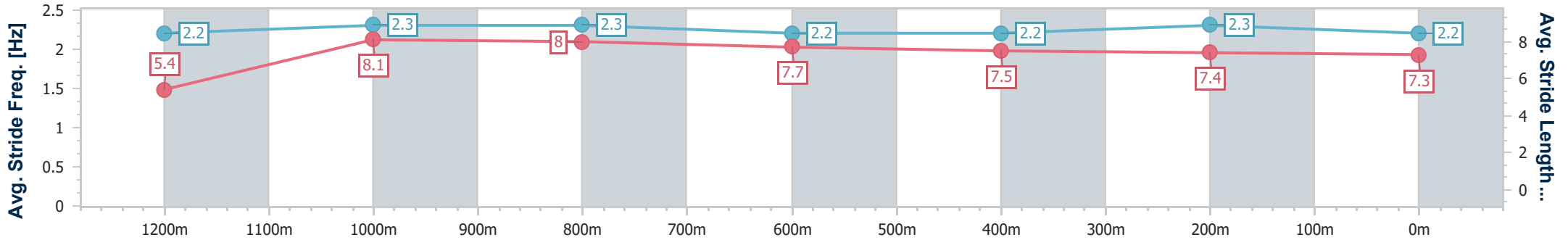
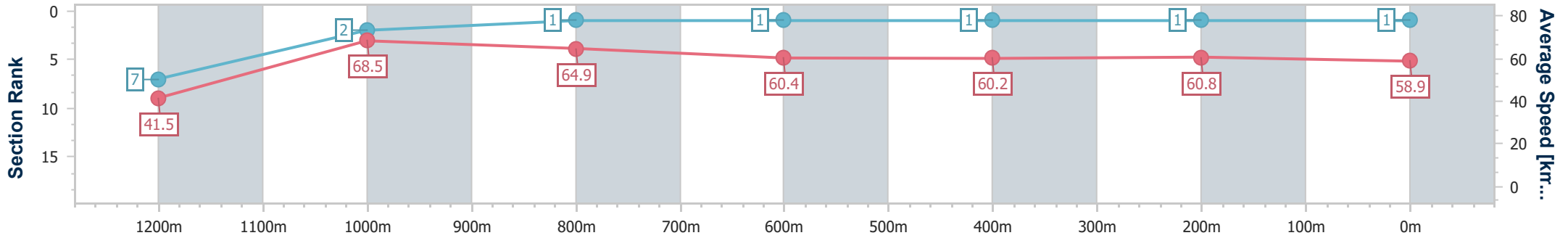
Toowoomba QLD Professional
Race 2: LIVEWIRED ELECTRICAL BENCHMARK 70 Handicap - 1300m



15 June 2024 - 17:26

Track Rating: Good 4, Weather: Fine, Rail Position: +2m Entire

Section	Overall	1200m	1000m	800m	600m	400m	200m
Section Times	1:18.51 [1] (0:08.66)	1:09.85 [7] (0:10.59)	0:59.26 [2] (0:11.17)	0:48.09 [1] (0:11.99)	0:36.10 [1] (0:12.00)	0:24.10 [1] (0:11.87)	0:12.23 [1] (0:12.23)
Average Speed [km/h]	41.5	68.5	64.9	60.4	60.2	60.8	58.9
Top Speed [km/h]	66.6	70.6	67.4	62.3	61.7	62.2	60.1
Avg. Dist. to Rail [m]	12.0	4.8	2.6	1.5	0.6	0.4	0.3
Avg. Stride Freq. [Hz]	2.2	2.3	2.3	2.2	2.2	2.3	2.2
Avg. Stride Length [m]	5.4	8.1	8.0	7.7	7.5	7.4	7.3



- [] Ranking at each section and finish
- .-.- No data available at this section
- NA No data available



Horse/Jockey Name	Patmos Island
Final Rank	2
Fastest Section Time (Section)	0:08.47 (Overall)
Top Speed [km/h] (Section)	66.8 (1200m)
Race State	Finished



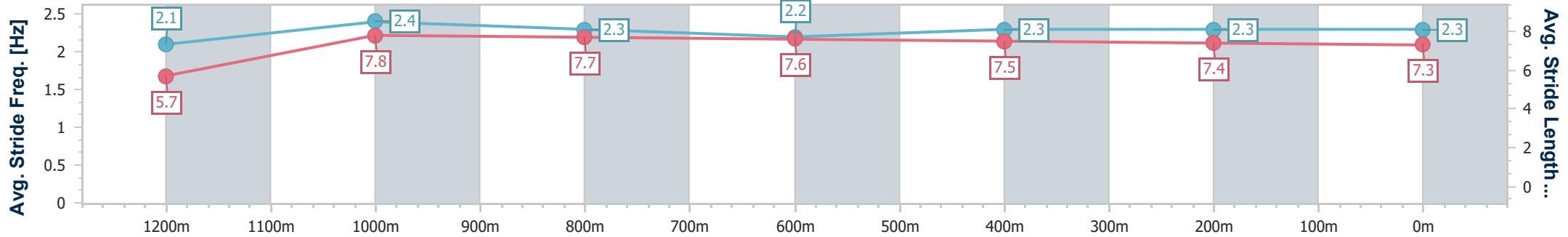
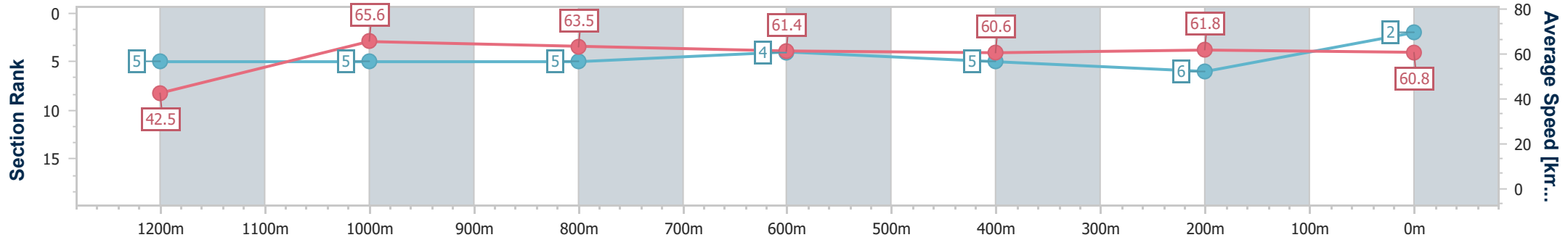
Toowoomba QLD Professional
Race 2: LIVEWIRED ELECTRICAL BENCHMARK 70 Handicap - 1300m



15 June 2024 - 17:26

Track Rating: Good 4, Weather: Fine, Rail Position: +2m Entire

Section	Overall	1200m	1000m	800m	600m	400m	200m
Section Times	1:18.55 [2] (0:08.47)	1:10.08 [5] (0:11.03)	0:59.05 [5] (0:11.49)	0:47.56 [5] (0:11.85)	0:35.71 [4] (0:12.09)	0:23.62 [5] (0:11.81)	0:11.81 [6] (0:11.81)
Average Speed [km/h]	42.5	65.6	63.5	61.4	60.6	61.8	60.8
Top Speed [km/h]	61.1	66.8	65.7	62.2	61.6	63.4	62.4
Avg. Dist. to Rail [m]	12.1	6.7	3.5	3.6	3.4	3.7	3.5
Avg. Stride Freq. [Hz]	2.1	2.4	2.3	2.2	2.3	2.3	2.3
Avg. Stride Length [m]	5.7	7.8	7.7	7.6	7.5	7.4	7.3



- [] Ranking at each section and finish
- .-.- No data available at this section
- NA No data available



Horse/Jockey Name	Start Strutting
Final Rank	3
Fastest Section Time (Section)	0:08.42 (Overall)
Top Speed [km/h] (Section)	66.3 (1200m)
Race State	Finished



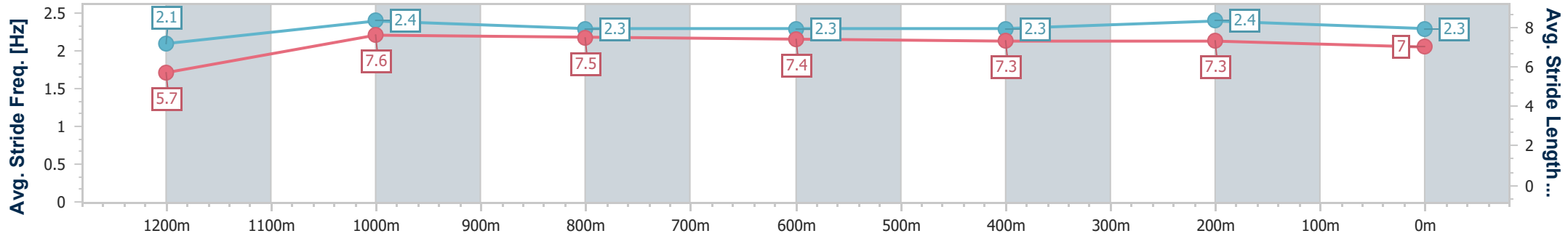
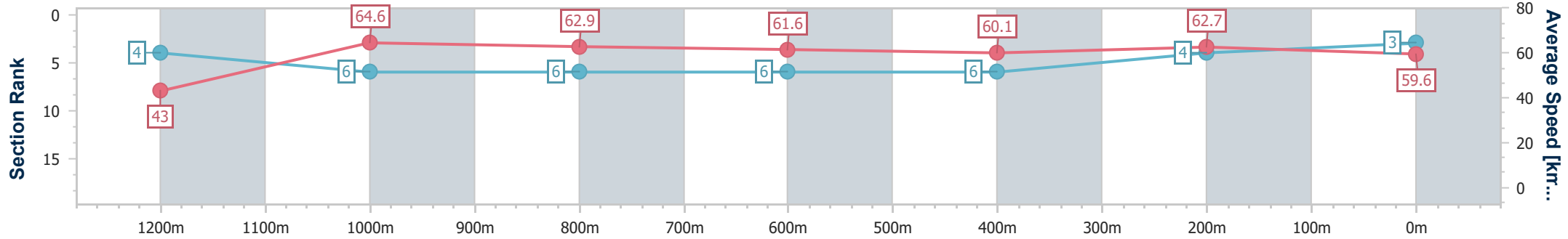
Toowoomba QLD Professional
Race 2: LIVEWIRED ELECTRICAL BENCHMARK 70 Handicap - 1300m



15 June 2024 - 17:26

Track Rating: Good 4, Weather: Fine, Rail Position: +2m Entire

Section	Overall	1200m	1000m	800m	600m	400m	200m
Section Times	1:18.66 [3] (0:08.42)	1:10.24 [4] (0:11.17)	0:59.07 [6] (0:11.48)	0:47.59 [6] (0:11.82)	0:35.77 [6] (0:12.15)	0:23.62 [6] (0:11.55)	0:12.07 [4] (0:12.07)
Average Speed [km/h]	43.0	64.6	62.9	61.6	60.1	62.7	59.6
Top Speed [km/h]	61.0	66.3	65.3	62.4	61.6	64.2	63.2
Avg. Dist. to Rail [m]	5.8	2.0	1.7	2.6	2.7	1.6	1.4
Avg. Stride Freq. [Hz]	2.1	2.4	2.3	2.3	2.3	2.4	2.3
Avg. Stride Length [m]	5.7	7.6	7.5	7.4	7.3	7.3	7.0



- [] Ranking at each section and finish
- .-.- No data available at this section
- NA No data available



Horse/Jockey Name	Motell
Final Rank	4
Fastest Section Time (Section)	0:08.12 (Overall)
Top Speed [km/h] (Section)	68.6 (1200m)
Race State	Finished



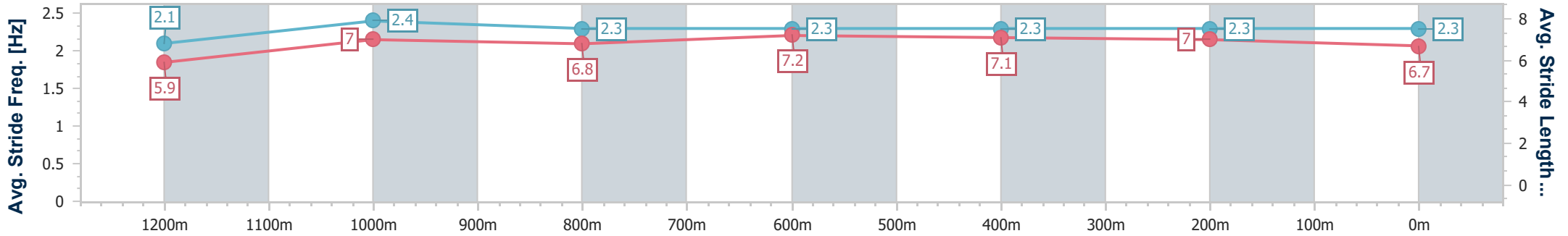
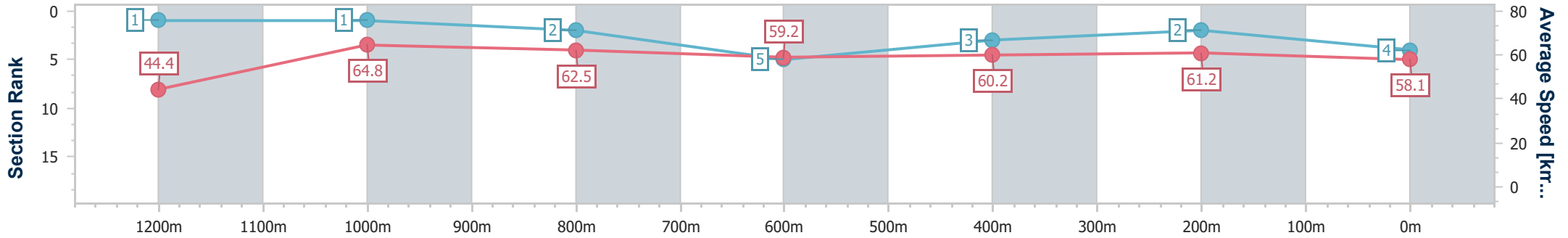
Toowoomba QLD Professional
Race 2: LIVEWIRED ELECTRICAL BENCHMARK 70 Handicap - 1300m



15 June 2024 - 17:26

Track Rating: Good 4, Weather: Fine, Rail Position: +2m Entire

Section	Overall	1200m	1000m	800m	600m	400m	200m
Section Times	1:18.77 [4] (0:08.12)	1:10.65 [1] (0:11.13)	0:59.52 [1] (0:11.49)	0:48.03 [2] (0:12.12)	0:35.91 [5] (0:11.84)	0:24.07 [3] (0:11.77)	0:12.30 [2] (0:12.30)
Average Speed [km/h]	44.4	64.8	62.5	59.2	60.2	61.2	58.1
Top Speed [km/h]	62.8	68.6	68.4	62.2	65.0	62.6	61.2
Avg. Dist. to Rail [m]	2.9	0.5	0.5	1.4	1.4	1.4	0.6
Avg. Stride Freq. [Hz]	2.1	2.4	2.3	2.3	2.3	2.3	2.3
Avg. Stride Length [m]	5.9	7.0	6.8	7.2	7.1	7.0	6.7



- [] Ranking at each section and finish
- .-.- No data available at this section
- NA No data available



Horse/Jockey Name	Take A Picture
Final Rank	5
Fastest Section Time (Section)	0:08.38 (Overall)
Top Speed [km/h] (Section)	68.1 (1200m)
Race State	Finished



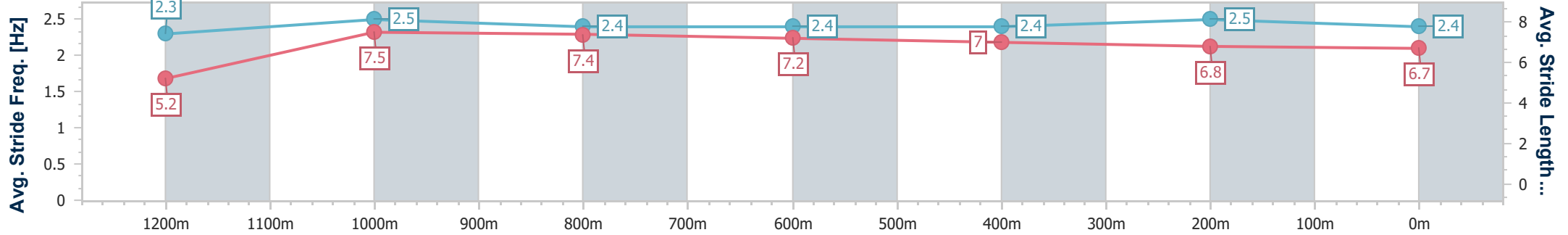
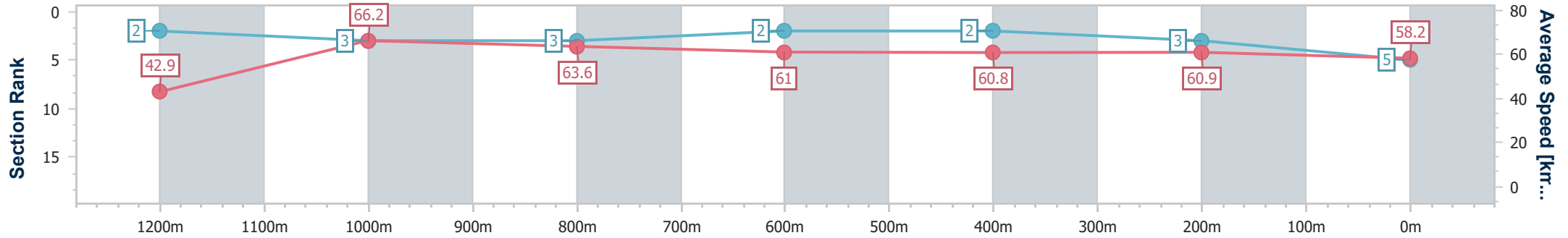
Toowoomba QLD Professional
Race 2: LIVEWIRED ELECTRICAL BENCHMARK 70 Handicap - 1300m



15 June 2024 - 17:26

Track Rating: Good 4, Weather: Fine, Rail Position: +2m Entire

Section	Overall	1200m	1000m	800m	600m	400m	200m
Section Times	1:18.90 [5] (0:08.38)	1:10.52 [2] (0:10.93)	0:59.59 [3] (0:11.47)	0:48.12 [3] (0:11.91)	0:36.21 [2] (0:11.93)	0:24.28 [2] (0:11.94)	0:12.34 [3] (0:12.34)
Average Speed [km/h]	42.9	66.2	63.6	61.0	60.8	60.9	58.2
Top Speed [km/h]	62.3	68.1	67.0	62.1	61.8	61.7	61.2
Avg. Dist. to Rail [m]	9.2	3.8	3.3	2.6	1.6	2.1	2.6
Avg. Stride Freq. [Hz]	2.3	2.5	2.4	2.4	2.4	2.5	2.4
Avg. Stride Length [m]	5.2	7.5	7.4	7.2	7.0	6.8	6.7



- [] Ranking at each section and finish
- .-.- No data available at this section
- NA No data available



Horse/Jockey Name	The Catch
Final Rank	6
Fastest Section Time (Section)	0:08.40 (Overall)
Top Speed [km/h] (Section)	66.6 (1200m)
Race State	Finished



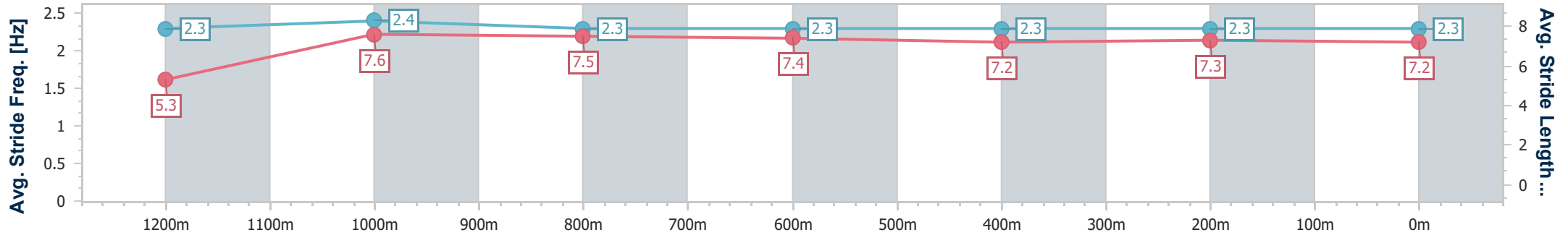
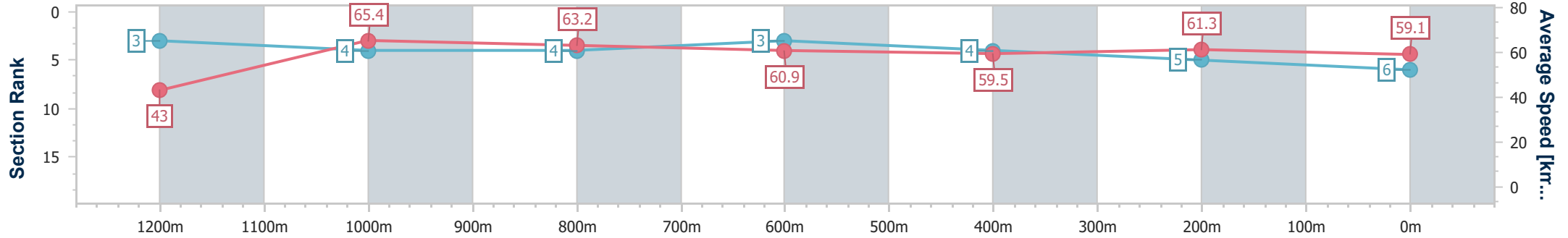
Toowoomba QLD Professional
Race 2: LIVEWIRED ELECTRICAL BENCHMARK 70 Handicap - 1300m



15 June 2024 - 17:26

Track Rating: Good 4, Weather: Fine, Rail Position: +2m Entire

Section	Overall	1200m	1000m	800m	600m	400m	200m
Section Times	1:18.90 [6] (0:08.40)	1:10.50 [3] (0:11.01)	0:59.49 [4] (0:11.52)	0:47.97 [4] (0:11.83)	0:36.14 [3] (0:12.16)	0:23.98 [4] (0:11.75)	0:12.23 [5]
Average Speed [km/h]	43.0	65.4	63.2	60.9	59.5	61.3	59.1
Top Speed [km/h]	62.7	66.6	64.8	62.2	61.7	62.7	60.4
Avg. Dist. to Rail [m]	6.6	3.9	2.5	1.0	1.0	1.2	2.8
Avg. Stride Freq. [Hz]	2.3	2.4	2.3	2.3	2.3	2.3	2.3
Avg. Stride Length [m]	5.3	7.6	7.5	7.4	7.2	7.3	7.2



- [] Ranking at each section and finish
- .-.- No data available at this section
- NA No data available



Horse/Jockey Name	Latenighttoughguy
Final Rank	7
Fastest Section Time (Section)	0:08.69 (Overall)
Top Speed [km/h] (Section)	66.6 (1000m)
Race State	Finished



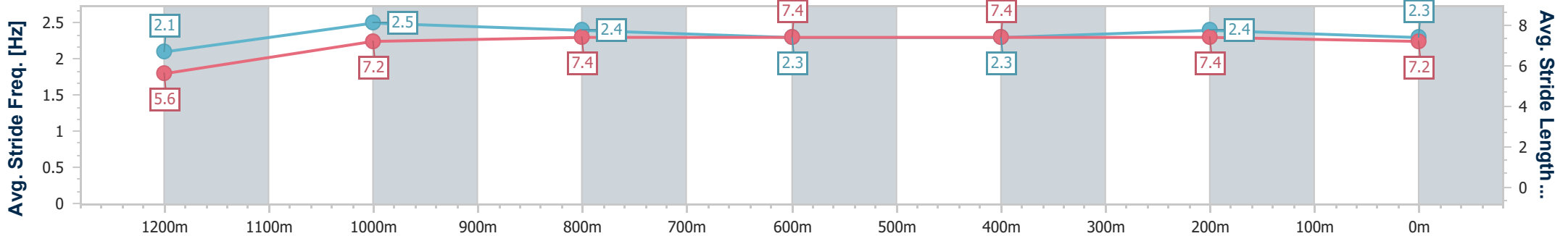
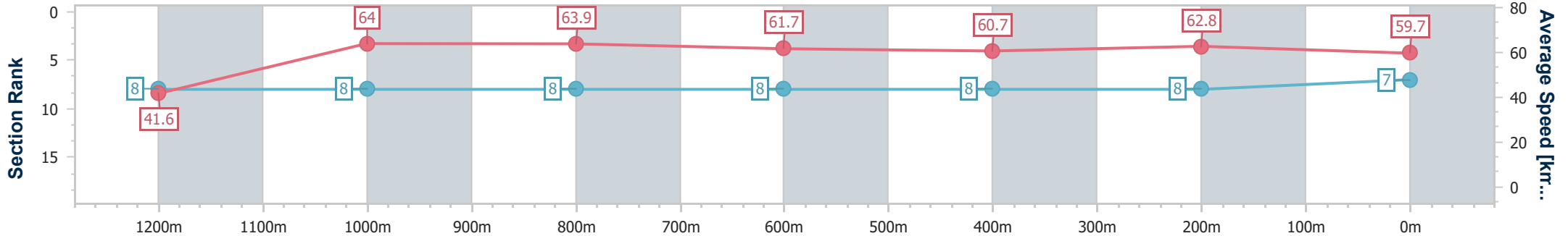
Toowoomba QLD Professional
Race 2: LIVEWIRED ELECTRICAL BENCHMARK 70 Handicap - 1300m



15 June 2024 - 17:26

Track Rating: Good 4, Weather: Fine, Rail Position: +2m Entire

Section	Overall	1200m	1000m	800m	600m	400m	200m
Section Times	1:19.06 [7] (0:08.69)	1:10.37 [8] (0:11.29)	0:59.08 [8] (0:11.38)	0:47.70 [8] (0:11.84)	0:35.86 [8] (0:12.13)	0:23.73 [8] (0:11.69)	0:12.04 [8] (0:12.04)
Average Speed [km/h]	41.6	64.0	63.9	61.7	60.7	62.8	59.7
Top Speed [km/h]	59.4	66.1	66.6	62.6	63.7	64.3	62.1
Avg. Dist. to Rail [m]	12.3	4.7	2.3	4.7	4.9	5.1	4.7
Avg. Stride Freq. [Hz]	2.1	2.5	2.4	2.3	2.3	2.4	2.3
Avg. Stride Length [m]	5.6	7.2	7.4	7.4	7.4	7.4	7.2



- [] Ranking at each section and finish
- .-.- No data available at this section
- NA No data available



Horse/Jockey Name	Doctor Teekay
Final Rank	8
Fastest Section Time (Section)	0:08.75 (Overall)
Top Speed [km/h] (Section)	65.8 (1200m)
Race State	Finished



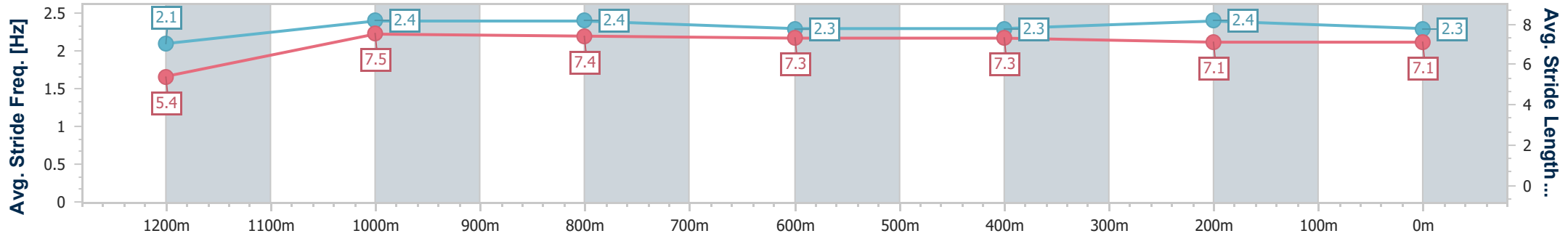
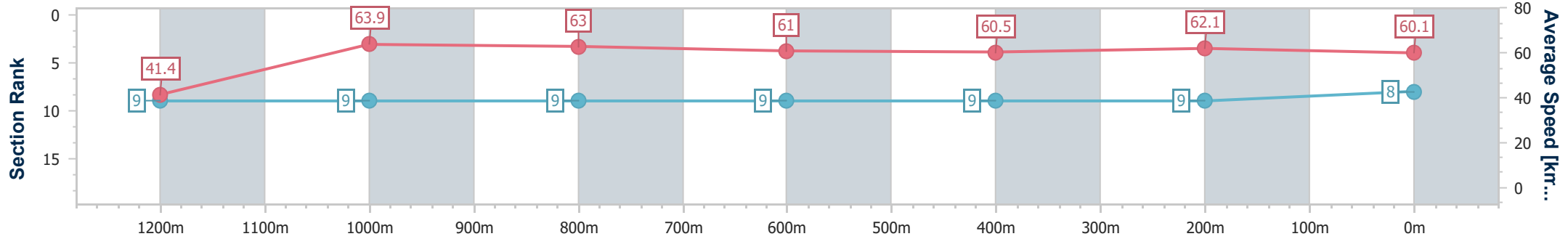
Toowoomba QLD Professional
Race 2: LIVEWIRED ELECTRICAL BENCHMARK 70 Handicap - 1300m



15 June 2024 - 17:26

Track Rating: Good 4, Weather: Fine, Rail Position: +2m Entire

Section	Overall	1200m	1000m	800m	600m	400m	200m
Section Times	1:19.12 [8] (0:08.75)	1:10.37 [9] (0:11.29)	0:59.08 [9] (0:11.45)	0:47.63 [9] (0:11.92)	0:35.71 [9] (0:12.08)	0:23.63 [9] (0:11.68)	0:11.95 [9] (0:11.95)
Average Speed [km/h]	41.4	63.9	63.0	61.0	60.5	62.1	60.1
Top Speed [km/h]	59.4	65.8	64.8	62.1	61.9	63.5	61.2
Avg. Dist. to Rail [m]	9.3	4.2	1.6	3.2	3.1	2.4	2.2
Avg. Stride Freq. [Hz]	2.1	2.4	2.4	2.3	2.3	2.4	2.3
Avg. Stride Length [m]	5.4	7.5	7.4	7.3	7.3	7.1	7.1



- [] Ranking at each section and finish
- .-.- No data available at this section
- NA No data available



Horse/Jockey Name	Perfect Encounter
Final Rank	9
Fastest Section Time (Section)	0:08.56 (Overall)
Top Speed [km/h] (Section)	66.4 (1200m)
Race State	Finished



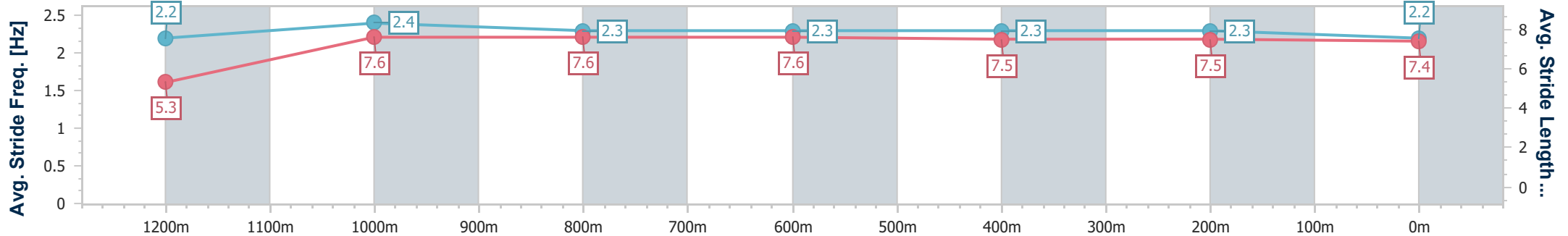
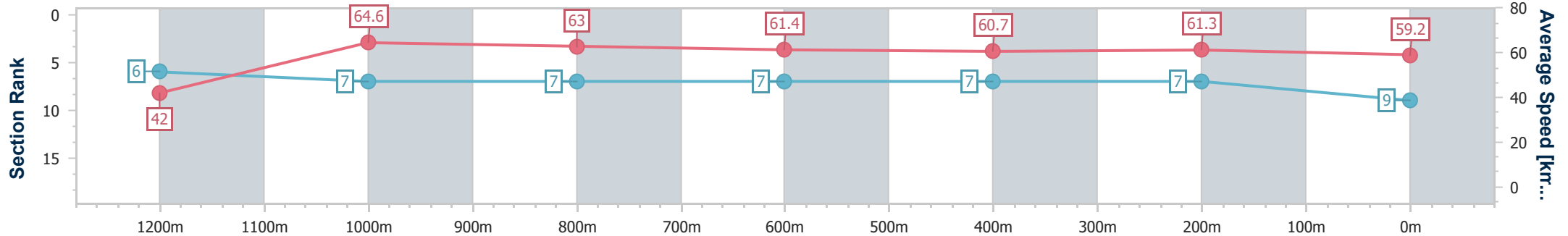
Toowoomba QLD Professional
Race 2: LIVEWIRED ELECTRICAL BENCHMARK 70 Handicap - 1300m



15 June 2024 - 17:26

Track Rating: Good 4, Weather: Fine, Rail Position: +2m Entire

Section	Overall	1200m	1000m	800m	600m	400m	200m
Section Times	1:19.14 [9] (0:08.56)	1:10.58 [6] (0:11.16)	0:59.42 [7] (0:11.57)	0:47.85 [7] (0:11.90)	0:35.95 [7] (0:12.03)	0:23.92 [7] (0:11.75)	0:12.17 [7] (0:12.17)
Average Speed [km/h]	42.0	64.6	63.0	61.4	60.7	61.3	59.2
Top Speed [km/h]	61.2	66.4	64.8	62.4	62.5	62.3	61.3
Avg. Dist. to Rail [m]	7.1	3.4	3.2	4.1	3.0	0.8	0.3
Avg. Stride Freq. [Hz]	2.2	2.4	2.3	2.3	2.3	2.3	2.2
Avg. Stride Length [m]	5.3	7.6	7.6	7.6	7.5	7.5	7.4



- [] Ranking at each section and finish
- .-.- No data available at this section
- NA No data available



Horse/Jockey Name	Mishani Spartan
Final Rank	10
Fastest Section Time (Section)	0:08.95 (Overall)
Top Speed [km/h] (Section)	64.1 (1200m)
Race State	Finished



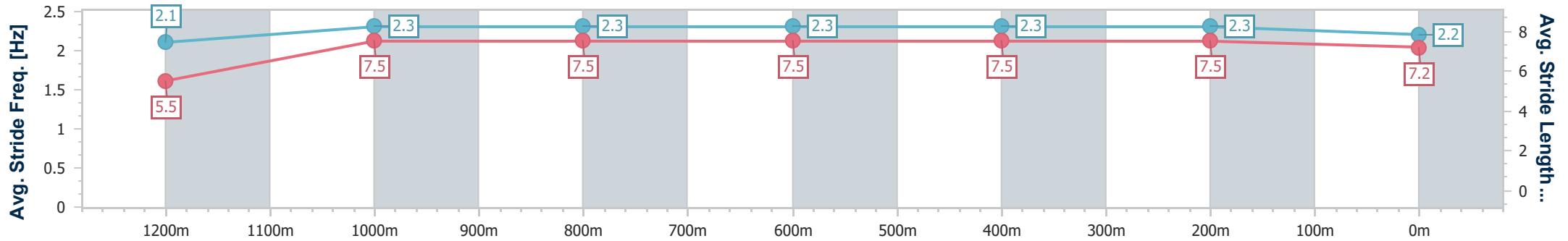
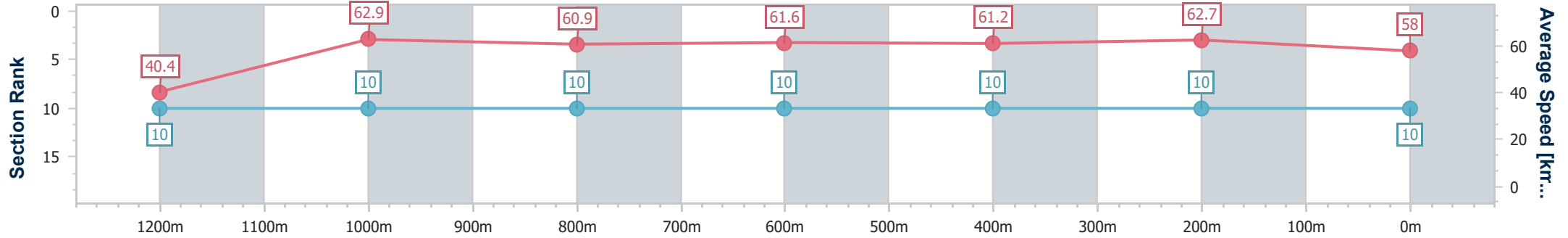
Toowoomba QLD Professional
Race 2: LIVEWIRED ELECTRICAL BENCHMARK 70 Handicap - 1300m



15 June 2024 - 17:26

Track Rating: Good 4, Weather: Fine, Rail Position: +2m Entire

Section	Overall	1200m	1000m	800m	600m	400m	200m
Section Times	1:19.83 [10] (0:08.95)	1:10.88 [10] (0:11.47)	0:59.41 [10] (0:11.90)	0:47.51 [10] (0:11.75)	0:35.76 [10] (0:11.85)	0:23.91 [10] (0:11.50)	0:12.41 [10] (0:12.41)
Average Speed [km/h]	40.4	62.9	60.9	61.6	61.2	62.7	58.0
Top Speed [km/h]	61.9	64.1	61.7	62.2	61.8	63.9	63.1
Avg. Dist. to Rail [m]	9.0	3.3	2.2	1.3	1.2	0.6	0.5
Avg. Stride Freq. [Hz]	2.1	2.3	2.3	2.3	2.3	2.3	2.2
Avg. Stride Length [m]	5.5	7.5	7.5	7.5	7.5	7.5	7.2



- [] Ranking at each section and finish
- .-.- No data available at this section
- NA No data available



Toowoomba QLD Professional

Race 3: WESTERN CLYDESDALES BENCHMARK 60 Handicap - 2000m

15 June 2024 - 18:00



Track Rating: Good, Weather: Overcast, Rail Position: +2m Entire

Section		Overall	1800m	1600m	1400m	1200m	1000m	800m	Last 600m				
Field Times		2:05.99 (0:15.47)	1:50.52 (0:11.76)	1:38.76 (0:11.79)	1:26.97 (0:12.32)	1:14.65 (0:12.90)	1:01.75 (0:13.34)	0:48.41 (0:12.36)	0:36.05				
Rank	TAB Horse/Jockey	Barrier	Top Speed [km/h]	Fastest Section									Distance Travelled [m]
1	1 LUCKY EXCHANGE Les Tilley	7	63.5 400m	0:11.74 400m	2:05.99 [1] (0:16.04)	1:49.95 [5] (0:12.57)	1:37.38 [5] (0:12.26)	1:25.12 [5] (0:12.33)	1:12.79 [5] (0:12.25)	1:00.54 [5] (0:12.69)	0:47.85 [4] (0:12.23)	0:35.62	
2	4 MORDECAI Anthony Allen	2	62.3 400m	0:11.91 600m	2:06.20 [2] (0:15.54)	1:50.66 [2] (0:12.78)	1:37.88 [4] (0:12.38)	1:25.50 [4] (0:12.26)	1:13.24 [4] (0:12.45)	1:00.79 [4] (0:12.84)	0:47.95 [5] (0:12.08)	0:35.87	-4
3	8 ZOU ZOUAMORE Nozi Tomizawa	9	62.1 1600m	0:11.62 1800m	2:06.61 [3] (0:15.61)	1:51.00 [3] (0:11.62)	1:39.38 [1] (0:11.79)	1:27.59 [1] (0:12.32)	1:15.27 [1] (0:12.90)	1:02.37 [1] (0:13.34)	0:49.03 [1] (0:12.36)	0:36.67	-13
4	10 DESHORENTE Luke Tarrant	8	61.0 600m	0:12.10 1400m	2:06.67 [4] (0:15.47)	1:51.20 [1] (0:12.49)	1:38.71 [2] (0:12.26)	1:26.45 [2] (0:12.10)	1:14.35 [2] (0:12.59)	1:01.76 [2] (0:12.90)	0:48.86 [2] (0:12.16)	0:36.70	-11
5	9 ROYAL GEORGE Olivia Webb	1	61.4 400m	0:11.95 600m	2:06.96 [5] (0:16.10)	1:50.86 [6] (0:12.66)	1:38.20 [6] (0:12.48)	1:25.72 [7] (0:12.26)	1:13.46 [6] (0:12.19)	1:01.27 [6] (0:12.79)	0:48.48 [6] (0:12.19)	0:36.29	-12
6	12 GINASUE Girish Goomany	4	62.0 1600m	0:12.06 600m	2:07.02 [6] (0:16.24)	1:50.78 [7] (0:12.65)	1:38.13 [7] (0:12.28)	1:25.85 [6] (0:12.35)	1:13.50 [7] (0:12.25)	1:01.25 [7] (0:12.71)	0:48.54 [6] (0:12.19)	0:36.35	+1
7	6 BILPA MOREA Madeleine Wishart	10	61.4 600m	0:12.21 600m	2:07.38 [7] (0:15.65)	1:51.73 [4] (0:12.55)	1:39.18 [3] (0:12.34)	1:26.84 [3] (0:12.23)	1:14.61 [3] (0:12.40)	1:02.21 [3] (0:12.79)	0:49.42 [3] (0:12.32)	0:37.10	+2
8	3 CLEAR BLONDE Georgina Cartwright	12	61.5 600m	0:12.06 800m	2:07.82 [8] (0:16.34)	1:51.48 [8] (0:12.83)	1:38.65 [9] (0:12.34)	1:26.31 [9] (0:12.36)	1:13.95 [9] (0:12.11)	1:01.84 [8] (0:12.82)	0:49.02 [9] (0:12.06)	0:36.96	+0
9	11 ALERT AND READY Alisha Donald	3	61.9 600m	0:12.14 800m	2:08.15 [9] (0:16.44)	1:51.71 [9] (0:12.68)	1:39.03 [8] (0:12.32)	1:26.71 [8] (0:12.32)	1:14.39 [8] (0:12.26)	1:02.13 [9] (0:12.77)	0:49.36 [8] (0:12.14)	0:37.22	-5

Scratched: Sea Treasures (#2), Brave Boy (#7), Whyteepee (#5)



Toowoomba QLD Professional

Race 3: WESTERN CLYDESDALES BENCHMARK 60 Handicap - 2000m

15 June 2024 - 18:00



Track Rating: Good, Weather: Overcast, Rail Position: +2m Entire

Section		600m			400m		200m		Last 600m		
Field Times		0:36.05 (0:11.97)			0:24.08 (0:12.15)		0:11.93 (0:11.93)		0:36.05		
Rank	TAB	Horse/Jockey	Barrier	Top Speed [km/h]	Fastest Section	Margin			Distance Travelled [m]		
1	1	LUCKY EXCHANGE Les Tilley	7	63.5 400m	0:11.74 400m	0:35.62 [5] (0:12.06)	0:23.56 [4] (0:11.74)	0:11.82 [2] (0:11.82)	2:05.99	0:35.62	
2	4	MORDECAI Anthony Allen	2	62.3 400m	0:11.91 600m	0:35.87 [4] (0:11.91)	0:23.96 [3] (0:11.98)	0:11.98 [3] (0:11.98)	1L	0:35.87	-4
3	8	ZOU ZOUAMORE Nozi Tomizawa	9	62.1 1600m	0:11.62 1800m	0:36.67 [1] (0:11.97)	0:24.70 [1] (0:12.15)	0:12.55 [1] (0:12.55)	3.3L	0:36.67	-13
4	10	DESHORENTE Luke Tarrant	8	61.0 600m	0:12.10 1400m	0:36.70 [2] (0:12.10)	0:24.60 [2] (0:12.24)	0:12.36 [4] (0:12.36)	3.5L	0:36.70	-11
5	9	ROYAL GEORGE Olivia Webb	1	61.4 400m	0:11.95 600m	0:36.29 [6] (0:11.95)	0:24.34 [6] (0:12.02)	0:12.32 [5] (0:12.32)	5L	0:36.29	-12
6	12	GINASUE Girish Goomany	4	62.0 1600m	0:12.06 600m	0:36.35 [7] (0:12.06)	0:24.29 [7] (0:12.10)	0:12.19 [6] (0:12.19)	5.2L	0:36.35	+1
7	6	BILPA MOREA Madeleine Wishart	10	61.4 600m	0:12.21 600m	0:37.10 [3] (0:12.21)	0:24.89 [5] (0:12.34)	0:12.55 [7] (0:12.55)	7.2L	0:37.10	+2
8	3	CLEAR BLONDE Georgina Cartwright	12	61.5 600m	0:12.06 800m	0:36.96 [8] (0:12.35)	0:24.61 [9] (0:12.23)	0:12.38 [9] (0:12.38)	9.7L	0:36.96	+0
9	11	ALERT AND READY Alisha Donald	3	61.9 600m	0:12.14 800m	0:37.22 [9] (0:12.22)	0:25.00 [8] (0:12.28)	0:12.72 [8] (0:12.72)	11.5L	0:37.22	-5

Scratched: Sea Treasures (#2), Brave Boy (#7), Whyteepee (#5)

[] Ranking at each section and finish
 -:-:- No data available at this section
 NA No data available

SCN Saddle cloth number
 DNF Did not finish
 DNT Did not track



Horse/Jockey Name	Lucky Exchange
Final Rank	1
Fastest Section Time (Section)	0:11.74 (400m)
Top Speed [km/h] (Section)	63.5 (400m)
Race State	Finished



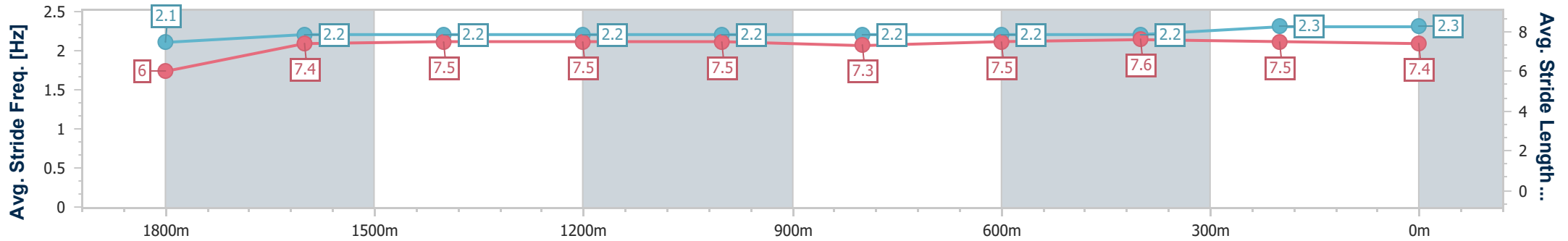
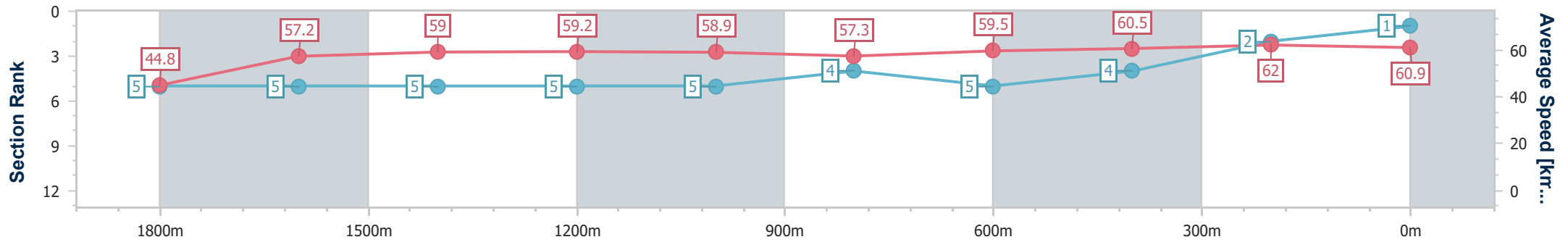
Toowoomba QLD Professional
Race 3: WESTERN CLYDESDALES BENCHMARK 60 Handicap - 2000m



15 June 2024 - 18:00

Track Rating: Good, Weather: Overcast, Rail Position: +2m Entire

Section	Overall	1800m	1600m	1400m	1200m	1000m	800m	600m	400m	200m
Section Times	2:05.99 [1] (0:16.04)	1:49.95 [5] (0:12.57)	1:37.38 [5] (0:12.26)	1:25.12 [5] (0:12.33)	1:12.79 [5] (0:12.25)	1:00.54 [5] (0:12.69)	0:47.85 [4] (0:12.23)	0:35.62 [5] (0:12.06)	0:23.56 [4] (0:11.74)	0:11.82 [2] (0:11.82)
Average Speed [km/h]	44.8	57.2	59.0	59.2	58.9	57.3	59.5	60.5	62.0	60.9
Top Speed [km/h]	57.3	57.8	60.4	60.4	60.2	60.0	60.9	61.4	63.5	63.4
Avg. Dist. to Rail [m]	2.3	1.0	1.5	2.3	3.2	3.5	2.5	2.9	3.5	3.8
Avg. Stride Freq. [Hz]	2.1	2.2	2.2	2.2	2.2	2.2	2.2	2.2	2.3	2.3
Avg. Stride Length [m]	6.0	7.4	7.5	7.5	7.5	7.3	7.5	7.6	7.5	7.4



- [] Ranking at each section and finish
- .-.- No data available at this section
- NA No data available



Horse/Jockey Name	Mordecai
Final Rank	2
Fastest Section Time (Section)	0:11.91 (600m)
Top Speed [km/h] (Section)	62.3 (400m)
Race State	Finished



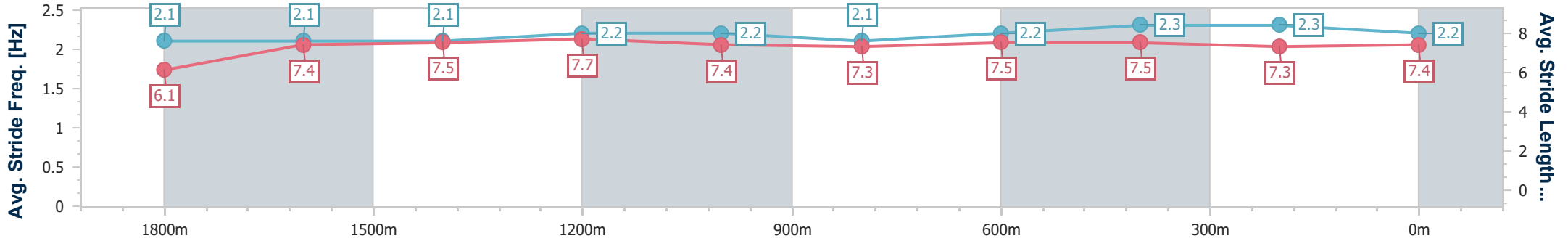
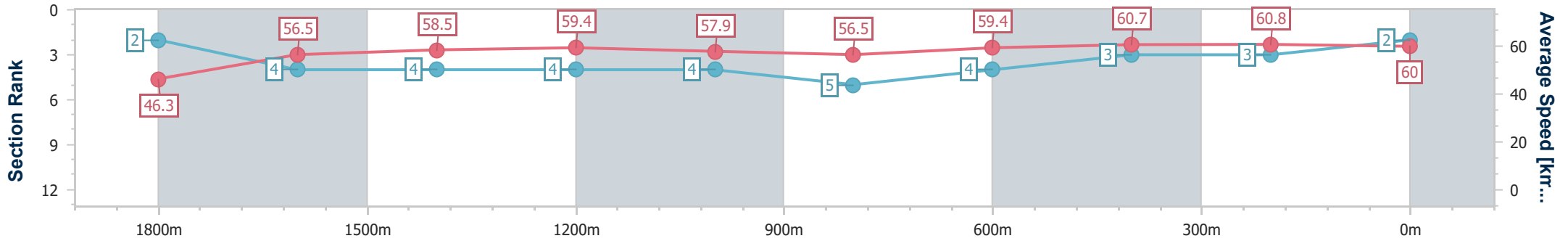
Toowoomba QLD Professional
Race 3: WESTERN CLYDESDALES BENCHMARK 60 Handicap - 2000m



15 June 2024 - 18:00

Track Rating: Good, Weather: Overcast, Rail Position: +2m Entire

Section	Overall	1800m	1600m	1400m	1200m	1000m	800m	600m	400m	200m
Section Times	2:06.20 [2] (0:15.54)	1:50.66 [2] (0:12.78)	1:37.88 [4] (0:12.38)	1:25.50 [4] (0:12.26)	1:13.24 [4] (0:12.45)	1:00.79 [4] (0:12.84)	0:47.95 [5] (0:12.08)	0:35.87 [4] (0:11.91)	0:23.96 [3] (0:11.98)	0:11.98 [3] (0:11.98)
Average Speed [km/h]	46.3	56.5	58.5	59.4	57.9	56.5	59.4	60.7	60.8	60.0
Top Speed [km/h]	57.0	58.3	60.1	60.3	60.5	58.1	60.8	62.0	62.3	61.3
Avg. Dist. to Rail [m]	2.0	0.6	1.9	1.7	2.6	2.2	0.9	0.7	3.4	3.0
Avg. Stride Freq. [Hz]	2.1	2.1	2.1	2.2	2.2	2.1	2.2	2.3	2.3	2.2
Avg. Stride Length [m]	6.1	7.4	7.5	7.7	7.4	7.3	7.5	7.5	7.3	7.4



- [] Ranking at each section and finish
- .-.- No data available at this section
- NA No data available



Horse/Jockey Name	Zou Zouamore
Final Rank	3
Fastest Section Time (Section)	0:11.62 (1800m)
Top Speed [km/h] (Section)	62.1 (1600m)
Race State	Finished



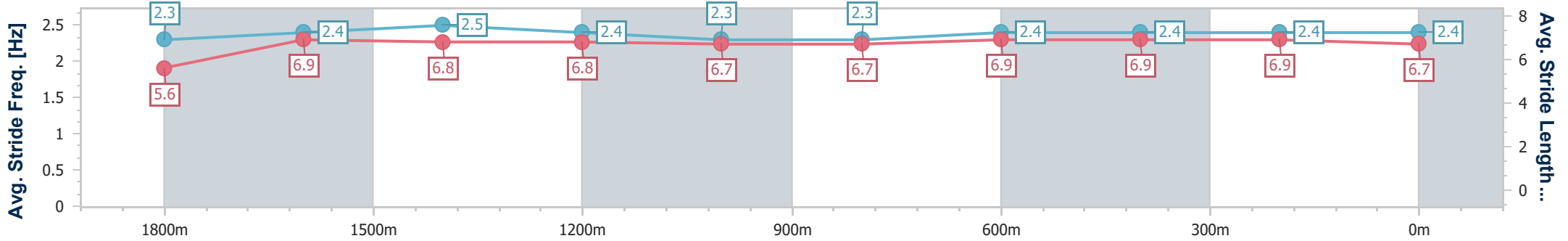
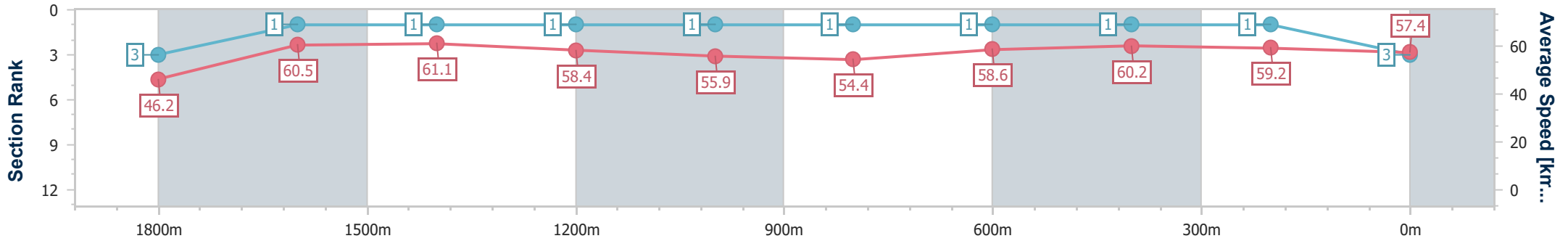
Toowoomba QLD Professional
Race 3: WESTERN CLYDESDALES BENCHMARK 60 Handicap - 2000m



15 June 2024 - 18:00

Track Rating: Good, Weather: Overcast, Rail Position: +2m Entire

Section	Overall	1800m	1600m	1400m	1200m	1000m	800m	600m	400m	200m
Section Times	2:06.61 [3] (0:15.61)	1:51.00 [3] (0:11.62)	1:39.38 [1] (0:11.79)	1:27.59 [1] (0:12.32)	1:15.27 [1] (0:12.90)	1:02.37 [1] (0:13.34)	0:49.03 [1] (0:12.36)	0:36.67 [1] (0:11.97)	0:24.70 [1] (0:12.15)	0:12.55 [1] (0:12.55)
Average Speed [km/h]	46.2	60.5	61.1	58.4	55.9	54.4	58.6	60.2	59.2	57.4
Top Speed [km/h]	60.3	61.7	62.1	61.5	57.3	56.4	61.3	62.0	60.4	59.4
Avg. Dist. to Rail [m]	3.6	4.5	1.1	0.4	2.2	1.9	2.0	0.8	1.1	0.8
Avg. Stride Freq. [Hz]	2.3	2.4	2.5	2.4	2.3	2.3	2.4	2.4	2.4	2.4
Avg. Stride Length [m]	5.6	6.9	6.8	6.8	6.7	6.7	6.9	6.9	6.9	6.7



- [] Ranking at each section and finish
- .-.- No data available at this section
- NA No data available



Horse/Jockey Name	Deshorente
Final Rank	4
Fastest Section Time (Section)	0:12.10 (1400m)
Top Speed [km/h] (Section)	61.0 (600m)
Race State	Finished



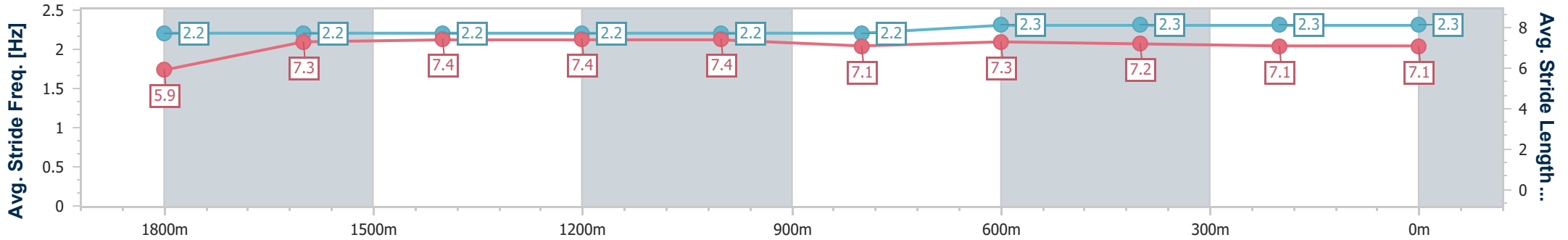
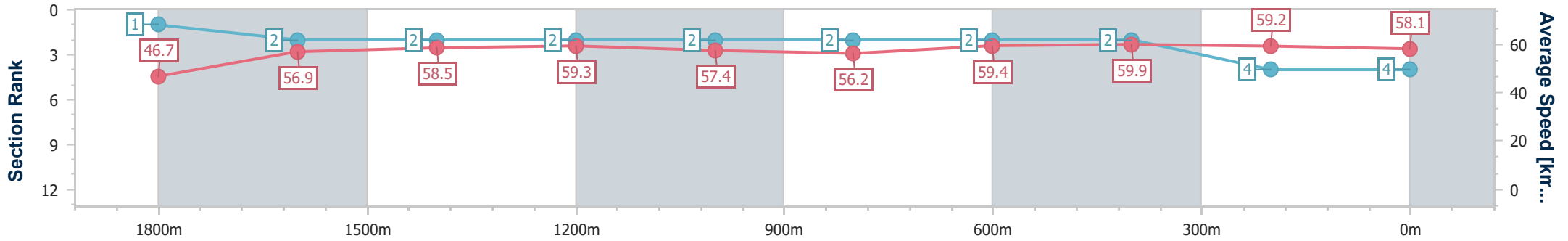
Toowoomba QLD Professional
Race 3: WESTERN CLYDESDALES BENCHMARK 60 Handicap - 2000m



15 June 2024 - 18:00

Track Rating: Good, Weather: Overcast, Rail Position: +2m Entire

Section	Overall	1800m	1600m	1400m	1200m	1000m	800m	600m	400m	200m
Section Times	2:06.67 [4] (0:15.47)	1:51.20 [1] (0:12.49)	1:38.71 [2] (0:12.26)	1:26.45 [2] (0:12.10)	1:14.35 [2] (0:12.59)	1:01.76 [2] (0:12.90)	0:48.86 [2] (0:12.16)	0:36.70 [2] (0:12.10)	0:24.60 [2] (0:12.24)	0:12.36 [4] (0:12.36)
Average Speed [km/h]	46.7	56.9	58.5	59.3	57.4	56.2	59.4	59.9	59.2	58.1
Top Speed [km/h]	57.4	58.6	60.6	59.9	58.9	58.9	60.4	61.0	59.9	59.4
Avg. Dist. to Rail [m]	2.8	2.5	0.6	0.8	1.5	1.7	1.3	1.2	1.5	0.3
Avg. Stride Freq. [Hz]	2.2	2.2	2.2	2.2	2.2	2.2	2.3	2.3	2.3	2.3
Avg. Stride Length [m]	5.9	7.3	7.4	7.4	7.4	7.1	7.3	7.2	7.1	7.1



- [] Ranking at each section and finish
- .-.- No data available at this section
- NA No data available



Horse/Jockey Name	Royal George
Final Rank	5
Fastest Section Time (Section)	0:11.95 (600m)
Top Speed [km/h] (Section)	61.4 (400m)
Race State	Finished



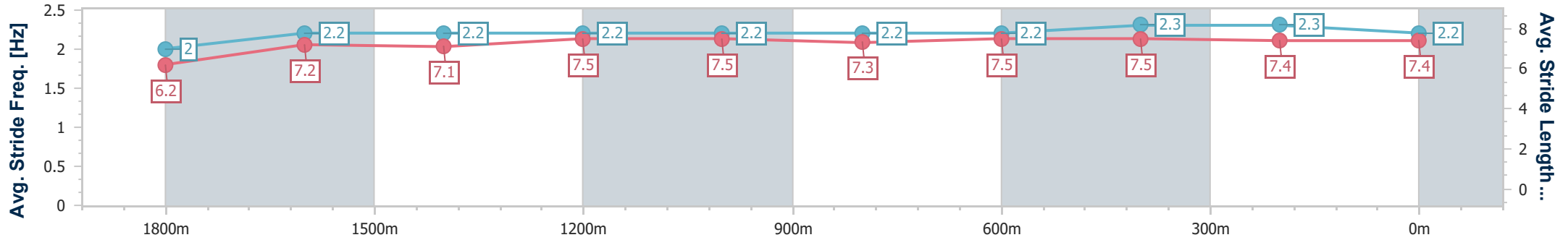
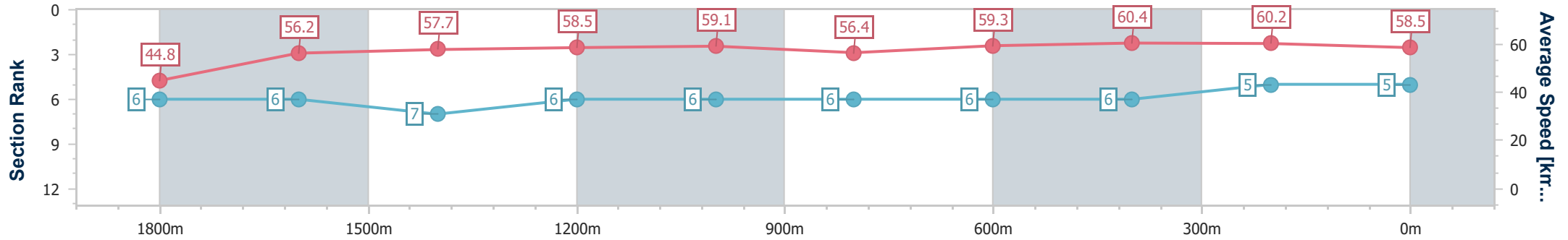
Toowoomba QLD Professional
Race 3: WESTERN CLYDESDALES BENCHMARK 60 Handicap - 2000m



15 June 2024 - 18:00

Track Rating: Good, Weather: Overcast, Rail Position: +2m Entire

Section	Overall	1800m	1600m	1400m	1200m	1000m	800m	600m	400m	200m
Section Times	2:06.96 [5] (0:16.10)	1:50.86 [6] (0:12.66)	1:38.20 [6] (0:12.48)	1:25.72 [7] (0:12.26)	1:13.46 [6] (0:12.19)	1:01.27 [6] (0:12.79)	0:48.48 [6] (0:12.19)	0:36.29 [6] (0:11.95)	0:24.34 [6] (0:12.02)	0:12.32 [5] (0:12.32)
Average Speed [km/h]	44.8	56.2	57.7	58.5	59.1	56.4	59.3	60.4	60.2	58.5
Top Speed [km/h]	57.4	57.3	59.3	61.0	60.9	57.7	59.9	61.1	61.4	61.0
Avg. Dist. to Rail [m]	2.6	2.3	0.5	0.6	0.8	1.4	0.6	0.7	0.7	0.7
Avg. Stride Freq. [Hz]	2.0	2.2	2.2	2.2	2.2	2.2	2.2	2.3	2.3	2.2
Avg. Stride Length [m]	6.2	7.2	7.1	7.5	7.5	7.3	7.5	7.5	7.4	7.4



- [] Ranking at each section and finish
- .-.- No data available at this section
- NA No data available



Horse/Jockey Name	Ginasue
Final Rank	6
Fastest Section Time (Section)	0:12.06 (600m)
Top Speed [km/h] (Section)	62.0 (1600m)
Race State	Finished



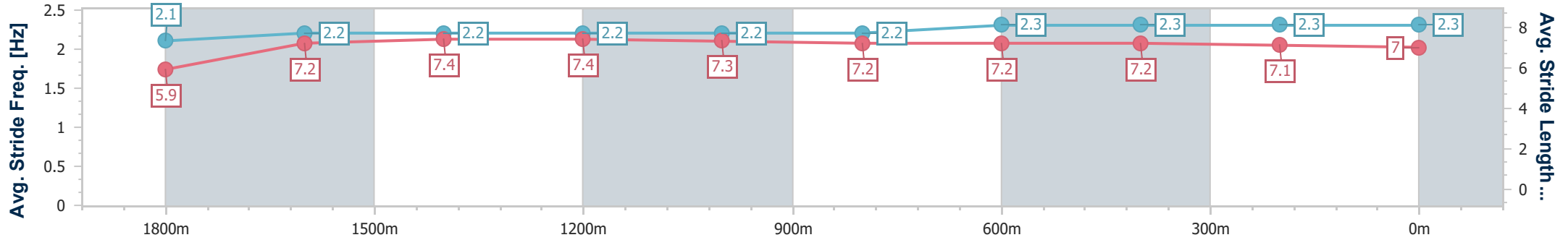
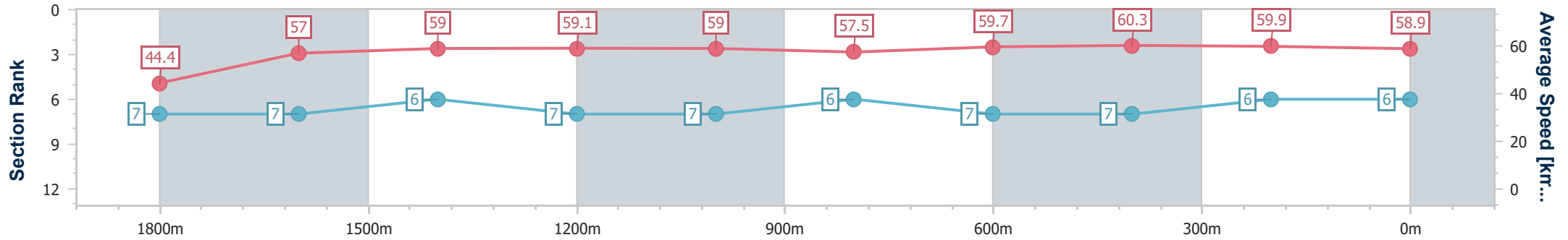
Toowoomba QLD Professional
Race 3: WESTERN CLYDESDALES BENCHMARK 60 Handicap - 2000m



15 June 2024 - 18:00

Track Rating: Good, Weather: Overcast, Rail Position: +2m Entire

Section	Overall	1800m	1600m	1400m	1200m	1000m	800m	600m	400m	200m
Section Times	2:07.02 [6] (0:16.24)	1:50.78 [7] (0:12.65)	1:38.13 [7] (0:12.28)	1:25.85 [6] (0:12.35)	1:13.50 [7] (0:12.25)	1:01.25 [7] (0:12.71)	0:48.54 [6] (0:12.19)	0:36.35 [7] (0:12.06)	0:24.29 [7] (0:12.10)	0:12.19 [6] (0:12.19)
Average Speed [km/h]	44.4	57.0	59.0	59.1	59.0	57.5	59.7	60.3	59.9	58.9
Top Speed [km/h]	55.9	58.4	62.0	61.5	61.4	59.5	61.3	61.3	60.9	59.5
Avg. Dist. to Rail [m]	1.6	0.7	1.7	2.4	4.0	4.0	3.0	2.1	1.9	2.8
Avg. Stride Freq. [Hz]	2.1	2.2	2.2	2.2	2.2	2.2	2.3	2.3	2.3	2.3
Avg. Stride Length [m]	5.9	7.2	7.4	7.4	7.3	7.2	7.2	7.2	7.1	7.0



- [] Ranking at each section and finish
- .-.- No data available at this section
- NA No data available



Horse/Jockey Name	Bilpa Morea
Final Rank	7
Fastest Section Time (Section)	0:12.21 (600m)
Top Speed [km/h] (Section)	61.4 (600m)
Race State	Finished



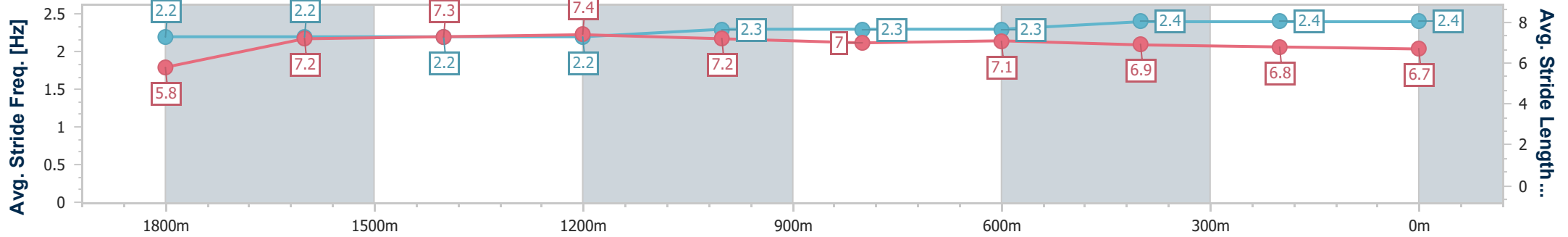
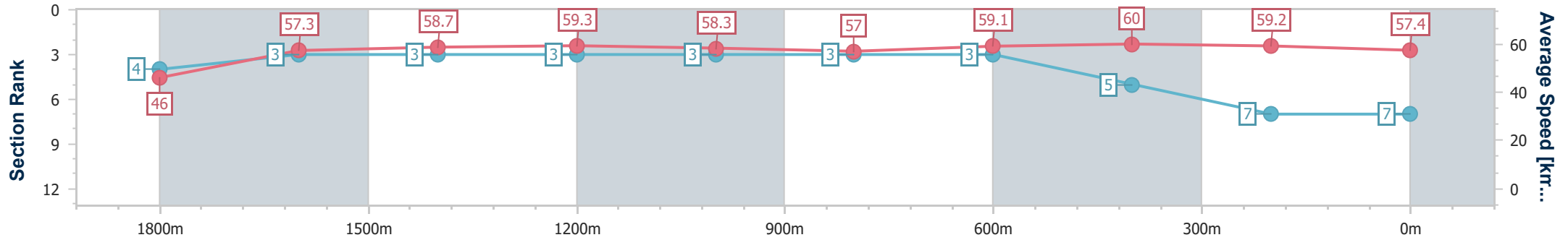
Toowoomba QLD Professional
Race 3: WESTERN CLYDESDALES BENCHMARK 60 Handicap - 2000m



15 June 2024 - 18:00

Track Rating: Good, Weather: Overcast, Rail Position: +2m Entire

Section	Overall	1800m	1600m	1400m	1200m	1000m	800m	600m	400m	200m
Section Times	2:07.38 [7] (0:15.65)	1:51.73 [4] (0:12.55)	1:39.18 [3] (0:12.34)	1:26.84 [3] (0:12.23)	1:14.61 [3] (0:12.40)	1:02.21 [3] (0:12.79)	0:49.42 [3] (0:12.32)	0:37.10 [3] (0:12.21)	0:24.89 [5] (0:12.34)	0:12.55 [7] (0:12.55)
Average Speed [km/h]	46.0	57.3	58.7	59.3	58.3	57.0	59.1	60.0	59.2	57.4
Top Speed [km/h]	58.5	58.1	60.4	60.2	60.3	58.7	60.9	61.4	60.5	58.5
Avg. Dist. to Rail [m]	3.6	0.5	1.6	1.5	3.3	3.1	3.3	3.6	3.6	3.1
Avg. Stride Freq. [Hz]	2.2	2.2	2.2	2.2	2.3	2.3	2.3	2.4	2.4	2.4
Avg. Stride Length [m]	5.8	7.2	7.3	7.4	7.2	7.0	7.1	6.9	6.8	6.7



- [] Ranking at each section and finish
- .-.- No data available at this section
- NA No data available



Horse/Jockey Name	Clear Blonde
Final Rank	8
Fastest Section Time (Section)	0:12.06 (800m)
Top Speed [km/h] (Section)	61.5 (600m)
Race State	Finished



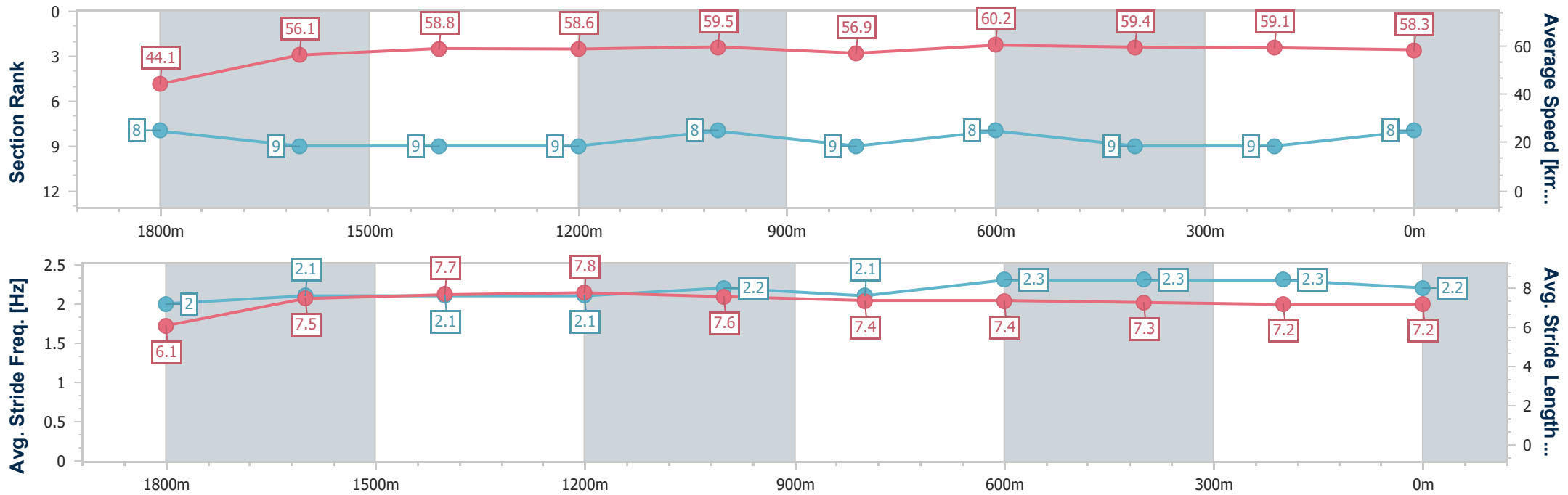
Toowoomba QLD Professional
Race 3: WESTERN CLYDESDALES BENCHMARK 60 Handicap - 2000m



15 June 2024 - 18:00

Track Rating: Good, Weather: Overcast, Rail Position: +2m Entire

Section	Overall	1800m	1600m	1400m	1200m	1000m	800m	600m	400m	200m
Section Times	2:07.82 [8] (0:16.34)	1:51.48 [8] (0:12.83)	1:38.65 [9] (0:12.34)	1:26.31 [9] (0:12.36)	1:13.95 [9] (0:12.11)	1:01.84 [8] (0:12.82)	0:49.02 [9] (0:12.06)	0:36.96 [8] (0:12.35)	0:24.61 [9] (0:12.23)	0:12.38 [9] (0:12.38)
Average Speed [km/h]	44.1	56.1	58.8	58.6	59.5	56.9	60.2	59.4	59.1	58.3
Top Speed [km/h]	56.5	58.4	60.2	61.1	61.5	58.2	61.4	61.5	59.9	59.5
Avg. Dist. to Rail [m]	3.8	0.8	1.9	1.3	3.8	3.1	3.4	4.0	1.0	0.5
Avg. Stride Freq. [Hz]	2.0	2.1	2.1	2.1	2.2	2.1	2.3	2.3	2.3	2.2
Avg. Stride Length [m]	6.1	7.5	7.7	7.8	7.6	7.4	7.4	7.3	7.2	7.2



- [] Ranking at each section and finish
- .-.- No data available at this section
- NA No data available



Horse/Jockey Name	Alert And Ready
Final Rank	9
Fastest Section Time (Section)	0:12.14 (800m)
Top Speed [km/h] (Section)	61.9 (600m)
Race State	Finished



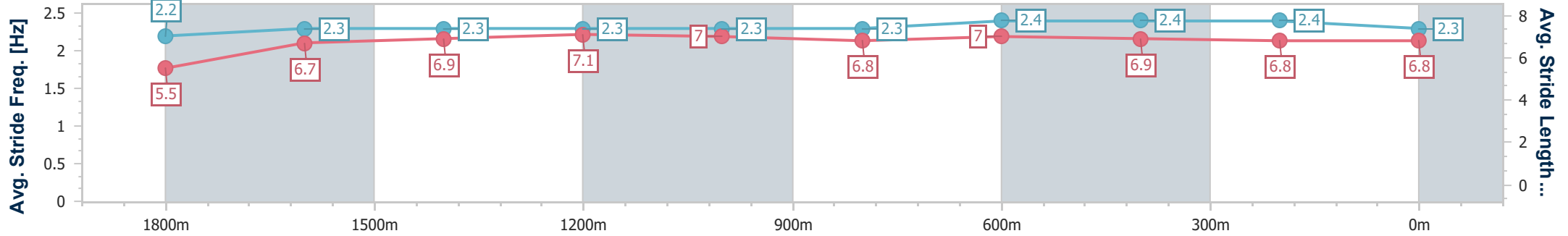
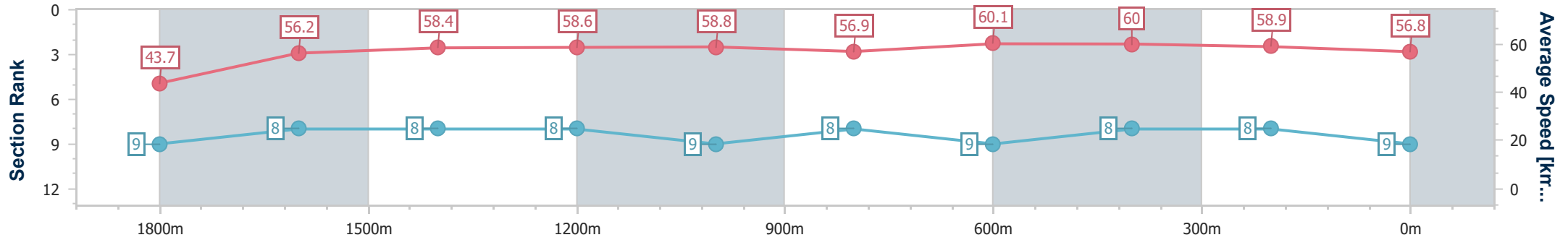
Toowoomba QLD Professional
Race 3: WESTERN CLYDESDALES BENCHMARK 60 Handicap - 2000m



15 June 2024 - 18:00

Track Rating: Good, Weather: Overcast, Rail Position: +2m Entire

Section	Overall	1800m	1600m	1400m	1200m	1000m	800m	600m	400m	200m
Section Times	2:08.15 [9] (0:16.44)	1:51.71 [9] (0:12.68)	1:39.03 [8] (0:12.32)	1:26.71 [8] (0:12.32)	1:14.39 [8] (0:12.26)	1:02.13 [9] (0:12.77)	0:49.36 [8] (0:12.14)	0:37.22 [9] (0:12.22)	0:25.00 [8] (0:12.28)	0:12.72 [8] (0:12.72)
Average Speed [km/h]	43.7	56.2	58.4	58.6	58.8	56.9	60.1	60.0	58.9	56.8
Top Speed [km/h]	57.4	56.9	59.5	60.5	61.0	59.2	61.3	61.9	60.1	58.6
Avg. Dist. to Rail [m]	3.6	2.6	0.5	0.5	2.2	2.5	4.1	3.8	2.3	3.6
Avg. Stride Freq. [Hz]	2.2	2.3	2.3	2.3	2.3	2.3	2.4	2.4	2.4	2.3
Avg. Stride Length [m]	5.5	6.7	6.9	7.1	7.0	6.8	7.0	6.9	6.8	6.8



- [] Ranking at each section and finish
- .-.- No data available at this section
- NA No data available



Toowoomba QLD Professional

Race 4: MNP SECURITY QTIS Three-Year-Old Maiden Plate - 1200m

15 June 2024 - 18:38



Track Rating: Good 3, Weather: Fine, Rail Position: +2m Entire

Section		Field Times											Last 600m	
		Overall	1000m	800m	600m	400m	200m						0:37.13	
		1:13.10 (0:13.64)	0:59.46 (0:10.82)	0:48.64 (0:11.51)	0:37.13 (0:12.25)	0:24.88 (0:12.58)	0:12.30 (0:12.30)							
Rank	TAB	Horse/Jockey	Barrier	Top Speed [km/h]	Fastest Section							Margin	Distance Travelled [m]	
1	12	SHOUTS ALL DAY Madeleine Wishart	8	67.1 1000m	0:10.96 1000m	1:13.10 [1] (0:14.09)	0:59.01 [7] (0:10.96)	0:48.05 [7] (0:11.42)	0:36.63 [7] (0:12.19)	0:24.44 [5] (0:12.14)	0:12.30 [1] (0:12.30)	1:13.10	0:36.63	
2	5	COSMIC BEAUTY Rikki Jamieson	13	68.5 Overall	0:10.84 1000m	1:13.81 [2] (0:13.64)	1:00.17 [1] (0:10.84)	0:49.33 [2] (0:11.62)	0:37.71 [2] (0:12.26)	0:25.45 [3] (0:12.49)	0:12.96 [2] (0:12.96)	4L	0:37.71	+6
3	6	GERALDINE'S WISH Kenji Yoshida	12	67.7 1000m	0:10.91 1000m	1:13.84 [3] (0:13.88)	0:59.96 [5] (0:10.91)	0:49.05 [6] (0:11.61)	0:37.44 [6] (0:12.37)	0:25.07 [6] (0:12.56)	0:12.51 [6] (0:12.51)	4.1L	0:37.44	+6
4	13	WINDOW TAPPER Stacey Callow	6	66.2 1000m	0:11.15 1000m	1:13.92 [4] (0:14.24)	0:59.68 [8] (0:11.15)	0:48.53 [8] (0:11.54)	0:36.99 [8] (0:12.17)	0:24.82 [8] (0:12.28)	0:12.54 [7] (0:12.54)	4.5L	0:36.99	-1
5	2	ONOMATOPOEIA Landan Sykes	3	65.1 800m	0:11.33 1000m	1:13.99 [5] (0:14.66)	0:59.33 [10] (0:11.33)	0:48.00 [10] (0:11.40)	0:36.60 [10] (0:11.94)	0:24.66 [9] (0:12.34)	0:12.32 [8] (0:12.32)	4.8L	0:36.60	+3
6	14	ZOUWALER Nathan Fazackerley	5	68.3 1000m	0:10.89 1000m	1:14.06 [6] (0:13.83)	1:00.23 [4] (0:10.89)	0:49.34 [4] (0:11.56)	0:37.78 [4] (0:12.30)	0:25.48 [4] (0:12.53)	0:12.95 [5] (0:12.95)	5.1L	0:37.78	+7
7	1	CURIOUS MAGIC Luke Tarrant	11	68.9 1000m	0:10.72 1000m	1:14.11 [7] (0:13.74)	1:00.37 [3] (0:10.72)	0:49.65 [1] (0:11.51)	0:38.14 [1] (0:12.25)	0:25.89 [1] (0:12.68)	0:13.21 [3] (0:13.21)	5.3L	0:38.14	+1
8	4	VELOCE METEOR Anthony Allen	1	69.1 1000m	0:10.75 1000m	1:14.46 [8] (0:13.99)	1:00.47 [6] (0:10.75)	0:49.72 [5] (0:11.43)	0:38.29 [3] (0:12.13)	0:26.16 [2] (0:12.75)	0:13.41 [4] (0:13.41)	7.3L	0:38.29	+0
9	10	ROCK A BYE IVY Alisha Donald	7	64.9 1000m	0:11.48 1000m	1:14.75 [9] (0:14.30)	1:00.45 [9] (0:11.48)	0:48.97 [9] (0:11.54)	0:37.43 [9] (0:12.45)	0:24.98 [10] (0:12.54)	0:12.44 [10] (0:12.44)	8.8L	0:37.43	+9
10	9	POW NOW Les Tilley	15	69.3 1000m	0:10.89 1000m	1:16.20 [10] (0:13.65)	1:02.55 [2] (0:10.89)	0:51.66 [3] (0:11.76)	0:39.90 [5] (0:12.54)	0:27.36 [7] (0:13.28)	0:14.08 [9] (0:14.08)	17.1L	0:39.90	+11

Scratched: Outta Beauty (#16), Kicks And Giggles (#15), Shintaro Lass (#11), Optimus Maximus (#3), Hurricane Harlow (#7)

[] Ranking at each section and finish
 -:-:- No data available at this section
 NA No data available

SCN Saddle cloth number
 DNF Did not finish
 DNT Did not track



Toowoomba QLD Professional

Race 4: MNP SECURITY QTIS Three-Year-Old Maiden Plate - 1200m

15 June 2024 - 18:38



Track Rating: Good 3, Weather: Fine, Rail Position: +2m Entire

Section	Overall	1000m	800m	600m	400m	200m	Last 600m
Field Times	1:13.10 (0:13.64)	0:59.46 (0:10.82)	0:48.64 (0:11.51)	0:37.13 (0:12.25)	0:24.88 (0:12.58)	0:12.30 (0:12.30)	0:37.13

Rank	TAB	Horse/Jockey	Barrier	Top Speed [km/h]	Fastest Section	Margin	Distance Travelled [m]
11	8	NO MORE SCOTCH Cecily Eaton	2	63.6 1000m	0:11.36 1000m	17.9L	-5
					1:16.37 [11] (0:15.10)		
					1:01.27 [11] (0:11.36)		
					0:49.91 [11] (0:11.68)		
					0:38.23 [11] (0:12.18)		
					0:26.05 [11] (0:12.88)		
					0:13.17 [11] (0:13.17)		

Scratched: Outta Beauty (#16), Kicks And Giggles (#15), Shintaro Lass (#11), Optimus Maximus (#3), Hurricane Harlow (#7)



Horse/Jockey Name	Shouts All Day
Final Rank	1
Fastest Section Time (Section)	0:10.96 (1000m)
Top Speed [km/h] (Section)	67.1 (1000m)
Race State	Finished



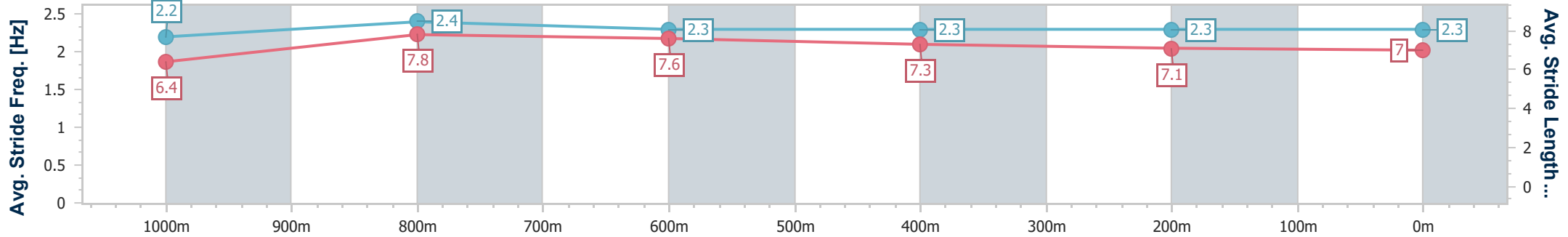
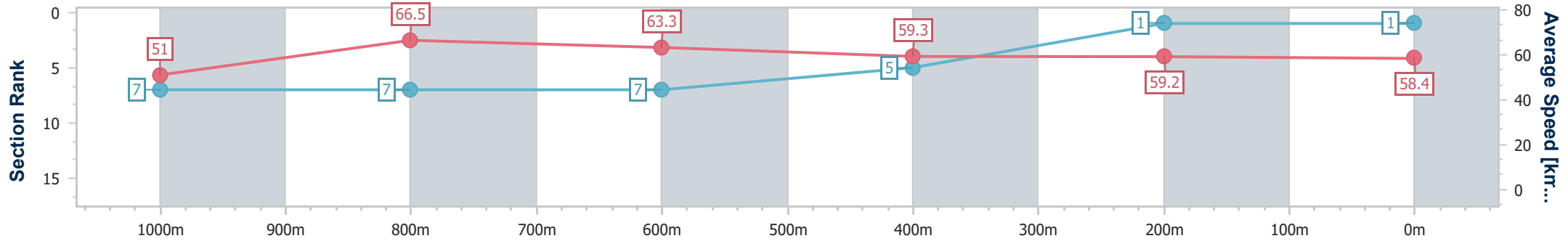
Toowoomba QLD Professional
 Race 4: MNP SECURITY QTIS Three-Year-Old Maiden Plate - 1200m



15 June 2024 - 18:38

Track Rating: Good 3, Weather: Fine, Rail Position: +2m Entire

Section	Overall	1000m	800m	600m	400m	200m
Section Times	1:13.10 [1] (0:14.09)	0:59.01 [7] (0:10.96)	0:48.05 [7] (0:11.42)	0:36.63 [7] (0:12.19)	0:24.44 [5] (0:12.14)	0:12.30 [1] (0:12.30)
Average Speed [km/h]	51.0	66.5	63.3	59.3	59.2	58.4
Top Speed [km/h]	66.9	67.1	66.3	61.9	60.0	60.0
Avg. Dist. to Rail [m]	4.7	2.2	1.8	0.8	1.1	1.8
Avg. Stride Freq. [Hz]	2.2	2.4	2.3	2.3	2.3	2.3
Avg. Stride Length [m]	6.4	7.8	7.6	7.3	7.1	7.0



- [] Ranking at each section and finish
- .-.- No data available at this section
- NA No data available



Horse/Jockey Name	Cosmic Beauty
Final Rank	2
Fastest Section Time (Section)	0:10.84 (1000m)
Top Speed [km/h] (Section)	68.5 (Overall)
Race State	Finished



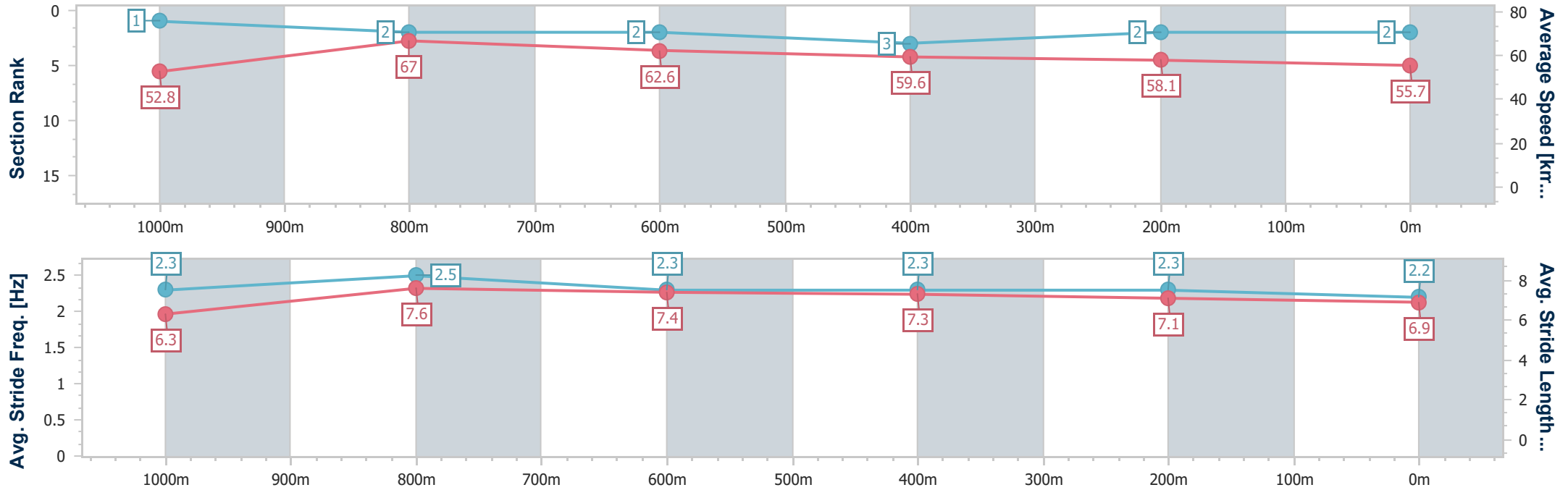
Toowoomba QLD Professional
 Race 4: MNP SECURITY QTIS Three-Year-Old Maiden Plate - 1200m



15 June 2024 - 18:38

Track Rating: Good 3, Weather: Fine, Rail Position: +2m Entire

Section	Overall	1000m	800m	600m	400m	200m
Section Times	1:13.81 [2] (0:13.64)	1:00.17 [1] (0:10.84)	0:49.33 [2] (0:11.62)	0:37.71 [2] (0:12.26)	0:25.45 [3] (0:12.49)	0:12.96 [2] (0:12.96)
Average Speed [km/h]	52.8	67.0	62.6	59.6	58.1	55.7
Top Speed [km/h]	68.5	68.3	64.3	61.8	59.6	56.6
Avg. Dist. to Rail [m]	8.2	2.0	2.6	2.5	3.7	1.7
Avg. Stride Freq. [Hz]	2.3	2.5	2.3	2.3	2.3	2.2
Avg. Stride Length [m]	6.3	7.6	7.4	7.3	7.1	6.9



- [] Ranking at each section and finish
- .-.- No data available at this section
- NA No data available



Horse/Jockey Name	Geraldine's Wish
Final Rank	3
Fastest Section Time (Section)	0:10.91 (1000m)
Top Speed [km/h] (Section)	67.7 (1000m)
Race State	Finished



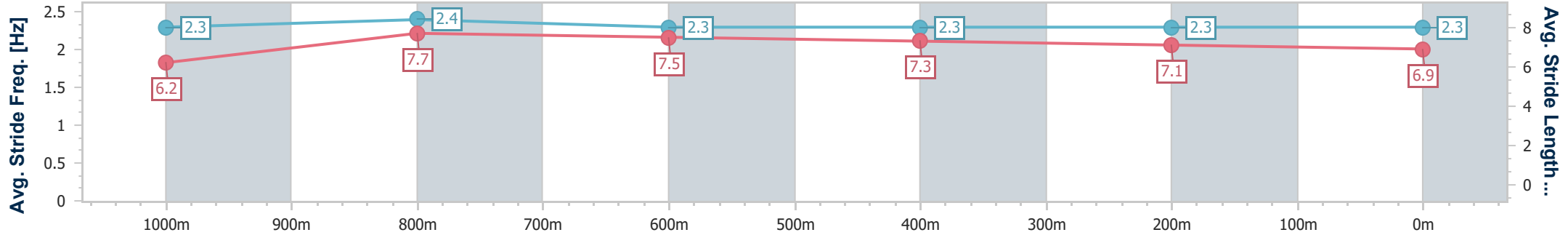
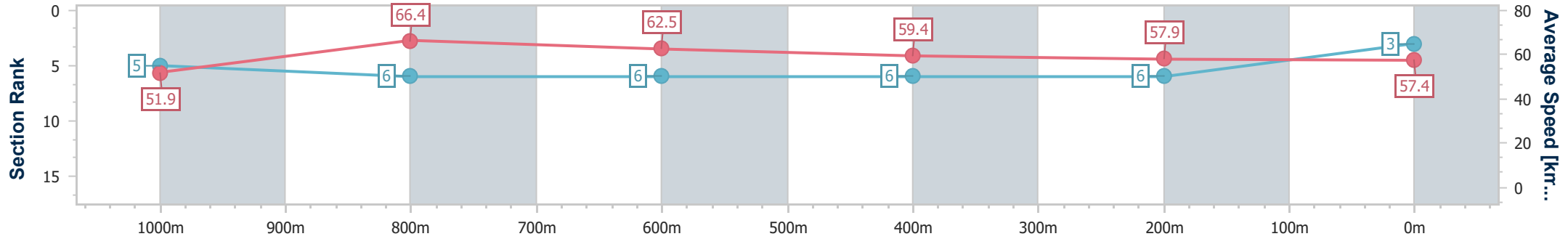
Toowoomba QLD Professional
 Race 4: MNP SECURITY QTIS Three-Year-Old Maiden Plate - 1200m



15 June 2024 - 18:38

Track Rating: Good 3, Weather: Fine, Rail Position: +2m Entire

Section	Overall	1000m	800m	600m	400m	200m
Section Times	1:13.84 [3] (0:13.88)	0:59.96 [5] (0:10.91)	0:49.05 [6] (0:11.61)	0:37.44 [6] (0:12.37)	0:25.07 [6] (0:12.56)	0:12.51 [6] (0:12.51)
Average Speed [km/h]	51.9	66.4	62.5	59.4	57.9	57.4
Top Speed [km/h]	66.5	67.7	65.3	61.3	59.0	59.3
Avg. Dist. to Rail [m]	7.0	2.3	2.6	3.4	3.6	4.8
Avg. Stride Freq. [Hz]	2.3	2.4	2.3	2.3	2.3	2.3
Avg. Stride Length [m]	6.2	7.7	7.5	7.3	7.1	6.9



- [] Ranking at each section and finish
- .-.- No data available at this section
- NA No data available



Horse/Jockey Name	Window Tapper
Final Rank	4
Fastest Section Time (Section)	0:11.15 (1000m)
Top Speed [km/h] (Section)	66.2 (1000m)
Race State	Finished



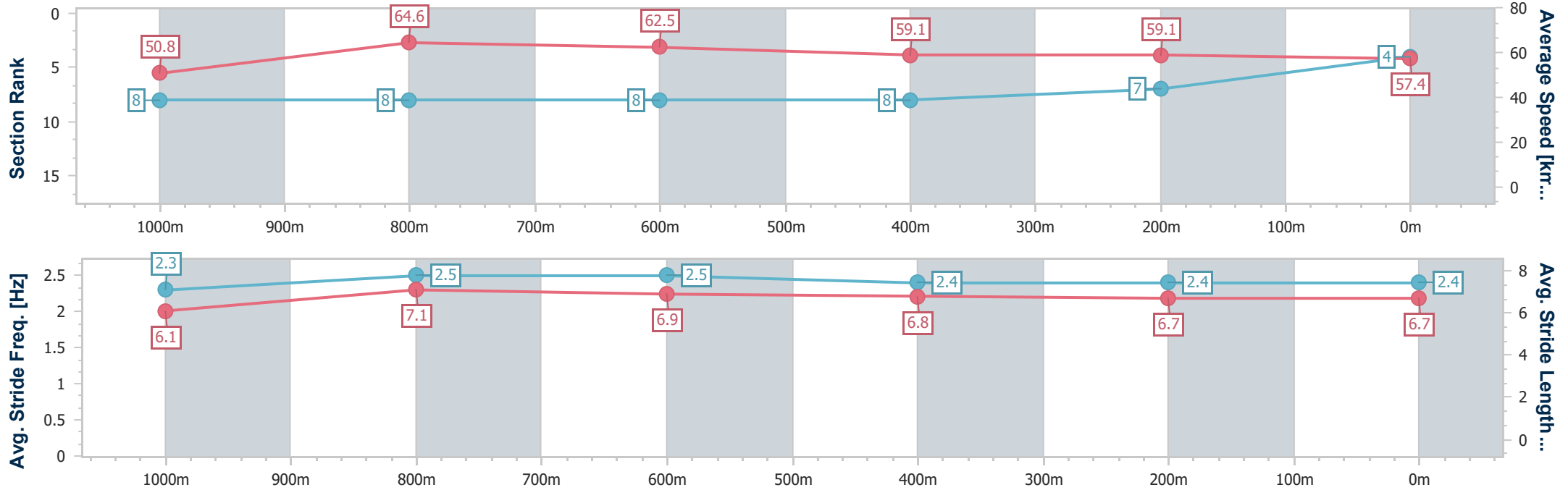
Toowoomba QLD Professional
Race 4: MNP SECURITY QTIS Three-Year-Old Maiden Plate - 1200m



15 June 2024 - 18:38

Track Rating: Good 3, Weather: Fine, Rail Position: +2m Entire

Section	Overall	1000m	800m	600m	400m	200m
Section Times	1:13.92 [4] (0:14.24)	0:59.68 [8] (0:11.15)	0:48.53 [8] (0:11.54)	0:36.99 [8] (0:12.17)	0:24.82 [8] (0:12.28)	0:12.54 [7] (0:12.54)
Average Speed [km/h]	50.8	64.6	62.5	59.1	59.1	57.4
Top Speed [km/h]	65.8	66.2	64.0	61.5	61.0	58.1
Avg. Dist. to Rail [m]	3.6	0.4	0.6	0.3	2.9	6.6
Avg. Stride Freq. [Hz]	2.3	2.5	2.5	2.4	2.4	2.4
Avg. Stride Length [m]	6.1	7.1	6.9	6.8	6.7	6.7



- [] Ranking at each section and finish
- .-.- No data available at this section
- NA No data available



Horse/Jockey Name	Onomatopoeia
Final Rank	5
Fastest Section Time (Section)	0:11.33 (1000m)
Top Speed [km/h] (Section)	65.1 (800m)
Race State	Finished



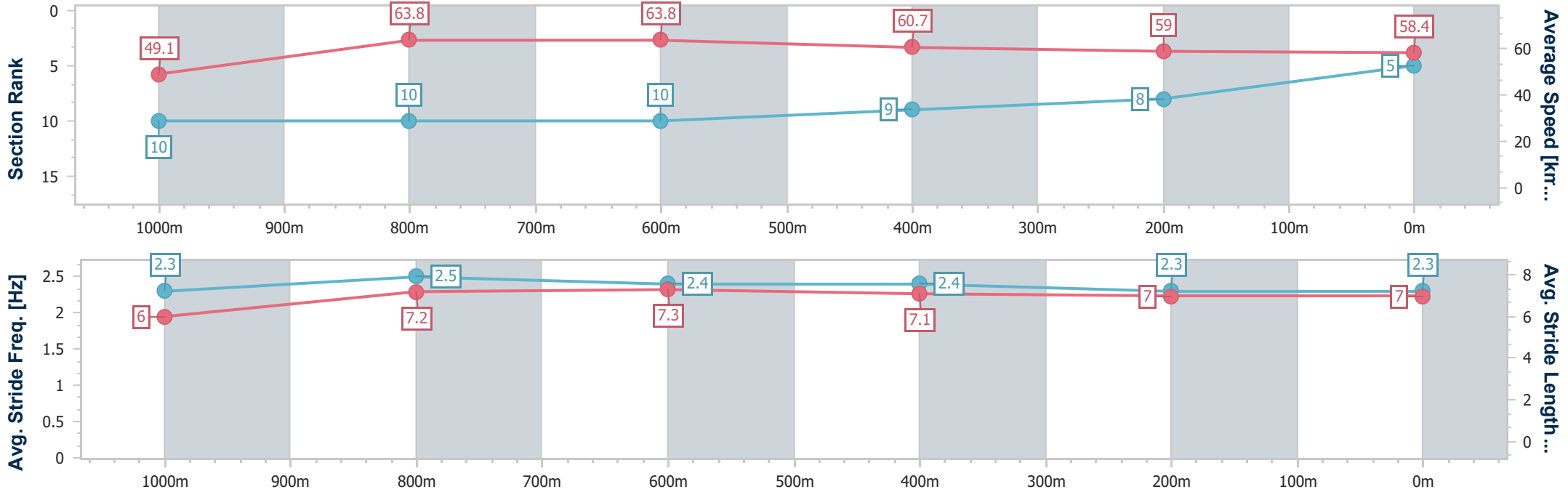
Toowoomba QLD Professional
Race 4: MNP SECURITY QTIS Three-Year-Old Maiden Plate - 1200m



15 June 2024 - 18:38

Track Rating: Good 3, Weather: Fine, Rail Position: +2m Entire

Section	Overall	1000m	800m	600m	400m	200m
Section Times	1:13.99 [5] (0:14.66)	0:59.33 [10] (0:11.33)	0:48.00 [10] (0:11.40)	0:36.60 [10] (0:11.94)	0:24.66 [9] (0:12.34)	0:12.32 [8] (0:12.32)
Average Speed [km/h]	49.1	63.8	63.8	60.7	59.0	58.4
Top Speed [km/h]	63.2	64.7	65.1	63.7	60.0	59.5
Avg. Dist. to Rail [m]	3.7	1.9	1.6	2.1	2.1	1.4
Avg. Stride Freq. [Hz]	2.3	2.5	2.4	2.4	2.3	2.3
Avg. Stride Length [m]	6.0	7.2	7.3	7.1	7.0	7.0



- [] Ranking at each section and finish
- .-.- No data available at this section
- NA No data available



Horse/Jockey Name	Zouwaler
Final Rank	6
Fastest Section Time (Section)	0:10.89 (1000m)
Top Speed [km/h] (Section)	68.3 (1000m)
Race State	Finished



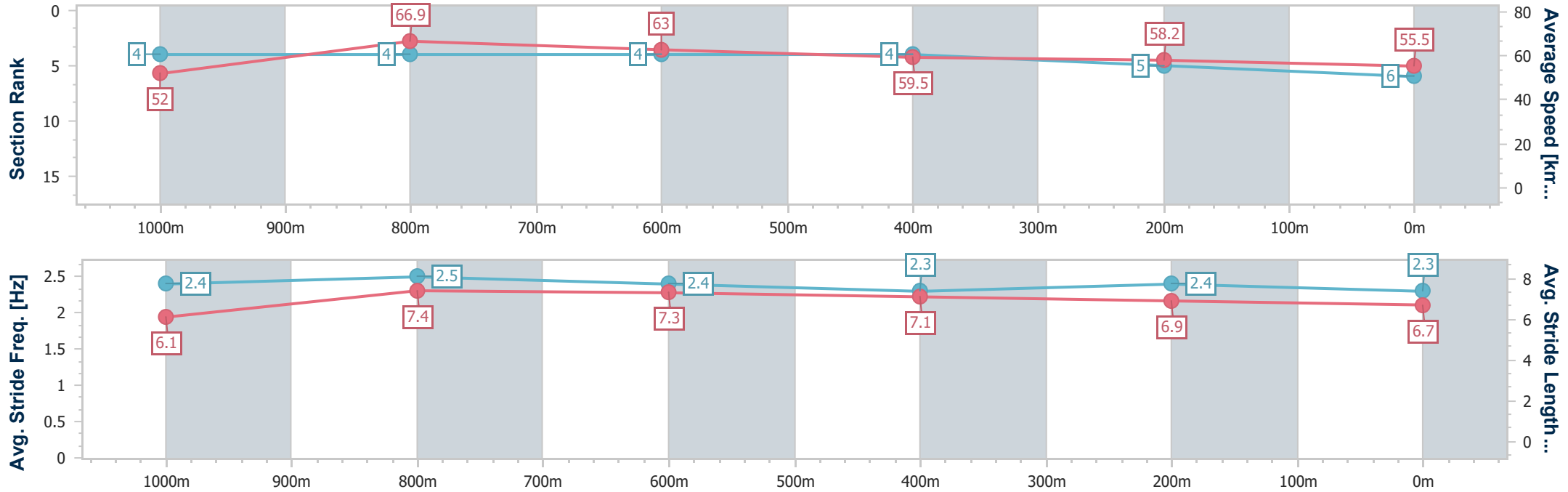
Toowoomba QLD Professional
Race 4: MNP SECURITY QTIS Three-Year-Old Maiden Plate - 1200m



15 June 2024 - 18:38

Track Rating: Good 3, Weather: Fine, Rail Position: +2m Entire

Section	Overall	1000m	800m	600m	400m	200m
Section Times	1:14.06 [6] (0:13.83)	1:00.23 [4] (0:10.89)	0:49.34 [4] (0:11.56)	0:37.78 [4] (0:12.30)	0:25.48 [4] (0:12.53)	0:12.95 [5] (0:12.95)
Average Speed [km/h]	52.0	66.9	63.0	59.5	58.2	55.5
Top Speed [km/h]	66.9	68.3	65.7	61.5	59.1	57.1
Avg. Dist. to Rail [m]	3.2	2.8	3.6	3.1	3.8	3.5
Avg. Stride Freq. [Hz]	2.4	2.5	2.4	2.3	2.4	2.3
Avg. Stride Length [m]	6.1	7.4	7.3	7.1	6.9	6.7



- [] Ranking at each section and finish
- .-.- No data available at this section
- NA No data available



Horse/Jockey Name	Curious Magic
Final Rank	7
Fastest Section Time (Section)	0:10.72 (1000m)
Top Speed [km/h] (Section)	68.9 (1000m)
Race State	Finished



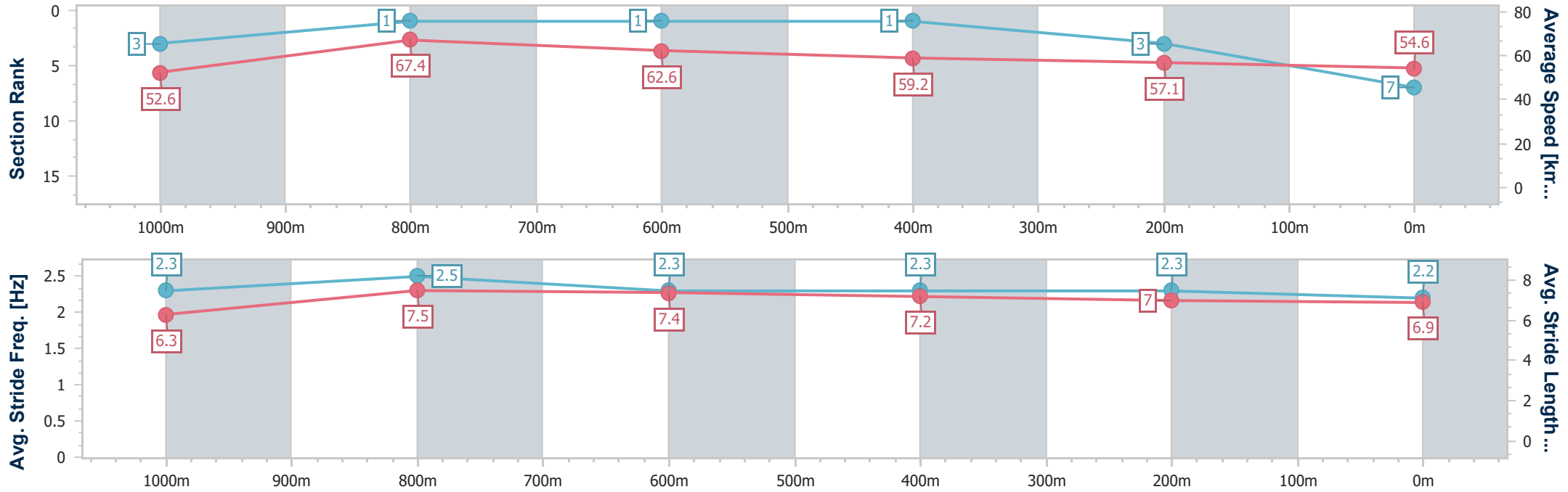
Toowoomba QLD Professional
 Race 4: MNP SECURITY QTIS Three-Year-Old Maiden Plate - 1200m



15 June 2024 - 18:38

Track Rating: Good 3, Weather: Fine, Rail Position: +2m Entire

Section	Overall	1000m	800m	600m	400m	200m
Section Times	1:14.11 [7] (0:13.74)	1:00.37 [3] (0:10.72)	0:49.65 [1] (0:11.51)	0:38.14 [1] (0:12.25)	0:25.89 [1] (0:12.68)	0:13.21 [3] (0:13.21)
Average Speed [km/h]	52.6	67.4	62.6	59.2	57.1	54.6
Top Speed [km/h]	68.6	68.9	67.0	61.2	58.6	56.3
Avg. Dist. to Rail [m]	6.3	1.6	0.8	1.2	1.3	0.8
Avg. Stride Freq. [Hz]	2.3	2.5	2.3	2.3	2.3	2.2
Avg. Stride Length [m]	6.3	7.5	7.4	7.2	7.0	6.9



- [] Ranking at each section and finish
- .-.- No data available at this section
- NA No data available



Horse/Jockey Name	Veloce Meteor
Final Rank	8
Fastest Section Time (Section)	0:10.75 (1000m)
Top Speed [km/h] (Section)	69.1 (1000m)
Race State	Finished



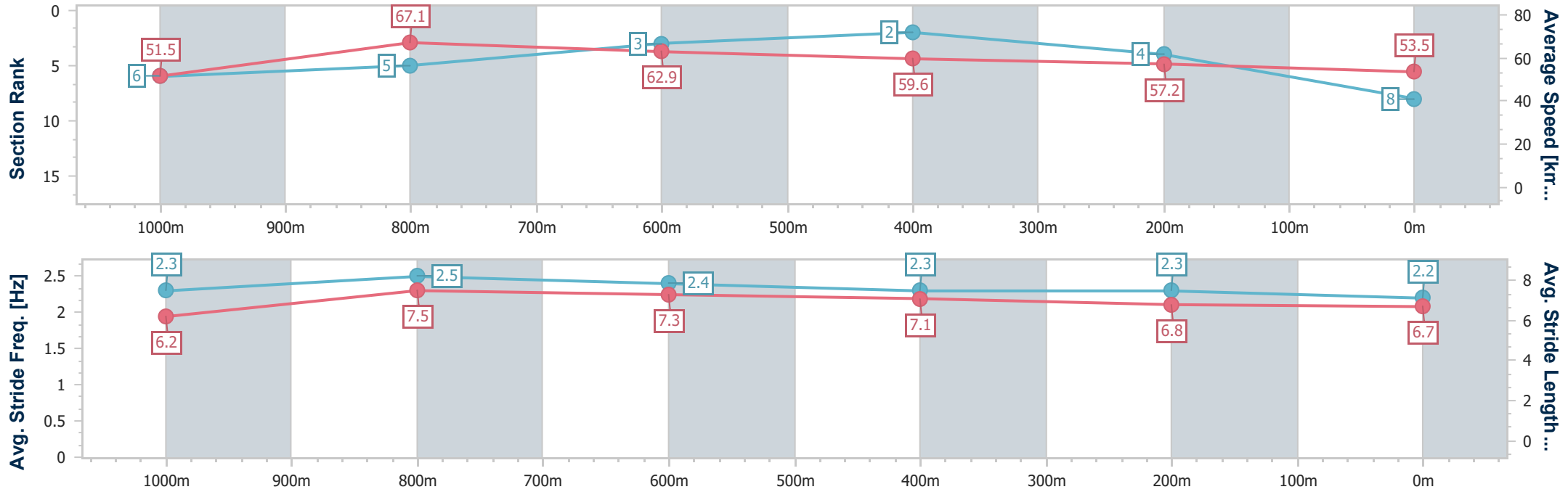
Toowoomba QLD Professional
Race 4: MNP SECURITY QTIS Three-Year-Old Maiden Plate - 1200m



15 June 2024 - 18:38

Track Rating: Good 3, Weather: Fine, Rail Position: +2m Entire

Section	Overall	1000m	800m	600m	400m	200m
Section Times	1:14.46 [8] (0:13.99)	1:00.47 [6] (0:10.75)	0:49.72 [5] (0:11.43)	0:38.29 [3] (0:12.13)	0:26.16 [2] (0:12.75)	0:13.41 [4]
Average Speed [km/h]	51.5	67.1	62.9	59.6	57.2	53.5
Top Speed [km/h]	68.7	69.1	65.0	61.0	58.3	56.3
Avg. Dist. to Rail [m]	1.1	0.7	0.5	1.1	3.5	1.2
Avg. Stride Freq. [Hz]	2.3	2.5	2.4	2.3	2.3	2.2
Avg. Stride Length [m]	6.2	7.5	7.3	7.1	6.8	6.7



- [] Ranking at each section and finish
- .-.- No data available at this section
- NA No data available



Horse/Jockey Name	Rock A Bye Ivy
Final Rank	9
Fastest Section Time (Section)	0:11.48 (1000m)
Top Speed [km/h] (Section)	64.9 (1000m)
Race State	Finished



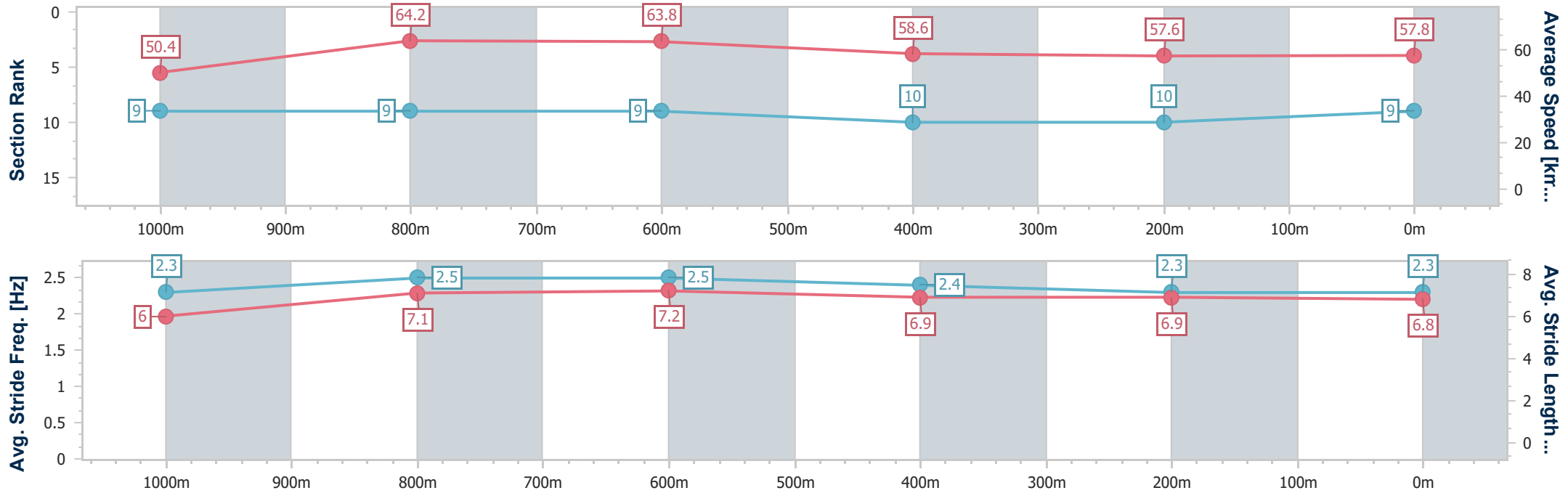
Toowoomba QLD Professional
Race 4: MNP SECURITY QTIS Three-Year-Old Maiden Plate - 1200m



15 June 2024 - 18:38

Track Rating: Good 3, Weather: Fine, Rail Position: +2m Entire

Section	Overall	1000m	800m	600m	400m	200m
Section Times	1:14.75 [9] (0:14.30)	1:00.45 [9] (0:11.48)	0:48.97 [9] (0:11.54)	0:37.43 [9] (0:12.45)	0:24.98 [10] (0:12.54)	0:12.44 [10] (0:12.44)
Average Speed [km/h]	50.4	64.2	63.8	58.6	57.6	57.8
Top Speed [km/h]	63.5	64.9	64.6	62.8	58.7	58.7
Avg. Dist. to Rail [m]	6.7	5.5	5.8	3.0	0.6	0.9
Avg. Stride Freq. [Hz]	2.3	2.5	2.5	2.4	2.3	2.3
Avg. Stride Length [m]	6.0	7.1	7.2	6.9	6.9	6.8



- [] Ranking at each section and finish
- .-.- No data available at this section
- NA No data available



Horse/Jockey Name	Pow Now
Final Rank	10
Fastest Section Time (Section)	0:10.89 (1000m)
Top Speed [km/h] (Section)	69.3 (1000m)
Race State	Finished



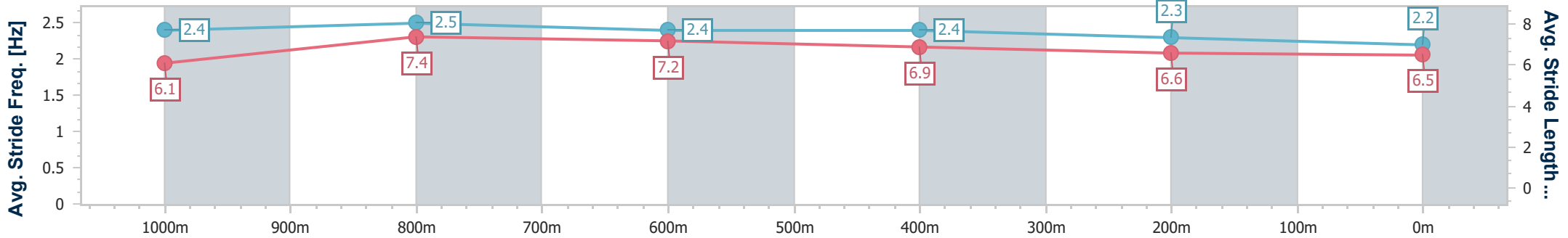
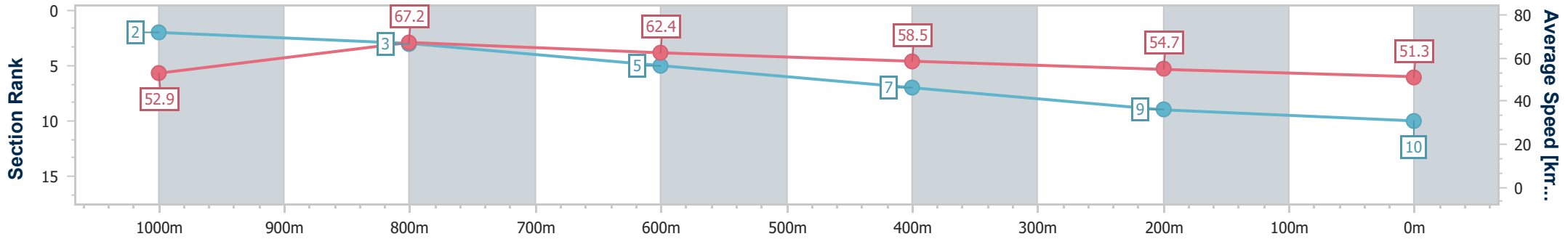
Toowoomba QLD Professional
Race 4: MNP SECURITY QTIS Three-Year-Old Maiden Plate - 1200m



15 June 2024 - 18:38

Track Rating: Good 3, Weather: Fine, Rail Position: +2m Entire

Section	Overall	1000m	800m	600m	400m	200m
Section Times	1:16.20 [10] (0:13.65)	1:02.55 [2] (0:10.89)	0:51.66 [3] (0:11.76)	0:39.90 [5] (0:12.54)	0:27.36 [7] (0:13.28)	0:14.08 [9] (0:14.08)
Average Speed [km/h]	52.9	67.2	62.4	58.5	54.7	51.3
Top Speed [km/h]	68.4	69.3	64.5	61.5	56.4	54.5
Avg. Dist. to Rail [m]	12.3	4.8	5.3	3.6	3.0	1.0
Avg. Stride Freq. [Hz]	2.4	2.5	2.4	2.4	2.3	2.2
Avg. Stride Length [m]	6.1	7.4	7.2	6.9	6.6	6.5



- [] Ranking at each section and finish
- .-.- No data available at this section
- NA No data available



Horse/Jockey Name	No More Scotch
Final Rank	11
Fastest Section Time (Section)	0:11.36 (1000m)
Top Speed [km/h] (Section)	63.6 (1000m)
Race State	Finished



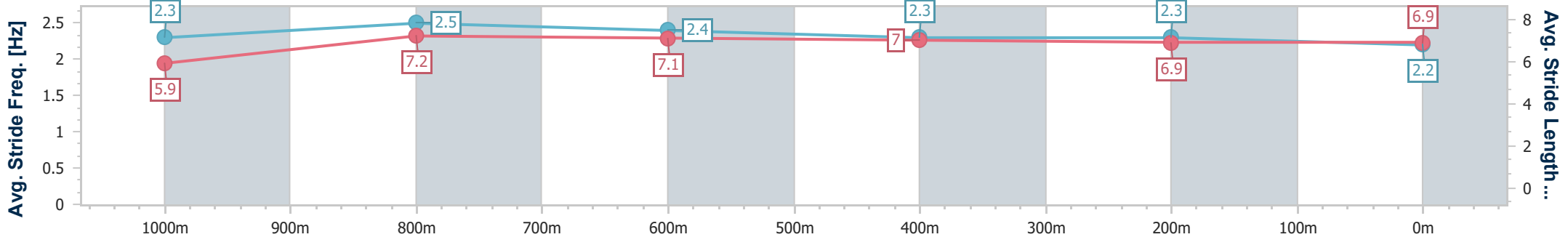
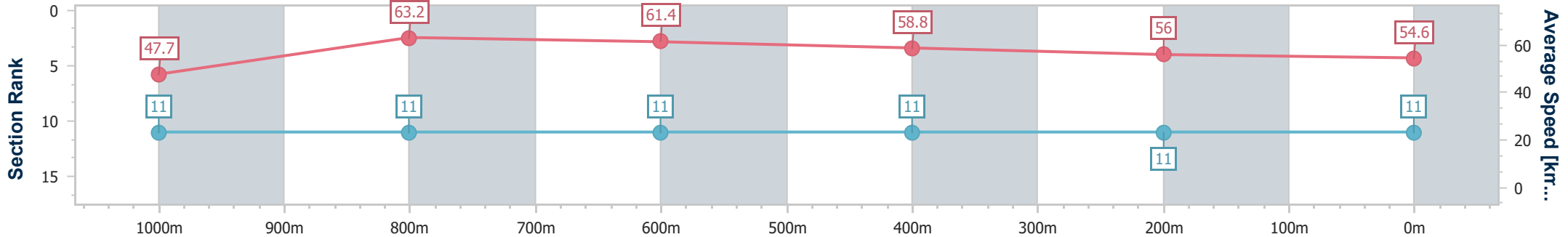
Toowoomba QLD Professional
 Race 4: MNP SECURITY QTIS Three-Year-Old Maiden Plate - 1200m



15 June 2024 - 18:38

Track Rating: Good 3, Weather: Fine, Rail Position: +2m Entire

Section	Overall	1000m	800m	600m	400m	200m
Section Times	1:16.37 [11] (0:15.10)	1:01.27 [11] (0:11.36)	0:49.91 [11] (0:11.68)	0:38.23 [11] (0:12.18)	0:26.05 [11] (0:12.88)	0:13.17 [11] (0:13.17)
Average Speed [km/h]	47.7	63.2	61.4	58.8	56.0	54.6
Top Speed [km/h]	62.9	63.6	62.5	62.7	57.1	55.8
Avg. Dist. to Rail [m]	1.4	0.6	1.0	0.9	0.3	0.7
Avg. Stride Freq. [Hz]	2.3	2.5	2.4	2.3	2.3	2.2
Avg. Stride Length [m]	5.9	7.2	7.1	7.0	6.9	6.9



- [] Ranking at each section and finish
- .-.- No data available at this section
- NA No data available



Toowoomba QLD Professional

Race 5: RACING NATION ON POWERFM Maiden Handicap - 1300m

15 June 2024 - 19:11



Track Rating: Good 3, Weather: Fine, Rail Position: +2m Entire

Section		Overall	1200m	1000m	800m	600m	400m	Last 600m				
Field Times		1:19.96 (0:08.19)	1:11.77 (0:10.64)	1:01.13 (0:11.36)	0:49.77 (0:11.76)	0:38.01 (0:12.52)	0:25.49 (0:12.68)	0:38.01				
Rank	TAB Horse/Jockey	Barrier	Top Speed [km/h]	Fastest Section								Distance Travelled [m]
1	12 GAELIC THUNDER Nathan Evans	5	66.3 1200m	0:08.27 Overall	1:19.96 [1] (0:08.27)	1:11.69 [4] (0:11.11)	1:00.58 [7] (0:11.63)	0:48.95 [8] (0:11.63)	0:37.32 [6] (0:12.37)	0:24.95 [6] (0:12.46)	0:37.32	
2	7 ROCK LOBSTER Anthony Allen	7	67.9 1200m	0:08.39 Overall	1:20.18 [2] (0:08.39)	1:11.79 [7] (0:10.82)	1:00.97 [6] (0:11.53)	0:49.44 [6] (0:11.99)	0:37.45 [7] (0:12.20)	0:25.25 [4] (0:12.74)	0:37.45	+7
3	5 FREYA'S MAGIC Nozi Tomizawa	9	69.9 1200m	0:08.22 Overall	1:20.22 [3] (0:08.22)	1:12.00 [2] (0:10.61)	1:01.39 [1] (0:11.36)	0:50.03 [1] (0:11.76)	0:38.27 [1] (0:12.52)	0:25.75 [1] (0:12.68)	0:38.27	-2
4	1 DOWNEY Georgina Cartwright	1	68.5 1200m	0:08.40 Overall	1:20.36 [4] (0:08.40)	1:11.96 [8] (0:10.71)	1:01.25 [4] (0:11.17)	0:50.08 [3] (0:11.92)	0:38.16 [2] (0:12.58)	0:25.58 [2] (0:12.74)	0:38.16	+1
5	10 DUMA Madeleine Wishart	11	66.1 1000m	0:08.28 Overall	1:20.38 [5] (0:08.28)	1:12.10 [5] (0:11.29)	1:00.81 [8] (0:11.38)	0:49.43 [7] (0:11.99)	0:37.44 [8] (0:12.20)	0:25.24 [8] (0:12.81)	0:37.44	+3
6	6 PEACH GALANTES Montanna Savva	4	68.5 1200m	0:08.33 Overall	1:20.44 [6] (0:08.33)	1:12.11 [6] (0:10.82)	1:01.29 [5] (0:11.51)	0:49.78 [5] (0:11.90)	0:37.88 [5] (0:12.48)	0:25.40 [7] (0:12.49)	0:37.88	+0
7	11 SUNCRAFT Wayne O'Connell	14	68.2 1200m	0:08.61 Overall	1:20.61 [7] (0:08.61)	1:12.00 [9] (0:10.98)	1:01.02 [9] (0:11.48)	0:49.54 [9] (0:11.95)	0:37.59 [9] (0:12.27)	0:25.32 [9] (0:12.49)	0:37.59	-2
8	2 MAJESTIC TEAKO Rikki Jamieson	2	68.5 1200m	0:08.27 Overall	1:21.11 [8] (0:08.27)	1:12.84 [3] (0:10.68)	1:02.16 [3] (0:11.38)	0:50.78 [4] (0:12.04)	0:38.74 [4] (0:12.57)	0:26.17 [5] (0:12.75)	0:38.74	+4
9	14 MONTAGLIARI Landan Sykes	6	68.9 1200m	0:08.19 Overall	1:21.23 [9] (0:08.19)	1:13.04 [1] (0:10.71)	1:02.33 [2] (0:11.36)	0:50.97 [2] (0:11.98)	0:38.99 [3] (0:12.61)	0:26.38 [3] (0:12.98)	0:38.99	+7

Scratched: Onomatopoeia (#4), Casino Cat (#13), Zouwaler (#3), Anotherlovelyday (#8), Must Be The Money (#9)

[] Ranking at each section and finish
 -:-:- No data available at this section
 NA No data available

SCN Saddle cloth number
 DNF Did not finish
 DNT Did not track



Toowoomba QLD Professional

Race 5: RACING NATION ON POWERFM Maiden Handicap - 1300m

15 June 2024 - 19:11



Track Rating: Good 3, Weather: Fine, Rail Position: +2m Entire

Section				200m				Last 600m	
Field Times				0:12.81 (0:12.81)				0:38.01	
Rank	TAB	Horse/Jockey	Barrier	Top Speed [km/h]	Fastest Section	Margin			Distance Travelled [m]
1	12	Gaelic Thunder Nathan Evans	5	66.3 1200m	0:08.27 Overall	0:12.49 [2] (0:12.49)	1:19.96		0:37.32
2	7	Rock Lobster Anthony Allen	7	67.9 1200m	0:08.39 Overall	0:12.51 [5] (0:12.51)	1.3L		0:37.45 +7
3	5	Freya's Magic Nozi Tomizawa	9	69.9 1200m	0:08.22 Overall	0:13.07 [1] (0:13.07)	1.5L		0:38.27 -2
4	1	Downey Georgina Cartwright	1	68.5 1200m	0:08.40 Overall	0:12.84 [3] (0:12.84)	2.3L		0:38.16 +1
5	10	Duma Madeleine Wishart	11	66.1 1000m	0:08.28 Overall	0:12.43 [9] (0:12.43)	2.4L		0:37.44 +3
6	6	Peach Galantes Montanna Savva	4	68.5 1200m	0:08.33 Overall	0:12.91 [4] (0:12.91)	2.6L		0:37.88 +0
7	11	Suncraft Wayne O'Connell	14	68.2 1200m	0:08.61 Overall	0:12.83 [7] (0:12.83)	3.6L		0:37.59 -2
8	2	Majestic Teako Rikki Jamieson	2	68.5 1200m	0:08.27 Overall	0:13.42 [6] (0:13.42)	6.4L		0:38.74 +4
9	14	Montagliari Landan Sykes	6	68.9 1200m	0:08.19 Overall	0:13.40 [8] (0:13.40)	6.9L		0:38.99 +7

Scratched: Onomatopoeia (#4), Casino Cat (#13), Zouwaler (#3), Anotherlovelyday (#8), Must Be The Money (#9)

[] Ranking at each section and finish
 -:-:- No data available at this section
 NA No data available

SCN Saddle cloth number
 DNF Did not finish
 DNT Did not track



Horse/Jockey Name	Gaelic Thunder
Final Rank	1
Fastest Section Time (Section)	0:08.27 (Overall)
Top Speed [km/h] (Section)	66.3 (1200m)
Race State	Finished



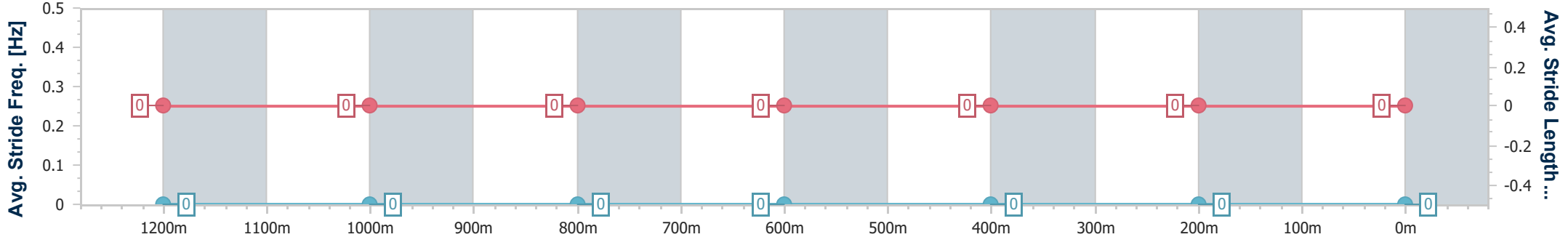
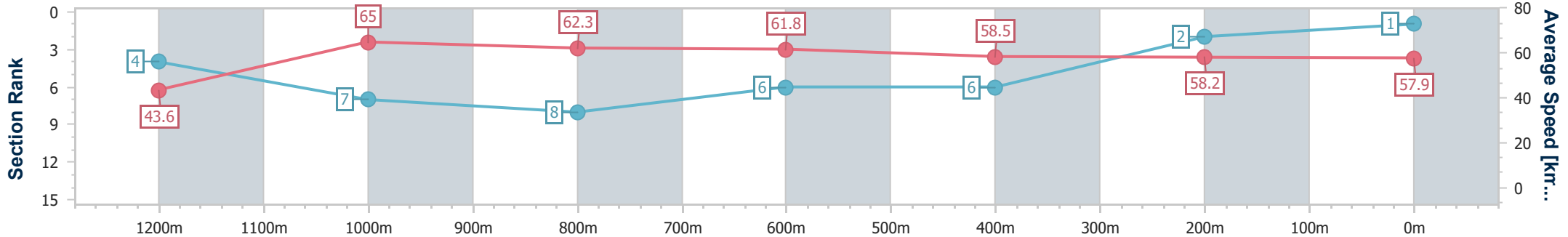
Toowoomba QLD Professional
Race 5: RACING NATION ON POWERFM Maiden Handicap - 1300m



15 June 2024 - 19:11

Track Rating: Good 3, Weather: Fine, Rail Position: +2m Entire

Section	Overall	1200m	1000m	800m	600m	400m	200m
Section Times	1:19.96 [1] (0:08.27)	1:11.69 [4] (0:11.11)	1:00.58 [7] (0:11.63)	0:48.95 [8] (0:11.63)	0:37.32 [6] (0:12.37)	0:24.95 [6] (0:12.46)	0:12.49 [2] (0:12.49)
Average Speed [km/h]	43.6	65.0	62.3	61.8	58.5	58.2	57.9
Top Speed [km/h]	63.2	66.3	64.5	62.9	61.0	59.3	59.3
Avg. Dist. to Rail [m]	8.5	5.6	1.7	0.7	1.0	2.5	0.8
Avg. Stride Freq. [Hz]	---	---	---	---	---	---	---
Avg. Stride Length [m]	---	---	---	---	---	---	---



- [] Ranking at each section and finish
- No data available at this section
- NA No data available



Horse/Jockey Name	Rock Lobster
Final Rank	2
Fastest Section Time (Section)	0:08.39 (Overall)
Top Speed [km/h] (Section)	67.9 (1200m)
Race State	Finished



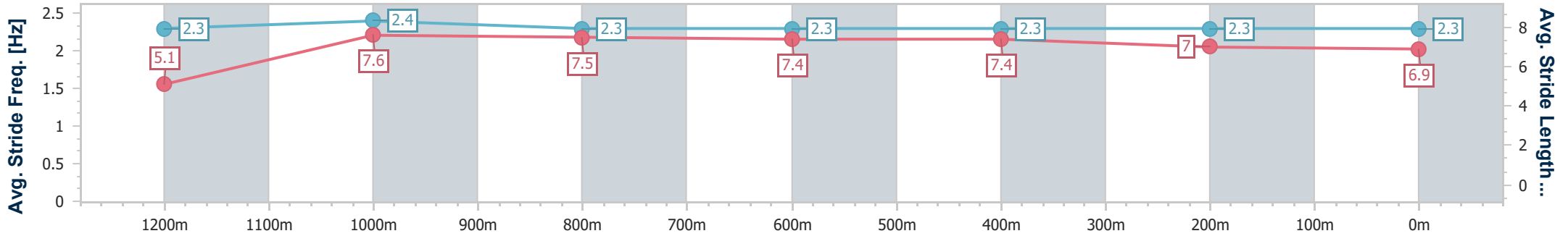
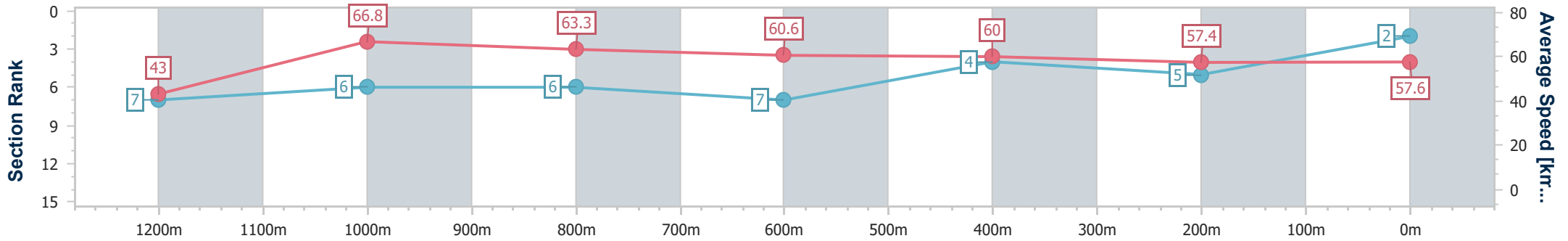
Toowoomba QLD Professional
Race 5: RACING NATION ON POWERFM Maiden Handicap - 1300m



15 June 2024 - 19:11

Track Rating: Good 3, Weather: Fine, Rail Position: +2m Entire

Section	Overall	1200m	1000m	800m	600m	400m	200m
Section Times	1:20.18 [2] (0:08.39)	1:11.79 [7] (0:10.82)	1:00.97 [6] (0:11.53)	0:49.44 [6] (0:11.99)	0:37.45 [7] (0:12.20)	0:25.25 [4] (0:12.74)	0:12.51 [5] (0:12.51)
Average Speed [km/h]	43.0	66.8	63.3	60.6	60.0	57.4	57.6
Top Speed [km/h]	64.2	67.9	66.0	62.3	62.7	58.2	58.1
Avg. Dist. to Rail [m]	9.5	7.0	4.5	2.7	3.0	5.1	2.9
Avg. Stride Freq. [Hz]	2.3	2.4	2.3	2.3	2.3	2.3	2.3
Avg. Stride Length [m]	5.1	7.6	7.5	7.4	7.4	7.0	6.9



- [] Ranking at each section and finish
- .-.- No data available at this section
- NA No data available



Horse/Jockey Name	Freya's Magic
Final Rank	3
Fastest Section Time (Section)	0:08.22 (Overall)
Top Speed [km/h] (Section)	69.9 (1200m)
Race State	Finished



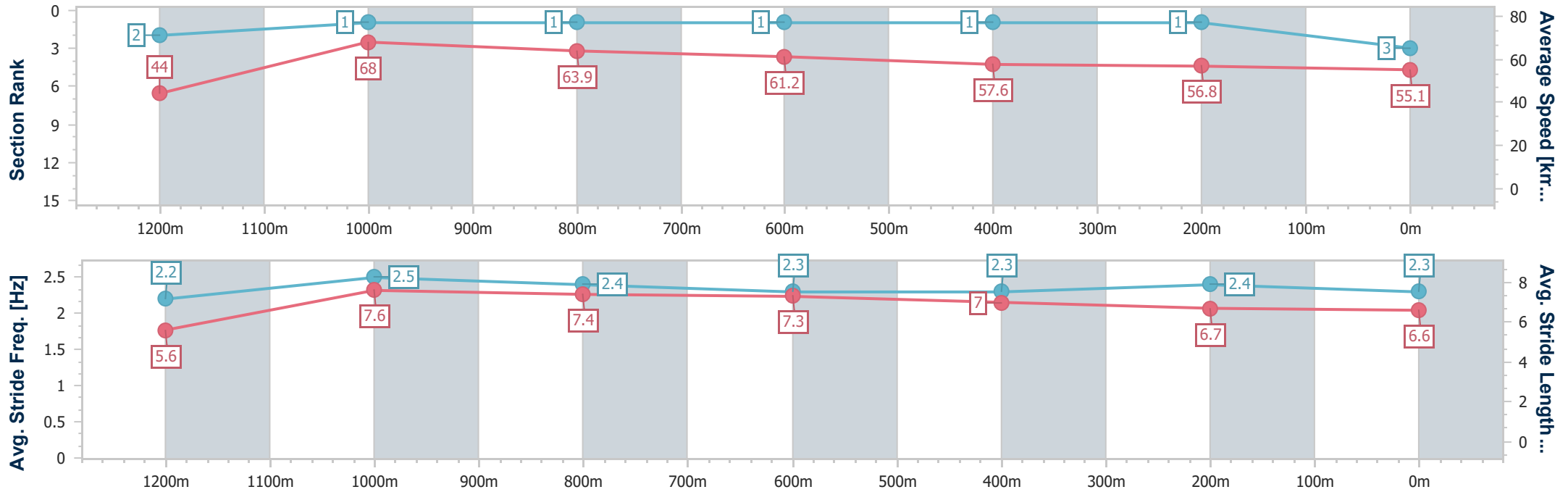
Toowoomba QLD Professional
Race 5: RACING NATION ON POWERFM Maiden Handicap - 1300m



15 June 2024 - 19:11

Track Rating: Good 3, Weather: Fine, Rail Position: +2m Entire

Section	Overall	1200m	1000m	800m	600m	400m	200m
Section Times	1:20.22 [3] (0:08.22)	1:12.00 [2] (0:10.61)	1:01.39 [1] (0:11.36)	0:50.03 [1] (0:11.76)	0:38.27 [1] (0:12.52)	0:25.75 [1] (0:12.68)	0:13.07 [1] (0:13.07)
Average Speed [km/h]	44.0	68.0	63.9	61.2	57.6	56.8	55.1
Top Speed [km/h]	65.3	69.9	68.3	62.1	60.1	58.4	56.7
Avg. Dist. to Rail [m]	10.3	8.3	2.9	0.3	0.2	0.6	0.7
Avg. Stride Freq. [Hz]	2.2	2.5	2.4	2.3	2.3	2.4	2.3
Avg. Stride Length [m]	5.6	7.6	7.4	7.3	7.0	6.7	6.6



- [] Ranking at each section and finish
- .-.- No data available at this section
- NA No data available



Horse/Jockey Name	Downey
Final Rank	4
Fastest Section Time (Section)	0:08.40 (Overall)
Top Speed [km/h] (Section)	68.5 (1200m)
Race State	Finished



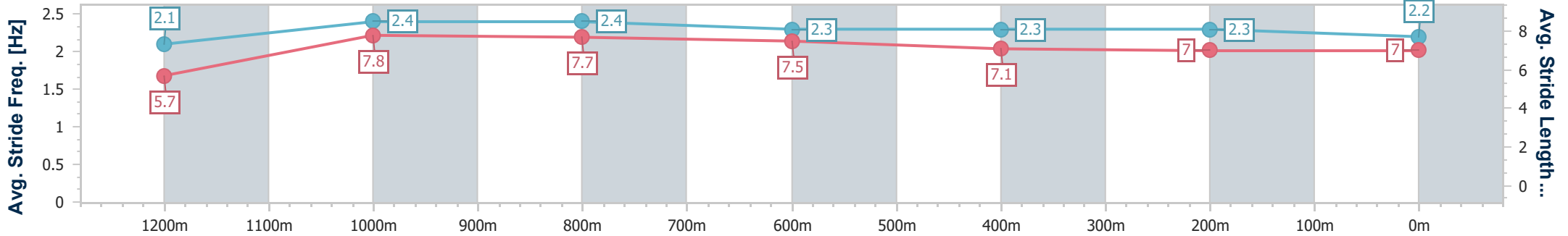
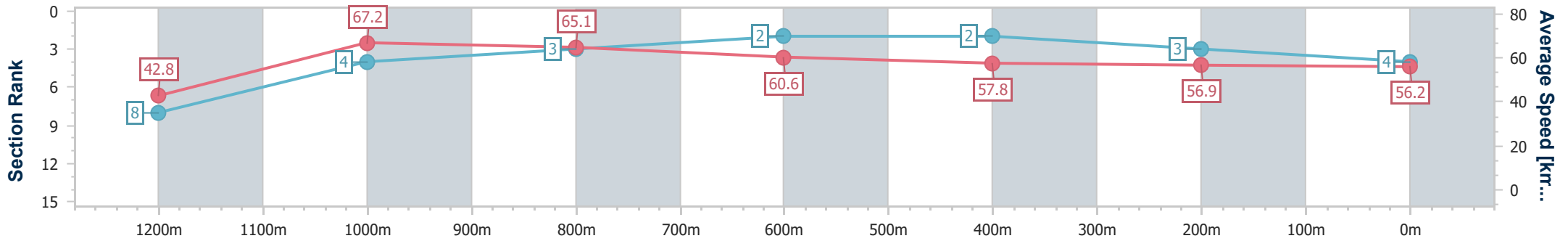
Toowoomba QLD Professional
Race 5: RACING NATION ON POWERFM Maiden Handicap - 1300m



15 June 2024 - 19:11

Track Rating: Good 3, Weather: Fine, Rail Position: +2m Entire

Section	Overall	1200m	1000m	800m	600m	400m	200m
Section Times	1:20.36 [4] (0:08.40)	1:11.96 [8] (0:10.71)	1:01.25 [4] (0:11.17)	0:50.08 [3] (0:11.92)	0:38.16 [2] (0:12.58)	0:25.58 [2] (0:12.74)	0:12.84 [3] (0:12.84)
Average Speed [km/h]	42.8	67.2	65.1	60.6	57.8	56.9	56.2
Top Speed [km/h]	65.0	68.5	66.6	63.8	59.6	58.5	58.4
Avg. Dist. to Rail [m]	4.7	2.7	2.1	2.0	1.5	1.8	1.0
Avg. Stride Freq. [Hz]	2.1	2.4	2.4	2.3	2.3	2.3	2.2
Avg. Stride Length [m]	5.7	7.8	7.7	7.5	7.1	7.0	7.0



- [] Ranking at each section and finish
- .-.- No data available at this section
- NA No data available



Horse/Jockey Name	Duma
Final Rank	5
Fastest Section Time (Section)	0:08.28 (Overall)
Top Speed [km/h] (Section)	66.1 (1000m)
Race State	Finished



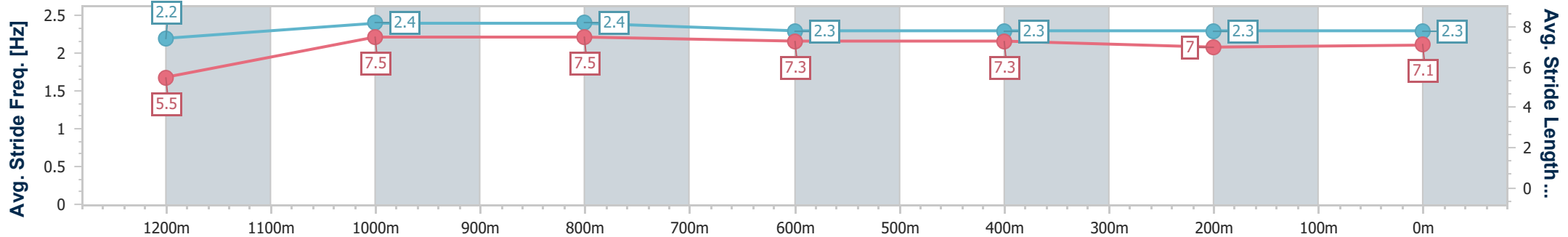
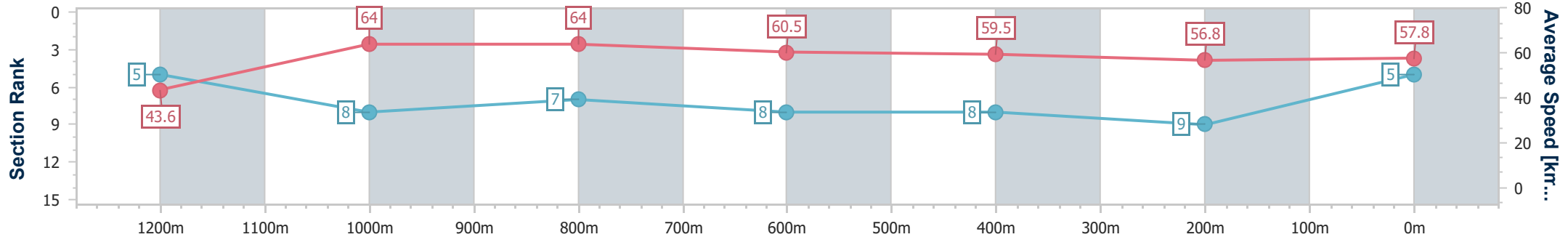
Toowoomba QLD Professional
Race 5: RACING NATION ON POWERFM Maiden Handicap - 1300m



15 June 2024 - 19:11

Track Rating: Good 3, Weather: Fine, Rail Position: +2m Entire

Section	Overall	1200m	1000m	800m	600m	400m	200m
Section Times	1:20.38 [5] (0:08.28)	1:12.10 [5] (0:11.29)	1:00.81 [8] (0:11.38)	0:49.43 [7] (0:11.99)	0:37.44 [8] (0:12.20)	0:25.24 [8] (0:12.81)	0:12.43 [9] (0:12.43)
Average Speed [km/h]	43.6	64.0	64.0	60.5	59.5	56.8	57.8
Top Speed [km/h]	61.2	65.8	66.1	63.2	60.9	59.0	59.8
Avg. Dist. to Rail [m]	9.4	4.8	2.6	2.6	1.7	3.6	5.5
Avg. Stride Freq. [Hz]	2.2	2.4	2.4	2.3	2.3	2.3	2.3
Avg. Stride Length [m]	5.5	7.5	7.5	7.3	7.3	7.0	7.1



- [] Ranking at each section and finish
- .-.- No data available at this section
- NA No data available



Horse/Jockey Name	Peach Galantes
Final Rank	6
Fastest Section Time (Section)	0:08.33 (Overall)
Top Speed [km/h] (Section)	68.5 (1200m)
Race State	Finished



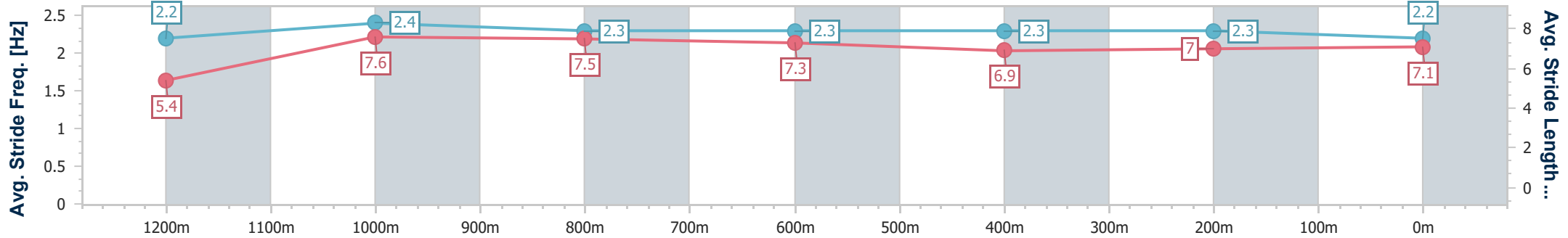
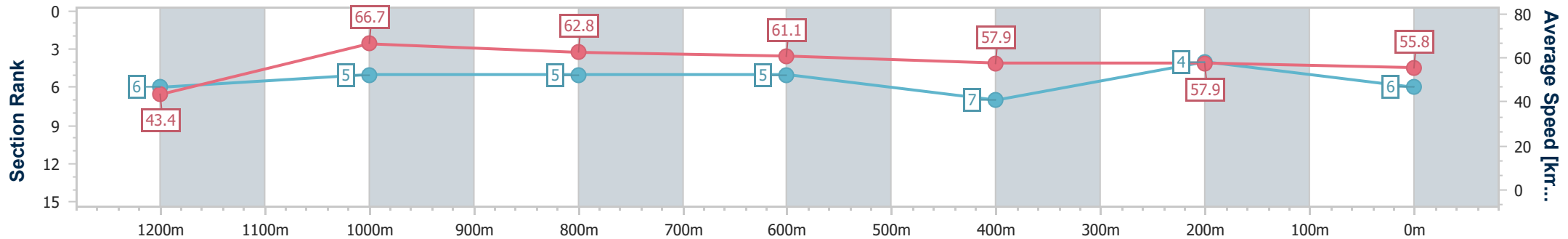
Toowoomba QLD Professional
Race 5: RACING NATION ON POWERFM Maiden Handicap - 1300m



15 June 2024 - 19:11

Track Rating: Good 3, Weather: Fine, Rail Position: +2m Entire

Section	Overall	1200m	1000m	800m	600m	400m	200m
Section Times	1:20.44 [6] (0:08.33)	1:12.11 [6] (0:10.82)	1:01.29 [5] (0:11.51)	0:49.78 [5] (0:11.90)	0:37.88 [5] (0:12.48)	0:25.40 [7] (0:12.49)	0:12.91 [4] (0:12.91)
Average Speed [km/h]	43.4	66.7	62.8	61.1	57.9	57.9	55.8
Top Speed [km/h]	64.3	68.5	65.3	63.2	59.9	59.5	57.2
Avg. Dist. to Rail [m]	7.0	3.5	1.9	1.9	1.4	1.0	1.9
Avg. Stride Freq. [Hz]	2.2	2.4	2.3	2.3	2.3	2.3	2.2
Avg. Stride Length [m]	5.4	7.6	7.5	7.3	6.9	7.0	7.1



- [] Ranking at each section and finish
- .-.- No data available at this section
- NA No data available



Horse/Jockey Name	Suncraft
Final Rank	7
Fastest Section Time (Section)	0:08.61 (Overall)
Top Speed [km/h] (Section)	68.2 (1200m)
Race State	Finished



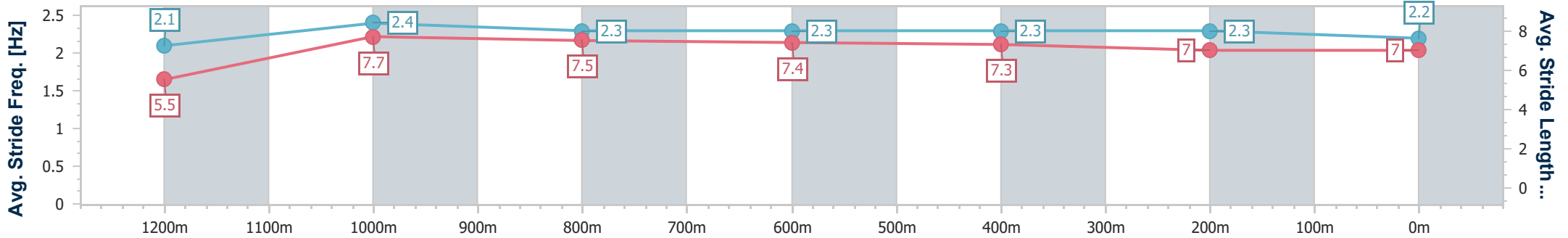
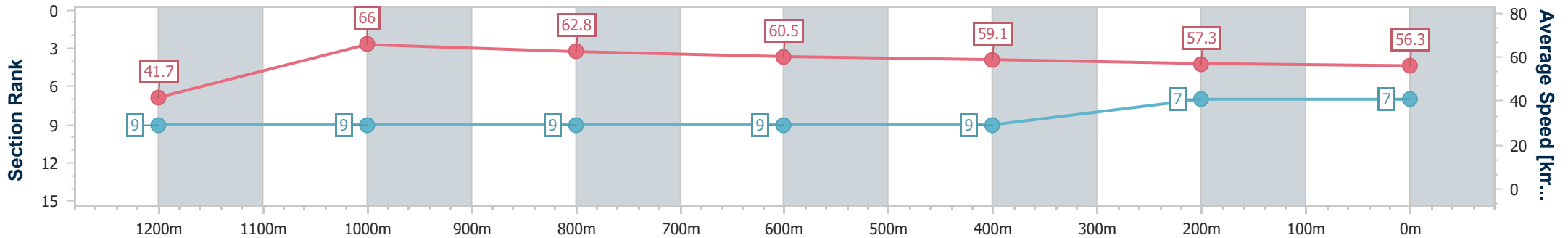
Toowoomba QLD Professional
Race 5: RACING NATION ON POWERFM Maiden Handicap - 1300m



15 June 2024 - 19:11

Track Rating: Good 3, Weather: Fine, Rail Position: +2m Entire

Section	Overall	1200m	1000m	800m	600m	400m	200m
Section Times	1:20.61 [7] (0:08.61)	1:12.00 [9] (0:10.98)	1:01.02 [9] (0:11.48)	0:49.54 [9] (0:11.95)	0:37.59 [9] (0:12.27)	0:25.32 [9] (0:12.49)	0:12.83 [7] (0:12.83)
Average Speed [km/h]	41.7	66.0	62.8	60.5	59.1	57.3	56.3
Top Speed [km/h]	60.6	68.2	66.6	61.6	61.3	58.6	58.5
Avg. Dist. to Rail [m]	11.7	4.1	1.5	1.1	0.8	0.3	0.8
Avg. Stride Freq. [Hz]	2.1	2.4	2.3	2.3	2.3	2.3	2.2
Avg. Stride Length [m]	5.5	7.7	7.5	7.4	7.3	7.0	7.0



- [] Ranking at each section and finish
- .-.- No data available at this section
- NA No data available



Horse/Jockey Name	Majestic Teako
Final Rank	8
Fastest Section Time (Section)	0:08.27 (Overall)
Top Speed [km/h] (Section)	68.5 (1200m)
Race State	Finished



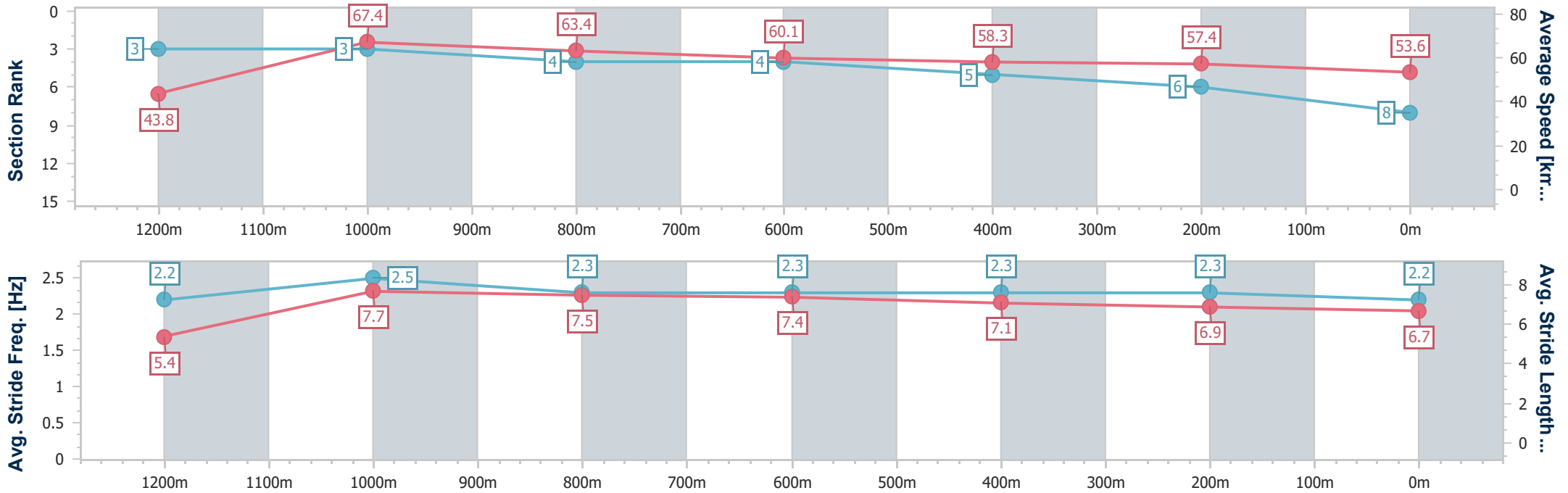
Toowoomba QLD Professional
Race 5: RACING NATION ON POWERFM Maiden Handicap - 1300m



15 June 2024 - 19:11

Track Rating: Good 3, Weather: Fine, Rail Position: +2m Entire

Section	Overall	1200m	1000m	800m	600m	400m	200m
Section Times	1:21.11 [8] (0:08.27)	1:12.84 [3] (0:10.68)	1:02.16 [3] (0:11.38)	0:50.78 [4] (0:12.04)	0:38.74 [4] (0:12.57)	0:26.17 [5] (0:12.75)	0:13.42 [6] (0:13.42)
Average Speed [km/h]	43.8	67.4	63.4	60.1	58.3	57.4	53.6
Top Speed [km/h]	64.7	68.5	65.9	62.5	59.5	59.5	55.9
Avg. Dist. to Rail [m]	4.7	1.4	0.6	2.2	3.0	4.4	2.1
Avg. Stride Freq. [Hz]	2.2	2.5	2.3	2.3	2.3	2.3	2.2
Avg. Stride Length [m]	5.4	7.7	7.5	7.4	7.1	6.9	6.7



- [] Ranking at each section and finish
- .-.- No data available at this section
- NA No data available



Horse/Jockey Name	Montagliari
Final Rank	9
Fastest Section Time (Section)	0:08.19 (Overall)
Top Speed [km/h] (Section)	68.9 (1200m)
Race State	Finished



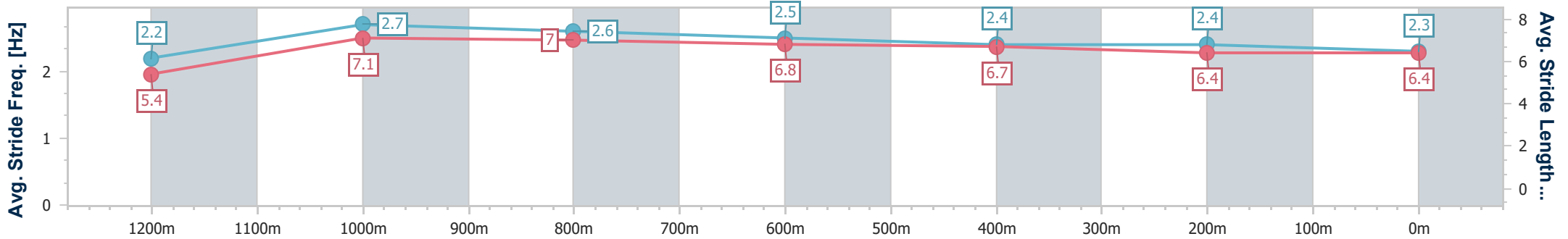
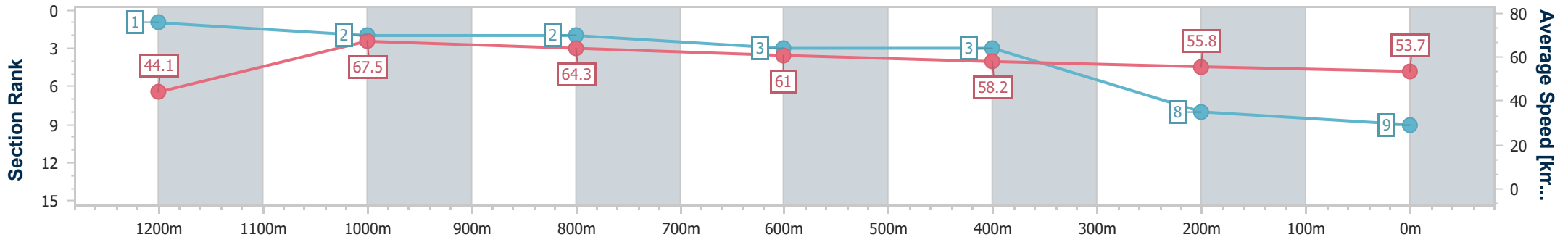
Toowoomba QLD Professional
Race 5: RACING NATION ON POWERFM Maiden Handicap - 1300m



15 June 2024 - 19:11

Track Rating: Good 3, Weather: Fine, Rail Position: +2m Entire

Section	Overall	1200m	1000m	800m	600m	400m	200m
Section Times	1:21.23 [9] (0:08.19)	1:13.04 [1] (0:10.71)	1:02.33 [2] (0:11.36)	0:50.97 [2] (0:11.98)	0:38.99 [3] (0:12.61)	0:26.38 [3] (0:12.98)	0:13.40 [8] (0:13.40)
Average Speed [km/h]	44.1	67.5	64.3	61.0	58.2	55.8	53.7
Top Speed [km/h]	65.0	68.9	66.2	63.2	60.3	57.2	55.1
Avg. Dist. to Rail [m]	7.9	6.3	4.8	4.2	3.5	3.0	1.5
Avg. Stride Freq. [Hz]	2.2	2.7	2.6	2.5	2.4	2.4	2.3
Avg. Stride Length [m]	5.4	7.1	7.0	6.8	6.7	6.4	6.4



- [] Ranking at each section and finish
- .-.- No data available at this section
- NA No data available



Toowoomba QLD Professional

Race 6: SUBZERO AIRCONDITIONING BENCHMARK 60 Handicap - 870m

15 June 2024 - 19:45



Track Rating: Good 3, Weather: Fine, Rail Position: +2m Entire

Section							Overall	800m	600m	400m	200m	Last 600m	
Field Times							0:51.59 (0:06.55)	0:45.04 (0:10.44)	0:34.60 (0:11.00)	0:23.60 (0:11.67)	0:11.93 (0:11.93)	0:00.00	
Rank	TAB	Horse/Jockey	Barrier	Top Speed [km/h]	Fastest Section					Margin	Margin		Distance Travelled [m]
1	2	TOKYO SINS Jasper Franklin	5	Data was not able to be tracked for this horse	-:--:--	-:--:--	-:--:--	-:--:--	-:--:--	-:--:--	0:51.53	-:--:--	----
2	3	LADY INVADER Jake Molloy	6	70.3 800m	0:06.57 Overall	0:51.59 [2] (0:06.57)	0:45.02 [3] (0:10.47)	0:34.55 [3] (0:10.95)	0:23.60 [1] (0:11.70)	0:11.90 [2] (0:11.90)	0.3L	0:34.55	--
3	5	NICCI DE ROSA Alisha Donald	1	69.1 800m	0:06.69 Overall	0:51.61 [3] (0:06.69)	0:44.92 [6] (0:10.56)	0:34.36 [5] (0:10.92)	0:23.44 [3] (0:11.53)	0:11.91 [3] (0:11.91)	0.4L	0:34.36	--
4	7	PULL THE TAIL Les Tilley	9	69.3 800m	0:06.88 Overall	0:51.88 [4] (0:06.88)	0:45.00 [7] (0:10.59)	0:34.41 [7] (0:11.00)	0:23.41 [7] (0:11.53)	0:11.88 [6] (0:11.88)	1.9L	0:34.41	--
5	6	HOKUSAI Georgina Cartwright	3	69.8 800m	0:06.64 Overall	0:51.93 [5] (0:06.64)	0:45.29 [5] (0:10.53)	0:34.76 [4] (0:11.01)	0:23.75 [4] (0:11.48)	0:12.27 [1] (0:12.27)	2.1L	0:34.76	--
6	4	ISLAND TIDE Landan Sykes	4	71.0 800m	0:06.57 Overall	0:52.01 [6] (0:06.57)	0:45.44 [2] (0:10.42)	0:35.02 [1] (0:11.06)	0:23.96 [2] (0:11.72)	0:12.24 [4] (0:12.24)	2.6L	0:35.02	--
7	9	POLYGAL Nozi Tomizawa	7	68.3 800m	0:06.55 Overall	0:52.39 [7] (0:06.55)	0:45.84 [1] (0:10.79)	0:35.05 [6] (0:10.96)	0:24.09 [6] (0:11.69)	0:12.40 [5] (0:12.40)	4.6L	0:35.05	--
8	1	HAYAI UMA Olivia Webb	8	71.2 800m	0:06.61 Overall	0:53.19 [8] (0:06.61)	0:46.58 [4] (0:10.41)	0:36.17 [2] (0:11.21)	0:24.96 [5] (0:11.90)	0:13.06 [7] (0:13.06)	9.1L	0:36.17	--

Scratched: Missy's Ready (#8)

[] Ranking at each section and finish
 -:--:-- No data available at this section
 NA No data available

SCN Saddle cloth number
 DNF Did not finish
 DNT Did not track



Horse/Jockey Name	Lady Invader
Final Rank	2
Fastest Section Time (Section)	0:06.57 (Overall)
Top Speed [km/h] (Section)	70.3 (800m)
Race State	Finished

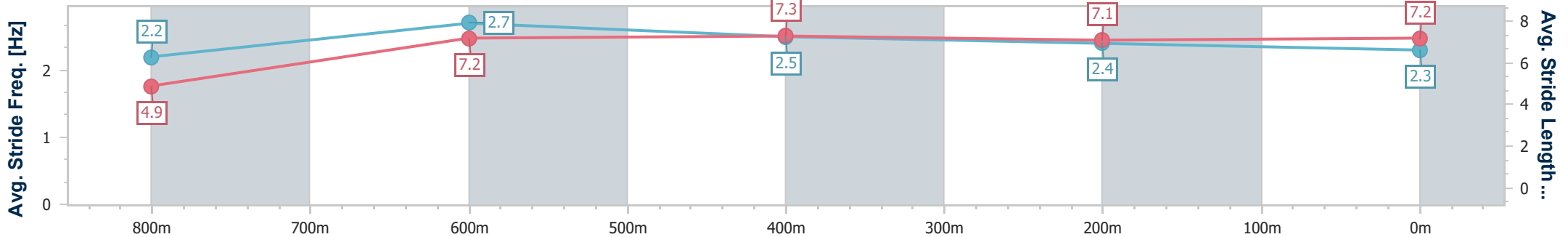
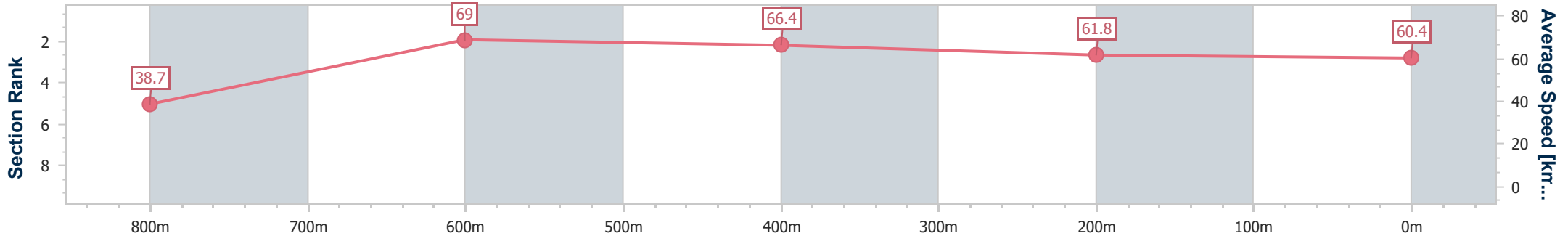


Toowoomba QLD Professional
 Race 6: SUBZERO AIRCONDITIONING BENCHMARK 60
 Handicap - 870m
 15 June 2024 - 19:45



Track Rating: Good 3, Weather: Fine, Rail Position: +2m Entire

Section	Overall	800m	600m	400m	200m
Section Times	0:51.59 [2] (0:06.57)	0:45.02 [3] (0:10.47)	0:34.55 [3] (0:10.95)	0:23.60 [1] (0:11.70)	0:11.90 [2] (0:11.90)
Average Speed [km/h]	38.7	69.0	66.4	61.8	60.4
Top Speed [km/h]	65.0	70.3	69.6	63.3	62.1
Avg. Dist. to Rail [m]	3.3	3.0	1.9	1.5	1.8
Avg. Stride Freq. [Hz]	2.2	2.7	2.5	2.4	2.3
Avg. Stride Length [m]	4.9	7.2	7.3	7.1	7.2



- [] Ranking at each section and finish
- .-.- No data available at this section
- NA No data available



Horse/Jockey Name	Nicci De Rosa
Final Rank	3
Fastest Section Time (Section)	0:06.69 (Overall)
Top Speed [km/h] (Section)	69.1 (800m)
Race State	Finished

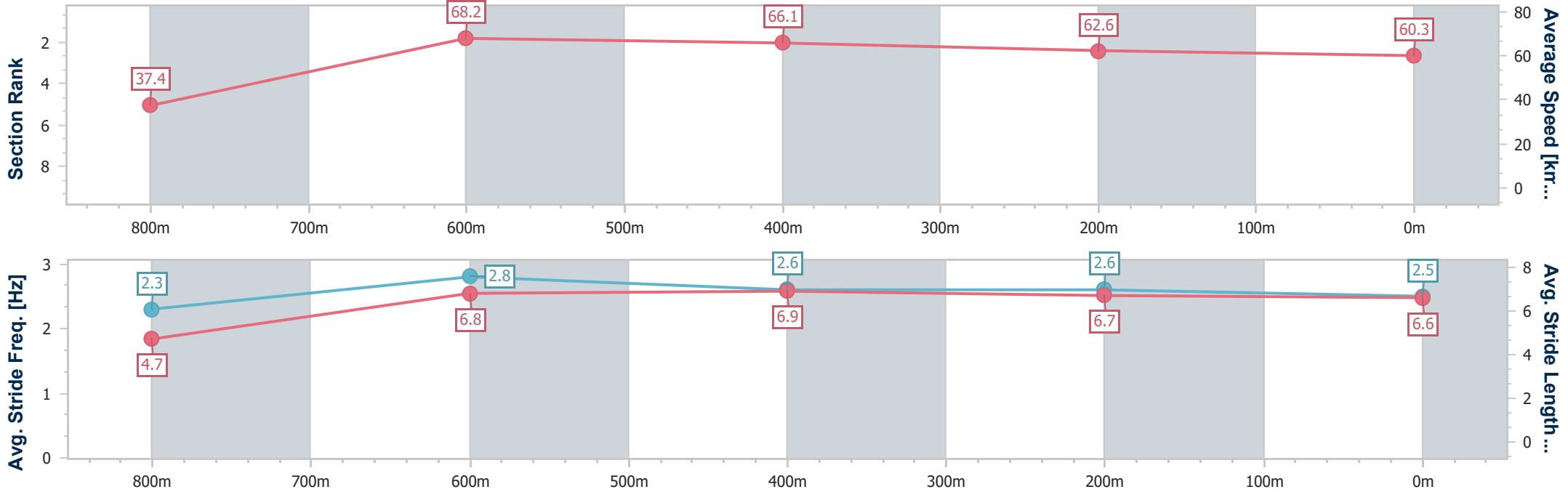


Toowoomba QLD Professional
 Race 6: SUBZERO AIRCONDITIONING BENCHMARK 60
 Handicap - 870m
 15 June 2024 - 19:45



Track Rating: Good 3, Weather: Fine, Rail Position: +2m Entire

Section	Overall	800m	600m	400m	200m
Section Times	0:51.61 [3] (0:06.69)	0:44.92 [6] (0:10.56)	0:34.36 [5] (0:10.92)	0:23.44 [3] (0:11.53)	0:11.91 [3] (0:11.91)
Average Speed [km/h]	37.4	68.2	66.1	62.6	60.3
Top Speed [km/h]	64.1	69.1	68.8	63.4	62.0
Avg. Dist. to Rail [m]	2.2	0.6	0.3	2.1	3.1
Avg. Stride Freq. [Hz]	2.3	2.8	2.6	2.6	2.5
Avg. Stride Length [m]	4.7	6.8	6.9	6.7	6.6



- [] Ranking at each section and finish
- .-.- No data available at this section
- NA No data available



Horse/Jockey Name	Pull The Tail
Final Rank	4
Fastest Section Time (Section)	0:06.88 (Overall)
Top Speed [km/h] (Section)	69.3 (800m)
Race State	Finished

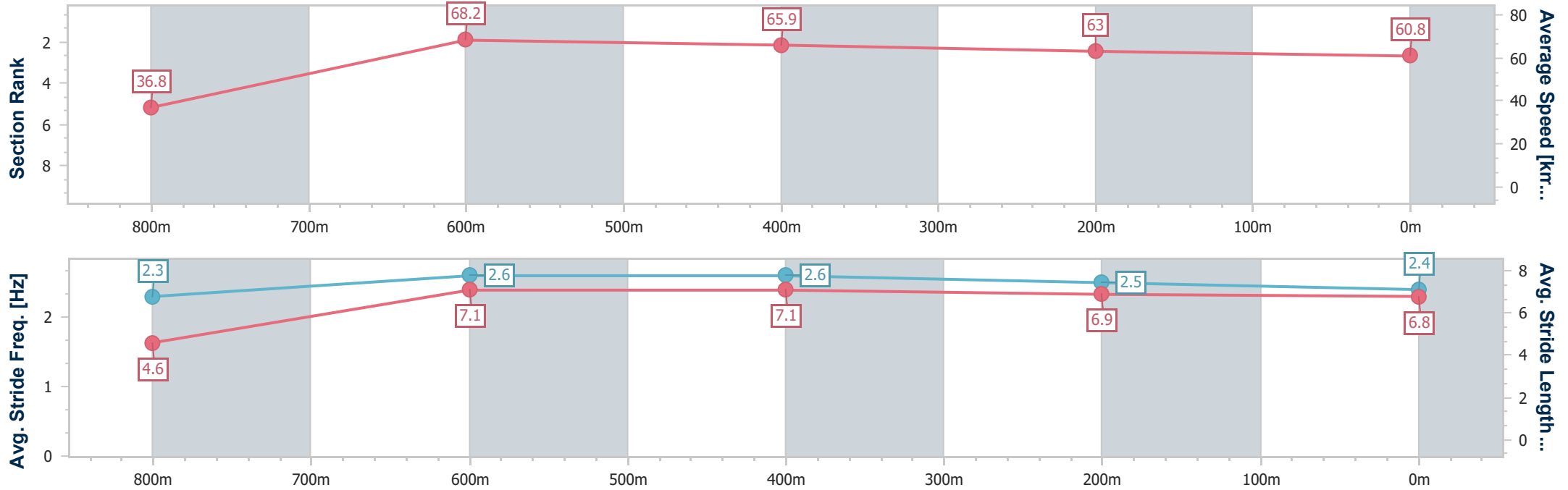


Toowoomba QLD Professional
 Race 6: SUBZERO AIRCONDITIONING BENCHMARK 60
 Handicap - 870m
 15 June 2024 - 19:45



Track Rating: Good 3, Weather: Fine, Rail Position: +2m Entire

Section	Overall	800m	600m	400m	200m
Section Times	0:51.88 [4] (0:06.88)	0:45.00 [7] (0:10.59)	0:34.41 [7] (0:11.00)	0:23.41 [7] (0:11.53)	0:11.88 [6] (0:11.88)
Average Speed [km/h]	36.8	68.2	65.9	63.0	60.8
Top Speed [km/h]	64.2	69.3	68.4	65.3	62.5
Avg. Dist. to Rail [m]	4.4	4.2	1.0	3.4	4.9
Avg. Stride Freq. [Hz]	2.3	2.6	2.6	2.5	2.4
Avg. Stride Length [m]	4.6	7.1	7.1	6.9	6.8



- [] Ranking at each section and finish
- .-.- No data available at this section
- NA No data available



Horse/Jockey Name	Hokusai
Final Rank	5
Fastest Section Time (Section)	0:06.64 (Overall)
Top Speed [km/h] (Section)	69.8 (800m)
Race State	Finished



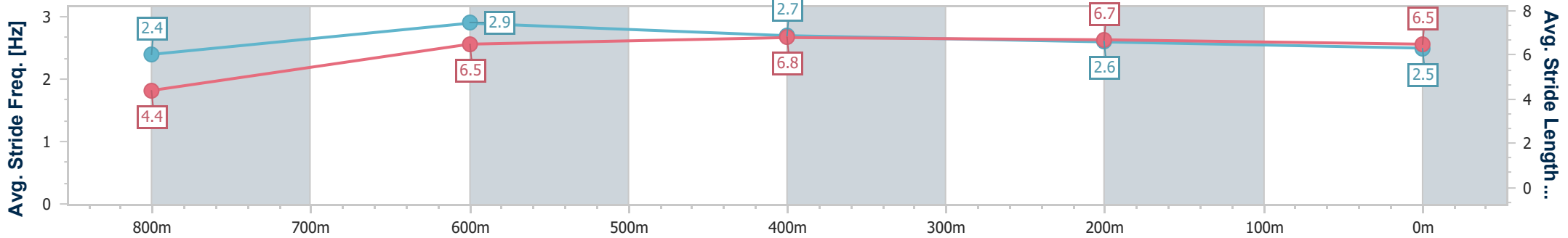
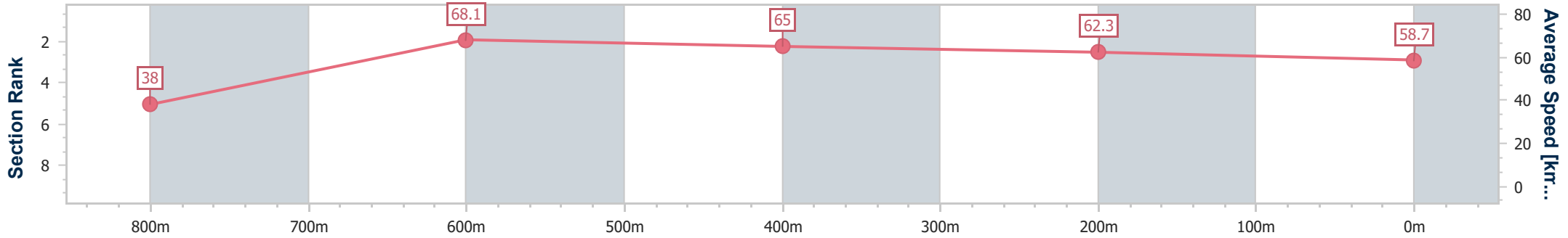
Toowoomba QLD Professional
 Race 6: SUBZERO AIRCONDITIONING BENCHMARK 60
 Handicap - 870m



15 June 2024 - 19:45

Track Rating: Good 3, Weather: Fine, Rail Position: +2m Entire

Section	Overall	800m	600m	400m	200m
Section Times	0:51.93 [5] (0:06.64)	0:45.29 [5] (0:10.53)	0:34.76 [4] (0:11.01)	0:23.75 [4] (0:11.48)	0:12.27 [1] (0:12.27)
Average Speed [km/h]	38.0	68.1	65.0	62.3	58.7
Top Speed [km/h]	63.6	69.8	68.4	63.4	60.6
Avg. Dist. to Rail [m]	2.7	0.8	1.7	0.8	0.4
Avg. Stride Freq. [Hz]	2.4	2.9	2.7	2.6	2.5
Avg. Stride Length [m]	4.4	6.5	6.8	6.7	6.5



- [] Ranking at each section and finish
- .-.- No data available at this section
- NA No data available



Horse/Jockey Name	Island Tide
Final Rank	6
Fastest Section Time (Section)	0:06.57 (Overall)
Top Speed [km/h] (Section)	71.0 (800m)
Race State	Finished

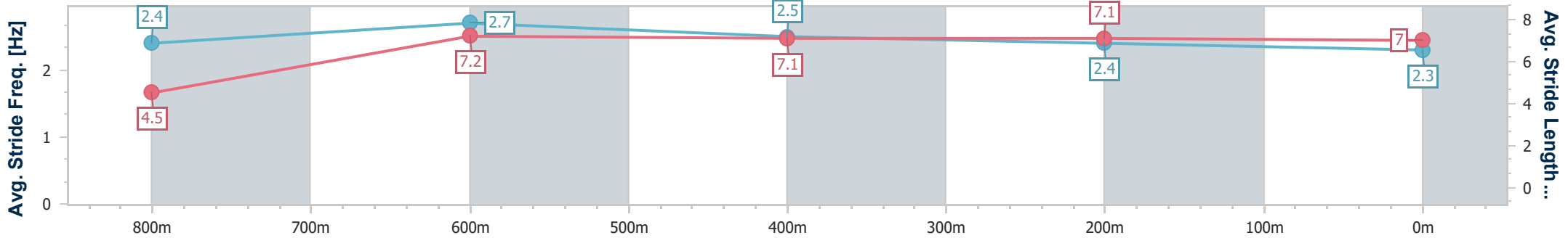
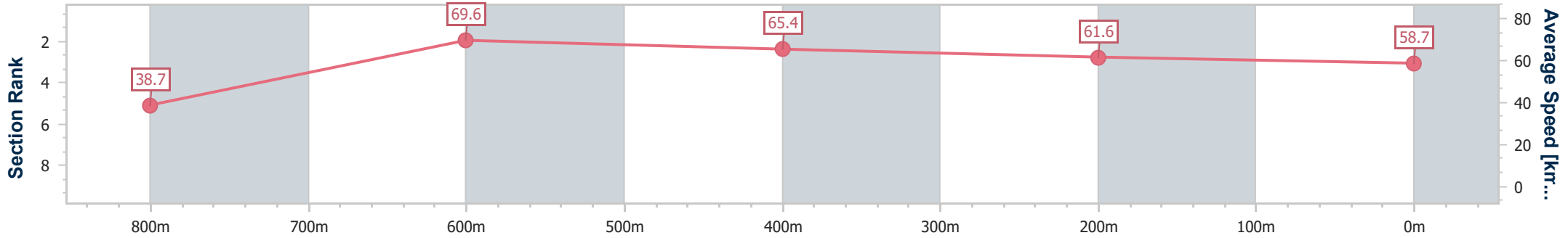


Toowoomba QLD Professional
 Race 6: SUBZERO AIRCONDITIONING BENCHMARK 60
 Handicap - 870m
 15 June 2024 - 19:45



Track Rating: Good 3, Weather: Fine, Rail Position: +2m Entire

Section	Overall	800m	600m	400m	200m
Section Times	0:52.01 [6] (0:06.57)	0:45.44 [2] (0:10.42)	0:35.02 [1] (0:11.06)	0:23.96 [2] (0:11.72)	0:12.24 [4] (0:12.24)
Average Speed [km/h]	38.7	69.6	65.4	61.6	58.7
Top Speed [km/h]	63.7	71.0	70.4	63.4	60.0
Avg. Dist. to Rail [m]	1.0	3.3	1.7	0.4	1.4
Avg. Stride Freq. [Hz]	2.4	2.7	2.5	2.4	2.3
Avg. Stride Length [m]	4.5	7.2	7.1	7.1	7.0



- [] Ranking at each section and finish
- .-.- No data available at this section
- NA No data available



Horse/Jockey Name	Polygal
Final Rank	7
Fastest Section Time (Section)	0:06.55 (Overall)
Top Speed [km/h] (Section)	68.3 (800m)
Race State	Finished

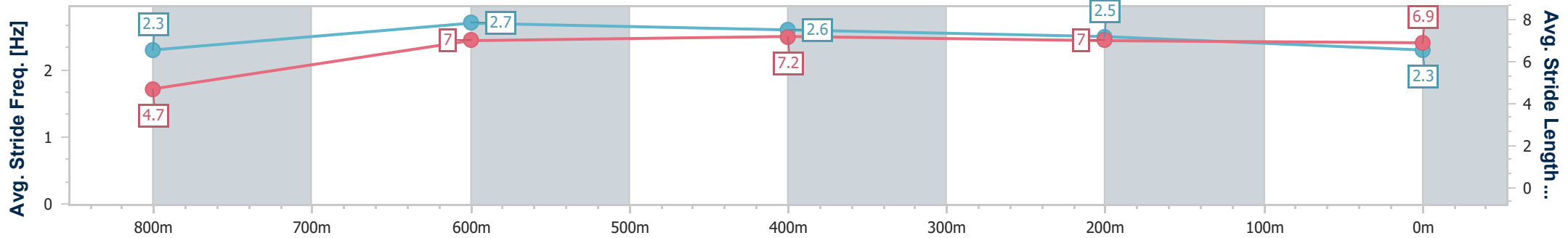
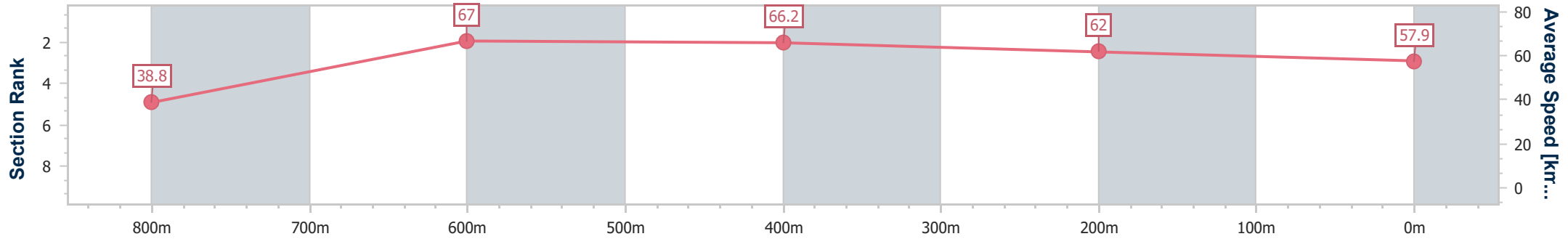


Toowoomba QLD Professional
 Race 6: SUBZERO AIRCONDITIONING BENCHMARK 60
 Handicap - 870m
 15 June 2024 - 19:45



Track Rating: Good 3, Weather: Fine, Rail Position: +2m Entire

Section	Overall	800m	600m	400m	200m
Section Times	0:52.39 [7] (0:06.55)	0:45.84 [1] (0:10.79)	0:35.05 [6] (0:10.96)	0:24.09 [6] (0:11.69)	0:12.40 [5] (0:12.40)
Average Speed [km/h]	38.8	67.0	66.2	62.0	57.9
Top Speed [km/h]	62.8	68.3	68.0	63.8	60.9
Avg. Dist. to Rail [m]	2.6	2.9	0.9	2.2	3.3
Avg. Stride Freq. [Hz]	2.3	2.7	2.6	2.5	2.3
Avg. Stride Length [m]	4.7	7.0	7.2	7.0	6.9



- [] Ranking at each section and finish
- .-.- No data available at this section
- NA No data available



Horse/Jockey Name	Hayai Uma
Final Rank	8
Fastest Section Time (Section)	0:06.61 (Overall)
Top Speed [km/h] (Section)	71.2 (800m)
Race State	Finished

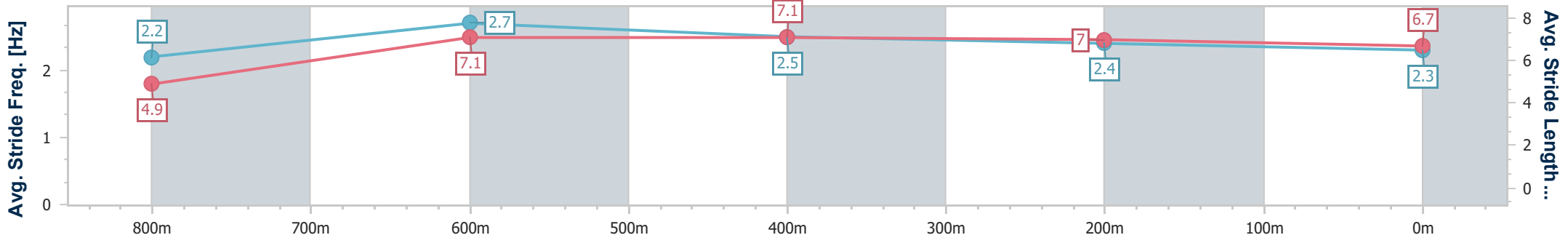
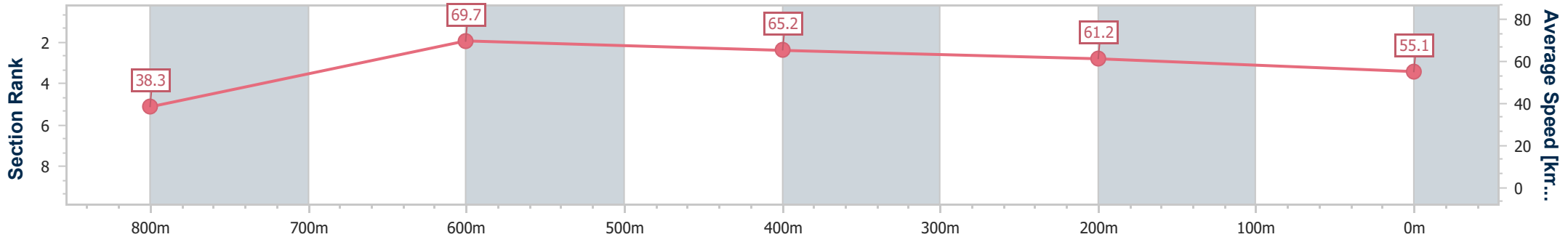


Toowoomba QLD Professional
 Race 6: SUBZERO AIRCONDITIONING BENCHMARK 60
 Handicap - 870m
 15 June 2024 - 19:45



Track Rating: Good 3, Weather: Fine, Rail Position: +2m Entire

Section	Overall	800m	600m	400m	200m
Section Times	0:53.19 [8] (0:06.61)	0:46.58 [4] (0:10.41)	0:36.17 [2] (0:11.21)	0:24.96 [5] (0:11.90)	0:13.06 [7] (0:13.06)
Average Speed [km/h]	38.3	69.7	65.2	61.2	55.1
Top Speed [km/h]	64.7	71.2	69.5	62.9	58.8
Avg. Dist. to Rail [m]	3.8	4.8	3.4	3.6	1.1
Avg. Stride Freq. [Hz]	2.2	2.7	2.5	2.4	2.3
Avg. Stride Length [m]	4.9	7.1	7.1	7.0	6.7



- [] Ranking at each section and finish
- .-.- No data available at this section
- NA No data available



Horse/Jockey Name	Tokyo Sins
Final Rank	1
Fastest Section Time (Section)	--:--
Top Speed [km/h] (Section)	--
Race State	DidNotTrack



Toowoomba QLD Professional
 Race 6: SUBZERO AIRCONDITIONING BENCHMARK 60
 Handicap - 870m



15 June 2024 - 19:45

Track Rating: Good 3, Weather: Fine, Rail Position: +2m Entire

Section	Overall	800m	600m	400m	200m								
Section Times	--:--	--:--	--:--	--:--	--:--								
Average Speed [km/h]	--	--	--	--	--								
Top Speed [km/h]	--	--	--	--	--								
Avg. Dist. to Rail [m]	--	--	--	--	--								
Avg. Stride Freq. [Hz]	--	--	--	--	--								
Avg. Stride Length [m]	--	--	--	--	--								

- [] Ranking at each section and finish
- :-- No data available at this section
- NA No data available



Toowoomba QLD Professional

Race 7: PRYDE'S EASIFEED Maiden Plate - 1050m

15 June 2024 - 20:20



Track Rating: Good 3, Weather: Fine, Rail Position: +2m Entire

Section		Overall	1000m	800m	600m	400m	200m	Last 600m					
Field Times		1:02.86 (0:05.10)	0:57.76 (0:11.45)	0:46.31 (0:11.36)	0:34.95 (0:11.68)	0:23.27 (0:11.40)	0:11.87 (0:11.87)	0:34.95					
Rank	TAB Horse/Jockey	Barrier	Top Speed [km/h]	Fastest Section							Margin	Distance Travelled [m]	
1	2 LIGHTNING RAGE Georgina Cartwright	1	65.0 1000m	0:05.10 Overall	1:02.86 [1] (0:05.10)	0:57.76 [1] (0:11.45)	0:46.31 [1] (0:11.36)	0:34.95 [1] (0:11.68)	0:23.27 [1] (0:11.40)	0:11.87 [1] (0:11.87)	1:02.86	0:34.95	
2	1 BEANS MEANS Madeleine Wishart	2	65.6 1000m	0:05.40 Overall	1:03.52 [2] (0:05.40)	0:58.12 [7] (0:11.33)	0:46.79 [2] (0:11.45)	0:35.34 [2] (0:11.60)	0:23.74 [2] (0:11.76)	0:11.98 [2] (0:11.98)	3.8L	0:35.34	+3
3	5 OUTTA BEAUTY Luke Tarrant	4	65.2 800m	0:05.64 Overall	1:04.69 [3] (0:05.64)	0:59.05 [8] (0:11.90)	0:47.15 [9] (0:11.40)	0:35.75 [9] (0:11.58)	0:24.17 [7] (0:11.95)	0:12.22 [6] (0:12.22)	10.6L	0:35.75	+6
4	8 RAPT IN PINK Les Tilley	5	65.1 1000m	0:05.31 Overall	1:05.01 [4] (0:05.31)	0:59.70 [5] (0:11.84)	0:47.86 [7] (0:11.51)	0:36.35 [7] (0:11.61)	0:24.74 [5] (0:12.20)	0:12.54 [5] (0:12.54)	12.4L	0:36.35	+4
5	10 SUNFYRE Olivia Webb	6	65.4 800m	0:05.38 Overall	1:05.03 [5] (0:05.38)	0:59.65 [6] (0:11.67)	0:47.98 [6] (0:11.31)	0:36.67 [3] (0:11.80)	0:24.87 [4] (0:12.24)	0:12.63 [4] (0:12.63)	12.5L	0:36.67	+10
6	7 QUEEN OF THE SKIES Wayne O'Connell	8	64.4 1000m	0:05.20 Overall	1:05.50 [6] (0:05.20)	1:00.30 [3] (0:11.72)	0:48.58 [4] (0:11.48)	0:37.10 [4] (0:11.72)	0:25.38 [3] (0:12.21)	0:13.17 [3] (0:13.17)	15L	0:37.10	+5
7	6 MEASURED Jake Molloy	9	64.2 1000m	0:05.17 Overall	1:05.60 [7] (0:05.17)	1:00.43 [2] (0:11.74)	0:48.69 [3] (0:11.61)	0:37.08 [6] (0:11.81)	0:25.27 [6] (0:12.33)	0:12.94 [7] (0:12.94)	15.5L	0:37.08	+0
8	3 REGAL KING Luke Miller	3	64.6 1000m	0:05.64 Overall	1:05.90 [8] (0:05.64)	1:00.26 [9] (0:11.79)	0:48.47 [8] (0:11.45)	0:37.02 [8] (0:11.81)	0:25.21 [9] (0:12.28)	0:12.93 [8] (0:12.93)	17.3L	0:37.02	+2
9	9 SOUTHBROOK FLYER Alisha Donald	10	65.2 800m	0:05.23 Overall	1:06.50 [9] (0:05.23)	1:01.27 [4] (0:11.78)	0:49.49 [5] (0:11.47)	0:38.02 [5] (0:12.09)	0:25.93 [8] (0:12.87)	0:13.06 [9] (0:13.06)	20.6L	0:38.02	+12

Scratched: Dun With Roses (#4)



Horse/Jockey Name	Lightning Rage
Final Rank	1
Fastest Section Time (Section)	0:05.10 (Overall)
Top Speed [km/h] (Section)	65.0 (1000m)
Race State	Finished



Toowoomba QLD Professional

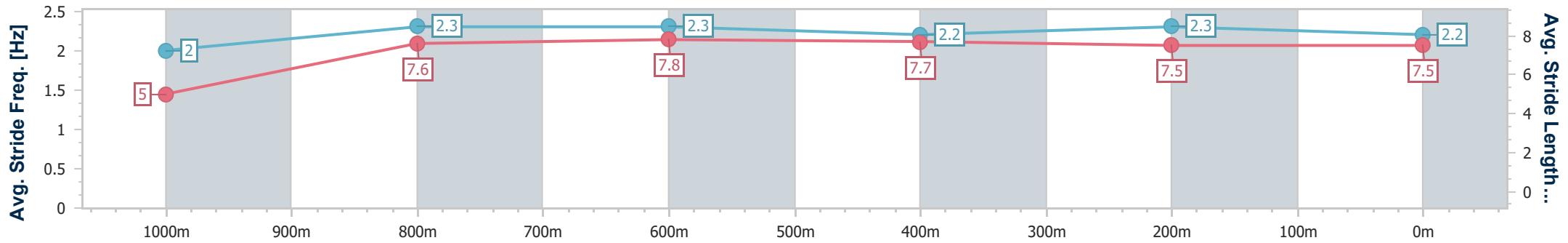
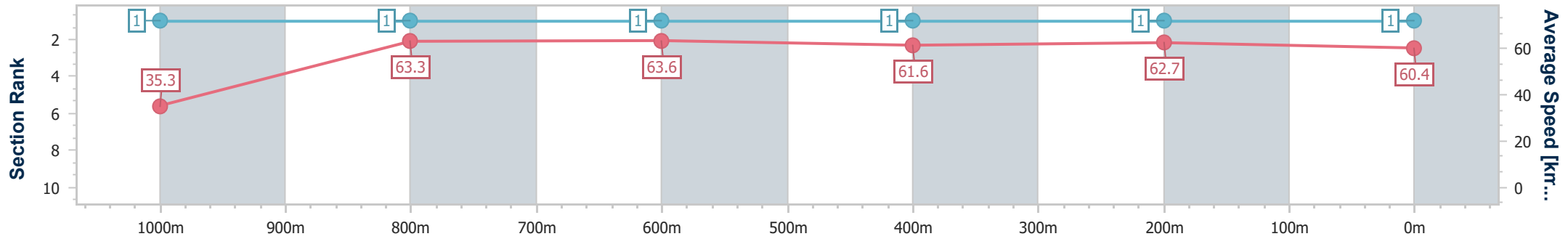
Race 7: PRYDE'S EASIFEED Maiden Plate - 1050m

15 June 2024 - 20:20



Track Rating: Good 3, Weather: Fine, Rail Position: +2m Entire

Section	Overall	1000m	800m	600m	400m	200m
Section Times	1:02.86 [1] (0:05.10)	0:57.76 [1] (0:11.45)	0:46.31 [1] (0:11.36)	0:34.95 [1] (0:11.68)	0:23.27 [1] (0:11.40)	0:11.87 [1] (0:11.87)
Average Speed [km/h]	35.3	63.3	63.6	61.6	62.7	60.4
Top Speed [km/h]	55.3	65.0	64.9	63.6	64.1	63.1
Avg. Dist. to Rail [m]	1.4	1.8	1.2	0.7	1.1	1.7
Avg. Stride Freq. [Hz]	2.0	2.3	2.3	2.2	2.3	2.2
Avg. Stride Length [m]	5.0	7.6	7.8	7.7	7.5	7.5



- [] Ranking at each section and finish
- .-.- No data available at this section
- NA No data available



Horse/Jockey Name	Beans Means
Final Rank	2
Fastest Section Time (Section)	0:05.40 (Overall)
Top Speed [km/h] (Section)	65.6 (1000m)
Race State	Finished



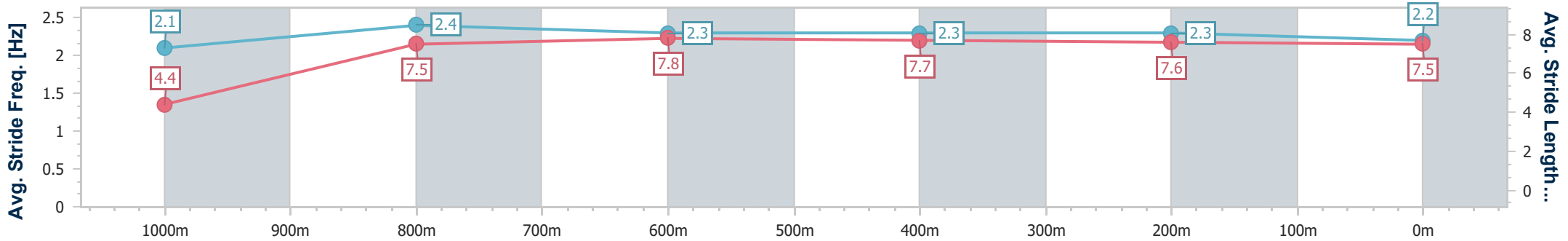
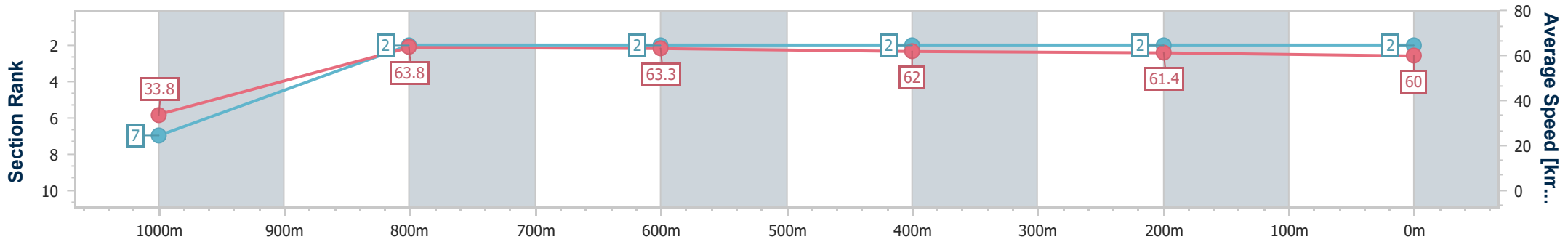
Toowoomba QLD Professional
Race 7: PRYDE'S EASIFEED Maiden Plate - 1050m



15 June 2024 - 20:20

Track Rating: Good 3, Weather: Fine, Rail Position: +2m Entire

Section	Overall	1000m	800m	600m	400m	200m
Section Times	1:03.52 [2] (0:05.40)	0:58.12 [7] (0:11.33)	0:46.79 [2] (0:11.45)	0:35.34 [2] (0:11.60)	0:23.74 [2] (0:11.76)	0:11.98 [2] (0:11.98)
Average Speed [km/h]	33.8	63.8	63.3	62.0	61.4	60.0
Top Speed [km/h]	57.6	65.6	64.7	64.8	62.7	60.9
Avg. Dist. to Rail [m]	1.1	1.1	1.3	0.6	1.1	1.0
Avg. Stride Freq. [Hz]	2.1	2.4	2.3	2.3	2.3	2.2
Avg. Stride Length [m]	4.4	7.5	7.8	7.7	7.6	7.5



- [] Ranking at each section and finish
- .-.- No data available at this section
- NA No data available



Horse/Jockey Name	Outta Beauty
Final Rank	3
Fastest Section Time (Section)	0:05.64 (Overall)
Top Speed [km/h] (Section)	65.2 (800m)
Race State	Finished



Toowoomba QLD Professional

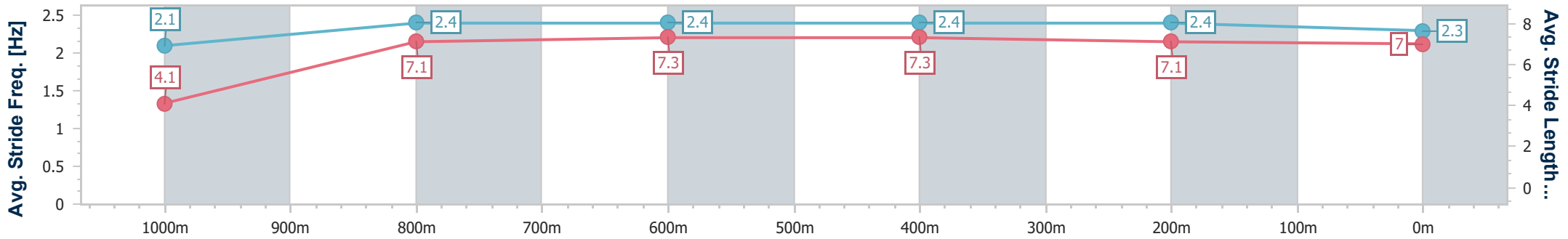
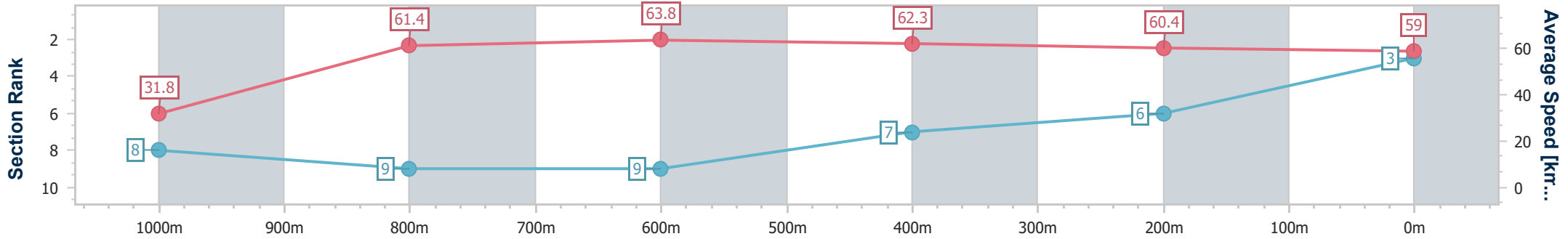
Race 7: PRYDE'S EASIFEED Maiden Plate - 1050m

15 June 2024 - 20:20



Track Rating: Good 3, Weather: Fine, Rail Position: +2m Entire

Section	Overall	1000m	800m	600m	400m	200m
Section Times	1:04.69 [3] (0:05.64)	0:59.05 [8] (0:11.90)	0:47.15 [9] (0:11.40)	0:35.75 [9] (0:11.58)	0:24.17 [7] (0:11.95)	0:12.22 [6]
Average Speed [km/h]	31.8	61.4	63.8	62.3	60.4	59.0
Top Speed [km/h]	52.7	64.3	65.2	63.6	61.7	60.6
Avg. Dist. to Rail [m]	1.5	3.1	2.2	0.7	2.0	2.8
Avg. Stride Freq. [Hz]	2.1	2.4	2.4	2.4	2.4	2.3
Avg. Stride Length [m]	4.1	7.1	7.3	7.3	7.1	7.0



- [] Ranking at each section and finish
- .-.- No data available at this section
- NA No data available



Horse/Jockey Name	Rapt In Pink
Final Rank	4
Fastest Section Time (Section)	0:05.31 (Overall)
Top Speed [km/h] (Section)	65.1 (1000m)
Race State	Finished



Toowoomba QLD Professional

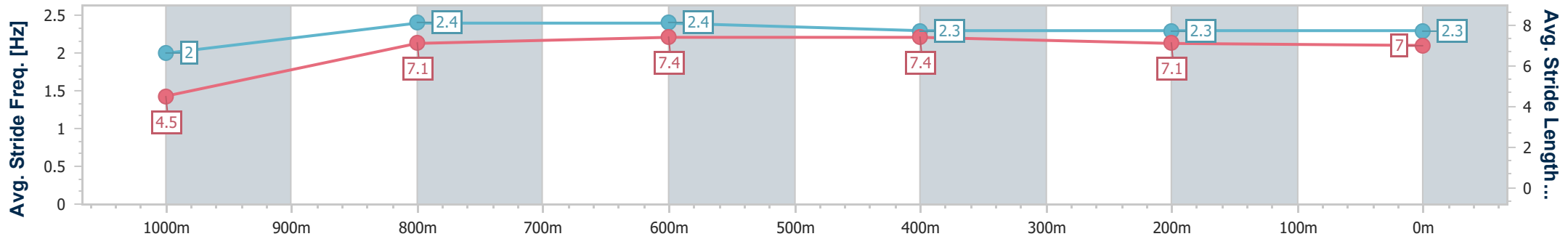
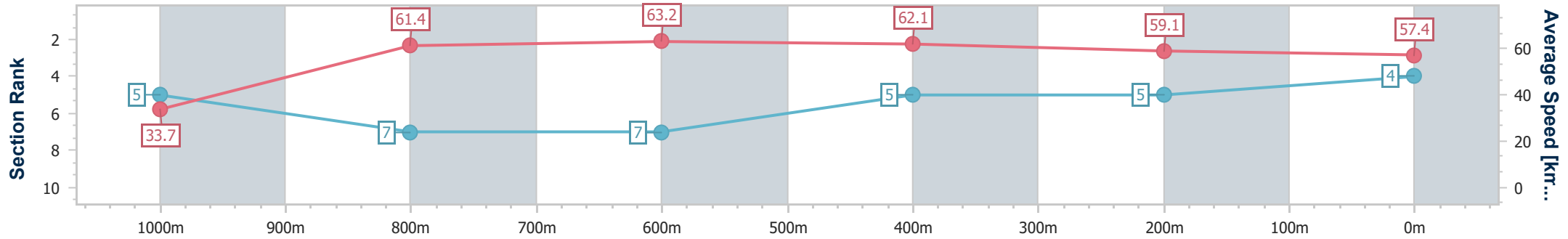
Race 7: PRYDE'S EASIFEED Maiden Plate - 1050m

15 June 2024 - 20:20



Track Rating: Good 3, Weather: Fine, Rail Position: +2m Entire

Section	Overall	1000m	800m	600m	400m	200m
Section Times	1:05.01 [4] (0:05.31)	0:59.70 [5] (0:11.84)	0:47.86 [7] (0:11.51)	0:36.35 [7] (0:11.61)	0:24.74 [5] (0:12.20)	0:12.54 [5] (0:12.54)
Average Speed [km/h]	33.7	61.4	63.2	62.1	59.1	57.4
Top Speed [km/h]	52.0	65.1	64.8	63.9	60.1	59.0
Avg. Dist. to Rail [m]	1.5	2.6	1.8	0.4	1.4	1.5
Avg. Stride Freq. [Hz]	2.0	2.4	2.4	2.3	2.3	2.3
Avg. Stride Length [m]	4.5	7.1	7.4	7.4	7.1	7.0



- [] Ranking at each section and finish
- .-.- No data available at this section
- NA No data available



Horse/Jockey Name	Sunfyre
Final Rank	5
Fastest Section Time (Section)	0:05.38 (Overall)
Top Speed [km/h] (Section)	65.4 (800m)
Race State	Finished



Toowoomba QLD Professional

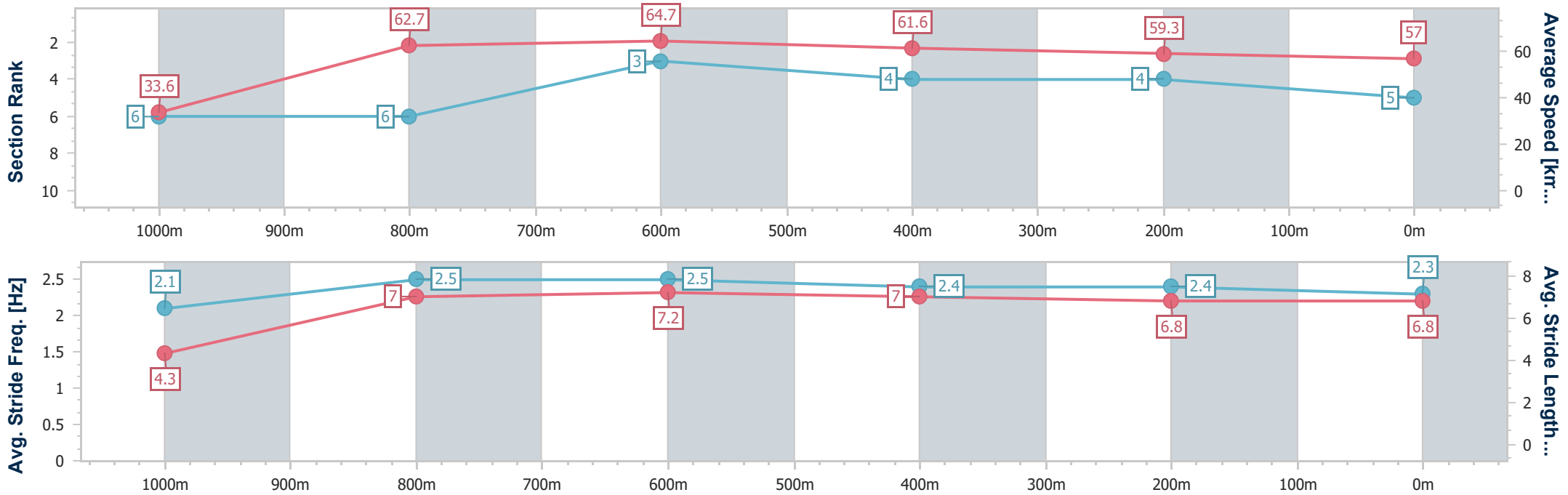
Race 7: PRYDE'S EASIFEED Maiden Plate - 1050m

15 June 2024 - 20:20

Track Rating: Good 3, Weather: Fine, Rail Position: +2m Entire



Section	Overall	1000m	800m	600m	400m	200m
Section Times	1:05.03 [5] (0:05.38)	0:59.65 [6] (0:11.67)	0:47.98 [6] (0:11.31)	0:36.67 [3] (0:11.80)	0:24.87 [4] (0:12.24)	0:12.63 [4] (0:12.63)
Average Speed [km/h]	33.6	62.7	64.7	61.6	59.3	57.0
Top Speed [km/h]	55.1	65.2	65.4	63.3	60.0	58.7
Avg. Dist. to Rail [m]	2.9	4.8	4.2	2.3	1.8	1.0
Avg. Stride Freq. [Hz]	2.1	2.5	2.5	2.4	2.4	2.3
Avg. Stride Length [m]	4.3	7.0	7.2	7.0	6.8	6.8



- [] Ranking at each section and finish
- .-.- No data available at this section
- NA No data available



Horse/Jockey Name	Queen Of The Skies
Final Rank	6
Fastest Section Time (Section)	0:05.20 (Overall)
Top Speed [km/h] (Section)	64.4 (1000m)
Race State	Finished



Toowoomba QLD Professional

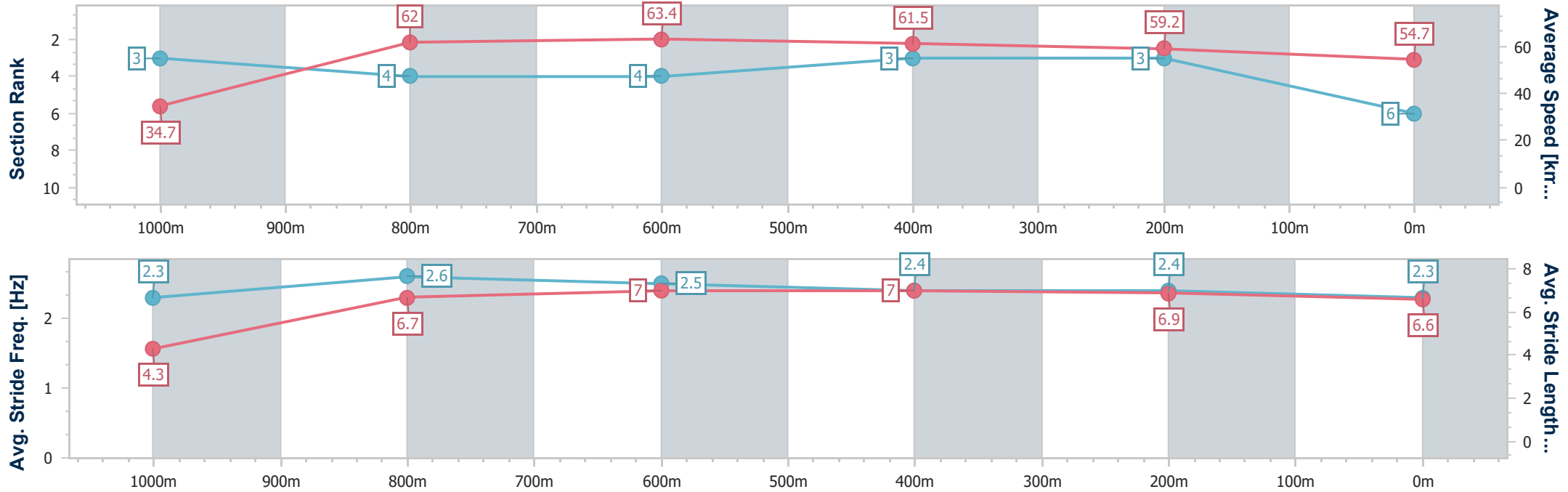
Race 7: PRYDE'S EASIFEED Maiden Plate - 1050m

15 June 2024 - 20:20

Track Rating: Good 3, Weather: Fine, Rail Position: +2m Entire



Section	Overall	1000m	800m	600m	400m	200m
Section Times	1:05.50 [6] (0:05.20)	1:00.30 [3] (0:11.72)	0:48.58 [4] (0:11.48)	0:37.10 [4] (0:11.72)	0:25.38 [3] (0:12.21)	0:13.17 [3] (0:13.17)
Average Speed [km/h]	34.7	62.0	63.4	61.5	59.2	54.7
Top Speed [km/h]	55.8	64.4	64.3	63.0	61.5	57.9
Avg. Dist. to Rail [m]	1.9	3.1	2.0	0.4	1.5	0.7
Avg. Stride Freq. [Hz]	2.3	2.6	2.5	2.4	2.4	2.3
Avg. Stride Length [m]	4.3	6.7	7.0	7.0	6.9	6.6



- [] Ranking at each section and finish
- .-.- No data available at this section
- NA No data available



Horse/Jockey Name	Measured
Final Rank	7
Fastest Section Time (Section)	0:05.17 (Overall)
Top Speed [km/h] (Section)	64.2 (1000m)
Race State	Finished



Toowoomba QLD Professional

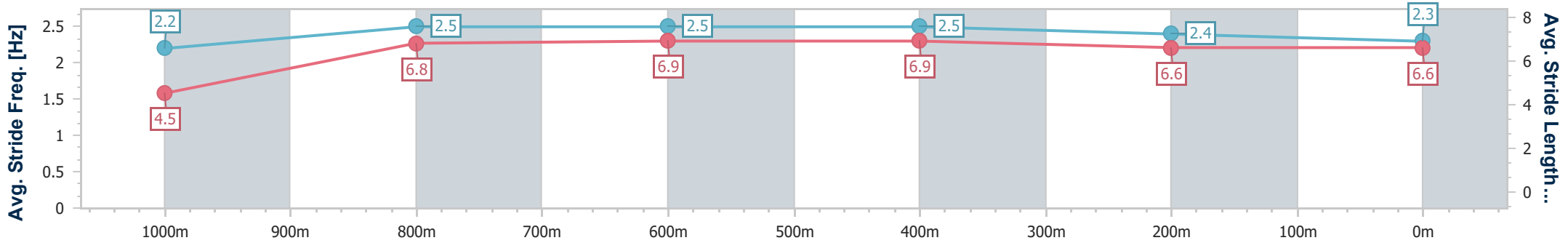
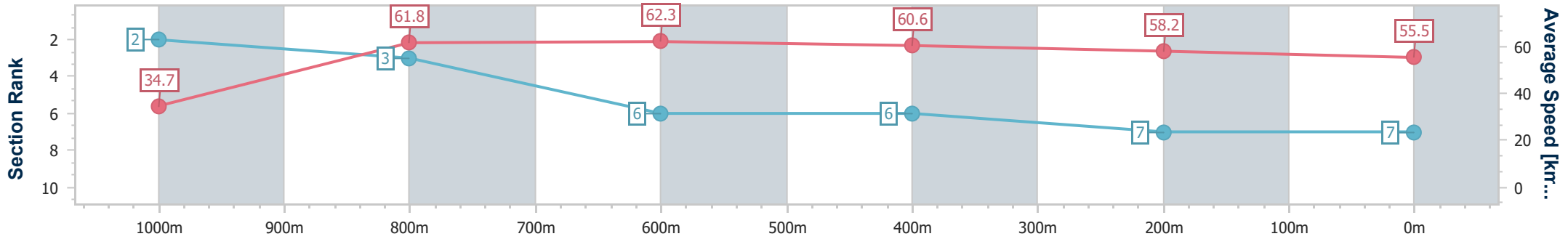
Race 7: PRYDE'S EASIFEED Maiden Plate - 1050m

15 June 2024 - 20:20



Track Rating: Good 3, Weather: Fine, Rail Position: +2m Entire

Section	Overall	1000m	800m	600m	400m	200m
Section Times	1:05.60 [7] (0:05.17)	1:00.43 [2] (0:11.74)	0:48.69 [3] (0:11.61)	0:37.08 [6] (0:11.81)	0:25.27 [6] (0:12.33)	0:12.94 [7] (0:12.94)
Average Speed [km/h]	34.7	61.8	62.3	60.6	58.2	55.5
Top Speed [km/h]	53.6	64.2	63.2	62.6	59.9	58.5
Avg. Dist. to Rail [m]	3.2	2.3	1.1	0.7	1.2	0.9
Avg. Stride Freq. [Hz]	2.2	2.5	2.5	2.5	2.4	2.3
Avg. Stride Length [m]	4.5	6.8	6.9	6.9	6.6	6.6



- [] Ranking at each section and finish
- .-.- No data available at this section
- NA No data available



Horse/Jockey Name	Regal King
Final Rank	8
Fastest Section Time (Section)	0:05.64 (Overall)
Top Speed [km/h] (Section)	64.6 (1000m)
Race State	Finished



Toowoomba QLD Professional

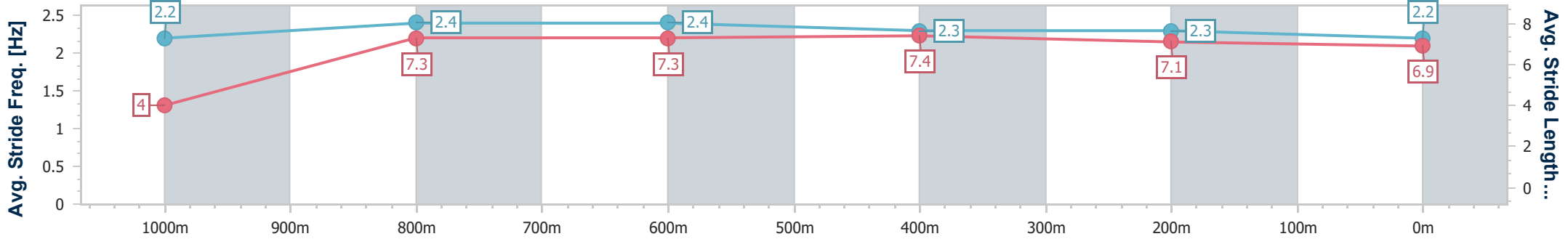
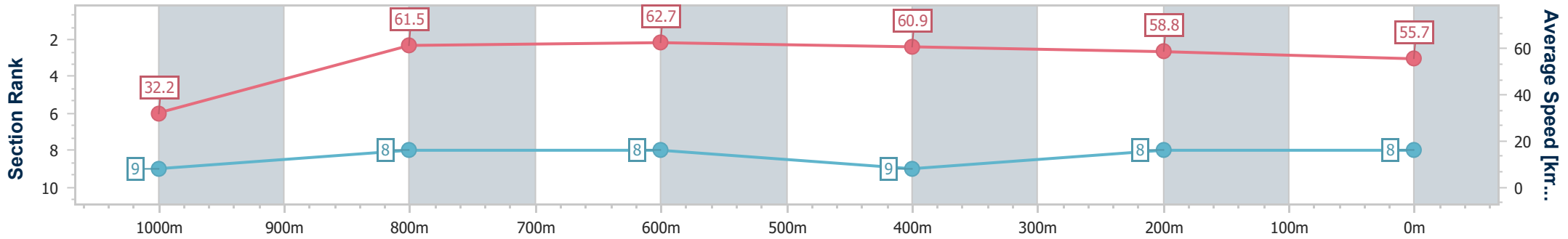
Race 7: PRYDE'S EASIFEED Maiden Plate - 1050m

15 June 2024 - 20:20



Track Rating: Good 3, Weather: Fine, Rail Position: +2m Entire

Section	Overall	1000m	800m	600m	400m	200m
Section Times	1:05.90 [8] (0:05.64)	1:00.26 [9] (0:11.79)	0:48.47 [8] (0:11.45)	0:37.02 [8] (0:11.81)	0:25.21 [9] (0:12.28)	0:12.93 [8]
Average Speed [km/h]	32.2	61.5	62.7	60.9	58.8	55.7
Top Speed [km/h]	55.4	64.6	64.5	62.6	60.1	56.3
Avg. Dist. to Rail [m]	0.5	0.9	0.2	0.2	1.8	4.5
Avg. Stride Freq. [Hz]	2.2	2.4	2.4	2.3	2.3	2.2
Avg. Stride Length [m]	4.0	7.3	7.3	7.4	7.1	6.9



- [] Ranking at each section and finish
- .-.- No data available at this section
- NA No data available



Horse/Jockey Name	Southbrook Flyer
Final Rank	9
Fastest Section Time (Section)	0:05.23 (Overall)
Top Speed [km/h] (Section)	65.2 (800m)
Race State	Finished



Toowoomba QLD Professional

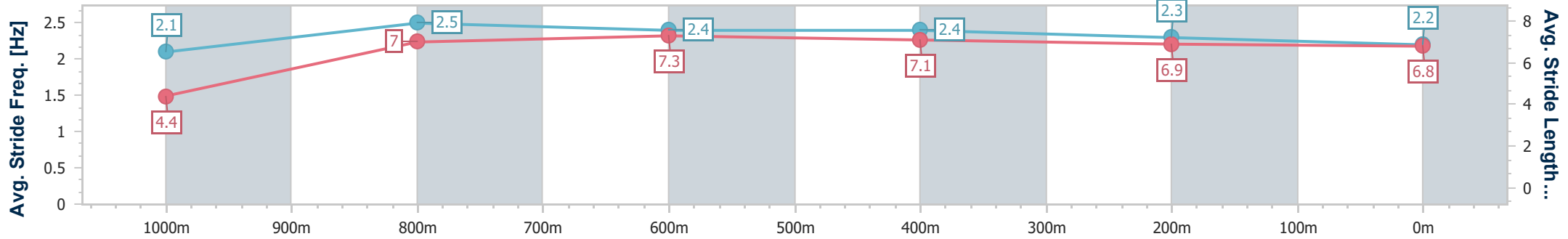
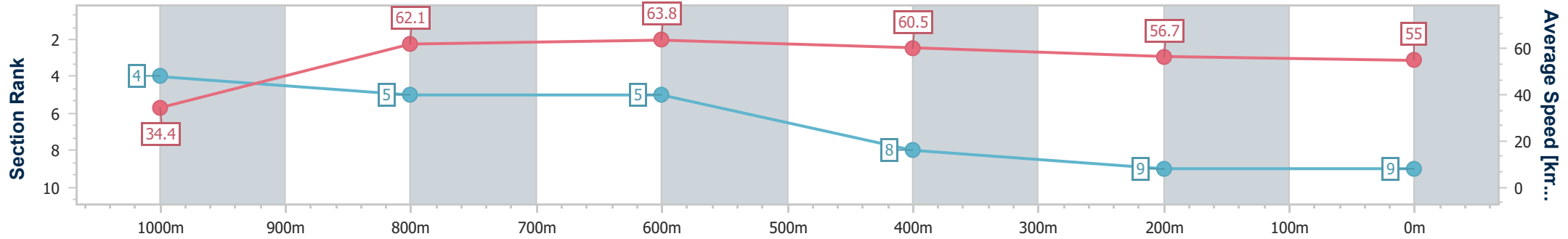
Race 7: PRYDE'S EASIFEED Maiden Plate - 1050m

15 June 2024 - 20:20



Track Rating: Good 3, Weather: Fine, Rail Position: +2m Entire

Section	Overall	1000m	800m	600m	400m	200m
Section Times	1:06.50 [9] (0:05.23)	1:01.27 [4] (0:11.78)	0:49.49 [5] (0:11.47)	0:38.02 [5] (0:12.09)	0:25.93 [8] (0:12.87)	0:13.06 [9] (0:13.06)
Average Speed [km/h]	34.4	62.1	63.8	60.5	56.7	55.0
Top Speed [km/h]	54.8	64.4	65.2	62.4	58.7	55.9
Avg. Dist. to Rail [m]	5.0	5.0	4.5	3.2	3.3	1.7
Avg. Stride Freq. [Hz]	2.1	2.5	2.4	2.4	2.3	2.2
Avg. Stride Length [m]	4.4	7.0	7.3	7.1	6.9	6.8



- [] Ranking at each section and finish
- .-.- No data available at this section
- NA No data available