



Rockhampton QLD Professional

Race 5: Pink Ribbon Day OPEN Handicap - 1200m



15 June 2024 - 14:48

Track Rating: Soft 5, Weather: Fine, Rail Position: +9.5m 950m-600m; +8m Remainder

Section		Overall										Last 600m	
Field Times		1:10.05										0:35.06	
		(0:12.83)											
		1000m											
		0:57.22											
		(0:10.64)											
		800m											
		0:46.58											
		(0:11.52)											
		600m											
		0:35.06											
		(0:11.24)											
		400m											
		0:23.82											
		(0:11.47)											
		200m											
		0:12.35											
		(0:12.35)											
Rank	TAB	Horse/Jockey	Barrier	Top Speed [km/h]	Fastest Section	Overall	1000m	800m	600m	400m	200m	Margin	Distance Travelled [m]
1	3	HONKYTONK DIVA Samantha Collett	4	66.7 1000m	0:11.09 1000m	1:10.05 [1] (0:13.06)	0:56.99 [4] (0:11.09)	0:45.90 [6] (0:11.36)	0:34.54 [6] (0:11.14)	0:23.40 [7] (0:11.30)	0:12.10 [6] (0:12.10)	1:10.05 0:34.54	
2	8	FASTCONI Jackson Murphy	2	68.2 1000m	0:10.89 1000m	1:10.15 [2] (0:13.16)	0:56.99 [5] (0:10.89)	0:46.10 [4] (0:11.33)	0:34.77 [4] (0:11.19)	0:23.58 [5] (0:11.38)	0:12.20 [5] (0:12.20)	0.56L 0:34.77	-8
3	6	CAPTAIN FOX Melea Castle	1	69.1 1000m	0:10.64 1000m	1:10.42 [3] (0:12.83)	0:57.59 [1] (0:10.64)	0:46.95 [1] (0:11.52)	0:35.43 [1] (0:11.24)	0:24.19 [1] (0:11.47)	0:12.72 [1] (0:12.72)	2.19L 0:35.43	-7
4	7	LETMELETGO Nathan Thomas	8	67.3 1000m	0:10.94 600m	1:10.53 [4] (0:13.53)	0:57.00 [9] (0:10.95)	0:46.05 [9] (0:11.29)	0:34.76 [8] (0:10.94)	0:23.82 [8] (0:11.36)	0:12.46 [7] (0:12.46)	2.84L 0:34.76	-3
5	9	JUST SUPER Warwick Satherley	7	68.6 1000m	0:10.88 1000m	1:10.63 [5] (0:12.88)	0:57.75 [2] (0:10.88)	0:46.87 [3] (0:11.41)	0:35.46 [3] (0:11.22)	0:24.24 [3] (0:11.48)	0:12.76 [3] (0:12.76)	3.39L 0:35.46	-6
6	5	THISLAND IS MYLAND Sean Cormack	5	67.7 1000m	0:10.84 600m	1:10.79 [6] (0:13.41)	0:57.38 [8] (0:10.88)	0:46.50 [8] (0:11.29)	0:35.21 [7] (0:10.84)	0:24.37 [4] (0:11.47)	0:12.90 [4] (0:12.90)	4.33L 0:35.21	+1
7	1	TIGER LEGEND Ashley Butler	9	68.7 1000m	0:10.78 1000m	1:11.02 [7] (0:12.91)	0:58.11 [3] (0:10.78)	0:47.33 [2] (0:11.42)	0:35.91 [2] (0:11.18)	0:24.73 [2] (0:11.46)	0:13.27 [2] (0:13.27)	5.69L 0:35.91	-7
8	10	THATFEELSBETTER Emily Lang	3	68.0 Overall	0:10.92 1000m	1:11.35 [8] (0:13.33)	0:58.02 [7] (0:10.92)	0:47.10 [7] (0:11.57)	0:35.53 [9] (0:10.97)	0:24.56 [9] (0:11.45)	0:13.11 [8] (0:13.11)	7.64L 0:35.53	-5
9	4	MAJOR ARTIE Kirk Matheson	6	67.8 1000m	0:10.82 1000m	1:11.68 [9] (0:13.23)	0:58.45 [6] (0:10.82)	0:47.63 [5] (0:11.36)	0:36.27 [5] (0:11.21)	0:25.06 [6] (0:11.90)	0:13.16 [9] (0:13.16)	9.59L 0:36.27	-4

Scratched: Fanaar (#11), Mill Rossa (#2)



Horse/Jockey Name	Honkytonk Diva
Final Rank	1
Fastest Section Time (Section)	0:11.09 (1000m)
Top Speed [km/h] (Section)	66.7 (1000m)
Race State	Finished



Rockhampton QLD Professional

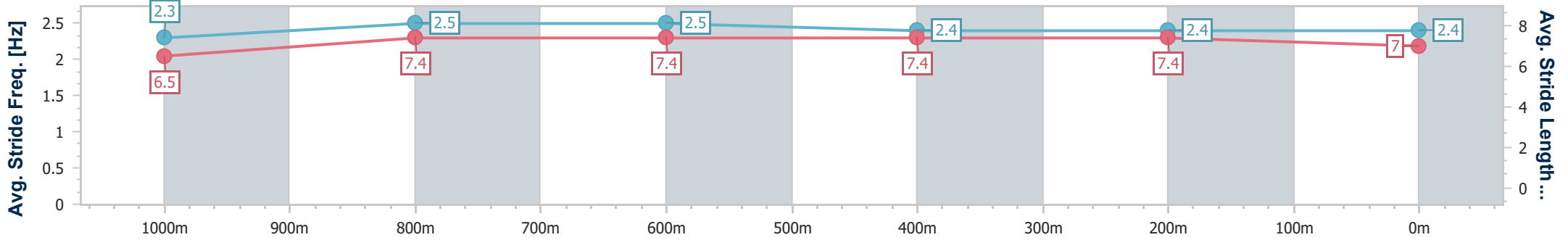
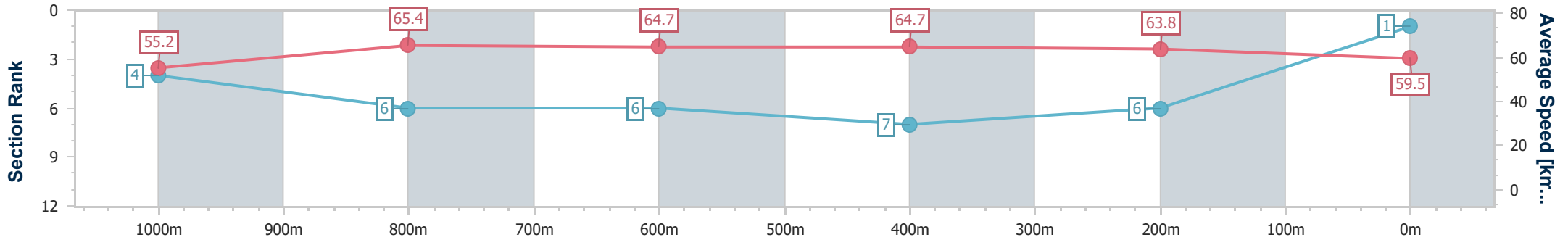
Race 5: Pink Ribbon Day OPEN Handicap - 1200m

15 June 2024 - 14:48

Track Rating: Soft 5, Weather: Fine, Rail Position: +9.5m 950m-600m; +8m Remainder



Section	Overall	1000m	800m	600m	400m	200m
Section Times	1:10.05 [1] (0:13.06)	0:56.99 [4] (0:11.09)	0:45.90 [6] (0:11.36)	0:34.54 [6] (0:11.14)	0:23.40 [7] (0:11.30)	0:12.10 [6] (0:12.10)
Average Speed [km/h]	55.2	65.4	64.7	64.7	63.8	59.5
Top Speed [km/h]	65.9	66.7	66.2	66.3	66.3	62.8
Avg. Dist. to Rail [m]	1.0	1.0	2.6	3.8	5.9	6.6
Avg. Stride Freq. [Hz]	2.3	2.5	2.5	2.4	2.4	2.4
Avg. Stride Length [m]	6.5	7.4	7.4	7.4	7.4	7.0



- [] Ranking at each section and finish
- .-.- No data available at this section
- NA No data available



Horse/Jockey Name	Fastconi
Final Rank	2
Fastest Section Time (Section)	0:10.89 (1000m)
Top Speed [km/h] (Section)	68.2 (1000m)
Race State	Finished



Rockhampton QLD Professional

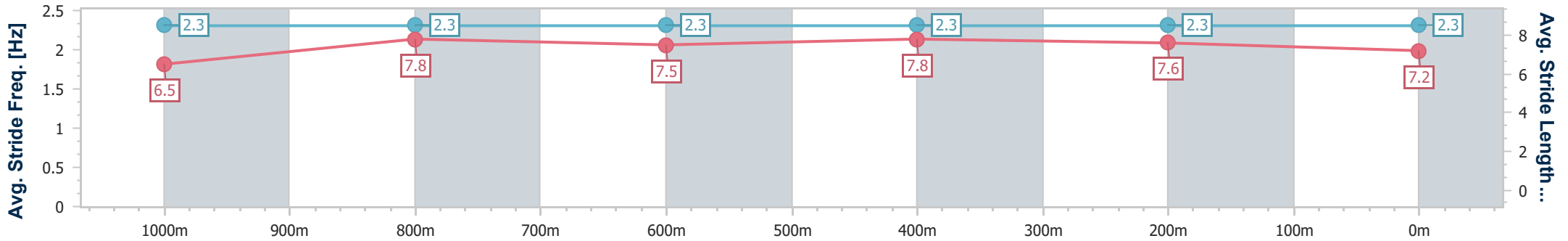
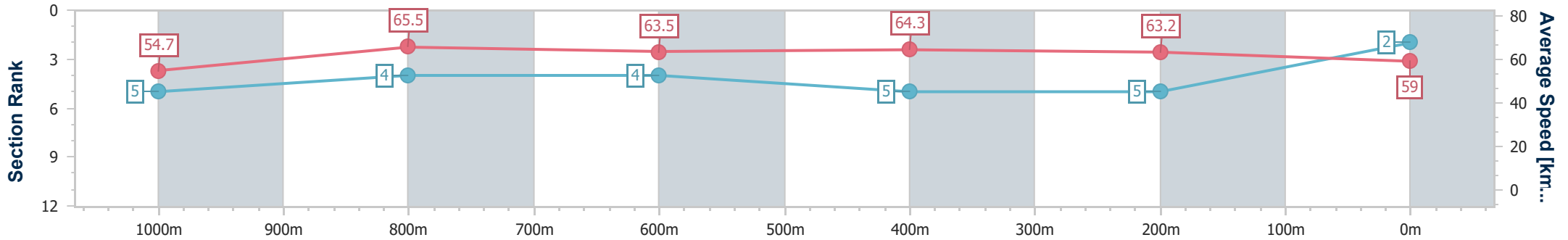
Race 5: Pink Ribbon Day OPEN Handicap - 1200m

15 June 2024 - 14:48

Track Rating: Soft 5, Weather: Fine, Rail Position: +9.5m 950m-600m; +8m Remainder



Section	Overall	1000m	800m	600m	400m	200m
Section Times	1:10.15 [2] (0:13.16)	0:56.99 [5] (0:10.89)	0:46.10 [4] (0:11.33)	0:34.77 [4] (0:11.19)	0:23.58 [5] (0:11.38)	0:12.20 [5] (0:12.20)
Average Speed [km/h]	54.7	65.5	63.5	64.3	63.2	59.0
Top Speed [km/h]	67.5	68.2	65.0	65.4	64.3	60.9
Avg. Dist. to Rail [m]	1.4	1.9	0.7	1.0	2.6	3.4
Avg. Stride Freq. [Hz]	2.3	2.3	2.3	2.3	2.3	2.3
Avg. Stride Length [m]	6.5	7.8	7.5	7.8	7.6	7.2



- [] Ranking at each section and finish
- .-.- No data available at this section
- NA No data available



Horse/Jockey Name	Captain Fox
Final Rank	3
Fastest Section Time (Section)	0:10.64 (1000m)
Top Speed [km/h] (Section)	69.1 (1000m)
Race State	Finished



Rockhampton QLD Professional

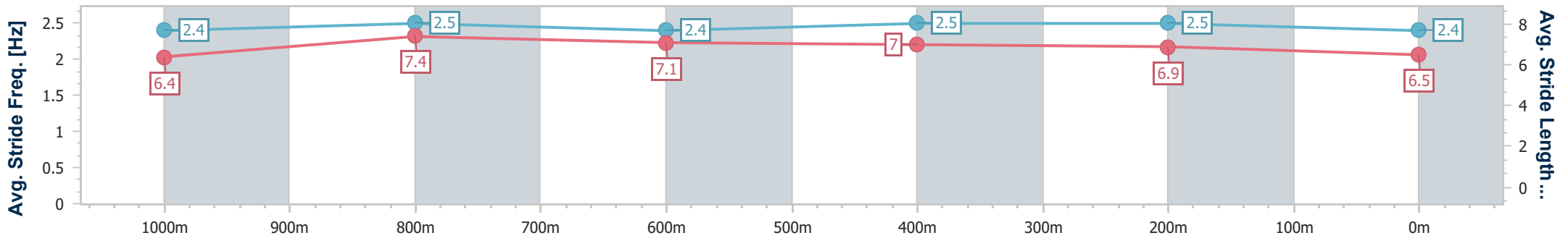
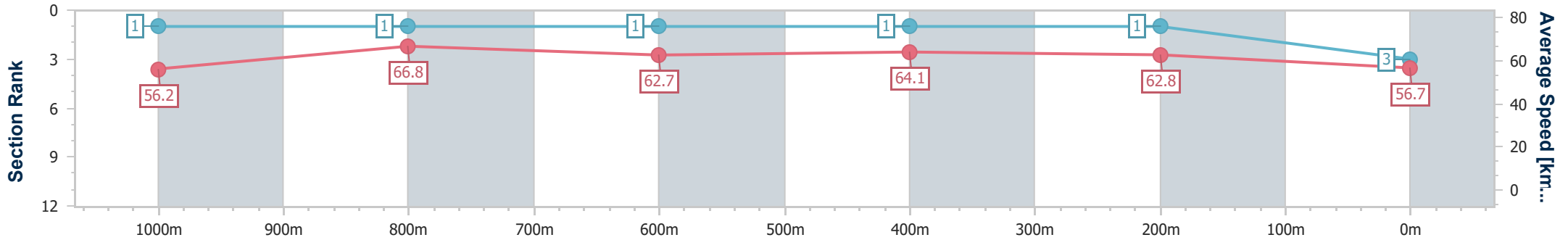
Race 5: Pink Ribbon Day OPEN Handicap - 1200m

15 June 2024 - 14:48

Track Rating: Soft 5, Weather: Fine, Rail Position: +9.5m 950m-600m; +8m Remainder



Section	Overall	1000m	800m	600m	400m	200m
Section Times	1:10.42 [3] (0:12.83)	0:57.59 [1] (0:10.64)	0:46.95 [1] (0:11.52)	0:35.43 [1] (0:11.24)	0:24.19 [1] (0:11.47)	0:12.72 [1] (0:12.72)
Average Speed [km/h]	56.2	66.8	62.7	64.1	62.8	56.7
Top Speed [km/h]	68.5	69.1	64.9	65.4	65.4	59.6
Avg. Dist. to Rail [m]	1.4	2.0	1.0	1.4	2.1	2.8
Avg. Stride Freq. [Hz]	2.4	2.5	2.4	2.5	2.5	2.4
Avg. Stride Length [m]	6.4	7.4	7.1	7.0	6.9	6.5



- [] Ranking at each section and finish
- .-.- No data available at this section
- NA No data available



Horse/Jockey Name	Letmeletgo
Final Rank	4
Fastest Section Time (Section)	0:10.94 (600m)
Top Speed [km/h] (Section)	67.3 (1000m)
Race State	Finished



Rockhampton QLD Professional

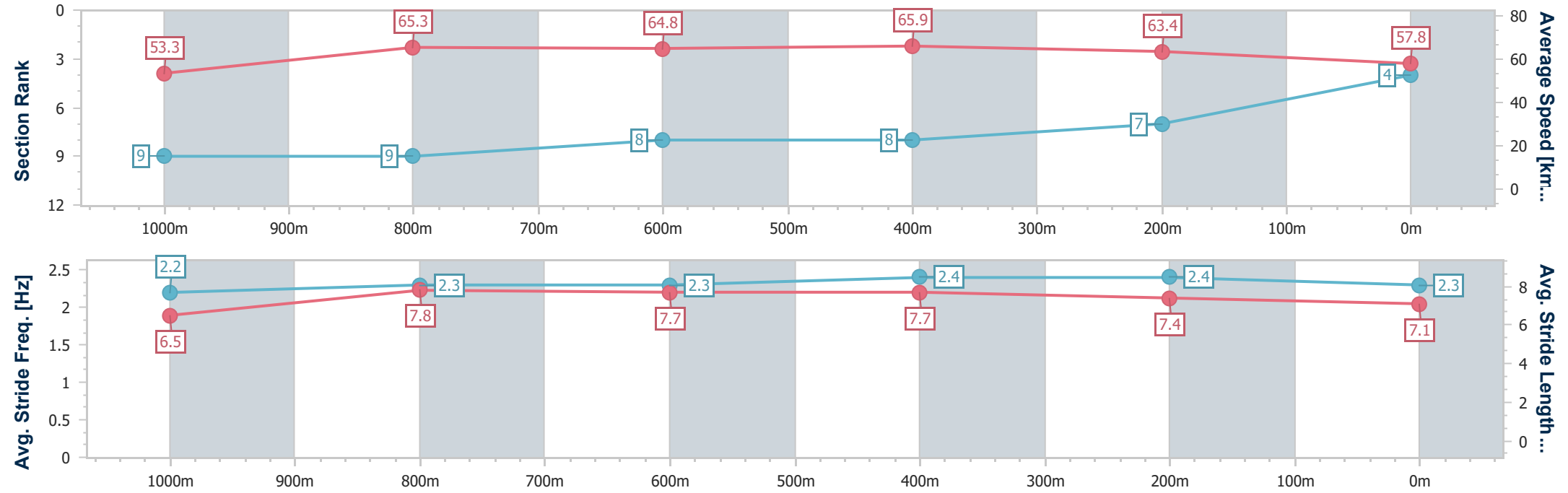
Race 5: Pink Ribbon Day OPEN Handicap - 1200m

15 June 2024 - 14:48

Track Rating: Soft 5, Weather: Fine, Rail Position: +9.5m 950m-600m; +8m Remainder



Section	Overall	1000m	800m	600m	400m	200m
Section Times	1:10.53 [4] (0:13.53)	0:57.00 [9] (0:10.95)	0:46.05 [9] (0:11.29)	0:34.76 [8] (0:10.94)	0:23.82 [8] (0:11.36)	0:12.46 [7] (0:12.46)
Average Speed [km/h]	53.3	65.3	64.8	65.9	63.4	57.8
Top Speed [km/h]	65.0	67.3	66.3	67.0	64.7	60.8
Avg. Dist. to Rail [m]	4.0	1.2	1.9	3.7	5.7	6.5
Avg. Stride Freq. [Hz]	2.2	2.3	2.3	2.4	2.4	2.3
Avg. Stride Length [m]	6.5	7.8	7.7	7.7	7.4	7.1



- [] Ranking at each section and finish
- .-.- No data available at this section
- NA No data available



Horse/Jockey Name	Just Super
Final Rank	5
Fastest Section Time (Section)	0:10.88 (1000m)
Top Speed [km/h] (Section)	68.6 (1000m)
Race State	Finished



Rockhampton QLD Professional

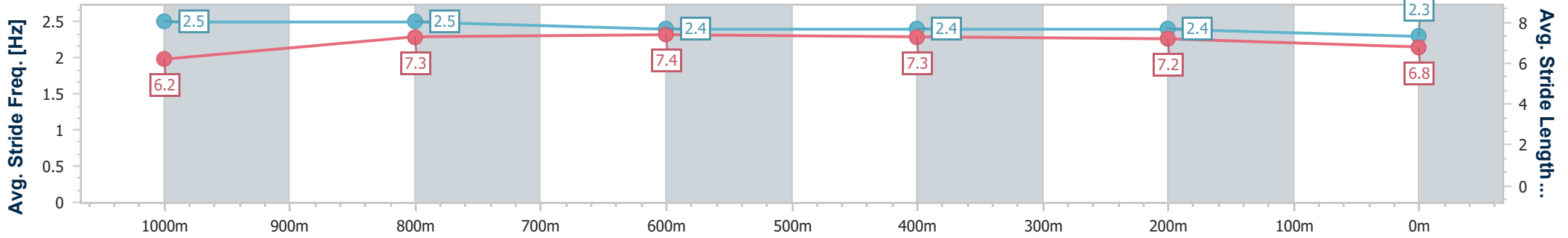
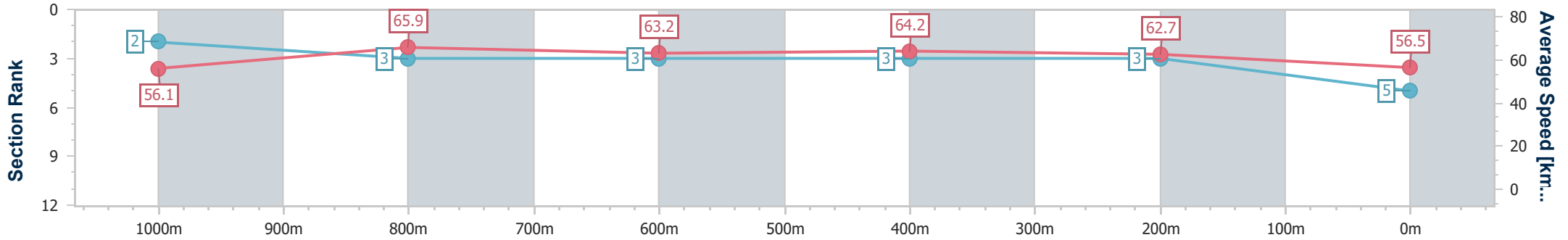
Race 5: Pink Ribbon Day OPEN Handicap - 1200m

15 June 2024 - 14:48

Track Rating: Soft 5, Weather: Fine, Rail Position: +9.5m 950m-600m; +8m Remainder



Section	Overall	1000m	800m	600m	400m	200m
Section Times	1:10.63 [5] (0:12.88)	0:57.75 [2] (0:10.88)	0:46.87 [3] (0:11.41)	0:35.46 [3] (0:11.22)	0:24.24 [3] (0:11.48)	0:12.76 [3] (0:12.76)
Average Speed [km/h]	56.1	65.9	63.2	64.2	62.7	56.5
Top Speed [km/h]	68.5	68.6	64.7	65.5	64.7	60.1
Avg. Dist. to Rail [m]	3.1	0.7	1.0	1.8	2.5	2.5
Avg. Stride Freq. [Hz]	2.5	2.5	2.4	2.4	2.4	2.3
Avg. Stride Length [m]	6.2	7.3	7.4	7.3	7.2	6.8



- [] Ranking at each section and finish
- .-.- No data available at this section
- NA No data available



Horse/Jockey Name	Thisland Is Myland
Final Rank	6
Fastest Section Time (Section)	0:10.84 (600m)
Top Speed [km/h] (Section)	67.7 (1000m)
Race State	Finished



Rockhampton QLD Professional

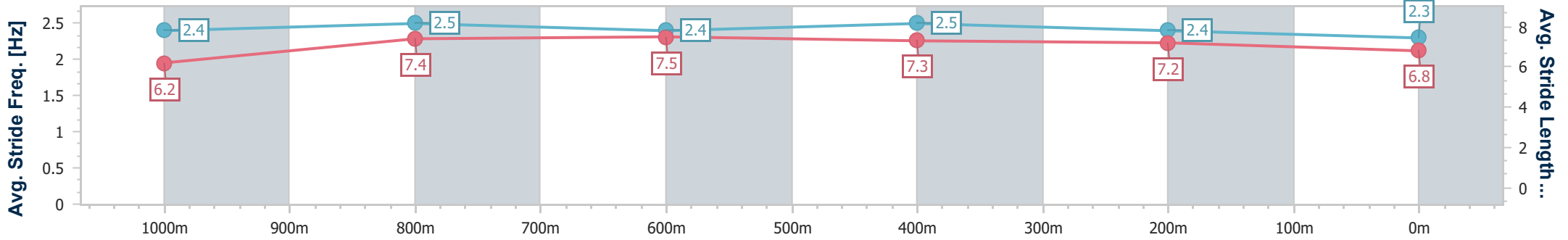
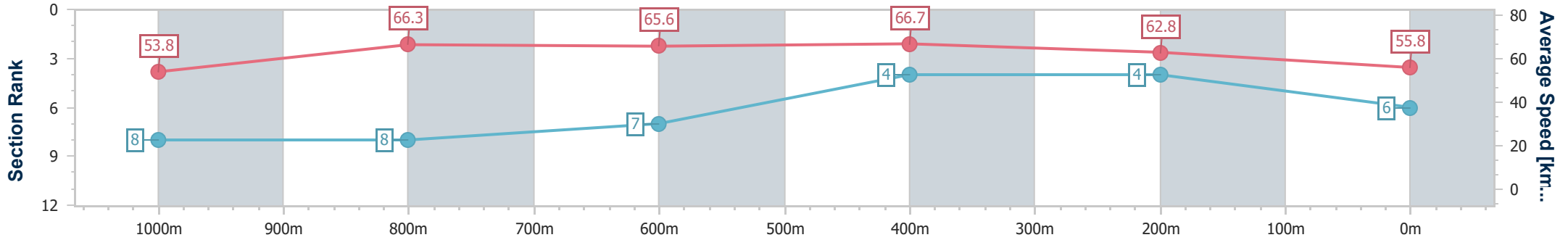
Race 5: Pink Ribbon Day OPEN Handicap - 1200m

15 June 2024 - 14:48

Track Rating: Soft 5, Weather: Fine, Rail Position: +9.5m 950m-600m; +8m Remainder



Section	Overall	1000m	800m	600m	400m	200m
Section Times	1:10.79 [6] (0:13.41)	0:57.38 [8] (0:10.88)	0:46.50 [8] (0:11.29)	0:35.21 [7] (0:10.84)	0:24.37 [4] (0:11.47)	0:12.90 [4] (0:12.90)
Average Speed [km/h]	53.8	66.3	65.6	66.7	62.8	55.8
Top Speed [km/h]	66.9	67.7	66.9	67.6	66.5	59.1
Avg. Dist. to Rail [m]	1.5	0.9	3.9	6.6	5.7	6.0
Avg. Stride Freq. [Hz]	2.4	2.5	2.4	2.5	2.4	2.3
Avg. Stride Length [m]	6.2	7.4	7.5	7.3	7.2	6.8



- [] Ranking at each section and finish
- .-.- No data available at this section
- NA No data available



Horse/Jockey Name	Tiger Legend
Final Rank	7
Fastest Section Time (Section)	0:10.78 (1000m)
Top Speed [km/h] (Section)	68.7 (1000m)
Race State	Finished



Rockhampton QLD Professional

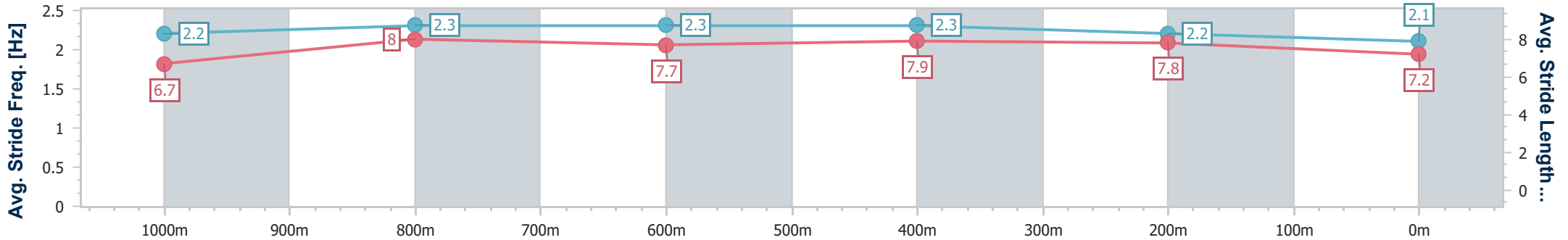
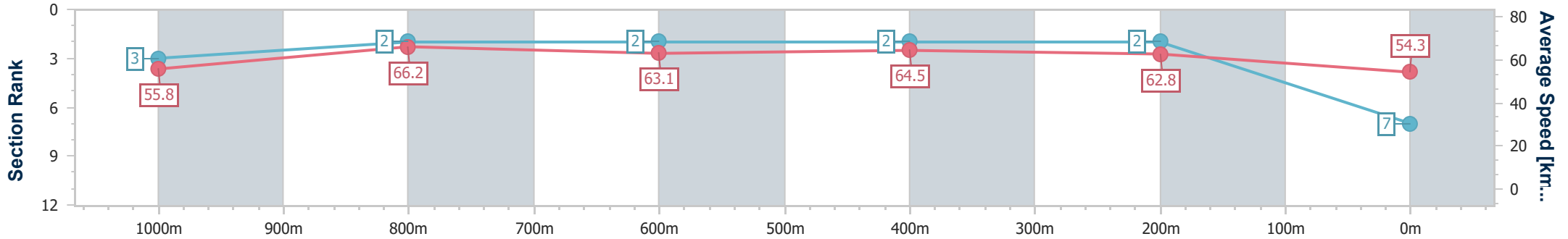
Race 5: Pink Ribbon Day OPEN Handicap - 1200m

15 June 2024 - 14:48

Track Rating: Soft 5, Weather: Fine, Rail Position: +9.5m 950m-600m; +8m Remainder



Section	Overall	1000m	800m	600m	400m	200m
Section Times	1:11.02 [7] (0:12.91)	0:58.11 [3] (0:10.78)	0:47.33 [2] (0:11.42)	0:35.91 [2] (0:11.18)	0:24.73 [2] (0:11.46)	0:13.27 [2] (0:13.27)
Average Speed [km/h]	55.8	66.2	63.1	64.5	62.8	54.3
Top Speed [km/h]	68.2	68.7	64.3	65.2	64.7	60.5
Avg. Dist. to Rail [m]	4.6	1.3	1.6	3.0	3.5	3.9
Avg. Stride Freq. [Hz]	2.2	2.3	2.3	2.3	2.2	2.1
Avg. Stride Length [m]	6.7	8.0	7.7	7.9	7.8	7.2



- [] Ranking at each section and finish
- .-.- No data available at this section
- NA No data available



Horse/Jockey Name	Thatfeelsbetter
Final Rank	8
Fastest Section Time (Section)	0:10.92 (1000m)
Top Speed [km/h] (Section)	68.0 (Overall)
Race State	Finished



Rockhampton QLD Professional

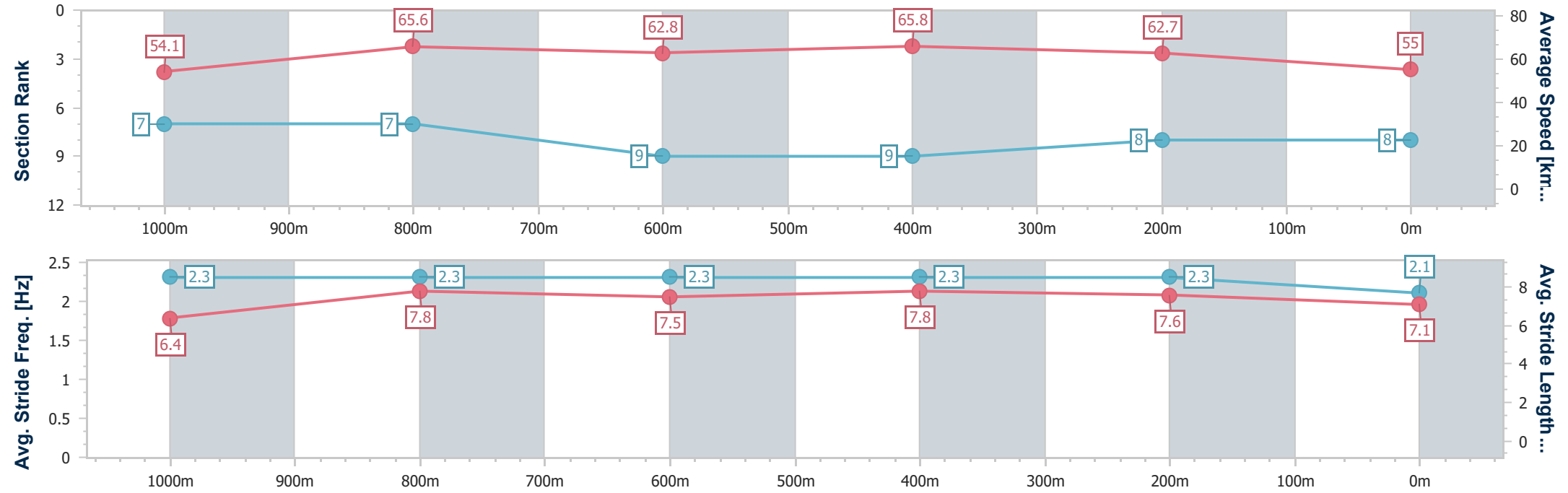
Race 5: Pink Ribbon Day OPEN Handicap - 1200m

15 June 2024 - 14:48

Track Rating: Soft 5, Weather: Fine, Rail Position: +9.5m 950m-600m; +8m Remainder



Section	Overall	1000m	800m	600m	400m	200m
Section Times	1:11.35 [8] (0:13.33)	0:58.02 [7] (0:10.92)	0:47.10 [7] (0:11.57)	0:35.53 [9] (0:10.97)	0:24.56 [9] (0:11.45)	0:13.11 [8] (0:13.11)
Average Speed [km/h]	54.1	65.6	62.8	65.8	62.7	55.0
Top Speed [km/h]	68.0	67.8	64.3	66.3	65.1	60.1
Avg. Dist. to Rail [m]	0.4	1.2	1.6	1.6	4.1	5.4
Avg. Stride Freq. [Hz]	2.3	2.3	2.3	2.3	2.3	2.1
Avg. Stride Length [m]	6.4	7.8	7.5	7.8	7.6	7.1



- [] Ranking at each section and finish
- .-.- No data available at this section
- NA No data available



Horse/Jockey Name	Major Artie
Final Rank	9
Fastest Section Time (Section)	0:10.82 (1000m)
Top Speed [km/h] (Section)	67.8 (1000m)
Race State	Finished



Rockhampton QLD Professional

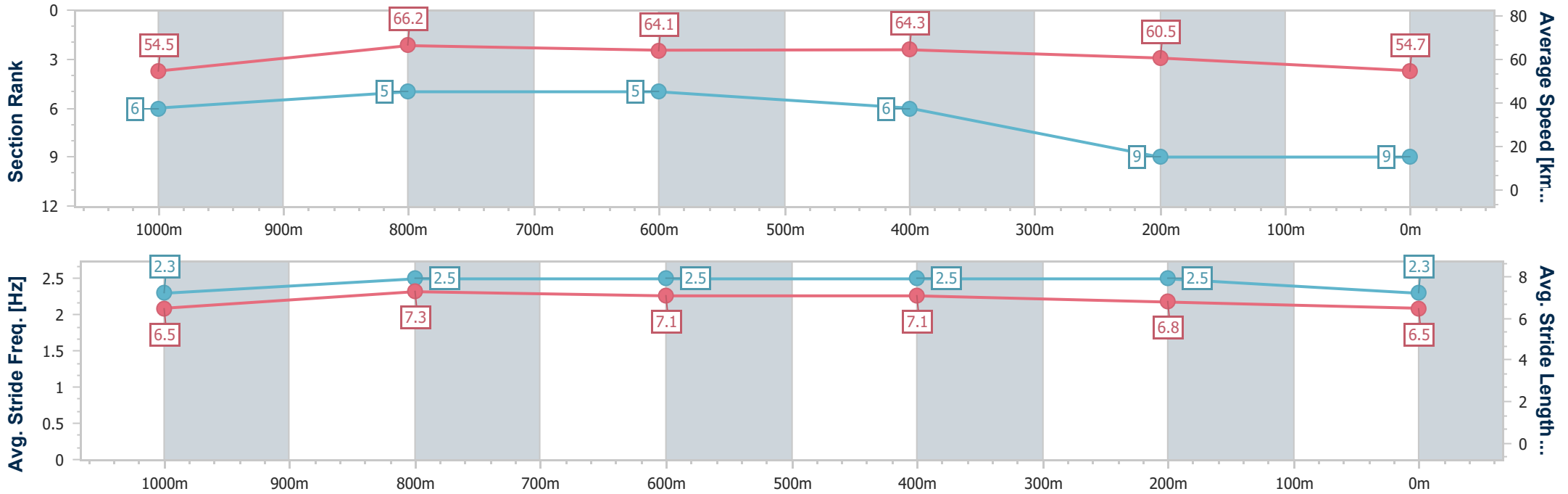
Race 5: Pink Ribbon Day OPEN Handicap - 1200m

15 June 2024 - 14:48

Track Rating: Soft 5, Weather: Fine, Rail Position: +9.5m 950m-600m; +8m Remainder



Section	Overall	1000m	800m	600m	400m	200m
Section Times	1:11.68 [9] (0:13.23)	0:58.45 [6] (0:10.82)	0:47.63 [5] (0:11.36)	0:36.27 [5] (0:11.21)	0:25.06 [6] (0:11.90)	0:13.16 [9] (0:13.16)
Average Speed [km/h]	54.5	66.2	64.1	64.3	60.5	54.7
Top Speed [km/h]	67.0	67.8	66.3	65.0	63.7	58.6
Avg. Dist. to Rail [m]	2.9	0.7	2.1	3.3	4.8	7.4
Avg. Stride Freq. [Hz]	2.3	2.5	2.5	2.5	2.5	2.3
Avg. Stride Length [m]	6.5	7.3	7.1	7.1	6.8	6.5



- [] Ranking at each section and finish
- .-.- No data available at this section
- NA No data available