



Rockhampton QLD Professional

Race 3: SEVEN NEWS BENCHMARK 65 Handicap - 1200m

15 June 2024 - 13:38



Track Rating: Soft 5, Weather: Fine, Rail Position: +9.5m 950m-600m; +8m Remainder

Section		Overall	1000m	800m	600m	400m	200m	Last 600m					
Field Times		1:10.63 (0:13.16)	0:57.47 (0:11.05)	0:46.42 (0:11.69)	0:34.73 (0:11.19)	0:23.54 (0:11.26)	0:12.28 (0:12.28)	0:34.73					
Rank	TAB Horse/Jockey	Barrier	Top Speed [km/h]	Fastest Section	Margin							Distance Travelled [m]	
1	6 JUNGLE BEAT Chris McIver	9	66.2 Overall	0:11.05 1000m	1:10.63 [1] (0:13.16)	0:57.47 [1] (0:11.05)	0:46.42 [1] (0:11.69)	0:34.73 [1] (0:11.19)	0:23.54 [1] (0:11.26)	0:12.28 [1] (0:12.28)	1:10.63	0:34.73	
2	3 KICK ON COMMAND Ashley Butler	2	67.9 600m	0:10.86 600m	1:10.91 [2] (0:13.52)	0:57.39 [4] (0:11.39)	0:46.00 [4] (0:11.67)	0:34.33 [4] (0:10.86)	0:23.47 [4] (0:11.23)	0:12.24 [2] (0:12.24)	1.65L	0:34.33	+2
3	2 CUSACK Kirk Matheson	3	67.6 600m	0:10.77 600m	1:10.98 [3] (0:13.85)	0:57.13 [6] (0:11.27)	0:45.86 [6] (0:11.74)	0:34.12 [6] (0:10.77)	0:23.35 [6] (0:11.12)	0:12.23 [3] (0:12.23)	2.08L	0:34.12	+1
4	8 SIX SIDES Jackson Murphy	7	68.1 600m	0:10.77 600m	1:11.13 [4] (0:13.99)	0:57.14 [7] (0:11.33)	0:45.81 [7] (0:11.59)	0:34.22 [7] (0:10.77)	0:23.45 [7] (0:11.29)	0:12.16 [5] (0:12.16)	2.94L	0:34.22	+1
5	1 VILLADEN Tasha Chambers	1	65.3 1000m	0:11.18 600m	1:11.45 [5] (0:13.23)	0:58.22 [2] (0:11.19)	0:47.03 [3] (0:11.73)	0:35.30 [3] (0:11.18)	0:24.12 [3] (0:11.50)	0:12.62 [4] (0:12.62)	4.85L	0:35.30	+3
6	4 KEFALONIA Samantha Collett	5	67.0 600m	0:10.86 600m	1:11.58 [6] (0:13.84)	0:57.74 [5] (0:11.27)	0:46.47 [5] (0:11.56)	0:34.91 [5] (0:10.86)	0:24.05 [5] (0:11.46)	0:12.59 [6] (0:12.59)	5.58L	0:34.91	+4
7	5 NIC ME SOME Nathan Thomas	6	66.0 1000m	0:11.10 1000m	1:12.22 [7] (0:13.31)	0:58.91 [3] (0:11.10)	0:47.81 [2] (0:11.54)	0:36.27 [2] (0:11.32)	0:24.95 [2] (0:11.87)	0:13.08 [7] (0:13.08)	9.39L	0:36.27	+3

Scratched: New York Gal (#7), Sennaprost (#9)

[] Ranking at each section and finish
 -:-:- No data available at this section
 NA No data available

SCN Saddle cloth number
 DNF Did not finish
 DNT Did not track



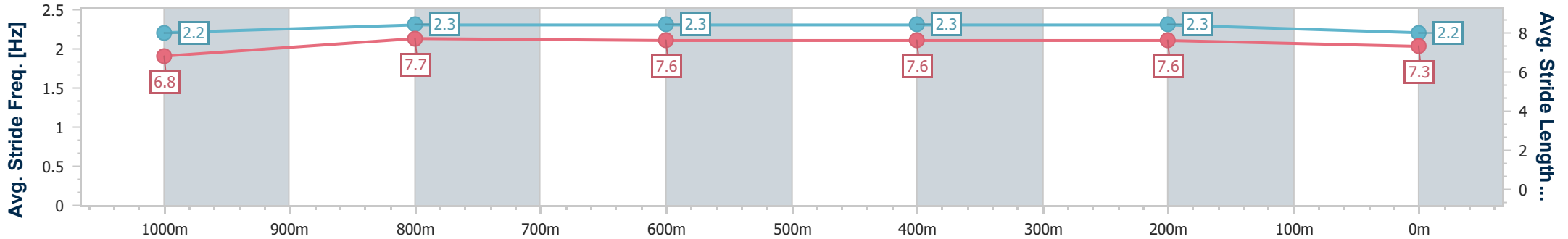
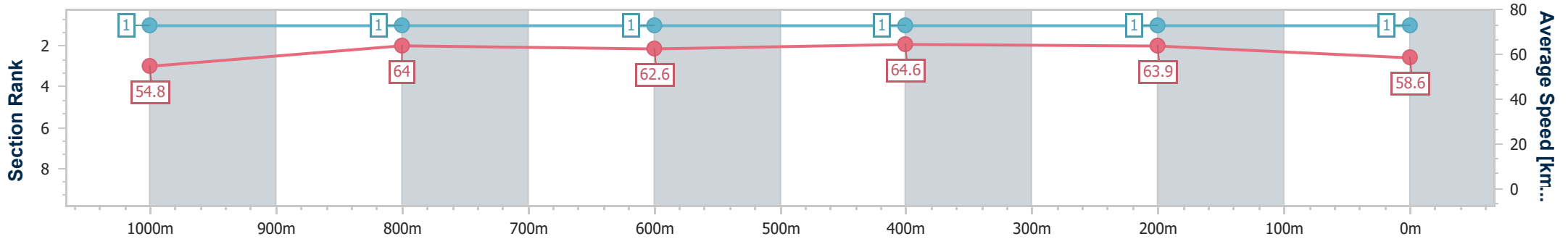
Horse/Jockey Name	Jungle Beat
Final Rank	1
Fastest Section Time (Section)	0:11.05 (1000m)
Top Speed [km/h] (Section)	66.2 (Overall)
Race State	Finished



Rockhampton QLD Professional
 Race 3: SEVEN NEWS BENCHMARK 65 Handicap - 1200m
 15 June 2024 - 13:38
 Track Rating: Soft 5, Weather: Fine, Rail Position: +9.5m 950m-600m; +8m Remainder



Section	Overall	1000m	800m	600m	400m	200m
Section Times	1:10.63 [1] (0:13.16)	0:57.47 [1] (0:11.05)	0:46.42 [1] (0:11.69)	0:34.73 [1] (0:11.19)	0:23.54 [1] (0:11.26)	0:12.28 [1] (0:12.28)
Average Speed [km/h]	54.8	64.0	62.6	64.6	63.9	58.6
Top Speed [km/h]	66.2	66.1	63.6	65.5	66.0	61.6
Avg. Dist. to Rail [m]	2.5	2.9	2.2	2.5	2.7	2.3
Avg. Stride Freq. [Hz]	2.2	2.3	2.3	2.3	2.3	2.2
Avg. Stride Length [m]	6.8	7.7	7.6	7.6	7.6	7.3



- [] Ranking at each section and finish
- .-.- No data available at this section
- NA No data available



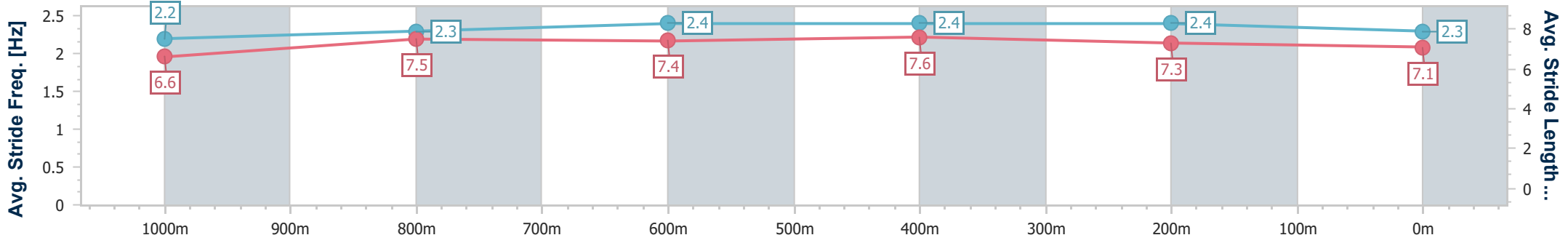
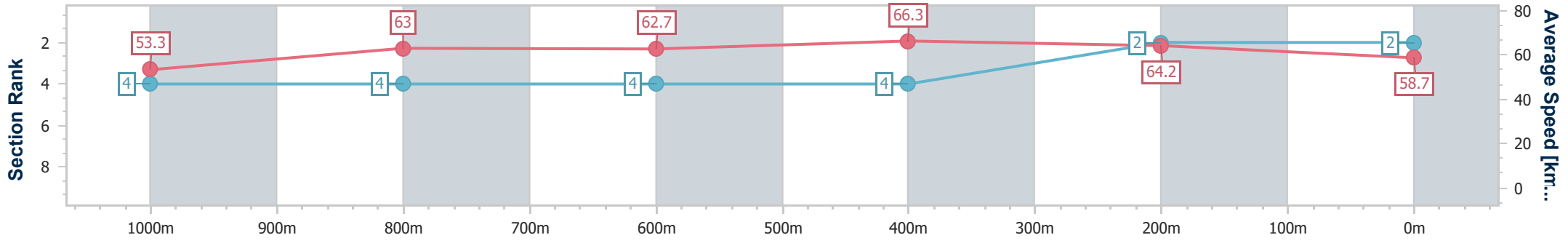
Horse/Jockey Name	Kick On Command
Final Rank	2
Fastest Section Time (Section)	0:10.86 (600m)
Top Speed [km/h] (Section)	67.9 (600m)
Race State	Finished



Rockhampton QLD Professional
 Race 3: SEVEN NEWS BENCHMARK 65 Handicap - 1200m
 15 June 2024 - 13:38
 Track Rating: Soft 5, Weather: Fine, Rail Position: +9.5m 950m-600m; +8m Remainder



Section	Overall	1000m	800m	600m	400m	200m
Section Times	1:10.91 [2] (0:13.52)	0:57.39 [4] (0:11.39)	0:46.00 [4] (0:11.67)	0:34.33 [4] (0:10.86)	0:23.47 [4] (0:11.23)	0:12.24 [2] (0:12.24)
Average Speed [km/h]	53.3	63.0	62.7	66.3	64.2	58.7
Top Speed [km/h]	63.7	64.2	66.3	67.9	67.4	62.4
Avg. Dist. to Rail [m]	0.6	1.0	2.0	2.1	4.3	3.8
Avg. Stride Freq. [Hz]	2.2	2.3	2.4	2.4	2.4	2.3
Avg. Stride Length [m]	6.6	7.5	7.4	7.6	7.3	7.1



- [] Ranking at each section and finish
- .-.-.- No data available at this section
- NA No data available



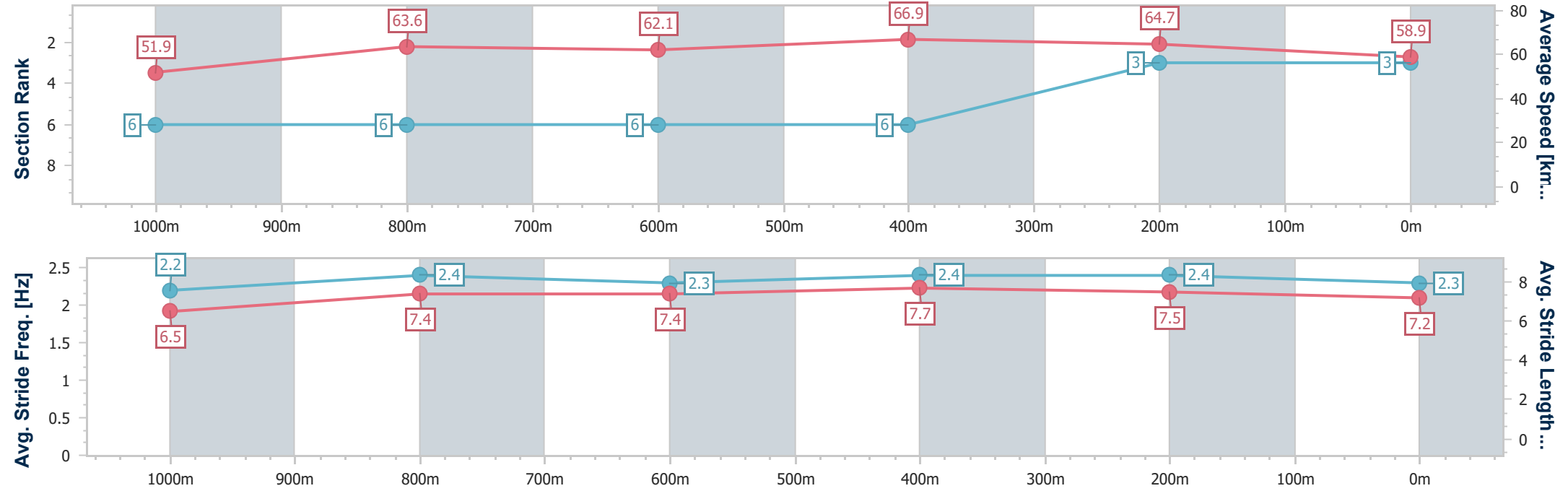
Horse/Jockey Name	Cusack
Final Rank	3
Fastest Section Time (Section)	0:10.77 (600m)
Top Speed [km/h] (Section)	67.6 (600m)
Race State	Finished



Rockhampton QLD Professional
 Race 3: SEVEN NEWS BENCHMARK 65 Handicap - 1200m
 15 June 2024 - 13:38
 Track Rating: Soft 5, Weather: Fine, Rail Position: +9.5m 950m-600m; +8m Remainder



Section	Overall	1000m	800m	600m	400m	200m
Section Times	1:10.98 [3] (0:13.85)	0:57.13 [6] (0:11.27)	0:45.86 [6] (0:11.74)	0:34.12 [6] (0:10.77)	0:23.35 [6] (0:11.12)	0:12.23 [3] (0:12.23)
Average Speed [km/h]	51.9	63.6	62.1	66.9	64.7	58.9
Top Speed [km/h]	63.2	64.2	64.6	67.6	66.9	61.8
Avg. Dist. to Rail [m]	1.1	1.3	1.8	1.1	1.5	3.3
Avg. Stride Freq. [Hz]	2.2	2.4	2.3	2.4	2.4	2.3
Avg. Stride Length [m]	6.5	7.4	7.4	7.7	7.5	7.2



- [] Ranking at each section and finish
- .-.- No data available at this section
- NA No data available



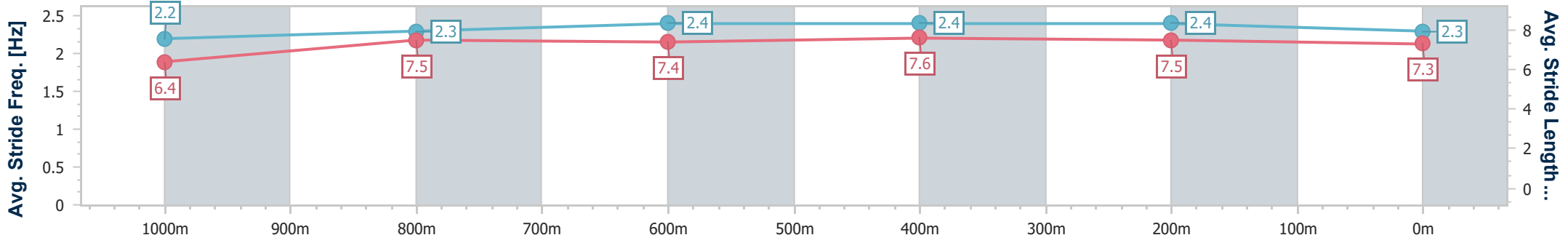
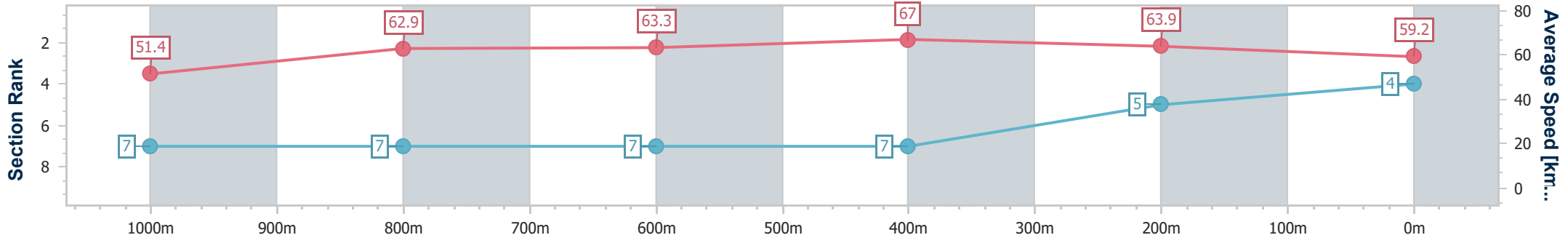
Horse/Jockey Name	Six Sides
Final Rank	4
Fastest Section Time (Section)	0:10.77 (600m)
Top Speed [km/h] (Section)	68.1 (600m)
Race State	Finished



Rockhampton QLD Professional
 Race 3: SEVEN NEWS BENCHMARK 65 Handicap - 1200m
 15 June 2024 - 13:38
 Track Rating: Soft 5, Weather: Fine, Rail Position: +9.5m 950m-600m; +8m Remainder



Section	Overall	1000m	800m	600m	400m	200m
Section Times	1:11.13 [4] (0:13.99)	0:57.14 [7] (0:11.33)	0:45.81 [7] (0:11.59)	0:34.22 [7] (0:10.77)	0:23.45 [7] (0:11.29)	0:12.16 [5] (0:12.16)
Average Speed [km/h]	51.4	62.9	63.3	67.0	63.9	59.2
Top Speed [km/h]	60.7	64.6	64.8	68.1	66.7	61.7
Avg. Dist. to Rail [m]	2.2	1.4	2.5	3.8	6.8	6.8
Avg. Stride Freq. [Hz]	2.2	2.3	2.4	2.4	2.4	2.3
Avg. Stride Length [m]	6.4	7.5	7.4	7.6	7.5	7.3



- [] Ranking at each section and finish
- .-.-.- No data available at this section
- NA No data available



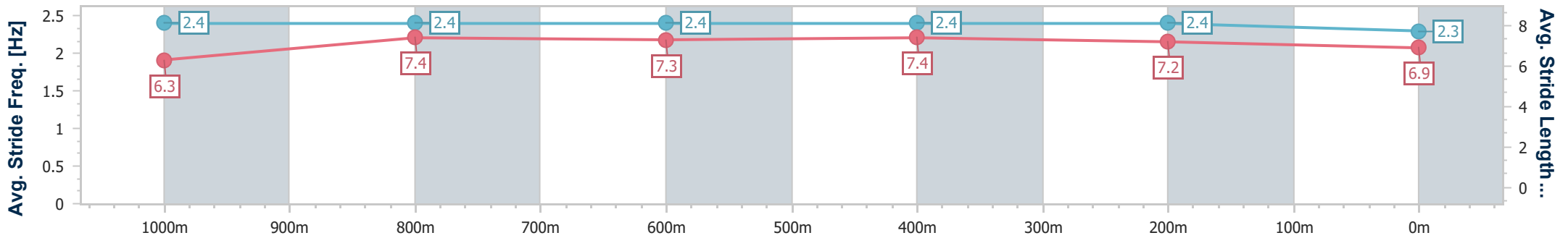
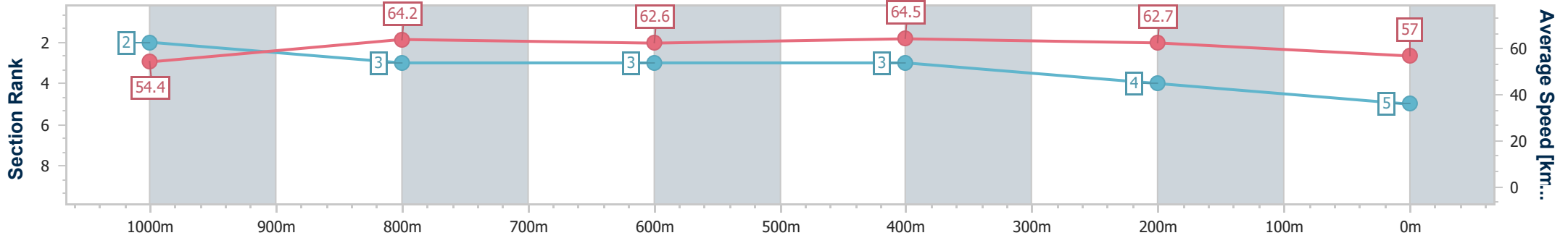
Horse/Jockey Name	Villaden
Final Rank	5
Fastest Section Time (Section)	0:11.18 (600m)
Top Speed [km/h] (Section)	65.3 (1000m)
Race State	Finished



Rockhampton QLD Professional
 Race 3: SEVEN NEWS BENCHMARK 65 Handicap - 1200m
 15 June 2024 - 13:38
 Track Rating: Soft 5, Weather: Fine, Rail Position: +9.5m 950m-600m; +8m Remainder



Section	Overall	1000m	800m	600m	400m	200m
Section Times	1:11.45 [5] (0:13.23)	0:58.22 [2] (0:11.19)	0:47.03 [3] (0:11.73)	0:35.30 [3] (0:11.18)	0:24.12 [3] (0:11.50)	0:12.62 [4] (0:12.62)
Average Speed [km/h]	54.4	64.2	62.6	64.5	62.7	57.0
Top Speed [km/h]	65.1	65.3	63.8	65.1	64.8	60.9
Avg. Dist. to Rail [m]	1.5	1.7	2.8	1.8	2.2	2.9
Avg. Stride Freq. [Hz]	2.4	2.4	2.4	2.4	2.4	2.3
Avg. Stride Length [m]	6.3	7.4	7.3	7.4	7.2	6.9



- [] Ranking at each section and finish
- .-.- No data available at this section
- NA No data available



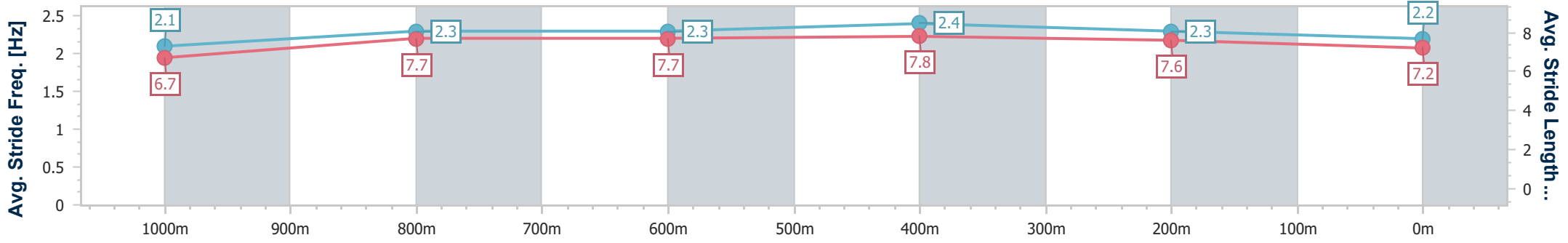
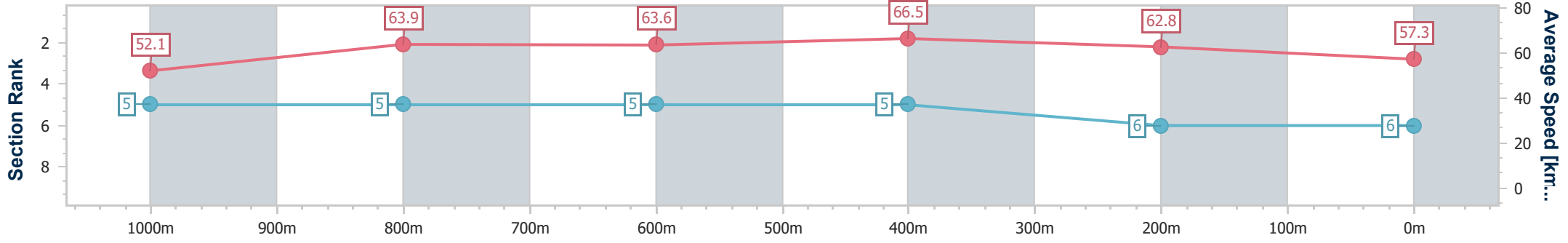
Horse/Jockey Name	Kefalonia
Final Rank	6
Fastest Section Time (Section)	0:10.86 (600m)
Top Speed [km/h] (Section)	67.0 (600m)
Race State	Finished



Rockhampton QLD Professional
 Race 3: SEVEN NEWS BENCHMARK 65 Handicap - 1200m
 15 June 2024 - 13:38
 Track Rating: Soft 5, Weather: Fine, Rail Position: +9.5m 950m-600m; +8m Remainder



Section	Overall	1000m	800m	600m	400m	200m
Section Times	1:11.58 [6] (0:13.84)	0:57.74 [5] (0:11.27)	0:46.47 [5] (0:11.56)	0:34.91 [5] (0:10.86)	0:24.05 [5] (0:11.46)	0:12.59 [6] (0:12.59)
Average Speed [km/h]	52.1	63.9	63.6	66.5	62.8	57.3
Top Speed [km/h]	62.2	64.2	64.8	67.0	65.6	59.9
Avg. Dist. to Rail [m]	1.4	0.8	3.0	3.8	5.7	6.3
Avg. Stride Freq. [Hz]	2.1	2.3	2.3	2.4	2.3	2.2
Avg. Stride Length [m]	6.7	7.7	7.7	7.8	7.6	7.2



- [] Ranking at each section and finish
- .-.- No data available at this section
- NA No data available



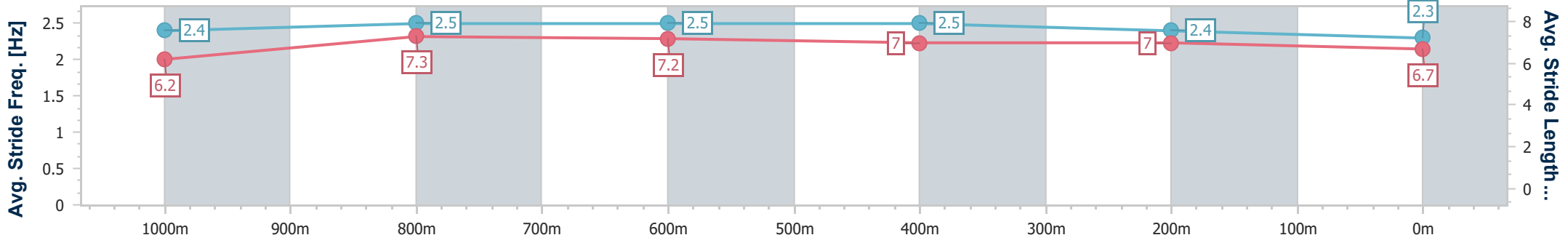
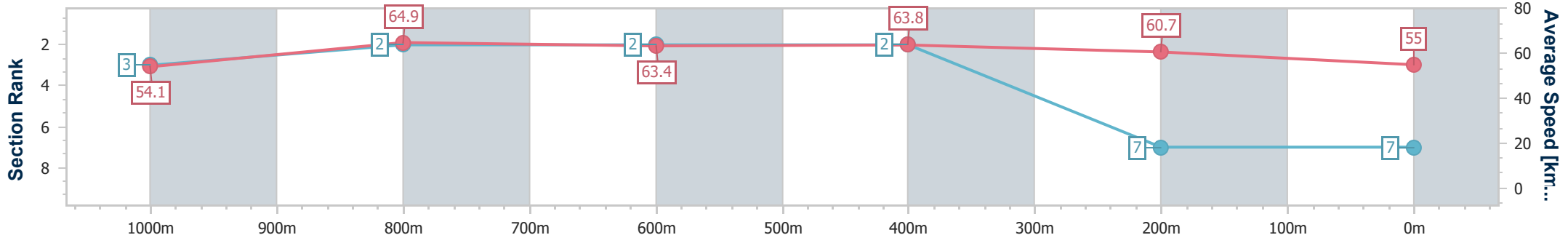
Horse/Jockey Name	Nic Me Some
Final Rank	7
Fastest Section Time (Section)	0:11.10 (1000m)
Top Speed [km/h] (Section)	66.0 (1000m)
Race State	Finished



Rockhampton QLD Professional
 Race 3: SEVEN NEWS BENCHMARK 65 Handicap - 1200m
 15 June 2024 - 13:38
 Track Rating: Soft 5, Weather: Fine, Rail Position: +9.5m 950m-600m; +8m Remainder



Section	Overall	1000m	800m	600m	400m	200m
Section Times	1:12.22 [7] (0:13.31)	0:58.91 [3] (0:11.10)	0:47.81 [2] (0:11.54)	0:36.27 [2] (0:11.32)	0:24.95 [2] (0:11.87)	0:13.08 [7] (0:13.08)
Average Speed [km/h]	54.1	64.9	63.4	63.8	60.7	55.0
Top Speed [km/h]	64.7	66.0	65.1	64.7	63.2	58.8
Avg. Dist. to Rail [m]	2.1	0.7	2.4	4.4	4.4	4.9
Avg. Stride Freq. [Hz]	2.4	2.5	2.5	2.5	2.4	2.3
Avg. Stride Length [m]	6.2	7.3	7.2	7.0	7.0	6.7



- [] Ranking at each section and finish
- .-.- No data available at this section
- NA No data available