

Track Rating: Soft 5, Weather: Fine, Rail Position: +9.5m 950m-600m; +8m Remainder

Section		Overall	1000m	800m	600m	400m	200m	Last 600m					
Field Times		1:05.21 (0:07.49)	0:57.72 (0:11.15)	0:46.57 (0:11.76)	0:34.81 (0:11.29)	0:23.52 (0:11.27)	0:12.25 (0:12.25)	0:34.81					
Rank	TAB Horse/Jockey	Barrier	Top Speed [km/h]	Fastest Section	Margin						Distance Travelled [m]		
1	4 MORE STYLISH Emily Lang	7	67.2 600m	0:07.53 Overall	1:05.21 [1] (0:07.53)	0:57.68 [2] (0:11.29)	0:46.39 [2] (0:11.74)	0:34.65 [2] (0:11.18)	0:23.47 [2] (0:11.22)	0:12.25 [1] (0:12.25)	1:05.21	0:34.65	
2	2 FRASER'S RIDGE Jackson Murphy	8	67.1 600m	0:07.65 Overall	1:05.68 [2] (0:07.65)	0:58.03 [3] (0:11.33)	0:46.70 [3] (0:11.84)	0:34.86 [3] (0:11.09)	0:23.77 [3] (0:11.33)	0:12.44 [3] (0:12.44)	2.72L	0:34.86	+4
3	8 RIVELLY Samantha Collett	1	66.3 600m	0:07.49 Overall	1:05.95 [3] (0:07.49)	0:58.46 [1] (0:11.15)	0:47.31 [1] (0:11.76)	0:35.55 [1] (0:11.29)	0:24.26 [1] (0:11.54)	0:12.72 [2] (0:12.72)	4.35L	0:35.55	-1
4	1 ACEDROD Warwick Satherley	3	65.2 1000m	0:07.91 Overall	1:06.11 [4] (0:07.91)	0:58.20 [5] (0:11.24)	0:46.96 [4] (0:11.77)	0:35.19 [4] (0:11.42)	0:23.77 [4] (0:11.62)	0:12.15 [4] (0:12.15)	5.27L	0:35.19	+0
5	6 MISHANI OPAL Nathan Thomas	2	64.7 600m	0:08.05 Overall	1:06.43 [5] (0:08.05)	0:58.38 [6] (0:11.45)	0:46.93 [6] (0:11.75)	0:35.18 [6] (0:11.42)	0:23.76 [6] (0:11.44)	0:12.32 [6] (0:12.32)	7.14L	0:35.18	-2
6	5 MISHANI DESTINY Chris McIver	5	65.1 1000m	0:07.88 Overall	1:06.53 [6] (0:07.88)	0:58.65 [4] (0:11.42)	0:47.23 [5] (0:11.89)	0:35.34 [5] (0:11.38)	0:23.96 [5] (0:11.52)	0:12.44 [5] (0:12.44)	7.72L	0:35.34	+4
7	7 FASHIONS GALORE Melea Castle	6	64.8 1000m	0:08.28 Overall	1:07.67 [7] (0:08.28)	0:59.39 [8] (0:11.39)	0:48.00 [7] (0:11.94)	0:36.06 [7] (0:11.61)	0:24.45 [7] (0:11.78)	0:12.67 [7] (0:12.67)	14.45L	0:36.06	+1
8	3 GOES HOFF Kirk Matheson	4	63.7 1000m	0:08.25 Overall	1:08.41 [8] (0:08.25)	1:00.16 [7] (0:11.56)	0:48.60 [8] (0:12.09)	0:36.51 [8] (0:11.82)	0:24.69 [8] (0:11.66)	0:13.03 [8] (0:13.03)	18.78L	0:36.51	+3



Horse/Jockey Name	More Stylish
Final Rank	1
Fastest Section Time (Section)	0:07.53 (Overall)
Top Speed [km/h] (Section)	67.2 (600m)
Race State	Finished

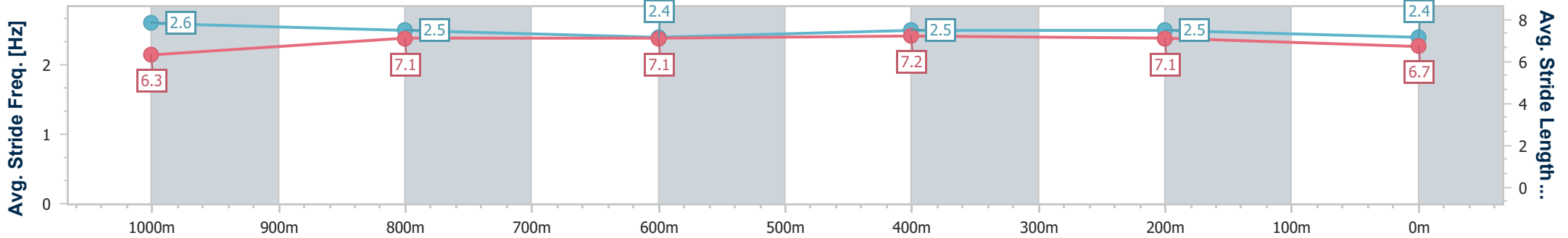
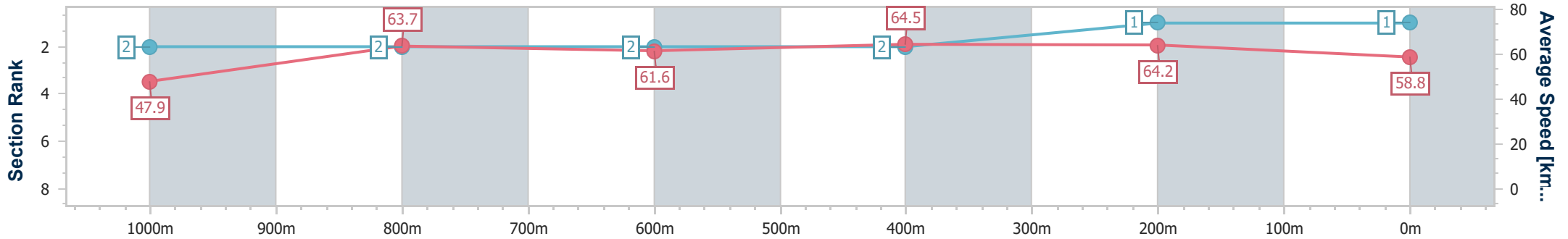


Rockhampton QLD Professional  
Race 1: Great Northern QTIS Two-Year-Old Handicap - 1100m



15 June 2024 - 12:28  
Track Rating: Soft 5, Weather: Fine, Rail Position: +9.5m 950m-600m; +8m Remainder

Section	Overall	1000m	800m	600m	400m	200m
Section Times	1:05.21 [1] (0:07.53)	0:57.68 [2] (0:11.29)	0:46.39 [2] (0:11.74)	0:34.65 [2] (0:11.18)	0:23.47 [2] (0:11.22)	0:12.25 [1] (0:12.25)
Average Speed [km/h]	47.9	63.7	61.6	64.5	64.2	58.8
Top Speed [km/h]	63.6	64.9	63.4	67.2	66.7	62.7
Avg. Dist. to Rail [m]	4.3	0.5	0.8	2.1	4.9	6.6
Avg. Stride Freq. [Hz]	2.6	2.5	2.4	2.5	2.5	2.4
Avg. Stride Length [m]	6.3	7.1	7.1	7.2	7.1	6.7



- [ ] Ranking at each section and finish
- .-.- No data available at this section
- NA No data available



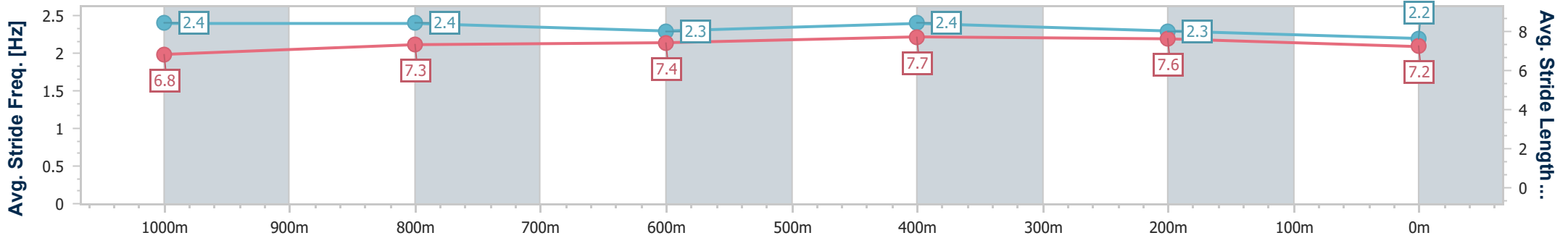
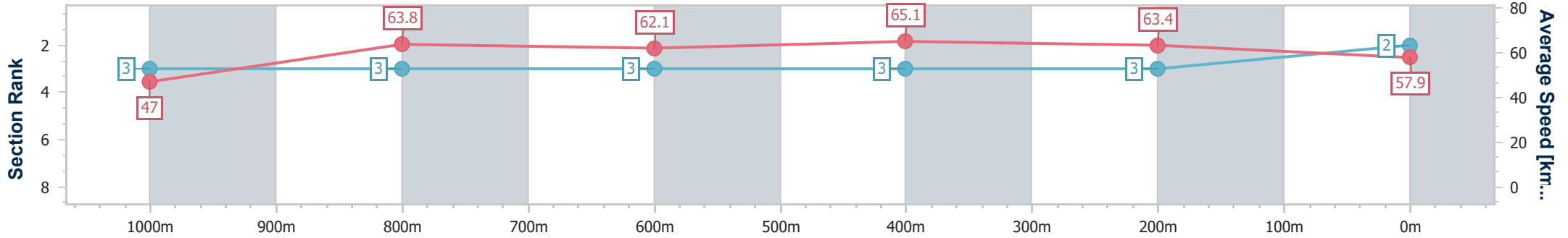
Horse/Jockey Name	Fraser's Ridge
Final Rank	2
Fastest Section Time (Section)	0:07.65 (Overall)
Top Speed [km/h] (Section)	67.1 (600m)
Race State	Finished



Rockhampton QLD Professional  
 Race 1: Great Northern QTIS Two-Year-Old Handicap - 1100m  
 15 June 2024 - 12:28  
 Track Rating: Soft 5, Weather: Fine, Rail Position: +9.5m 950m-600m; +8m Remainder



Section	Overall	1000m	800m	600m	400m	200m
Section Times	1:05.68 [2] (0:07.65)	0:58.03 [3] (0:11.33)	0:46.70 [3] (0:11.84)	0:34.86 [3] (0:11.09)	0:23.77 [3] (0:11.33)	0:12.44 [3] (0:12.44)
Average Speed [km/h]	47.0	63.8	62.1	65.1	63.4	57.9
Top Speed [km/h]	64.7	66.9	63.7	67.1	66.9	59.9
Avg. Dist. to Rail [m]	5.3	0.7	2.6	4.2	4.0	5.3
Avg. Stride Freq. [Hz]	2.4	2.4	2.3	2.4	2.3	2.2
Avg. Stride Length [m]	6.8	7.3	7.4	7.7	7.6	7.2



- [ ] Ranking at each section and finish
- .-.- No data available at this section
- NA No data available



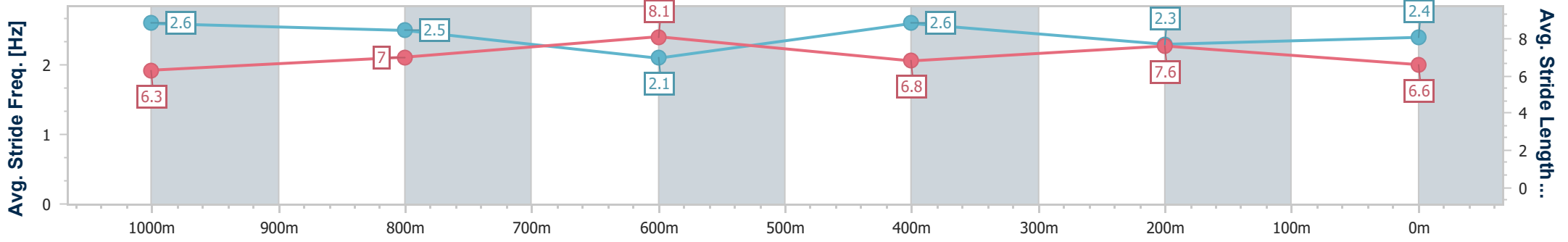
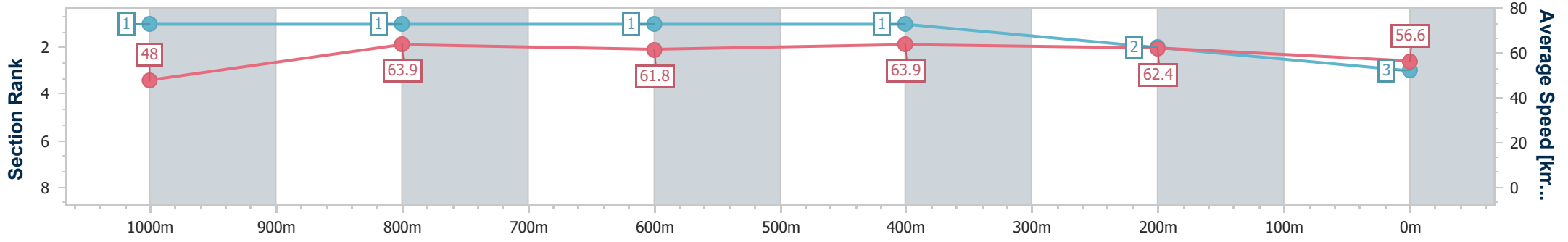
Horse/Jockey Name	Rively
Final Rank	3
Fastest Section Time (Section)	0:07.49 (Overall)
Top Speed [km/h] (Section)	66.3 (600m)
Race State	Finished



Rockhampton QLD Professional  
 Race 1: Great Northern QTIS Two-Year-Old Handicap - 1100m  
 15 June 2024 - 12:28  
 Track Rating: Soft 5, Weather: Fine, Rail Position: +9.5m 950m-600m; +8m Remainder



Section	Overall	1000m	800m	600m	400m	200m
Section Times	1:05.95 [3] (0:07.49)	0:58.46 [1] (0:11.15)	0:47.31 [1] (0:11.76)	0:35.55 [1] (0:11.29)	0:24.26 [1] (0:11.54)	0:12.72 [2] (0:12.72)
Average Speed [km/h]	48.0	63.9	61.8	63.9	62.4	56.6
Top Speed [km/h]	62.8	64.9	64.0	66.3	65.0	60.0
Avg. Dist. to Rail [m]	1.0	1.9	1.8	2.5	2.3	2.3
Avg. Stride Freq. [Hz]	2.6	2.5	2.1	2.6	2.3	2.4
Avg. Stride Length [m]	6.3	7.0	8.1	6.8	7.6	6.6



- [ ] Ranking at each section and finish
- .-.- No data available at this section
- NA No data available



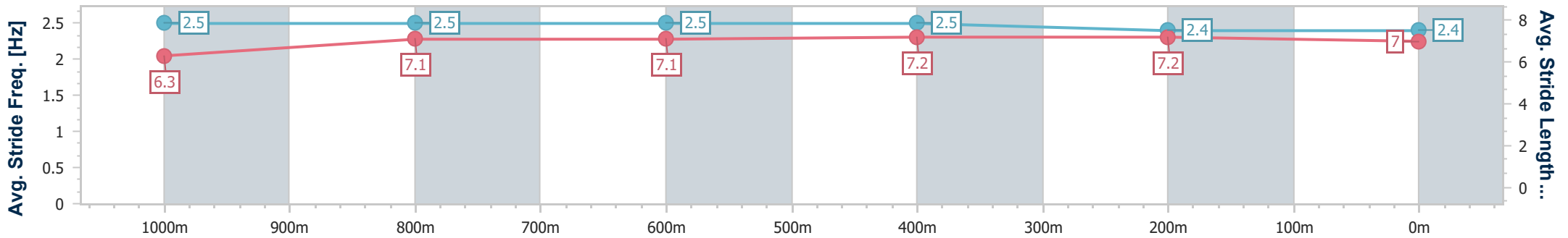
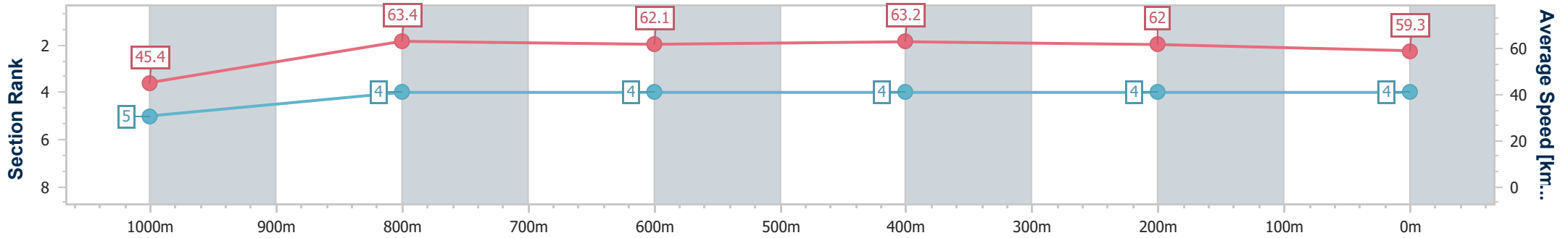
Horse/Jockey Name	Acedrod
Final Rank	4
Fastest Section Time (Section)	0:07.91 (Overall)
Top Speed [km/h] (Section)	65.2 (1000m)
Race State	Finished



Rockhampton QLD Professional  
 Race 1: Great Northern QTIS Two-Year-Old Handicap - 1100m  
 15 June 2024 - 12:28  
 Track Rating: Soft 5, Weather: Fine, Rail Position: +9.5m 950m-600m; +8m Remainder



Section	Overall	1000m	800m	600m	400m	200m
Section Times	1:06.11 [4] (0:07.91)	0:58.20 [5] (0:11.24)	0:46.96 [4] (0:11.77)	0:35.19 [4] (0:11.42)	0:23.77 [4] (0:11.62)	0:12.15 [4] (0:12.15)
Average Speed [km/h]	45.4	63.4	62.1	63.2	62.0	59.3
Top Speed [km/h]	62.0	65.2	63.9	64.1	63.9	61.1
Avg. Dist. to Rail [m]	0.9	1.6	2.1	3.3	4.4	6.1
Avg. Stride Freq. [Hz]	2.5	2.5	2.5	2.5	2.4	2.4
Avg. Stride Length [m]	6.3	7.1	7.1	7.2	7.2	7.0



- [ ] Ranking at each section and finish
- .-.- No data available at this section
- NA No data available



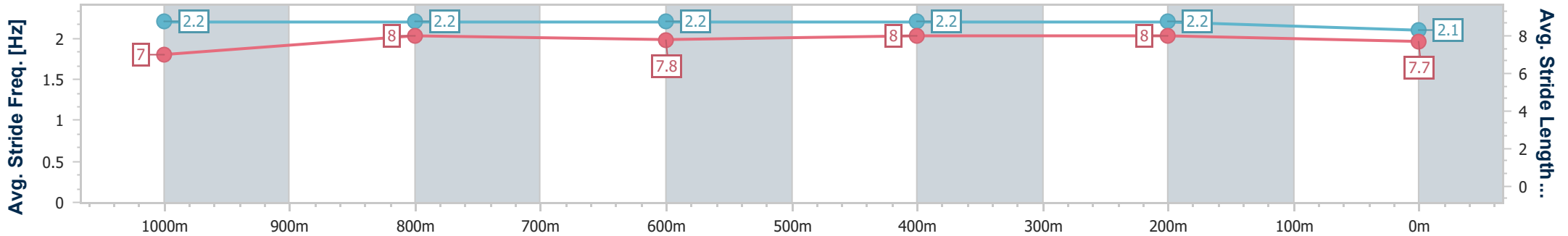
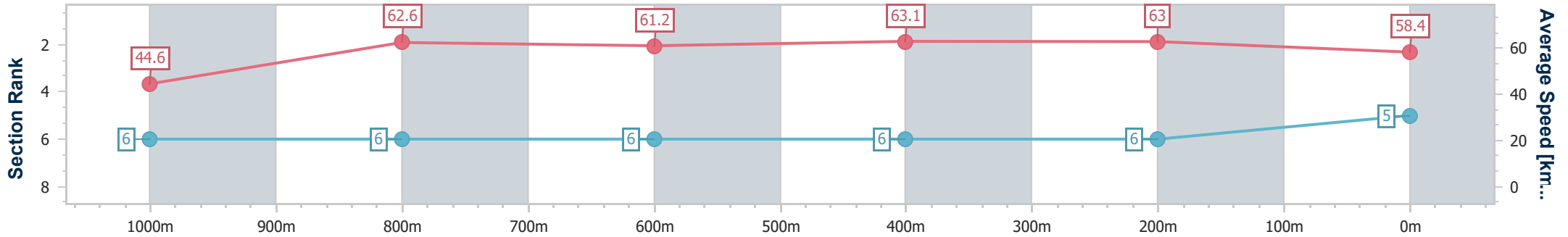
Horse/Jockey Name	Mishani Opal
Final Rank	5
Fastest Section Time (Section)	0:08.05 (Overall)
Top Speed [km/h] (Section)	64.7 (600m)
Race State	Finished



Rockhampton QLD Professional  
 Race 1: Great Northern QTIS Two-Year-Old Handicap - 1100m  
 15 June 2024 - 12:28  
 Track Rating: Soft 5, Weather: Fine, Rail Position: +9.5m 950m-600m; +8m Remainder



Section	Overall	1000m	800m	600m	400m	200m
Section Times	1:06.43 [5] (0:08.05)	0:58.38 [6] (0:11.45)	0:46.93 [6] (0:11.75)	0:35.18 [6] (0:11.42)	0:23.76 [6] (0:11.44)	0:12.32 [6] (0:12.32)
Average Speed [km/h]	44.6	62.6	61.2	63.1	63.0	58.4
Top Speed [km/h]	62.0	64.3	62.5	64.7	64.4	61.2
Avg. Dist. to Rail [m]	0.4	1.4	1.6	2.2	2.4	2.8
Avg. Stride Freq. [Hz]	2.2	2.2	2.2	2.2	2.2	2.1
Avg. Stride Length [m]	7.0	8.0	7.8	8.0	8.0	7.7



- [ ] Ranking at each section and finish
- .-.- No data available at this section
- NA No data available



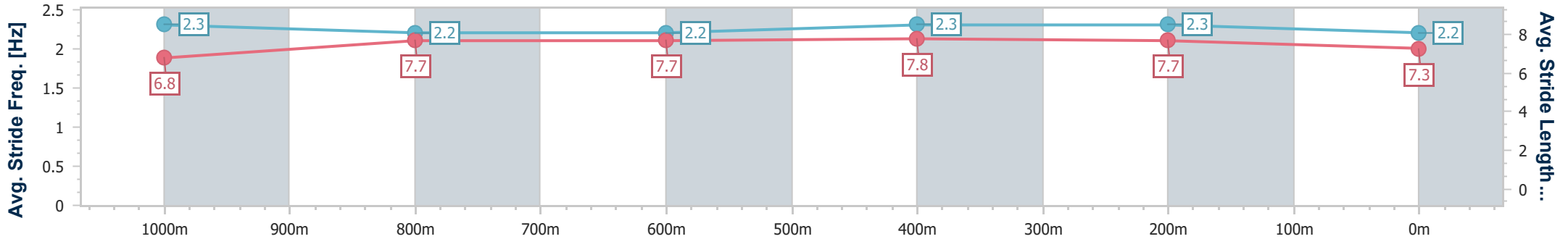
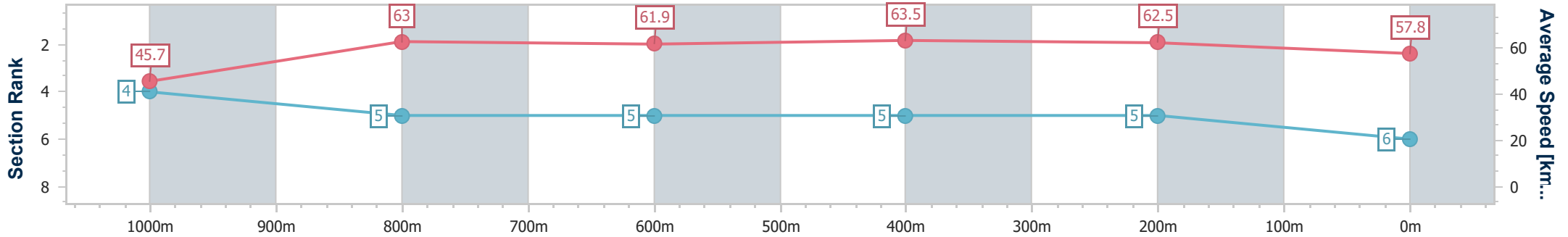
Horse/Jockey Name	Mishani Destiny
Final Rank	6
Fastest Section Time (Section)	0:07.88 (Overall)
Top Speed [km/h] (Section)	65.1 (1000m)
Race State	Finished



Rockhampton QLD Professional  
 Race 1: Great Northern QTIS Two-Year-Old Handicap - 1100m  
 15 June 2024 - 12:28  
 Track Rating: Soft 5, Weather: Fine, Rail Position: +9.5m 950m-600m; +8m Remainder



Section	Overall	1000m	800m	600m	400m	200m
Section Times	1:06.53 [6] (0:07.88)	0:58.65 [4] (0:11.42)	0:47.23 [5] (0:11.89)	0:35.34 [5] (0:11.38)	0:23.96 [5] (0:11.52)	0:12.44 [5] (0:12.44)
Average Speed [km/h]	45.7	63.0	61.9	63.5	62.5	57.8
Top Speed [km/h]	61.9	65.1	63.0	64.7	64.6	60.4
Avg. Dist. to Rail [m]	2.1	0.5	3.1	4.3	5.5	6.2
Avg. Stride Freq. [Hz]	2.3	2.2	2.2	2.3	2.3	2.2
Avg. Stride Length [m]	6.8	7.7	7.7	7.8	7.7	7.3



- [ ] Ranking at each section and finish
- .-.- No data available at this section
- NA No data available



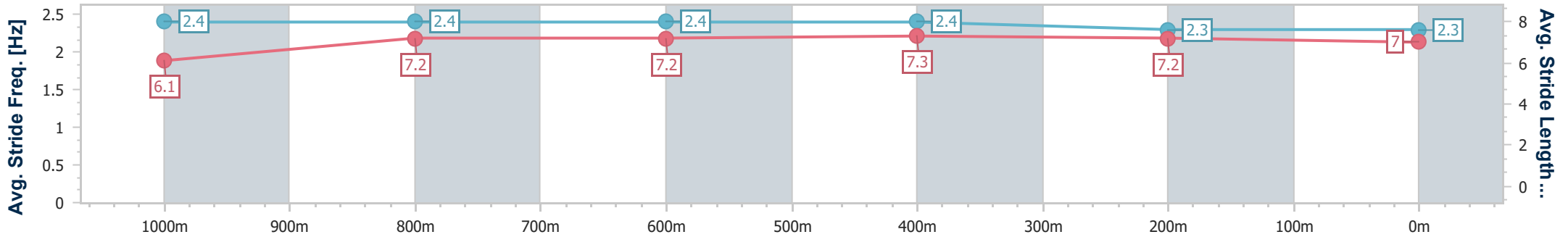
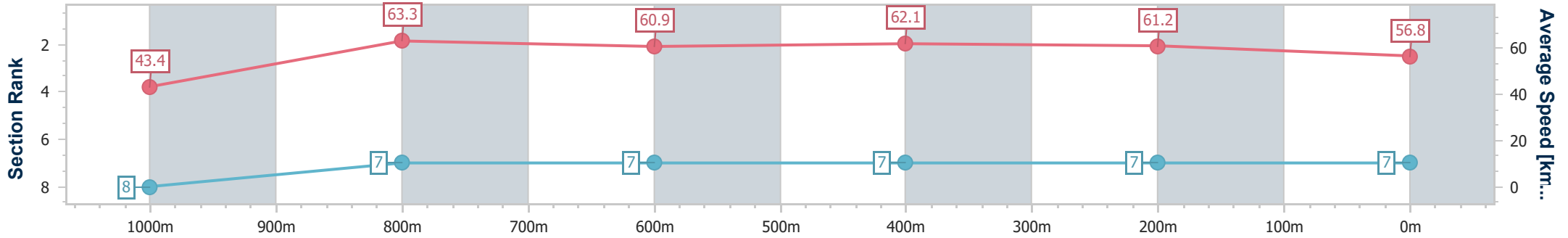
Horse/Jockey Name	Fashions Galore
Final Rank	7
Fastest Section Time (Section)	0:08.28 (Overall)
Top Speed [km/h] (Section)	64.8 (1000m)
Race State	Finished



Rockhampton QLD Professional  
 Race 1: Great Northern QTIS Two-Year-Old Handicap - 1100m  
 15 June 2024 - 12:28  
 Track Rating: Soft 5, Weather: Fine, Rail Position: +9.5m 950m-600m; +8m Remainder



Section	Overall	1000m	800m	600m	400m	200m
Section Times	1:07.67 [7] (0:08.28)	0:59.39 [8] (0:11.39)	0:48.00 [7] (0:11.94)	0:36.06 [7] (0:11.61)	0:24.45 [7] (0:11.78)	0:12.67 [7] (0:12.67)
Average Speed [km/h]	43.4	63.3	60.9	62.1	61.2	56.8
Top Speed [km/h]	62.2	64.8	62.8	63.9	63.0	59.7
Avg. Dist. to Rail [m]	3.5	0.4	1.4	2.7	4.4	5.8
Avg. Stride Freq. [Hz]	2.4	2.4	2.4	2.4	2.3	2.3
Avg. Stride Length [m]	6.1	7.2	7.2	7.3	7.2	7.0



- [ ] Ranking at each section and finish
- .-.- No data available at this section
- NA No data available





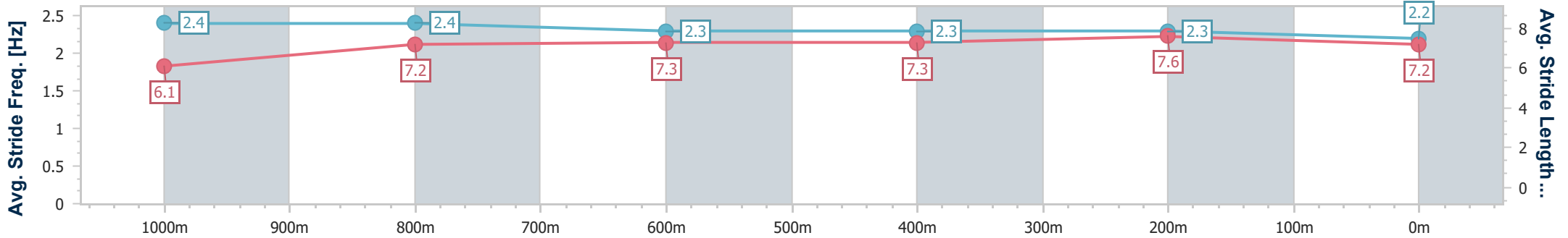
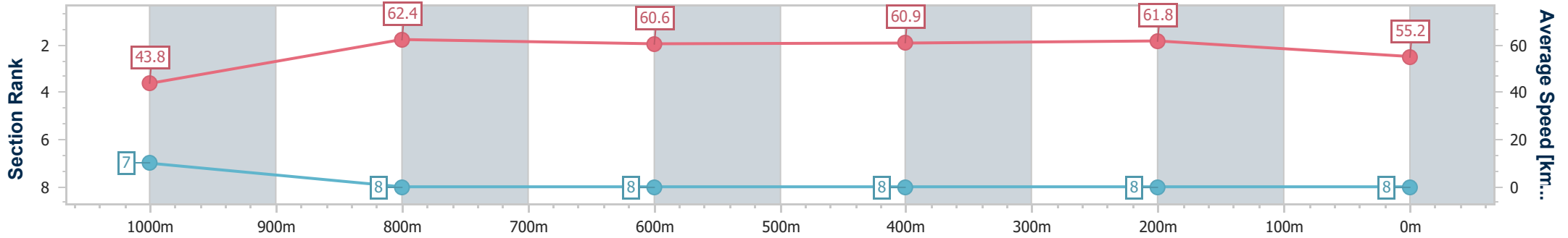
Horse/Jockey Name	Goes Hoff
Final Rank	8
Fastest Section Time (Section)	0:08.25 (Overall)
Top Speed [km/h] (Section)	63.7 (1000m)
Race State	Finished



Rockhampton QLD Professional  
 Race 1: Great Northern QTIS Two-Year-Old Handicap - 1100m  
 15 June 2024 - 12:28  
 Track Rating: Soft 5, Weather: Fine, Rail Position: +9.5m 950m-600m; +8m Remainder



Section	Overall	1000m	800m	600m	400m	200m
Section Times	1:08.41 [8] (0:08.25)	1:00.16 [7] (0:11.56)	0:48.60 [8] (0:12.09)	0:36.51 [8] (0:11.82)	0:24.69 [8] (0:11.66)	0:13.03 [8] (0:13.03)
Average Speed [km/h]	43.8	62.4	60.6	60.9	61.8	55.2
Top Speed [km/h]	61.5	63.7	62.9	62.5	62.6	61.3
Avg. Dist. to Rail [m]	2.2	0.6	2.3	3.3	2.9	2.8
Avg. Stride Freq. [Hz]	2.4	2.4	2.3	2.3	2.3	2.2
Avg. Stride Length [m]	6.1	7.2	7.3	7.3	7.6	7.2



- [ ] Ranking at each section and finish
- .-.- No data available at this section
- NA No data available



# Rockhampton QLD Professional

## Race 2: TAB QTIS Three-Year-Old Handicap - 1300m

15 June 2024 - 13:02



Track Rating: Soft 5, Weather: Fine, Rail Position: +9.5m 950m-600m; +8m Remainder

Section	Field Times	Overall	1200m	1000m	800m	600m	400m	Last 600m				
		1:15.90 (0:07.24)	1:08.66 (0:10.97)	0:57.69 (0:11.40)	0:46.29 (0:11.83)	0:34.46 (0:11.24)	0:23.22 (0:11.16)	0:34.46				
Rank	TAB Horse/Jockey	Barrier	Top Speed [km/h]	Fastest Section					Distance Travelled [m]			
1	3 PAPASITO Samantha Collett	7	66.8 1200m	0:07.24 Overall	1:15.90 [1] (0:07.24)	1:08.66 [1] (0:10.97)	0:57.69 [1] (0:11.40)	0:46.29 [1] (0:11.83)	0:34.46 [1] (0:11.24)	0:23.22 [1] (0:11.16)	0:34.46	
2	2 CHERRY ROSE Jackson Murphy	8	66.3 1200m	0:07.67 Overall	1:16.27 [2] (0:07.67)	1:08.60 [5] (0:11.24)	0:57.36 [5] (0:11.41)	0:45.95 [5] (0:11.64)	0:34.31 [5] (0:11.15)	0:23.16 [5] (0:11.10)	0:34.31	+2
3	1 FINE SHOT Warwick Satherley	6	65.7 1200m	0:07.65 Overall	1:16.34 [3] (0:07.65)	1:08.69 [4] (0:11.14)	0:57.55 [4] (0:11.28)	0:46.27 [4] (0:11.74)	0:34.53 [4] (0:11.17)	0:23.36 [3] (0:11.32)	0:34.53	+2
4	5 MOUNT MARGARET Melea Castle	2	66.1 1200m	0:07.44 Overall	1:18.05 [4] (0:07.44)	1:10.61 [2] (0:10.97)	0:59.64 [2] (0:11.29)	0:48.35 [2] (0:11.91)	0:36.44 [2] (0:11.23)	0:25.21 [2] (0:11.71)	0:36.44	+0
5	7 MISHANI AVIATOR Nathan Thomas	5	68.8 1200m	0:07.63 Overall	1:19.07 [5] (0:07.63)	1:11.44 [3] (0:10.91)	1:00.53 [3] (0:11.31)	0:49.22 [3] (0:11.83)	0:37.39 [3] (0:11.42)	0:25.97 [4] (0:12.19)	0:37.39	-2

Scratched: Je Suis Fabuleux (#6), Hell (#4), Sailor's Rum (#8)



# Rockhampton QLD Professional

## Race 2: TAB QTIS Three-Year-Old Handicap - 1300m

15 June 2024 - 13:02



Track Rating: Soft 5, Weather: Fine, Rail Position: +9.5m 950m-600m; +8m Remainder

Section				200m				Last 600m	
Field Times				0:12.06 (0:12.06)				0:34.46	
Rank	TAB	Horse/Jockey	Barrier	Top Speed [km/h]	Fastest Section	Margin			Distance Travelled [m]
1	3	<b>PAPASITO</b> Samantha Collett	7	66.8 1200m	0:07.24 Overall	0:12.06 [1] (0:12.06)	1:15.90		0:34.46
2	2	<b>CHERRY ROSE</b> Jackson Murphy	8	66.3 1200m	0:07.67 Overall	0:12.06 [2] (0:12.06)	2.19L		0:34.31 +2
3	1	<b>FINE SHOT</b> Warwick Satherley	6	65.7 1200m	0:07.65 Overall	0:12.04 [3] (0:12.04)	2.61L		0:34.53 +2
4	5	<b>MOUNT MARGARET</b> Melea Castle	2	66.1 1200m	0:07.44 Overall	0:13.50 [4] (0:13.50)	12.68L		0:36.44 +0
5	7	<b>MISHANI AVIATOR</b> Nathan Thomas	5	68.8 1200m	0:07.63 Overall	0:13.78 [5] (0:13.78)	18.65L		0:37.39 -2

Scratched: Je Suis Fabuleux (#6), Hell (#4), Sailor's Rum (#8)



Horse/Jockey Name	Papasito
Final Rank	1
Fastest Section Time (Section)	0:07.24 (Overall)
Top Speed [km/h] (Section)	66.8 (1200m)
Race State	Finished



Rockhampton QLD Professional

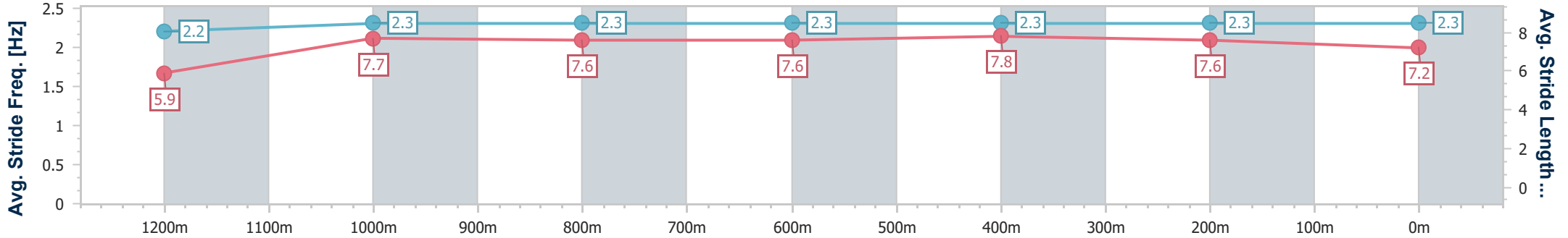
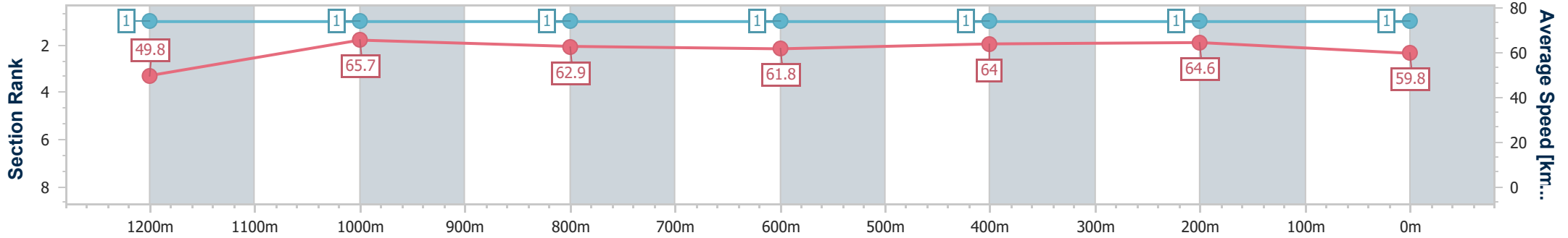
Race 2: TAB QTIS Three-Year-Old Handicap - 1300m

15 June 2024 - 13:02

Track Rating: Soft 5, Weather: Fine, Rail Position: +9.5m 950m-600m; +8m Remainder



Section	Overall	1200m	1000m	800m	600m	400m	200m
Section Times	1:15.90 [1] (0:07.24)	1:08.66 [1] (0:10.97)	0:57.69 [1] (0:11.40)	0:46.29 [1] (0:11.83)	0:34.46 [1] (0:11.24)	0:23.22 [1] (0:11.16)	0:12.06 [1] (0:12.06)
Average Speed [km/h]	49.8	65.7	62.9	61.8	64.0	64.6	59.8
Top Speed [km/h]	64.2	66.8	64.2	62.8	65.2	65.6	62.8
Avg. Dist. to Rail [m]	2.5	1.1	1.3	2.0	2.4	3.5	3.3
Avg. Stride Freq. [Hz]	2.2	2.3	2.3	2.3	2.3	2.3	2.3
Avg. Stride Length [m]	5.9	7.7	7.6	7.6	7.8	7.6	7.2



- [ ] Ranking at each section and finish
- .-.- No data available at this section
- NA No data available



Horse/Jockey Name	Cherry Rose
Final Rank	2
Fastest Section Time (Section)	0:07.67 (Overall)
Top Speed [km/h] (Section)	66.3 (1200m)
Race State	Finished



Rockhampton QLD Professional

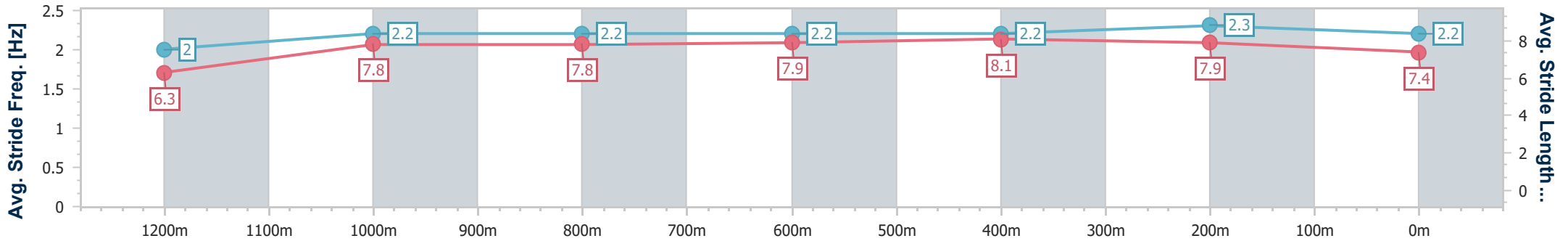
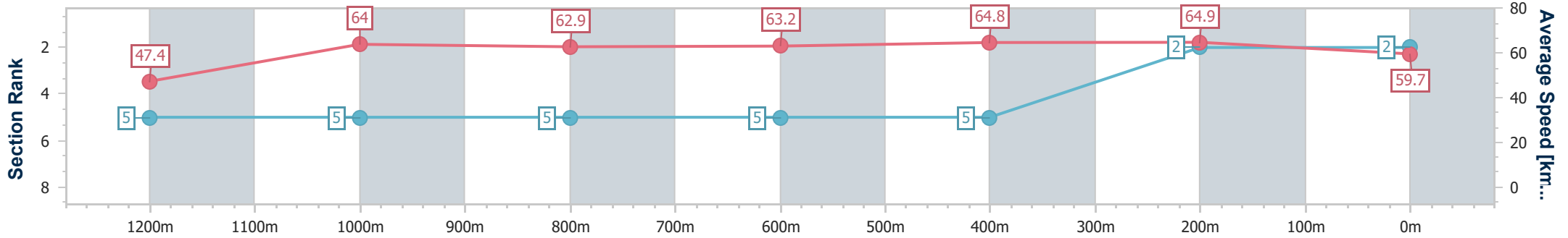
Race 2: TAB QTIS Three-Year-Old Handicap - 1300m

15 June 2024 - 13:02

Track Rating: Soft 5, Weather: Fine, Rail Position: +9.5m 950m-600m; +8m Remainder



Section	Overall	1200m	1000m	800m	600m	400m	200m
Section Times	1:16.27 [2] (0:07.67)	1:08.60 [5] (0:11.24)	0:57.36 [5] (0:11.41)	0:45.95 [5] (0:11.64)	0:34.31 [5] (0:11.15)	0:23.16 [5] (0:11.10)	0:12.06 [2] (0:12.06)
Average Speed [km/h]	47.4	64.0	62.9	63.2	64.8	64.9	59.7
Top Speed [km/h]	59.8	66.3	64.5	63.9	65.8	65.9	62.7
Avg. Dist. to Rail [m]	3.7	1.0	0.8	2.8	5.9	6.8	7.1
Avg. Stride Freq. [Hz]	2.0	2.2	2.2	2.2	2.2	2.3	2.2
Avg. Stride Length [m]	6.3	7.8	7.8	7.9	8.1	7.9	7.4



- [ ] Ranking at each section and finish
- .-.- No data available at this section
- NA No data available



Horse/Jockey Name	Fine Shot
Final Rank	3
Fastest Section Time (Section)	0:07.65 (Overall)
Top Speed [km/h] (Section)	65.7 (1200m)
Race State	Finished



Rockhampton QLD Professional

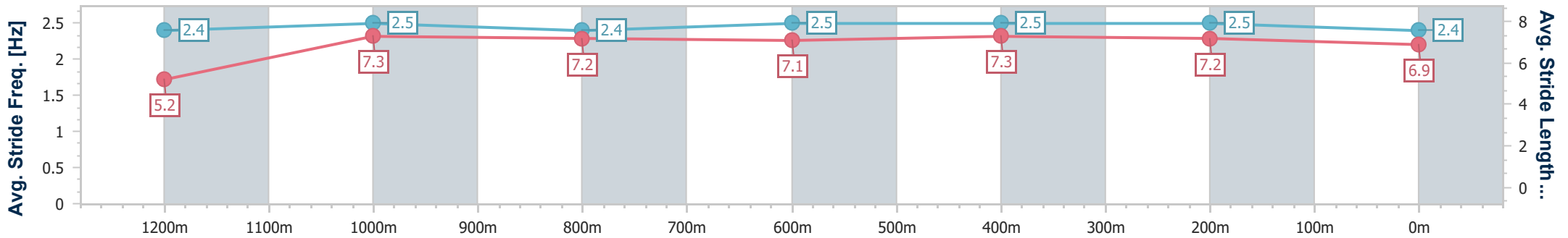
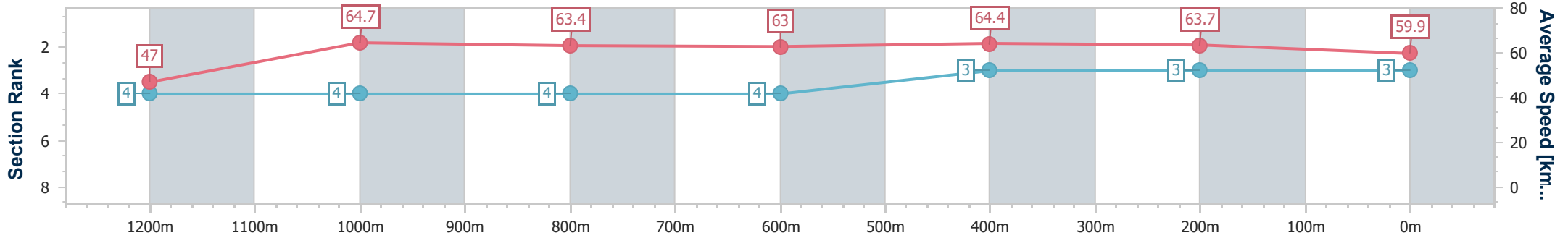
Race 2: TAB QTIS Three-Year-Old Handicap - 1300m

15 June 2024 - 13:02

Track Rating: Soft 5, Weather: Fine, Rail Position: +9.5m 950m-600m; +8m Remainder



Section	Overall	1200m	1000m	800m	600m	400m	200m
Section Times	1:16.34 [3] (0:07.65)	1:08.69 [4] (0:11.14)	0:57.55 [4] (0:11.28)	0:46.27 [4] (0:11.74)	0:34.53 [4] (0:11.17)	0:23.36 [3] (0:11.32)	0:12.04 [3] (0:12.04)
Average Speed [km/h]	47.0	64.7	63.4	63.0	64.4	63.7	59.9
Top Speed [km/h]	62.0	65.7	64.9	64.3	65.3	65.1	62.5
Avg. Dist. to Rail [m]	1.2	0.8	1.2	3.4	3.2	4.3	4.2
Avg. Stride Freq. [Hz]	2.4	2.5	2.4	2.5	2.5	2.5	2.4
Avg. Stride Length [m]	5.2	7.3	7.2	7.1	7.3	7.2	6.9



- [ ] Ranking at each section and finish
- .-.- No data available at this section
- NA No data available



Horse/Jockey Name	Mount Margaret
Final Rank	4
Fastest Section Time (Section)	0:07.44 (Overall)
Top Speed [km/h] (Section)	66.1 (1200m)
Race State	Finished



Rockhampton QLD Professional

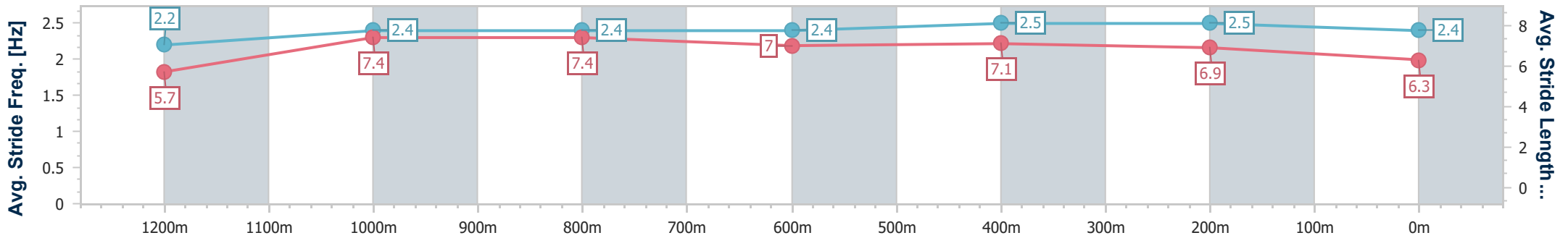
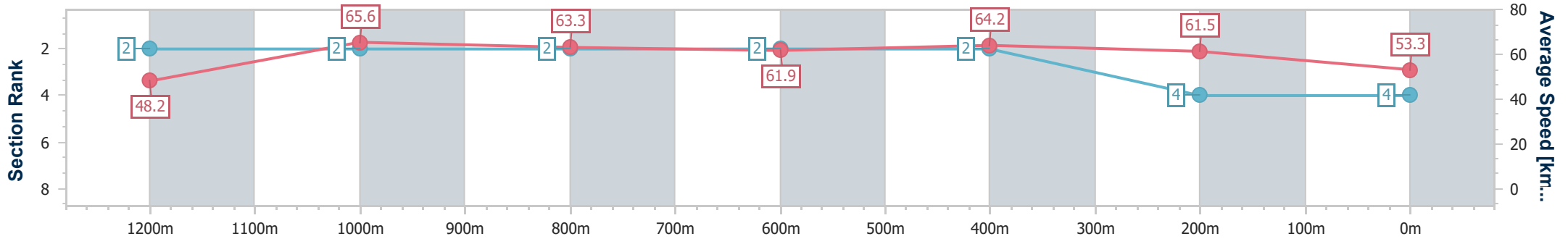
Race 2: TAB QTIS Three-Year-Old Handicap - 1300m

15 June 2024 - 13:02

Track Rating: Soft 5, Weather: Fine, Rail Position: +9.5m 950m-600m; +8m Remainder



Section	Overall	1200m	1000m	800m	600m	400m	200m
Section Times	1:18.05 [4] (0:07.44)	1:10.61 [2] (0:10.97)	0:59.64 [2] (0:11.29)	0:48.35 [2] (0:11.91)	0:36.44 [2] (0:11.23)	0:25.21 [2] (0:11.71)	0:13.50 [4] (0:13.50)
Average Speed [km/h]	48.2	65.6	63.3	61.9	64.2	61.5	53.3
Top Speed [km/h]	63.8	66.1	65.7	63.1	64.9	63.7	58.2
Avg. Dist. to Rail [m]	1.7	2.6	1.7	3.0	3.9	4.8	3.5
Avg. Stride Freq. [Hz]	2.2	2.4	2.4	2.4	2.5	2.5	2.4
Avg. Stride Length [m]	5.7	7.4	7.4	7.0	7.1	6.9	6.3



- [ ] Ranking at each section and finish
- .-.- No data available at this section
- NA No data available



Horse/Jockey Name	Mishani Aviator
Final Rank	5
Fastest Section Time (Section)	0:07.63 (Overall)
Top Speed [km/h] (Section)	68.8 (1200m)
Race State	Finished



### Rockhampton QLD Professional

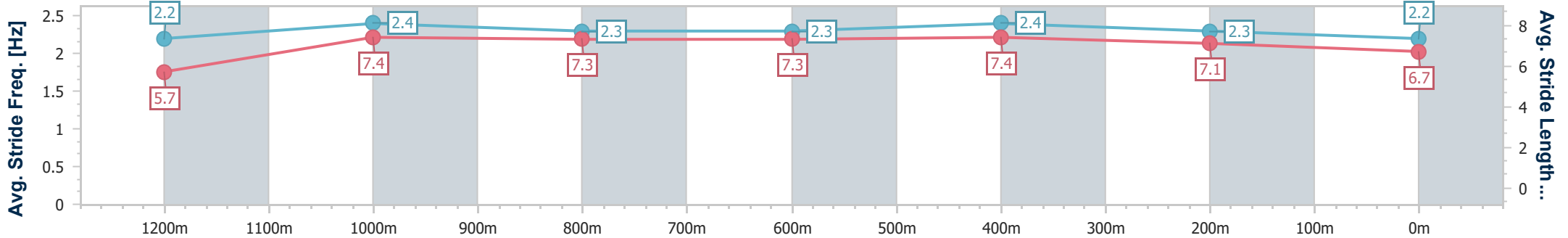
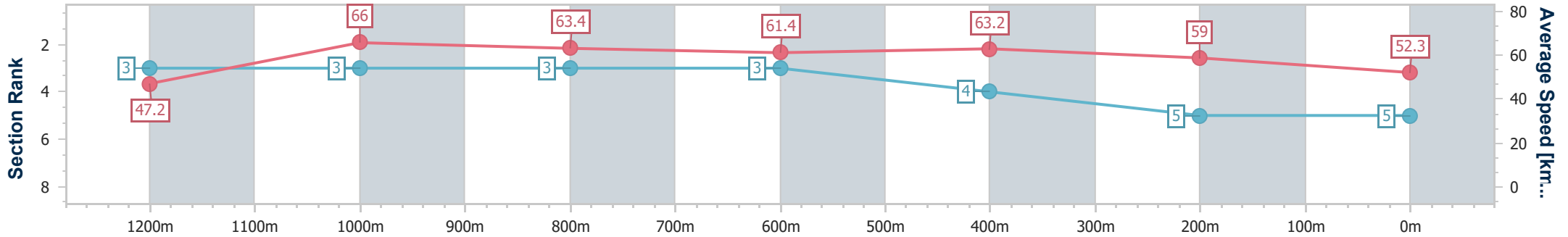
Race 2: TAB QTIS Three-Year-Old Handicap - 1300m

15 June 2024 - 13:02

Track Rating: Soft 5, Weather: Fine, Rail Position: +9.5m 950m-600m; +8m Remainder



Section	Overall	1200m	1000m	800m	600m	400m	200m
Section Times	1:19.07 [5] (0:07.63)	1:11.44 [3] (0:10.91)	1:00.53 [3] (0:11.31)	0:49.22 [3] (0:11.83)	0:37.39 [3] (0:11.42)	0:25.97 [4] (0:12.19)	0:13.78 [5] (0:13.78)
Average Speed [km/h]	47.2	66.0	63.4	61.4	63.2	59.0	52.3
Top Speed [km/h]	63.5	68.8	65.6	63.2	64.0	62.3	56.0
Avg. Dist. to Rail [m]	0.9	1.0	1.0	1.2	1.5	2.7	2.9
Avg. Stride Freq. [Hz]	2.2	2.4	2.3	2.3	2.4	2.3	2.2
Avg. Stride Length [m]	5.7	7.4	7.3	7.3	7.4	7.1	6.7



- [ ] Ranking at each section and finish
- .-.- No data available at this section
- NA No data available





# Rockhampton QLD Professional

## Race 3: SEVEN NEWS BENCHMARK 65 Handicap - 1200m

15 June 2024 - 13:38



Track Rating: Soft 5, Weather: Fine, Rail Position: +9.5m 950m-600m; +8m Remainder

Section		Overall	1000m	800m	600m	400m	200m	Last 600m					
Field Times		1:10.63 (0:13.16)	0:57.47 (0:11.05)	0:46.42 (0:11.69)	0:34.73 (0:11.19)	0:23.54 (0:11.26)	0:12.28 (0:12.28)	0:34.73					
Rank	TAB Horse/Jockey	Barrier	Top Speed [km/h]	Fastest Section							Margin	Distance Travelled [m]	
1	6 JUNGLE BEAT Chris McIver	9	66.2 Overall	0:11.05 1000m	1:10.63 [1] (0:13.16)	0:57.47 [1] (0:11.05)	0:46.42 [1] (0:11.69)	0:34.73 [1] (0:11.19)	0:23.54 [1] (0:11.26)	0:12.28 [1] (0:12.28)	1:10.63	0:34.73	
2	3 KICK ON COMMAND Ashley Butler	2	67.9 600m	0:10.86 600m	1:10.91 [2] (0:13.52)	0:57.39 [4] (0:11.39)	0:46.00 [4] (0:11.67)	0:34.33 [4] (0:10.86)	0:23.47 [4] (0:11.23)	0:12.24 [2] (0:12.24)	1.65L	0:34.33	+2
3	2 CUSACK Kirk Matheson	3	67.6 600m	0:10.77 600m	1:10.98 [3] (0:13.85)	0:57.13 [6] (0:11.27)	0:45.86 [6] (0:11.74)	0:34.12 [6] (0:10.77)	0:23.35 [6] (0:11.12)	0:12.23 [3] (0:12.23)	2.08L	0:34.12	+1
4	8 SIX SIDES Jackson Murphy	7	68.1 600m	0:10.77 600m	1:11.13 [4] (0:13.99)	0:57.14 [7] (0:11.33)	0:45.81 [7] (0:11.59)	0:34.22 [7] (0:10.77)	0:23.45 [7] (0:11.29)	0:12.16 [5] (0:12.16)	2.94L	0:34.22	+1
5	1 VILLADEN Tasha Chambers	1	65.3 1000m	0:11.18 600m	1:11.45 [5] (0:13.23)	0:58.22 [2] (0:11.19)	0:47.03 [3] (0:11.73)	0:35.30 [3] (0:11.18)	0:24.12 [3] (0:11.50)	0:12.62 [4] (0:12.62)	4.85L	0:35.30	+3
6	4 KEFALONIA Samantha Collett	5	67.0 600m	0:10.86 600m	1:11.58 [6] (0:13.84)	0:57.74 [5] (0:11.27)	0:46.47 [5] (0:11.56)	0:34.91 [5] (0:10.86)	0:24.05 [5] (0:11.46)	0:12.59 [6] (0:12.59)	5.58L	0:34.91	+4
7	5 NIC ME SOME Nathan Thomas	6	66.0 1000m	0:11.10 1000m	1:12.22 [7] (0:13.31)	0:58.91 [3] (0:11.10)	0:47.81 [2] (0:11.54)	0:36.27 [2] (0:11.32)	0:24.95 [2] (0:11.87)	0:13.08 [7] (0:13.08)	9.39L	0:36.27	+3

Scratched: New York Gal (#7), Sennaprost (#9)

[ ] Ranking at each section and finish  
 -:-:- No data available at this section  
 NA No data available

SCN Saddle cloth number  
 DNF Did not finish  
 DNT Did not track



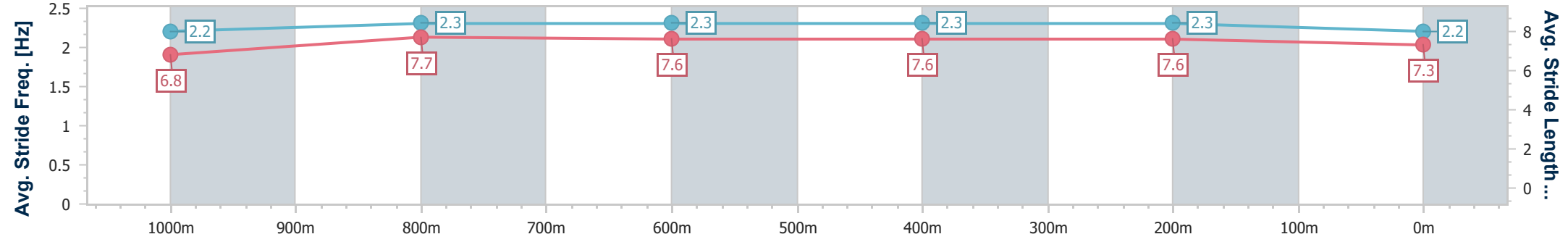
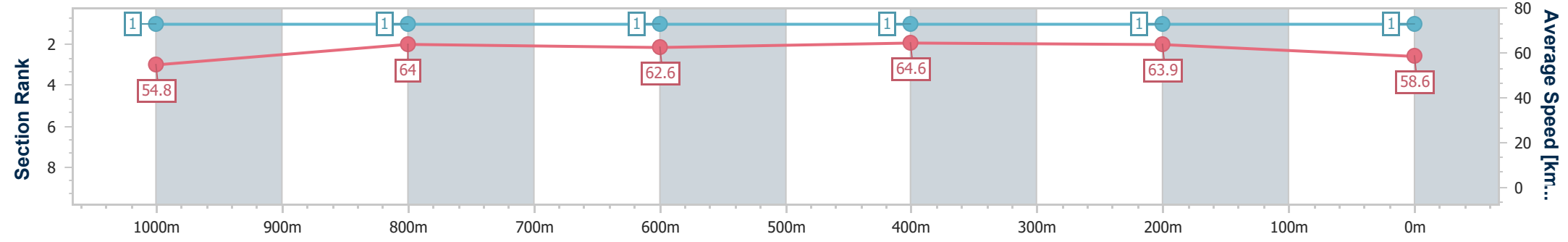
Horse/Jockey Name	Jungle Beat
Final Rank	1
Fastest Section Time (Section)	0:11.05 (1000m)
Top Speed [km/h] (Section)	66.2 (Overall)
Race State	Finished



Rockhampton QLD Professional  
 Race 3: SEVEN NEWS BENCHMARK 65 Handicap - 1200m  
 15 June 2024 - 13:38  
 Track Rating: Soft 5, Weather: Fine, Rail Position: +9.5m 950m-600m; +8m Remainder



Section	Overall	1000m	800m	600m	400m	200m
Section Times	1:10.63 [1] (0:13.16)	0:57.47 [1] (0:11.05)	0:46.42 [1] (0:11.69)	0:34.73 [1] (0:11.19)	0:23.54 [1] (0:11.26)	0:12.28 [1] (0:12.28)
Average Speed [km/h]	54.8	64.0	62.6	64.6	63.9	58.6
Top Speed [km/h]	66.2	66.1	63.6	65.5	66.0	61.6
Avg. Dist. to Rail [m]	2.5	2.9	2.2	2.5	2.7	2.3
Avg. Stride Freq. [Hz]	2.2	2.3	2.3	2.3	2.3	2.2
Avg. Stride Length [m]	6.8	7.7	7.6	7.6	7.6	7.3



- [ ] Ranking at each section and finish
- .-.- No data available at this section
- NA No data available



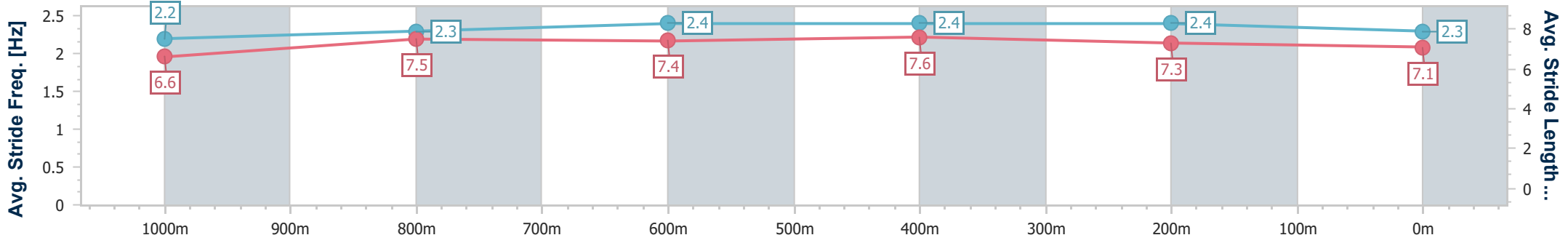
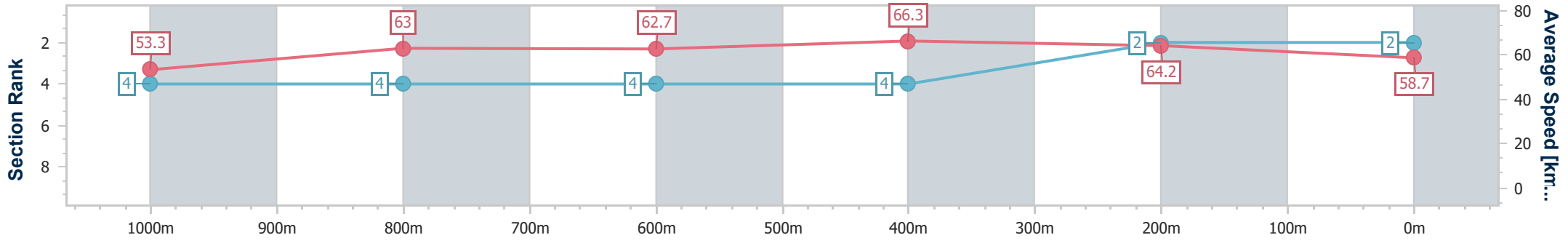
Horse/Jockey Name	Kick On Command
Final Rank	2
Fastest Section Time (Section)	0:10.86 (600m)
Top Speed [km/h] (Section)	67.9 (600m)
Race State	Finished



Rockhampton QLD Professional  
 Race 3: SEVEN NEWS BENCHMARK 65 Handicap - 1200m  
 15 June 2024 - 13:38  
 Track Rating: Soft 5, Weather: Fine, Rail Position: +9.5m 950m-600m; +8m Remainder



Section	Overall	1000m	800m	600m	400m	200m
Section Times	1:10.91 [2] (0:13.52)	0:57.39 [4] (0:11.39)	0:46.00 [4] (0:11.67)	0:34.33 [4] (0:10.86)	0:23.47 [4] (0:11.23)	0:12.24 [2] (0:12.24)
Average Speed [km/h]	53.3	63.0	62.7	66.3	64.2	58.7
Top Speed [km/h]	63.7	64.2	66.3	67.9	67.4	62.4
Avg. Dist. to Rail [m]	0.6	1.0	2.0	2.1	4.3	3.8
Avg. Stride Freq. [Hz]	2.2	2.3	2.4	2.4	2.4	2.3
Avg. Stride Length [m]	6.6	7.5	7.4	7.6	7.3	7.1



- [ ] Ranking at each section and finish
- .-.- No data available at this section
- NA No data available



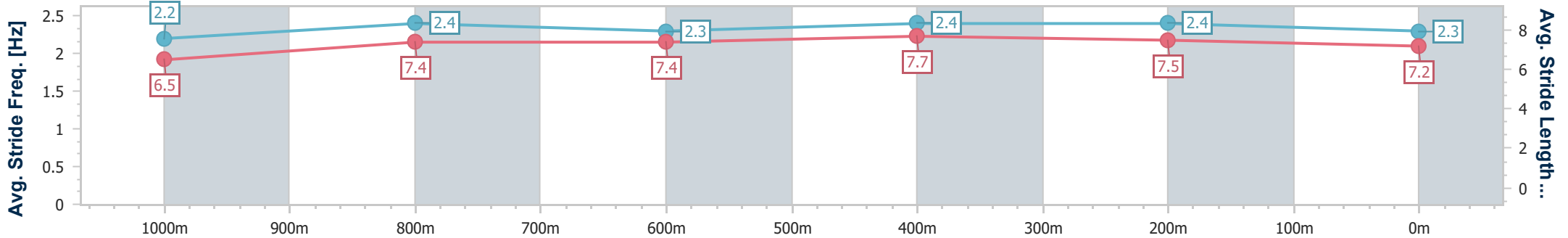
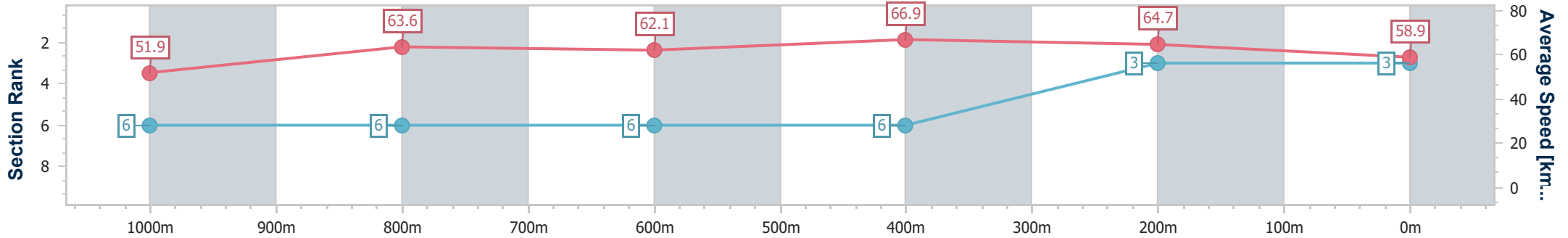
Horse/Jockey Name	Cusack
Final Rank	3
Fastest Section Time (Section)	0:10.77 (600m)
Top Speed [km/h] (Section)	67.6 (600m)
Race State	Finished



Rockhampton QLD Professional  
 Race 3: SEVEN NEWS BENCHMARK 65 Handicap - 1200m  
 15 June 2024 - 13:38  
 Track Rating: Soft 5, Weather: Fine, Rail Position: +9.5m 950m-600m; +8m Remainder



Section	Overall	1000m	800m	600m	400m	200m
Section Times	1:10.98 [3] (0:13.85)	0:57.13 [6] (0:11.27)	0:45.86 [6] (0:11.74)	0:34.12 [6] (0:10.77)	0:23.35 [6] (0:11.12)	0:12.23 [3] (0:12.23)
Average Speed [km/h]	51.9	63.6	62.1	66.9	64.7	58.9
Top Speed [km/h]	63.2	64.2	64.6	67.6	66.9	61.8
Avg. Dist. to Rail [m]	1.1	1.3	1.8	1.1	1.5	3.3
Avg. Stride Freq. [Hz]	2.2	2.4	2.3	2.4	2.4	2.3
Avg. Stride Length [m]	6.5	7.4	7.4	7.7	7.5	7.2



- [ ] Ranking at each section and finish
- .-.- No data available at this section
- NA No data available



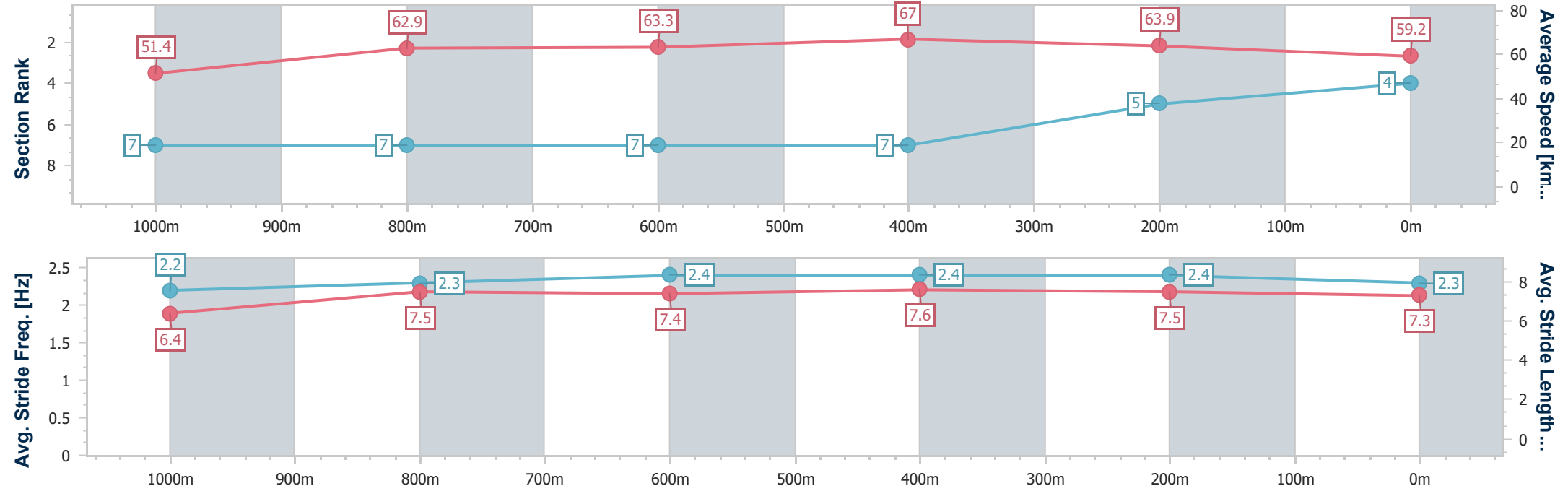
Horse/Jockey Name	Six Sides
Final Rank	4
Fastest Section Time (Section)	0:10.77 (600m)
Top Speed [km/h] (Section)	68.1 (600m)
Race State	Finished



Rockhampton QLD Professional  
 Race 3: SEVEN NEWS BENCHMARK 65 Handicap - 1200m  
 15 June 2024 - 13:38  
 Track Rating: Soft 5, Weather: Fine, Rail Position: +9.5m 950m-600m; +8m Remainder



Section	Overall	1000m	800m	600m	400m	200m
Section Times	1:11.13 [4] (0:13.99)	0:57.14 [7] (0:11.33)	0:45.81 [7] (0:11.59)	0:34.22 [7] (0:10.77)	0:23.45 [7] (0:11.29)	0:12.16 [5] (0:12.16)
Average Speed [km/h]	51.4	62.9	63.3	67.0	63.9	59.2
Top Speed [km/h]	60.7	64.6	64.8	68.1	66.7	61.7
Avg. Dist. to Rail [m]	2.2	1.4	2.5	3.8	6.8	6.8
Avg. Stride Freq. [Hz]	2.2	2.3	2.4	2.4	2.4	2.3
Avg. Stride Length [m]	6.4	7.5	7.4	7.6	7.5	7.3



- [ ] Ranking at each section and finish
- .-.-.- No data available at this section
- NA No data available



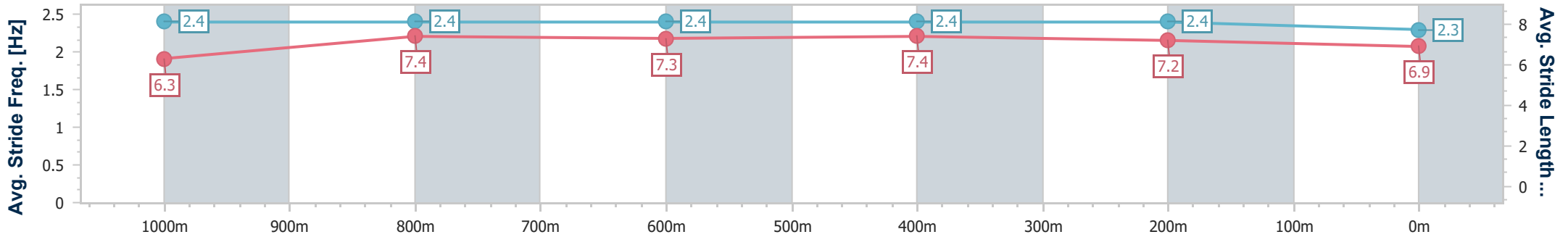
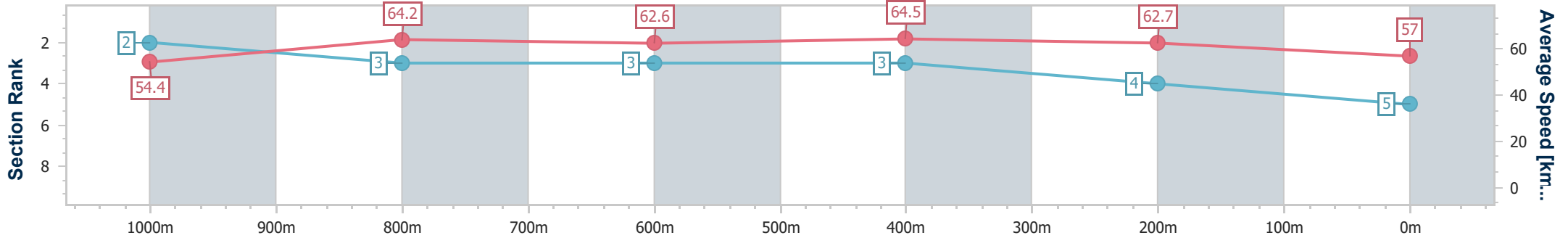
Horse/Jockey Name	Villaden
Final Rank	5
Fastest Section Time (Section)	0:11.18 (600m)
Top Speed [km/h] (Section)	65.3 (1000m)
Race State	Finished



Rockhampton QLD Professional  
 Race 3: SEVEN NEWS BENCHMARK 65 Handicap - 1200m  
 15 June 2024 - 13:38  
 Track Rating: Soft 5, Weather: Fine, Rail Position: +9.5m 950m-600m; +8m Remainder



Section	Overall	1000m	800m	600m	400m	200m
Section Times	1:11.45 [5] (0:13.23)	0:58.22 [2] (0:11.19)	0:47.03 [3] (0:11.73)	0:35.30 [3] (0:11.18)	0:24.12 [3] (0:11.50)	0:12.62 [4] (0:12.62)
Average Speed [km/h]	54.4	64.2	62.6	64.5	62.7	57.0
Top Speed [km/h]	65.1	65.3	63.8	65.1	64.8	60.9
Avg. Dist. to Rail [m]	1.5	1.7	2.8	1.8	2.2	2.9
Avg. Stride Freq. [Hz]	2.4	2.4	2.4	2.4	2.4	2.3
Avg. Stride Length [m]	6.3	7.4	7.3	7.4	7.2	6.9



- [ ] Ranking at each section and finish
- .-.- No data available at this section
- NA No data available



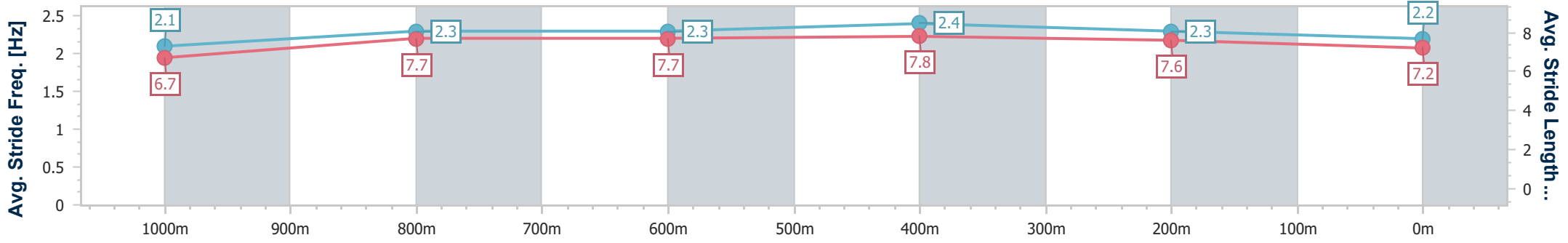
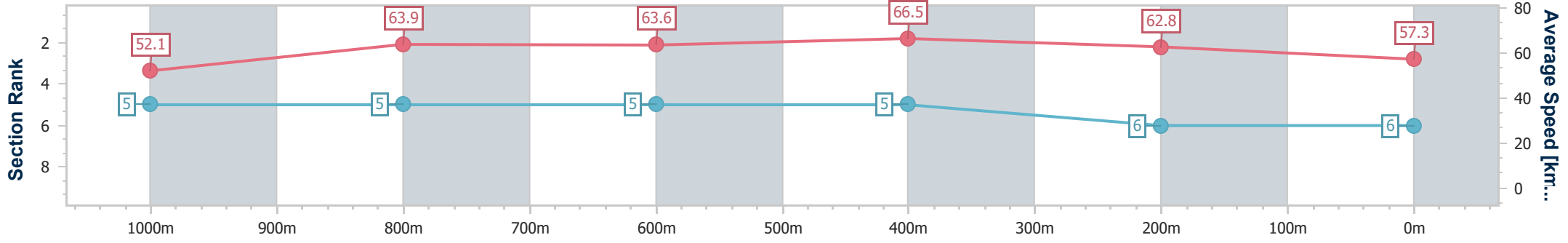
Horse/Jockey Name	Kefalonia
Final Rank	6
Fastest Section Time (Section)	0:10.86 (600m)
Top Speed [km/h] (Section)	67.0 (600m)
Race State	Finished



Rockhampton QLD Professional  
 Race 3: SEVEN NEWS BENCHMARK 65 Handicap - 1200m  
 15 June 2024 - 13:38  
 Track Rating: Soft 5, Weather: Fine, Rail Position: +9.5m 950m-600m; +8m Remainder



Section	Overall	1000m	800m	600m	400m	200m
Section Times	1:11.58 [6] (0:13.84)	0:57.74 [5] (0:11.27)	0:46.47 [5] (0:11.56)	0:34.91 [5] (0:10.86)	0:24.05 [5] (0:11.46)	0:12.59 [6] (0:12.59)
Average Speed [km/h]	52.1	63.9	63.6	66.5	62.8	57.3
Top Speed [km/h]	62.2	64.2	64.8	67.0	65.6	59.9
Avg. Dist. to Rail [m]	1.4	0.8	3.0	3.8	5.7	6.3
Avg. Stride Freq. [Hz]	2.1	2.3	2.3	2.4	2.3	2.2
Avg. Stride Length [m]	6.7	7.7	7.7	7.8	7.6	7.2



- [ ] Ranking at each section and finish
- .-.- No data available at this section
- NA No data available



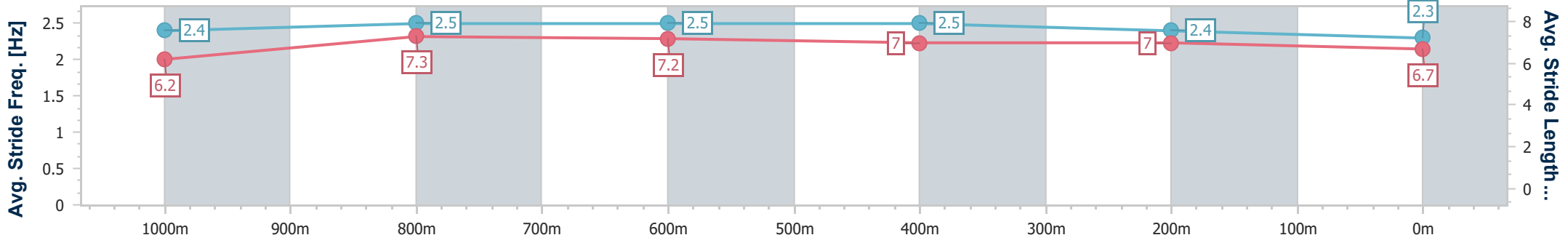
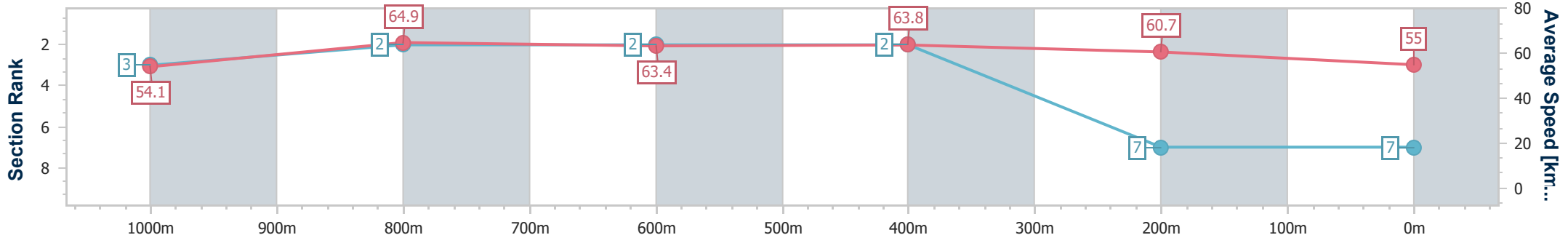
Horse/Jockey Name	Nic Me Some
Final Rank	7
Fastest Section Time (Section)	0:11.10 (1000m)
Top Speed [km/h] (Section)	66.0 (1000m)
Race State	Finished



Rockhampton QLD Professional  
 Race 3: SEVEN NEWS BENCHMARK 65 Handicap - 1200m  
 15 June 2024 - 13:38  
 Track Rating: Soft 5, Weather: Fine, Rail Position: +9.5m 950m-600m; +8m Remainder



Section	Overall	1000m	800m	600m	400m	200m
Section Times	1:12.22 [7] (0:13.31)	0:58.91 [3] (0:11.10)	0:47.81 [2] (0:11.54)	0:36.27 [2] (0:11.32)	0:24.95 [2] (0:11.87)	0:13.08 [7] (0:13.08)
Average Speed [km/h]	54.1	64.9	63.4	63.8	60.7	55.0
Top Speed [km/h]	64.7	66.0	65.1	64.7	63.2	58.8
Avg. Dist. to Rail [m]	2.1	0.7	2.4	4.4	4.4	4.9
Avg. Stride Freq. [Hz]	2.4	2.5	2.5	2.5	2.4	2.3
Avg. Stride Length [m]	6.2	7.3	7.2	7.0	7.0	6.7



- [ ] Ranking at each section and finish
- .-.- No data available at this section
- NA No data available





# Rockhampton QLD Professional

## Race 4: Phil Peel Jeweller BENCHMARK 60 Handicap - 1400m

15 June 2024 - 14:13



Track Rating: Soft 5, Weather: Fine, Rail Position: +9.5m 950m-600m; +8m Remainder

Section											Last 600m		
Field Times											0:36.61		
					Overall	1200m	1000m	800m	600m	400m			
					1:23.61 (0:12.92)	1:10.69 (0:10.88)	0:59.81 (0:11.30)	0:48.51 (0:11.90)	0:36.61 (0:11.86)	0:24.75 (0:11.94)			
Rank	TAB	Horse/Jockey	Barrier	Top Speed [km/h]	Fastest Section							Distance Travelled [m]	
1	9	<b>BARRY'S LANE</b> Samantha Collett	5	66.2 1200m	0:11.10 1200m	1:23.61 [1] (0:13.09)	1:10.52 [4] (0:11.10)	0:59.42 [6] (0:11.44)	0:47.98 [6] (0:11.85)	0:36.13 [6] (0:11.53)	0:24.60 [4] (0:11.79)	0:36.13	
2	3	<b>SIR GRACE</b> Warwick Satherley	2	67.6 1200m	0:10.97 1200m	1:23.69 [2] (0:13.17)	1:10.52 [6] (0:10.97)	0:59.55 [5] (0:11.40)	0:48.15 [5] (0:11.80)	0:36.35 [3] (0:11.59)	0:24.76 [2] (0:11.96)	0:36.35	-2
3	4	<b>ALL THE SHOPS</b> Tasha Chambers	7	66.4 1200m	0:11.19 1200m	1:24.04 [3] (0:13.39)	1:10.65 [8] (0:11.19)	0:59.46 [9] (0:11.46)	0:48.00 [9] (0:11.95)	0:36.05 [10] (0:11.50)	0:24.55 [10] (0:11.70)	0:36.05	+4
4	7	<b>LUVIN' OUR GRACE</b> Nathan Thomas	10	67.1 Overall	0:11.17 1200m	1:24.08 [4] (0:13.22)	1:10.86 [7] (0:11.17)	0:59.69 [8] (0:11.48)	0:48.21 [8] (0:12.03)	0:36.18 [9] (0:11.40)	0:24.78 [8] (0:11.89)	0:36.18	+4
5	2	<b>TEXAS STORM</b> Jackson Murphy	3	67.6 1200m	0:10.88 1200m	1:24.36 [5] (0:12.92)	1:11.44 [1] (0:10.88)	1:00.56 [1] (0:11.30)	0:49.26 [1] (0:11.90)	0:37.36 [1] (0:11.86)	0:25.50 [1] (0:12.21)	0:37.36	-6
6	8	<b>SENNAPROST</b> Melea Castle	4	66.9 1200m	0:10.92 1200m	1:24.42 [6] (0:13.42)	1:11.00 [9] (0:10.92)	1:00.08 [7] (0:11.45)	0:48.63 [7] (0:11.83)	0:36.80 [7] (0:11.51)	0:25.29 [5] (0:12.08)	0:36.80	-2
7	10	<b>LYNRIC LASS</b> Sean Cormack	12	66.8 Overall	0:11.04 1200m	1:25.12 [7] (0:12.93)	1:12.19 [2] (0:11.04)	1:01.15 [3] (0:11.46)	0:49.69 [3] (0:11.96)	0:37.73 [5] (0:11.84)	0:25.89 [7] (0:12.35)	0:37.73	+0
8	6	<b>SANTORINI SUMMER</b> Chris McIver	8	66.0 1000m	0:11.32 1000m	1:25.21 [8] (0:13.44)	1:11.77 [10] (0:11.37)	1:00.40 [10] (0:11.32)	0:49.08 [10] (0:11.66)	0:37.42 [8] (0:11.54)	0:25.88 [9] (0:11.79)	0:37.42	-4
9	5	<b>AIDENABET</b> Kirk Matheson	1	67.3 1200m	0:10.91 1200m	1:25.30 [9] (0:13.12)	1:12.18 [5] (0:10.91)	1:01.27 [4] (0:11.41)	0:49.86 [4] (0:11.93)	0:37.93 [4] (0:11.77)	0:26.16 [6] (0:12.30)	0:37.93	+0
10	12	<b>DENSITY</b> Emily Lang	6	67.2 1200m	0:10.99 1200m	1:25.60 [10] (0:12.95)	1:12.65 [3] (0:10.99)	1:01.66 [2] (0:11.34)	0:50.32 [2] (0:11.78)	0:38.54 [2] (0:11.90)	0:26.64 [3] (0:12.47)	0:38.54	-7

Scratched: Bold Zip (#11), Union Spirit (#1)

[ ] Ranking at each section and finish  
 -:-:- No data available at this section  
 NA No data available

SCN Saddle cloth number  
 DNF Did not finish  
 DNT Did not track



# Rockhampton QLD Professional

## Race 4: Phil Peel Jeweller BENCHMARK 60 Handicap - 1400m

15 June 2024 - 14:13



Track Rating: Soft 5, Weather: Fine, Rail Position: +9.5m 950m-600m; +8m Remainder

Section				200m				Last 600m		
Field Times				0:12.81				0:36.61		
				(0:12.81)						
Rank	TAB	Horse/Jockey	Barrier	Top Speed [km/h]	Fastest Section	Margin			Distance Travelled [m]	
1	9	<b>BARRY'S LANE</b> Samantha Collett	5	66.2 1200m	0:11.10 1200m	0:12.81 [1] (0:12.81)	1:23.61		0:36.13	
2	3	<b>SIR GRACE</b> Warwick Satherley	2	67.6 1200m	0:10.97 1200m	0:12.80 [2] (0:12.80)	0.49L		0:36.35	-2
3	4	<b>ALL THE SHOPS</b> Tasha Chambers	7	66.4 1200m	0:11.19 1200m	0:12.85 [6] (0:12.85)	2.53L		0:36.05	+4
4	7	<b>LUVIN' OUR GRACE</b> Nathan Thomas	10	67.1 Overall	0:11.17 1200m	0:12.89 [5] (0:12.89)	2.76L		0:36.18	+4
5	2	<b>TEXAS STORM</b> Jackson Murphy	3	67.6 1200m	0:10.88 1200m	0:13.29 [3] (0:13.29)	4.46L		0:37.36	-6
6	8	<b>SENNAPROST</b> Melea Castle	4	66.9 1200m	0:10.92 1200m	0:13.21 [7] (0:13.21)	4.78L		0:36.80	-2
7	10	<b>LYNRIC LASS</b> Sean Cormack	12	66.8 Overall	0:11.04 1200m	0:13.54 [10] (0:13.54)	8.93L		0:37.73	+0
8	6	<b>SANTORINI SUMMER</b> Chris McIver	8	66.0 1000m	0:11.32 1000m	0:14.09 [4] (0:14.09)	9.44L		0:37.42	-4
9	5	<b>AIDENABET</b> Kirk Matheson	1	67.3 1200m	0:10.91 1200m	0:13.86 [9] (0:13.86)	9.97L		0:37.93	+0
10	12	<b>DENSITY</b> Emily Lang	6	67.2 1200m	0:10.99 1200m	0:14.17 [8] (0:14.17)	11.72L		0:38.54	-7

Scratched: Bold Zip (#11), Union Spirit (#1)

[ ] Ranking at each section and finish  
 -:-:- No data available at this section  
 NA No data available

SCN Saddle cloth number  
 DNF Did not finish  
 DNT Did not track



Horse/Jockey Name	Barry's Lane
Final Rank	1
Fastest Section Time (Section)	0:11.10 (1200m)
Top Speed [km/h] (Section)	66.2 (1200m)
Race State	Finished

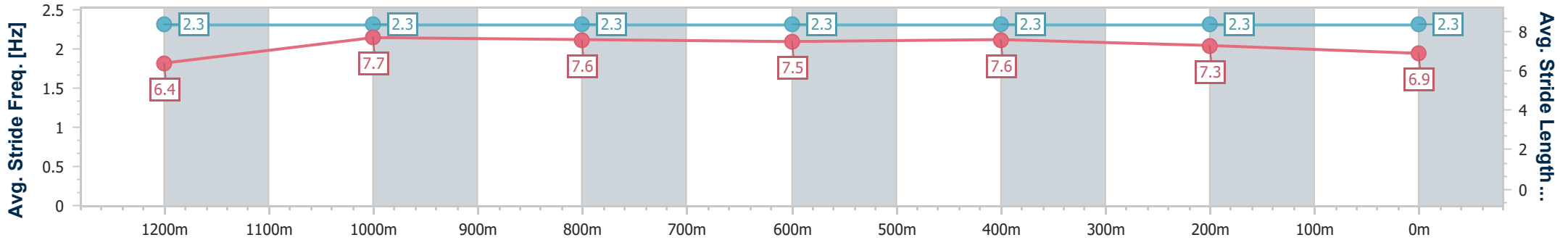
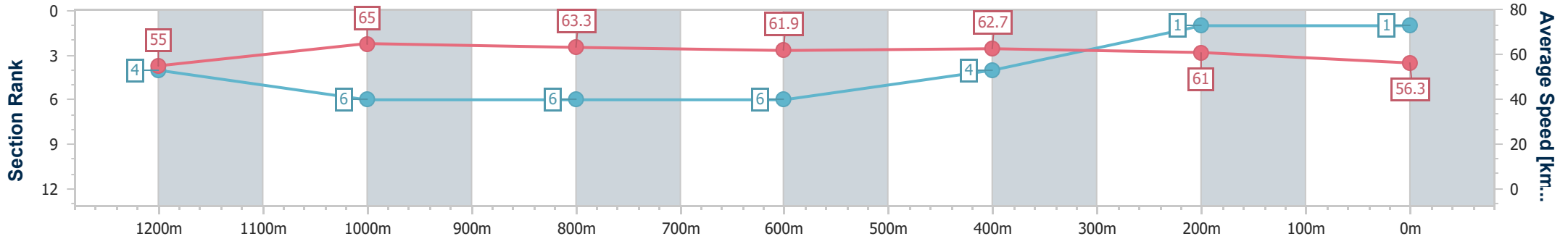


Rockhampton QLD Professional  
Race 4: Phil Peel Jeweller BENCHMARK 60 Handicap - 1400m



15 June 2024 - 14:13  
Track Rating: Soft 5, Weather: Fine, Rail Position: +9.5m 950m-600m; +8m Remainder

Section	Overall	1200m	1000m	800m	600m	400m	200m
Section Times	1:23.61 [1] (0:13.09)	1:10.52 [4] (0:11.10)	0:59.42 [6] (0:11.44)	0:47.98 [6] (0:11.85)	0:36.13 [6] (0:11.53)	0:24.60 [4] (0:11.79)	0:12.81 [1] (0:12.81)
Average Speed [km/h]	55.0	65.0	63.3	61.9	62.7	61.0	56.3
Top Speed [km/h]	65.6	66.2	65.4	63.2	63.9	63.4	58.6
Avg. Dist. to Rail [m]	2.0	0.6	1.1	2.5	5.5	6.7	6.0
Avg. Stride Freq. [Hz]	2.3	2.3	2.3	2.3	2.3	2.3	2.3
Avg. Stride Length [m]	6.4	7.7	7.6	7.5	7.6	7.3	6.9



- [ ] Ranking at each section and finish
- .-.- No data available at this section
- NA No data available



Horse/Jockey Name	Sir Grace
Final Rank	2
Fastest Section Time (Section)	0:10.97 (1200m)
Top Speed [km/h] (Section)	67.6 (1200m)
Race State	Finished

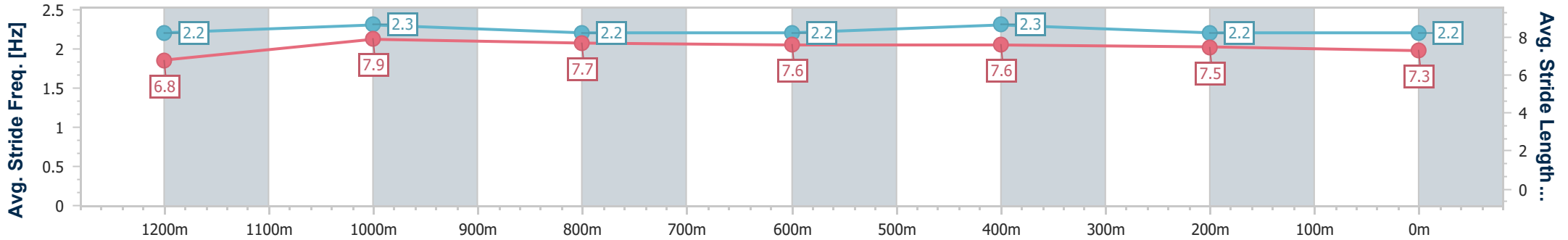
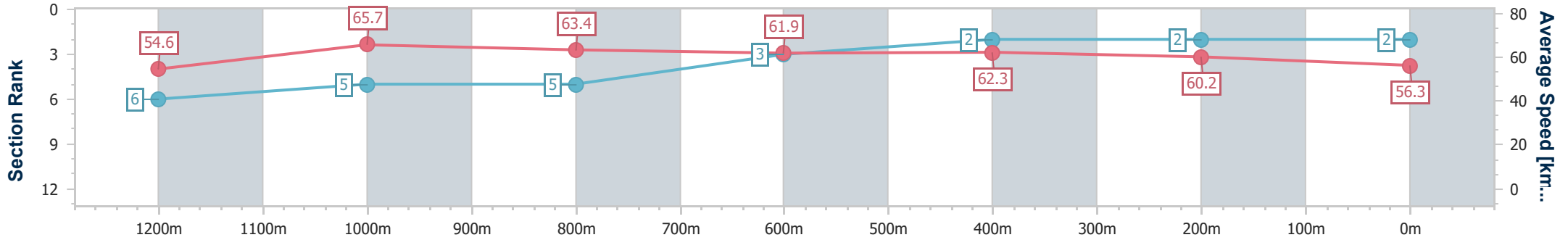


Rockhampton QLD Professional  
Race 4: Phil Peel Jeweller BENCHMARK 60 Handicap - 1400m



15 June 2024 - 14:13  
Track Rating: Soft 5, Weather: Fine, Rail Position: +9.5m 950m-600m; +8m Remainder

Section	Overall	1200m	1000m	800m	600m	400m	200m
Section Times	1:23.69 [2] (0:13.17)	1:10.52 [6] (0:10.97)	0:59.55 [5] (0:11.40)	0:48.15 [5] (0:11.80)	0:36.35 [3] (0:11.59)	0:24.76 [2] (0:11.96)	0:12.80 [2] (0:12.80)
Average Speed [km/h]	54.6	65.7	63.4	61.9	62.3	60.2	56.3
Top Speed [km/h]	66.3	67.6	64.9	63.2	63.2	62.2	58.3
Avg. Dist. to Rail [m]	0.6	0.6	0.8	1.8	5.5	5.2	4.5
Avg. Stride Freq. [Hz]	2.2	2.3	2.2	2.2	2.3	2.2	2.2
Avg. Stride Length [m]	6.8	7.9	7.7	7.6	7.6	7.5	7.3



- [ ] Ranking at each section and finish
- .-.- No data available at this section
- NA No data available



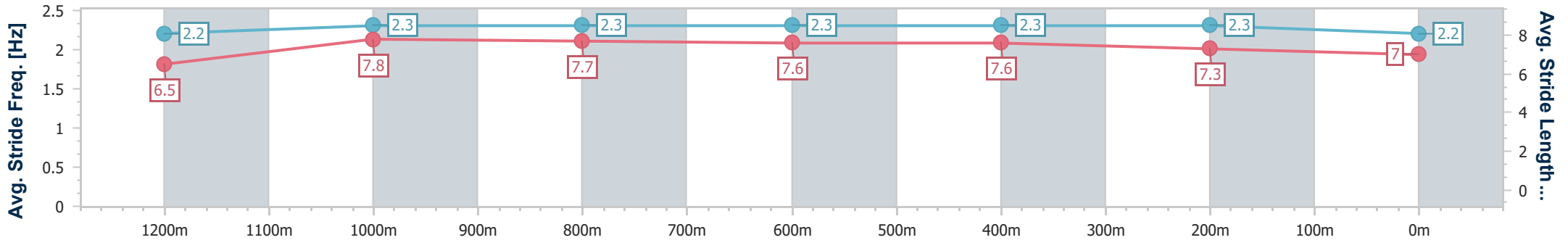
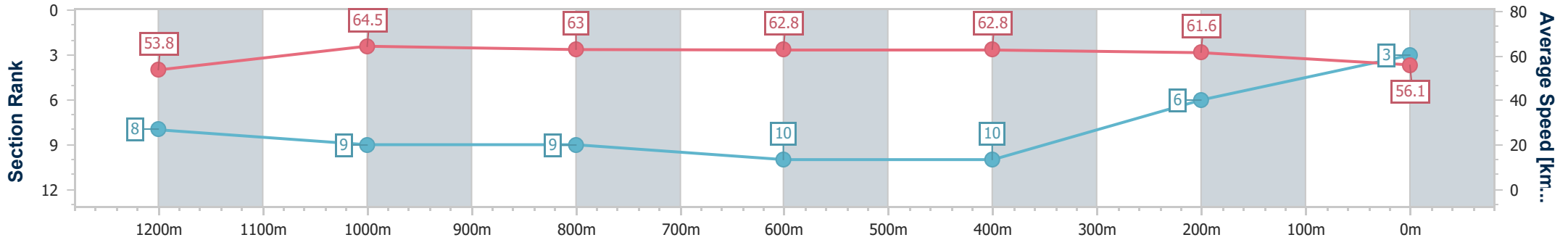
Horse/Jockey Name	All The Shops
Final Rank	3
Fastest Section Time (Section)	0:11.19 (1200m)
Top Speed [km/h] (Section)	66.4 (1200m)
Race State	Finished



Rockhampton QLD Professional  
 Race 4: Phil Peel Jeweller BENCHMARK 60 Handicap - 1400m  
 15 June 2024 - 14:13  
 Track Rating: Soft 5, Weather: Fine, Rail Position: +9.5m 950m-600m; +8m Remainder



Section	Overall	1200m	1000m	800m	600m	400m	200m
Section Times	1:24.04 [3] (0:13.39)	1:10.65 [8] (0:11.19)	0:59.46 [9] (0:11.46)	0:48.00 [9] (0:11.95)	0:36.05 [10] (0:11.50)	0:24.55 [10] (0:11.70)	0:12.85 [6] (0:12.85)
Average Speed [km/h]	53.8	64.5	63.0	62.8	62.8	61.6	56.1
Top Speed [km/h]	63.8	66.4	64.6	63.7	63.8	63.5	58.7
Avg. Dist. to Rail [m]	3.4	0.7	1.7	5.3	7.7	9.7	8.6
Avg. Stride Freq. [Hz]	2.2	2.3	2.3	2.3	2.3	2.3	2.2
Avg. Stride Length [m]	6.5	7.8	7.7	7.6	7.6	7.3	7.0



- [ ] Ranking at each section and finish
- .-.- No data available at this section
- NA No data available



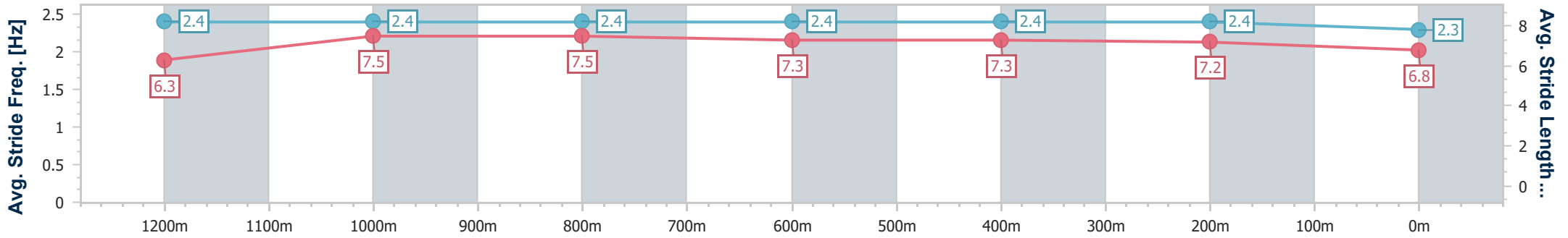
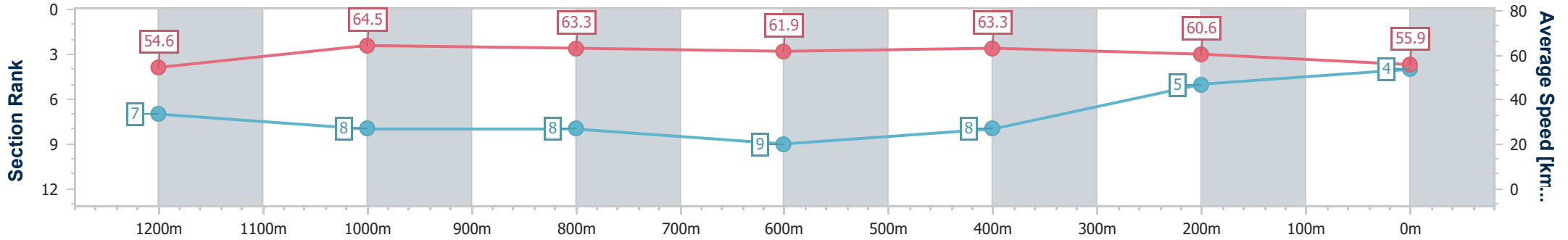
Horse/Jockey Name	Luvn' Our Grace
Final Rank	4
Fastest Section Time (Section)	0:11.17 (1200m)
Top Speed [km/h] (Section)	67.1 (Overall)
Race State	Finished



Rockhampton QLD Professional  
 Race 4: Phil Peel Jeweller BENCHMARK 60 Handicap - 1400m  
 15 June 2024 - 14:13  
 Track Rating: Soft 5, Weather: Fine, Rail Position: +9.5m 950m-600m; +8m Remainder



Section	Overall	1200m	1000m	800m	600m	400m	200m
Section Times	1:24.08 [4] (0:13.22)	1:10.86 [7] (0:11.17)	0:59.69 [8] (0:11.48)	0:48.21 [8] (0:12.03)	0:36.18 [9] (0:11.40)	0:24.78 [8] (0:11.89)	0:12.89 [5] (0:12.89)
Average Speed [km/h]	54.6	64.5	63.3	61.9	63.3	60.6	55.9
Top Speed [km/h]	67.1	66.9	64.8	63.9	64.5	63.4	57.4
Avg. Dist. to Rail [m]	5.5	1.3	1.6	4.6	4.7	5.2	5.9
Avg. Stride Freq. [Hz]	2.4	2.4	2.4	2.4	2.4	2.4	2.3
Avg. Stride Length [m]	6.3	7.5	7.5	7.3	7.3	7.2	6.8



- [ ] Ranking at each section and finish
- .-.- No data available at this section
- NA No data available



Horse/Jockey Name	Texas Storm
Final Rank	5
Fastest Section Time (Section)	0:10.88 (1200m)
Top Speed [km/h] (Section)	67.6 (1200m)
Race State	Finished

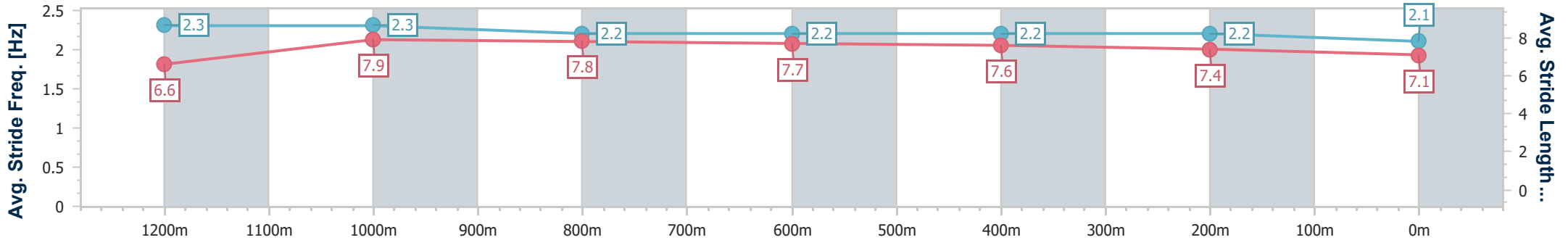
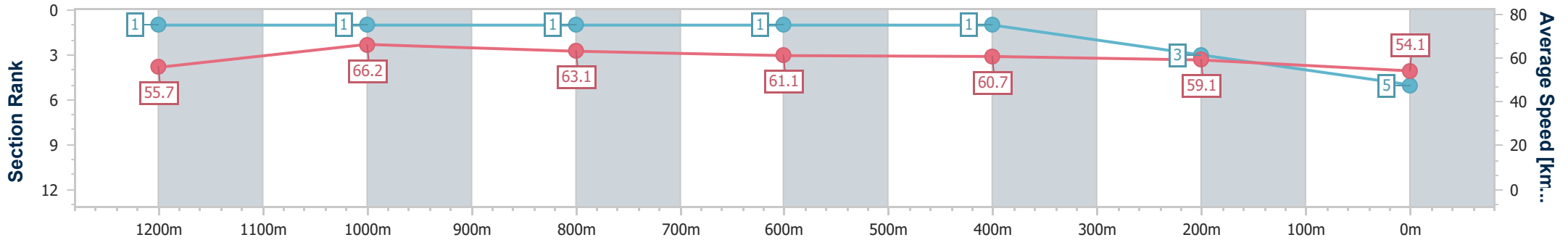


Rockhampton QLD Professional  
Race 4: Phil Peel Jeweller BENCHMARK 60 Handicap - 1400m



15 June 2024 - 14:13  
Track Rating: Soft 5, Weather: Fine, Rail Position: +9.5m 950m-600m; +8m Remainder

Section	Overall	1200m	1000m	800m	600m	400m	200m
Section Times	1:24.36 [5] (0:12.92)	1:11.44 [1] (0:10.88)	1:00.56 [1] (0:11.30)	0:49.26 [1] (0:11.90)	0:37.36 [1] (0:11.86)	0:25.50 [1] (0:12.21)	0:13.29 [3] (0:13.29)
Average Speed [km/h]	55.7	66.2	63.1	61.1	60.7	59.1	54.1
Top Speed [km/h]	67.4	67.6	65.7	61.9	61.4	60.9	56.7
Avg. Dist. to Rail [m]	0.9	1.8	1.6	1.5	3.1	2.8	2.7
Avg. Stride Freq. [Hz]	2.3	2.3	2.2	2.2	2.2	2.2	2.1
Avg. Stride Length [m]	6.6	7.9	7.8	7.7	7.6	7.4	7.1



- [ ] Ranking at each section and finish
- .-.- No data available at this section
- NA No data available



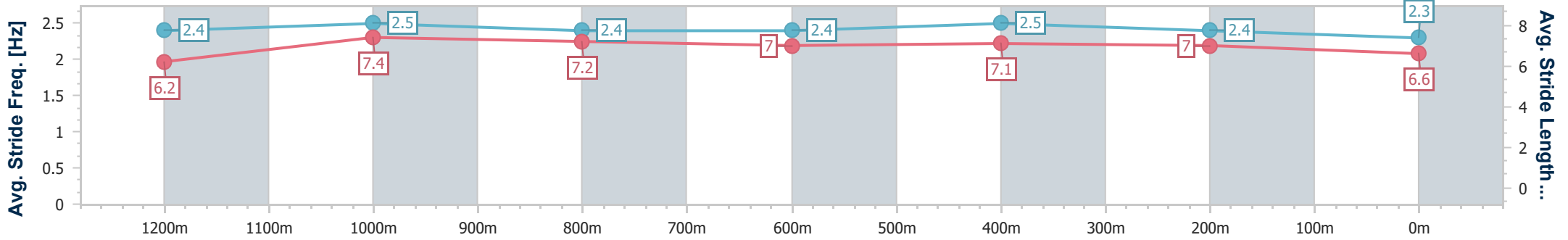
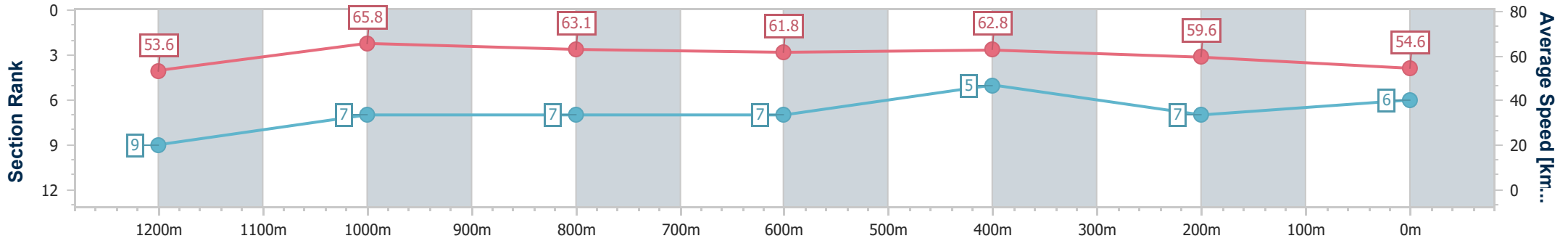
Horse/Jockey Name	Sennaprost
Final Rank	6
Fastest Section Time (Section)	0:10.92 (1200m)
Top Speed [km/h] (Section)	66.9 (1200m)
Race State	Finished



Rockhampton QLD Professional  
 Race 4: Phil Peel Jeweller BENCHMARK 60 Handicap - 1400m  
 15 June 2024 - 14:13  
 Track Rating: Soft 5, Weather: Fine, Rail Position: +9.5m 950m-600m; +8m Remainder



Section	Overall	1200m	1000m	800m	600m	400m	200m
Section Times	1:24.42 [6] (0:13.42)	1:11.00 [9] (0:10.92)	1:00.08 [7] (0:11.45)	0:48.63 [7] (0:11.83)	0:36.80 [7] (0:11.51)	0:25.29 [5] (0:12.08)	0:13.21 [7] (0:13.21)
Average Speed [km/h]	53.6	65.8	63.1	61.8	62.8	59.6	54.6
Top Speed [km/h]	63.9	66.9	65.3	63.1	64.3	61.7	56.9
Avg. Dist. to Rail [m]	1.0	2.0	1.2	2.1	4.0	4.6	4.7
Avg. Stride Freq. [Hz]	2.4	2.5	2.4	2.4	2.5	2.4	2.3
Avg. Stride Length [m]	6.2	7.4	7.2	7.0	7.1	7.0	6.6



- [ ] Ranking at each section and finish
- .-.- No data available at this section
- NA No data available





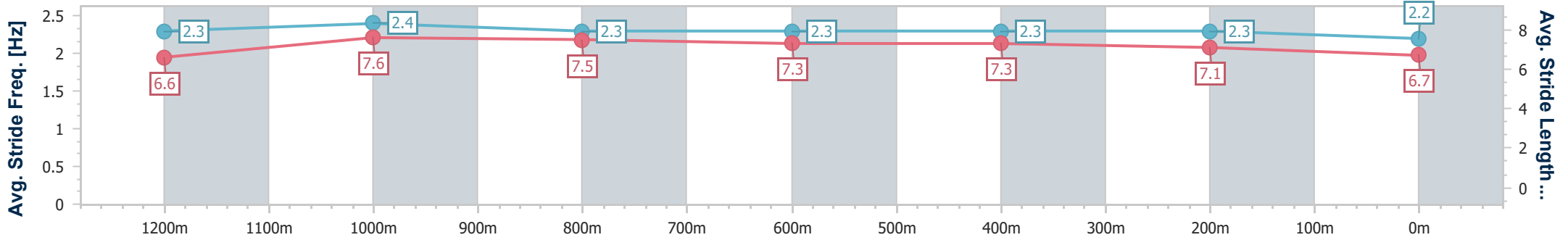
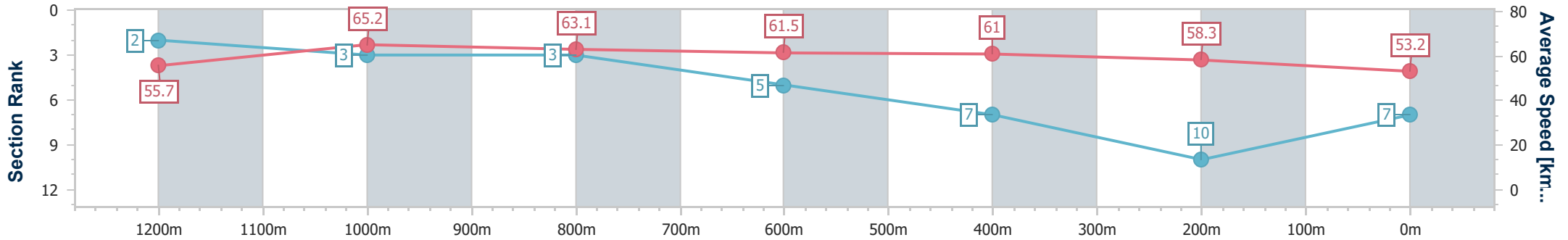
Horse/Jockey Name	Lynric Lass
Final Rank	7
Fastest Section Time (Section)	0:11.04 (1200m)
Top Speed [km/h] (Section)	66.8 (Overall)
Race State	Finished



Rockhampton QLD Professional  
 Race 4: Phil Peel Jeweller BENCHMARK 60 Handicap - 1400m  
 15 June 2024 - 14:13  
 Track Rating: Soft 5, Weather: Fine, Rail Position: +9.5m 950m-600m; +8m Remainder



Section	Overall	1200m	1000m	800m	600m	400m	200m
Section Times	1:25.12 [7] (0:12.93)	1:12.19 [2] (0:11.04)	1:01.15 [3] (0:11.46)	0:49.69 [3] (0:11.96)	0:37.73 [5] (0:11.84)	0:25.89 [7] (0:12.35)	0:13.54 [10] (0:13.54)
Average Speed [km/h]	55.7	65.2	63.1	61.5	61.0	58.3	53.2
Top Speed [km/h]	66.8	66.4	65.1	63.3	62.0	60.6	55.9
Avg. Dist. to Rail [m]	6.0	0.7	1.0	2.7	6.5	7.2	7.3
Avg. Stride Freq. [Hz]	2.3	2.4	2.3	2.3	2.3	2.3	2.2
Avg. Stride Length [m]	6.6	7.6	7.5	7.3	7.3	7.1	6.7



- [ ] Ranking at each section and finish
- .-.- No data available at this section
- NA No data available



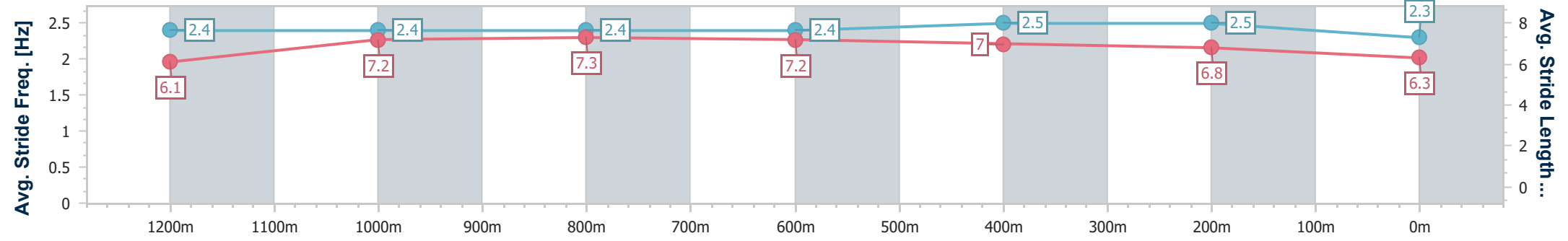
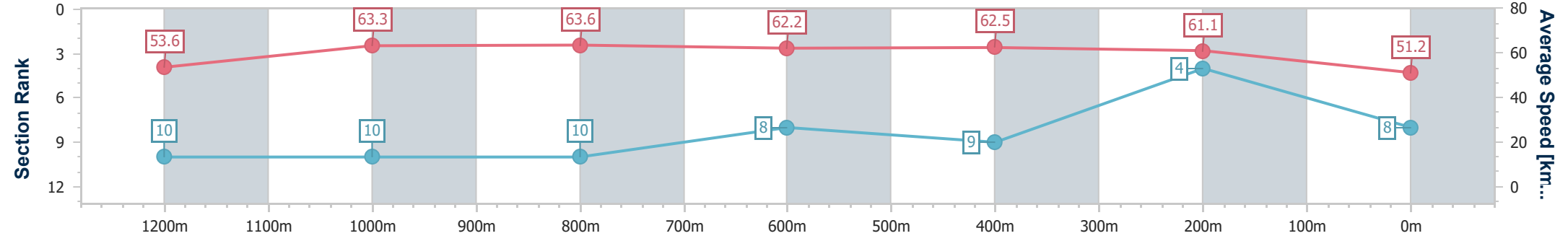
Horse/Jockey Name	Santorini Summer
Final Rank	8
Fastest Section Time (Section)	0:11.32 (1000m)
Top Speed [km/h] (Section)	66.0 (1000m)
Race State	Finished



Rockhampton QLD Professional  
 Race 4: Phil Peel Jeweller BENCHMARK 60 Handicap - 1400m  
 15 June 2024 - 14:13  
 Track Rating: Soft 5, Weather: Fine, Rail Position: +9.5m 950m-600m; +8m Remainder



Section	Overall	1200m	1000m	800m	600m	400m	200m
Section Times	1:25.21 [8] (0:13.44)	1:11.77 [10] (0:11.37)	1:00.40 [10] (0:11.32)	0:49.08 [10] (0:11.66)	0:37.42 [8] (0:11.54)	0:25.88 [9] (0:11.79)	0:14.09 [4] (0:14.09)
Average Speed [km/h]	53.6	63.3	63.6	62.2	62.5	61.1	51.2
Top Speed [km/h]	64.2	64.5	66.0	63.8	63.9	63.1	57.0
Avg. Dist. to Rail [m]	4.3	1.0	0.5	1.3	5.6	9.5	10.0
Avg. Stride Freq. [Hz]	2.4	2.4	2.4	2.4	2.5	2.5	2.3
Avg. Stride Length [m]	6.1	7.2	7.3	7.2	7.0	6.8	6.3



- [ ] Ranking at each section and finish
- .-.- No data available at this section
- NA No data available



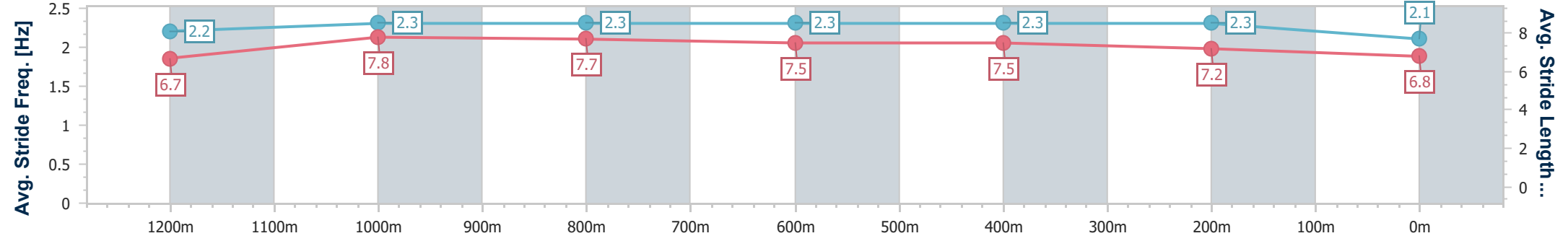
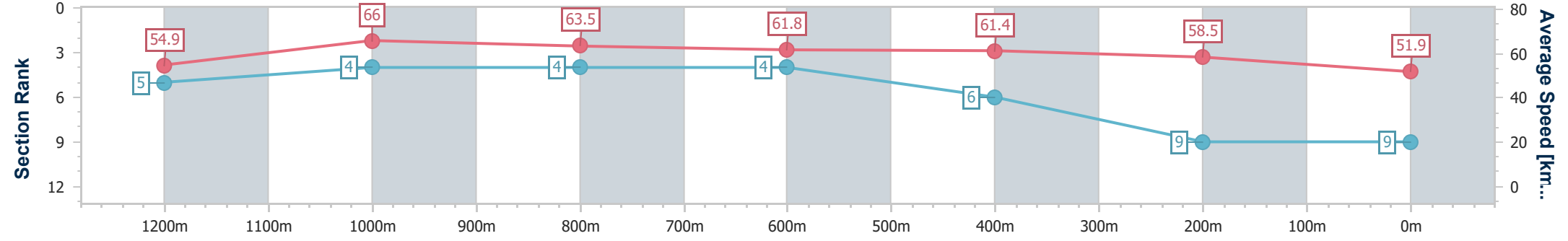
Horse/Jockey Name	Aidenabet
Final Rank	9
Fastest Section Time (Section)	0:10.91 (1200m)
Top Speed [km/h] (Section)	67.3 (1200m)
Race State	Finished



Rockhampton QLD Professional  
 Race 4: Phil Peel Jeweller BENCHMARK 60 Handicap - 1400m  
 15 June 2024 - 14:13  
 Track Rating: Soft 5, Weather: Fine, Rail Position: +9.5m 950m-600m; +8m Remainder



Section	Overall	1200m	1000m	800m	600m	400m	200m
Section Times	1:25.30 [9] (0:13.12)	1:12.18 [5] (0:10.91)	1:01.27 [4] (0:11.41)	0:49.86 [4] (0:11.93)	0:37.93 [4] (0:11.77)	0:26.16 [6] (0:12.30)	0:13.86 [9] (0:13.86)
Average Speed [km/h]	54.9	66.0	63.5	61.8	61.4	58.5	51.9
Top Speed [km/h]	66.4	67.3	64.7	62.8	62.3	60.8	55.2
Avg. Dist. to Rail [m]	1.0	0.4	1.3	3.1	3.9	2.9	2.2
Avg. Stride Freq. [Hz]	2.2	2.3	2.3	2.3	2.3	2.3	2.1
Avg. Stride Length [m]	6.7	7.8	7.7	7.5	7.5	7.2	6.8



- [ ] Ranking at each section and finish
- .-.- No data available at this section
- NA No data available



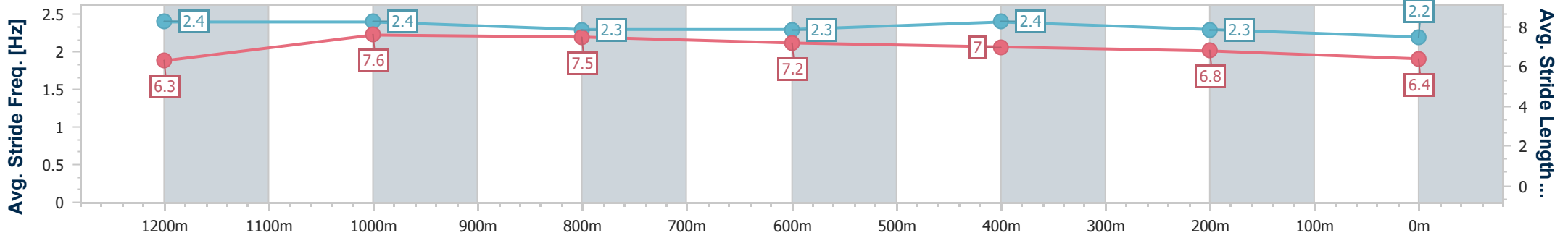
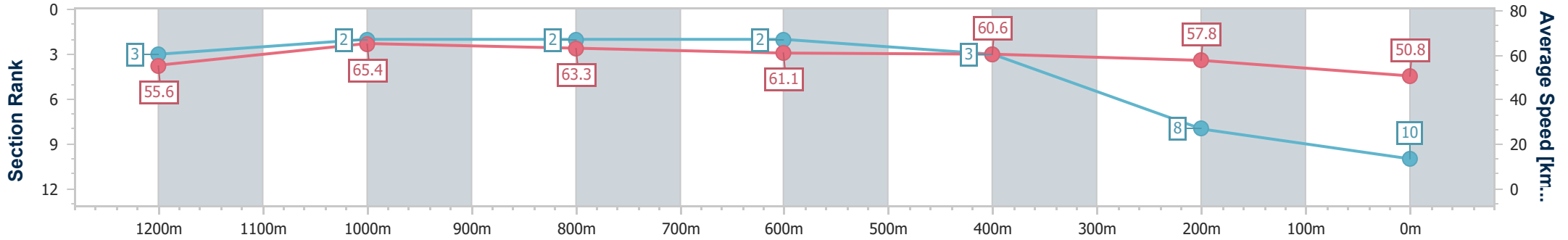
Horse/Jockey Name	Density
Final Rank	10
Fastest Section Time (Section)	0:10.99 (1200m)
Top Speed [km/h] (Section)	67.2 (1200m)
Race State	Finished



Rockhampton QLD Professional  
 Race 4: Phil Peel Jeweller BENCHMARK 60 Handicap - 1400m  
 15 June 2024 - 14:13  
 Track Rating: Soft 5, Weather: Fine, Rail Position: +9.5m 950m-600m; +8m Remainder



Section	Overall	1200m	1000m	800m	600m	400m	200m
Section Times	1:25.60 [10] (0:12.95)	1:12.65 [3] (0:10.99)	1:01.66 [2] (0:11.34)	0:50.32 [2] (0:11.78)	0:38.54 [2] (0:11.90)	0:26.64 [3] (0:12.47)	0:14.17 [8] (0:14.17)
Average Speed [km/h]	55.6	65.4	63.3	61.1	60.6	57.8	50.8
Top Speed [km/h]	67.1	67.2	66.3	62.5	61.6	61.0	55.1
Avg. Dist. to Rail [m]	2.7	0.7	0.6	1.1	2.8	4.0	5.7
Avg. Stride Freq. [Hz]	2.4	2.4	2.3	2.3	2.4	2.3	2.2
Avg. Stride Length [m]	6.3	7.6	7.5	7.2	7.0	6.8	6.4



- [ ] Ranking at each section and finish
- .-.- No data available at this section
- NA No data available



# Rockhampton QLD Professional

## Race 5: Pink Ribbon Day OPEN Handicap - 1200m

15 June 2024 - 14:48



Track Rating: Soft 5, Weather: Fine, Rail Position: +9.5m 950m-600m; +8m Remainder

Section		Overall										Last 600m	
Field Times		1:10.05										0:35.06	
		(0:12.83)											
		1000m											
		0:57.22											
		(0:10.64)											
		800m											
		0:46.58											
		(0:11.52)											
		600m											
		0:35.06											
		(0:11.24)											
		400m											
		0:23.82											
		(0:11.47)											
		200m											
		0:12.35											
		(0:12.35)											
Rank	TAB	Horse/Jockey	Barrier	Top Speed [km/h]	Fastest Section	Overall	1000m	800m	600m	400m	200m	Margin	Distance Travelled [m]
1	3	HONKYTONK DIVA Samantha Collett	4	66.7 1000m	0:11.09 1000m	1:10.05 [1] (0:13.06)	0:56.99 [4] (0:11.09)	0:45.90 [6] (0:11.36)	0:34.54 [6] (0:11.14)	0:23.40 [7] (0:11.30)	0:12.10 [6] (0:12.10)	1:10.05 0:34.54	
2	8	FASTCONI Jackson Murphy	2	68.2 1000m	0:10.89 1000m	1:10.15 [2] (0:13.16)	0:56.99 [5] (0:10.89)	0:46.10 [4] (0:11.33)	0:34.77 [4] (0:11.19)	0:23.58 [5] (0:11.38)	0:12.20 [5] (0:12.20)	0.56L 0:34.77	-8
3	6	CAPTAIN FOX Melea Castle	1	69.1 1000m	0:10.64 1000m	1:10.42 [3] (0:12.83)	0:57.59 [1] (0:10.64)	0:46.95 [1] (0:11.52)	0:35.43 [1] (0:11.24)	0:24.19 [1] (0:11.47)	0:12.72 [1] (0:12.72)	2.19L 0:35.43	-7
4	7	LETMELETGO Nathan Thomas	8	67.3 1000m	0:10.94 600m	1:10.53 [4] (0:13.53)	0:57.00 [9] (0:10.95)	0:46.05 [9] (0:11.29)	0:34.76 [8] (0:10.94)	0:23.82 [8] (0:11.36)	0:12.46 [7] (0:12.46)	2.84L 0:34.76	-3
5	9	JUST SUPER Warwick Satherley	7	68.6 1000m	0:10.88 1000m	1:10.63 [5] (0:12.88)	0:57.75 [2] (0:10.88)	0:46.87 [3] (0:11.41)	0:35.46 [3] (0:11.22)	0:24.24 [3] (0:11.48)	0:12.76 [3] (0:12.76)	3.39L 0:35.46	-6
6	5	THISLAND IS MYLAND Sean Cormack	5	67.7 1000m	0:10.84 600m	1:10.79 [6] (0:13.41)	0:57.38 [8] (0:10.88)	0:46.50 [8] (0:11.29)	0:35.21 [7] (0:10.84)	0:24.37 [4] (0:11.47)	0:12.90 [4] (0:12.90)	4.33L 0:35.21	+1
7	1	TIGER LEGEND Ashley Butler	9	68.7 1000m	0:10.78 1000m	1:11.02 [7] (0:12.91)	0:58.11 [3] (0:10.78)	0:47.33 [2] (0:11.42)	0:35.91 [2] (0:11.18)	0:24.73 [2] (0:11.46)	0:13.27 [2] (0:13.27)	5.69L 0:35.91	-7
8	10	THATFEELSBETTER Emily Lang	3	68.0 Overall	0:10.92 1000m	1:11.35 [8] (0:13.33)	0:58.02 [7] (0:10.92)	0:47.10 [7] (0:11.57)	0:35.53 [9] (0:10.97)	0:24.56 [9] (0:11.45)	0:13.11 [8] (0:13.11)	7.64L 0:35.53	-5
9	4	MAJOR ARTIE Kirk Matheson	6	67.8 1000m	0:10.82 1000m	1:11.68 [9] (0:13.23)	0:58.45 [6] (0:10.82)	0:47.63 [5] (0:11.36)	0:36.27 [5] (0:11.21)	0:25.06 [6] (0:11.90)	0:13.16 [9] (0:13.16)	9.59L 0:36.27	-4

Scratched: Fanaar (#11), Mill Rossa (#2)

[ ] Ranking at each section and finish  
 -:-:- No data available at this section  
 NA No data available

SCN Saddle cloth number  
 DNF Did not finish  
 DNT Did not track



Horse/Jockey Name	Honkytonk Diva
Final Rank	1
Fastest Section Time (Section)	0:11.09 (1000m)
Top Speed [km/h] (Section)	66.7 (1000m)
Race State	Finished



Rockhampton QLD Professional

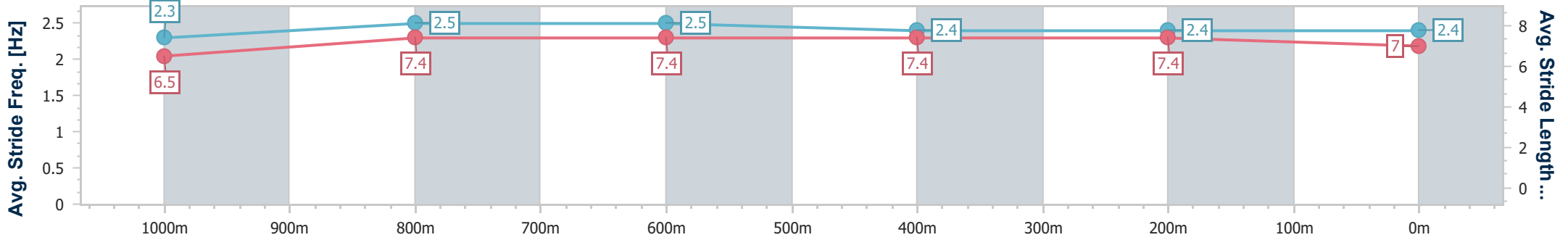
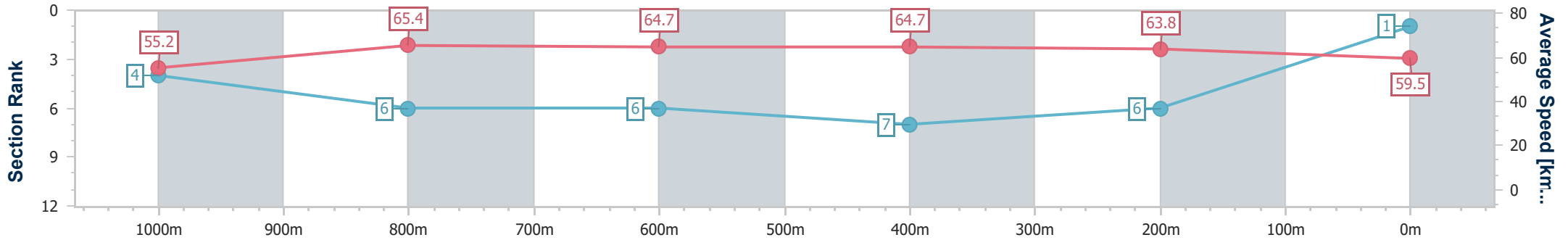
Race 5: Pink Ribbon Day OPEN Handicap - 1200m

15 June 2024 - 14:48

Track Rating: Soft 5, Weather: Fine, Rail Position: +9.5m 950m-600m; +8m Remainder



Section	Overall	1000m	800m	600m	400m	200m
Section Times	1:10.05 [1] (0:13.06)	0:56.99 [4] (0:11.09)	0:45.90 [6] (0:11.36)	0:34.54 [6] (0:11.14)	0:23.40 [7] (0:11.30)	0:12.10 [6] (0:12.10)
Average Speed [km/h]	55.2	65.4	64.7	64.7	63.8	59.5
Top Speed [km/h]	65.9	66.7	66.2	66.3	66.3	62.8
Avg. Dist. to Rail [m]	1.0	1.0	2.6	3.8	5.9	6.6
Avg. Stride Freq. [Hz]	2.3	2.5	2.5	2.4	2.4	2.4
Avg. Stride Length [m]	6.5	7.4	7.4	7.4	7.4	7.0



- [ ] Ranking at each section and finish
- .-.- No data available at this section
- NA No data available



Horse/Jockey Name	Fastconi
Final Rank	2
Fastest Section Time (Section)	0:10.89 (1000m)
Top Speed [km/h] (Section)	68.2 (1000m)
Race State	Finished



Rockhampton QLD Professional

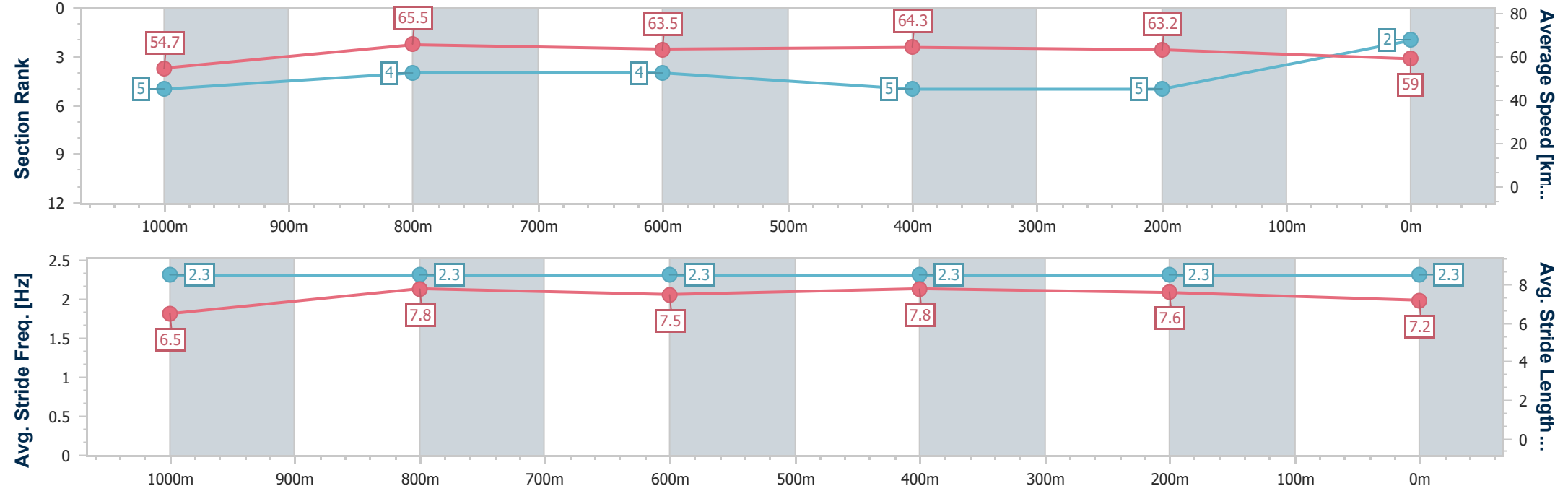
Race 5: Pink Ribbon Day OPEN Handicap - 1200m

15 June 2024 - 14:48

Track Rating: Soft 5, Weather: Fine, Rail Position: +9.5m 950m-600m; +8m Remainder



Section	Overall	1000m	800m	600m	400m	200m
Section Times	1:10.15 [2] (0:13.16)	0:56.99 [5] (0:10.89)	0:46.10 [4] (0:11.33)	0:34.77 [4] (0:11.19)	0:23.58 [5] (0:11.38)	0:12.20 [5] (0:12.20)
Average Speed [km/h]	54.7	65.5	63.5	64.3	63.2	59.0
Top Speed [km/h]	67.5	68.2	65.0	65.4	64.3	60.9
Avg. Dist. to Rail [m]	1.4	1.9	0.7	1.0	2.6	3.4
Avg. Stride Freq. [Hz]	2.3	2.3	2.3	2.3	2.3	2.3
Avg. Stride Length [m]	6.5	7.8	7.5	7.8	7.6	7.2



- [ ] Ranking at each section and finish
- .-.- No data available at this section
- NA No data available



Horse/Jockey Name	Captain Fox
Final Rank	3
Fastest Section Time (Section)	0:10.64 (1000m)
Top Speed [km/h] (Section)	69.1 (1000m)
Race State	Finished



Rockhampton QLD Professional

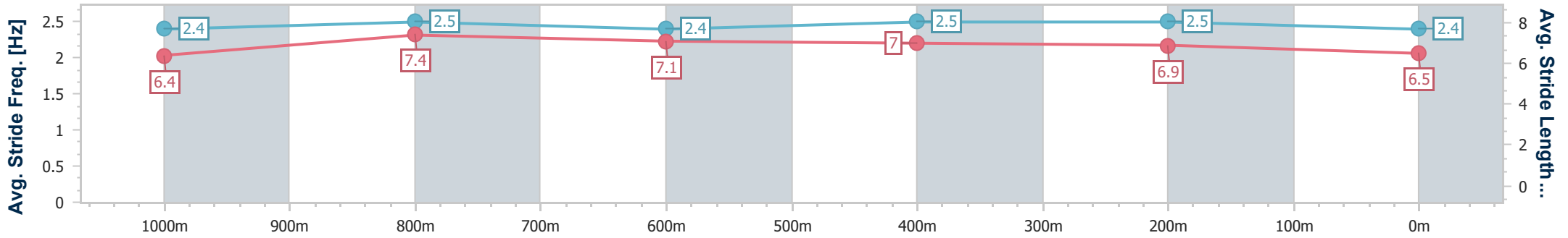
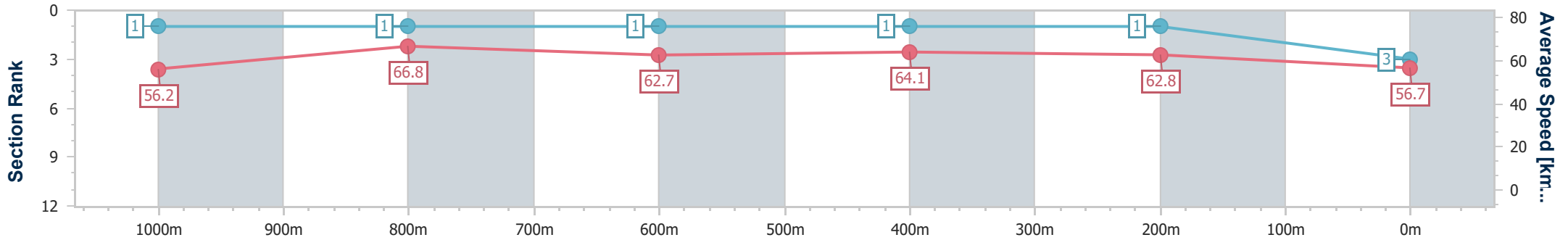
Race 5: Pink Ribbon Day OPEN Handicap - 1200m

15 June 2024 - 14:48

Track Rating: Soft 5, Weather: Fine, Rail Position: +9.5m 950m-600m; +8m Remainder



Section	Overall	1000m	800m	600m	400m	200m
Section Times	1:10.42 [3] (0:12.83)	0:57.59 [1] (0:10.64)	0:46.95 [1] (0:11.52)	0:35.43 [1] (0:11.24)	0:24.19 [1] (0:11.47)	0:12.72 [1] (0:12.72)
Average Speed [km/h]	56.2	66.8	62.7	64.1	62.8	56.7
Top Speed [km/h]	68.5	69.1	64.9	65.4	65.4	59.6
Avg. Dist. to Rail [m]	1.4	2.0	1.0	1.4	2.1	2.8
Avg. Stride Freq. [Hz]	2.4	2.5	2.4	2.5	2.5	2.4
Avg. Stride Length [m]	6.4	7.4	7.1	7.0	6.9	6.5



- [ ] Ranking at each section and finish
- .-.- No data available at this section
- NA No data available





Horse/Jockey Name	Letmeletgo
Final Rank	4
Fastest Section Time (Section)	0:10.94 (600m)
Top Speed [km/h] (Section)	67.3 (1000m)
Race State	Finished



Rockhampton QLD Professional

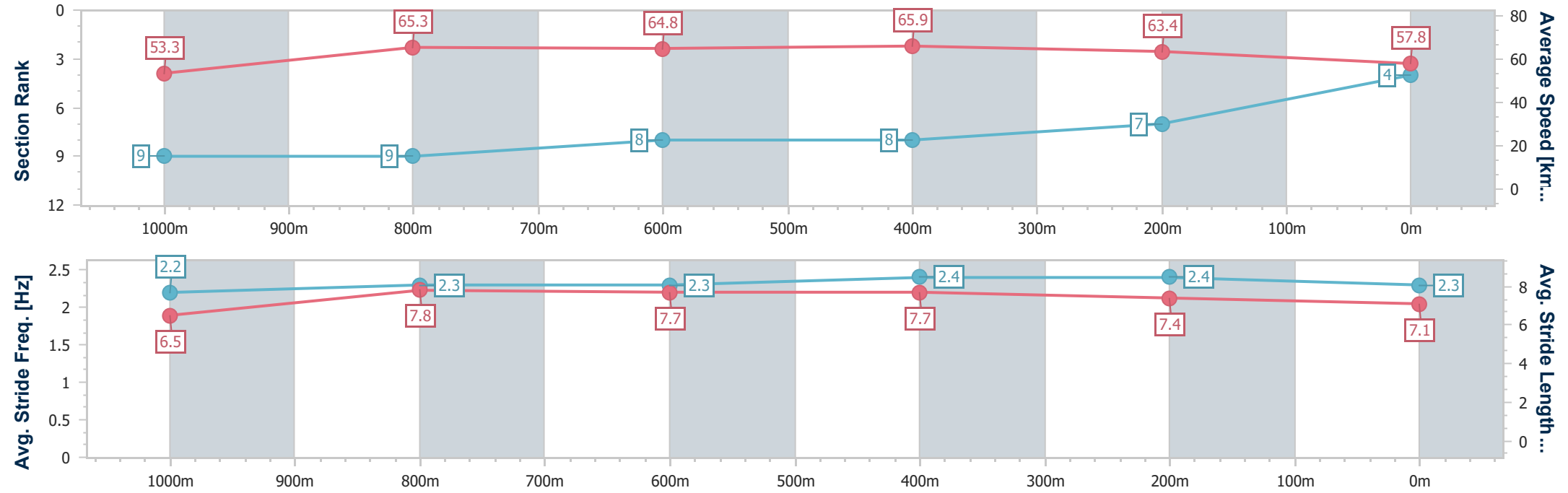
Race 5: Pink Ribbon Day OPEN Handicap - 1200m

15 June 2024 - 14:48

Track Rating: Soft 5, Weather: Fine, Rail Position: +9.5m 950m-600m; +8m Remainder



Section	Overall	1000m	800m	600m	400m	200m
Section Times	1:10.53 [4] (0:13.53)	0:57.00 [9] (0:10.95)	0:46.05 [9] (0:11.29)	0:34.76 [8] (0:10.94)	0:23.82 [8] (0:11.36)	0:12.46 [7] (0:12.46)
Average Speed [km/h]	53.3	65.3	64.8	65.9	63.4	57.8
Top Speed [km/h]	65.0	67.3	66.3	67.0	64.7	60.8
Avg. Dist. to Rail [m]	4.0	1.2	1.9	3.7	5.7	6.5
Avg. Stride Freq. [Hz]	2.2	2.3	2.3	2.4	2.4	2.3
Avg. Stride Length [m]	6.5	7.8	7.7	7.7	7.4	7.1



- [ ] Ranking at each section and finish
- .-.- No data available at this section
- NA No data available



Horse/Jockey Name	Just Super
Final Rank	5
Fastest Section Time (Section)	0:10.88 (1000m)
Top Speed [km/h] (Section)	68.6 (1000m)
Race State	Finished



Rockhampton QLD Professional

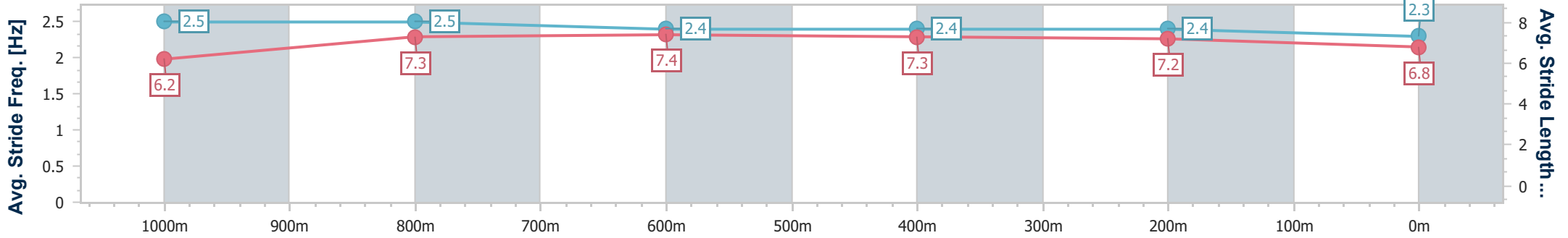
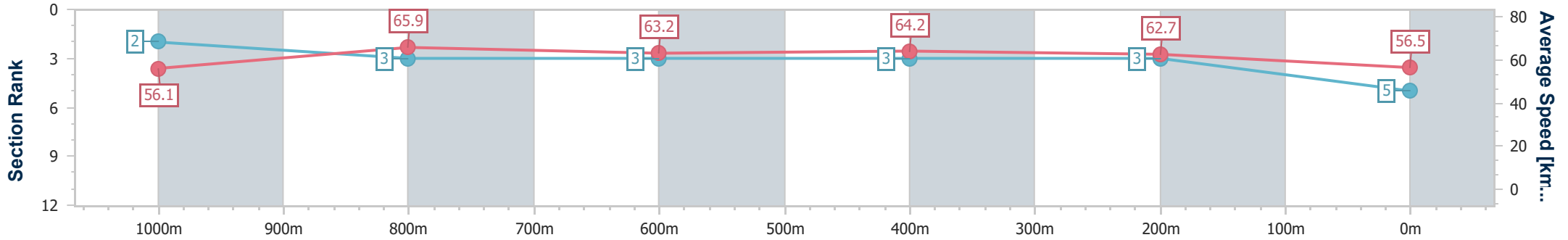
Race 5: Pink Ribbon Day OPEN Handicap - 1200m

15 June 2024 - 14:48

Track Rating: Soft 5, Weather: Fine, Rail Position: +9.5m 950m-600m; +8m Remainder



Section	Overall	1000m	800m	600m	400m	200m
Section Times	1:10.63 [5] (0:12.88)	0:57.75 [2] (0:10.88)	0:46.87 [3] (0:11.41)	0:35.46 [3] (0:11.22)	0:24.24 [3] (0:11.48)	0:12.76 [3] (0:12.76)
Average Speed [km/h]	56.1	65.9	63.2	64.2	62.7	56.5
Top Speed [km/h]	68.5	68.6	64.7	65.5	64.7	60.1
Avg. Dist. to Rail [m]	3.1	0.7	1.0	1.8	2.5	2.5
Avg. Stride Freq. [Hz]	2.5	2.5	2.4	2.4	2.4	2.3
Avg. Stride Length [m]	6.2	7.3	7.4	7.3	7.2	6.8



- [ ] Ranking at each section and finish
- .-.- No data available at this section
- NA No data available



Horse/Jockey Name	Thisland Is Myland
Final Rank	6
Fastest Section Time (Section)	0:10.84 (600m)
Top Speed [km/h] (Section)	67.7 (1000m)
Race State	Finished



Rockhampton QLD Professional

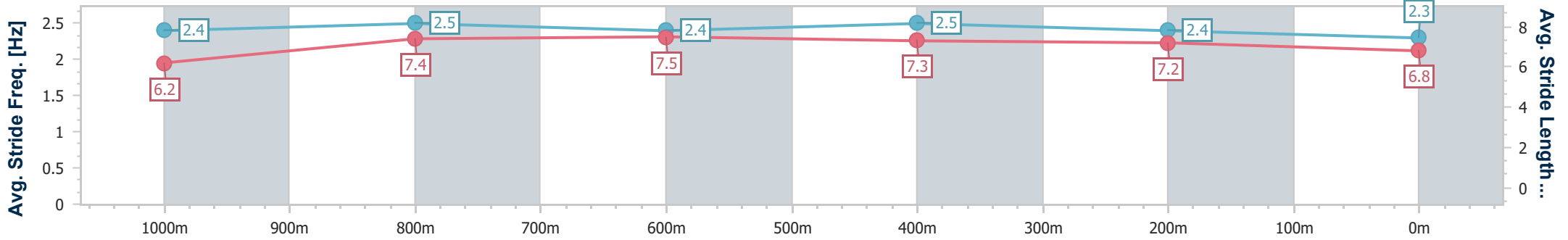
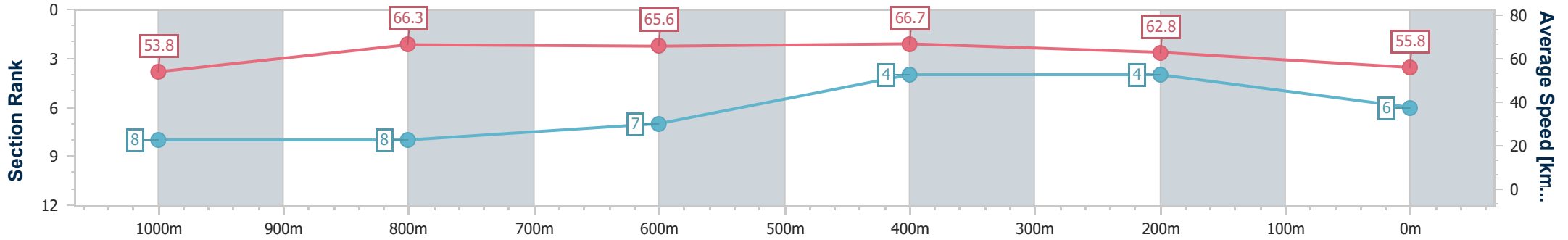
Race 5: Pink Ribbon Day OPEN Handicap - 1200m

15 June 2024 - 14:48

Track Rating: Soft 5, Weather: Fine, Rail Position: +9.5m 950m-600m; +8m Remainder



Section	Overall	1000m	800m	600m	400m	200m
Section Times	1:10.79 [6] (0:13.41)	0:57.38 [8] (0:10.88)	0:46.50 [8] (0:11.29)	0:35.21 [7] (0:10.84)	0:24.37 [4] (0:11.47)	0:12.90 [4] (0:12.90)
Average Speed [km/h]	53.8	66.3	65.6	66.7	62.8	55.8
Top Speed [km/h]	66.9	67.7	66.9	67.6	66.5	59.1
Avg. Dist. to Rail [m]	1.5	0.9	3.9	6.6	5.7	6.0
Avg. Stride Freq. [Hz]	2.4	2.5	2.4	2.5	2.4	2.3
Avg. Stride Length [m]	6.2	7.4	7.5	7.3	7.2	6.8



- [ ] Ranking at each section and finish
- .-.- No data available at this section
- NA No data available



Horse/Jockey Name	Tiger Legend
Final Rank	7
Fastest Section Time (Section)	0:10.78 (1000m)
Top Speed [km/h] (Section)	68.7 (1000m)
Race State	Finished



Rockhampton QLD Professional

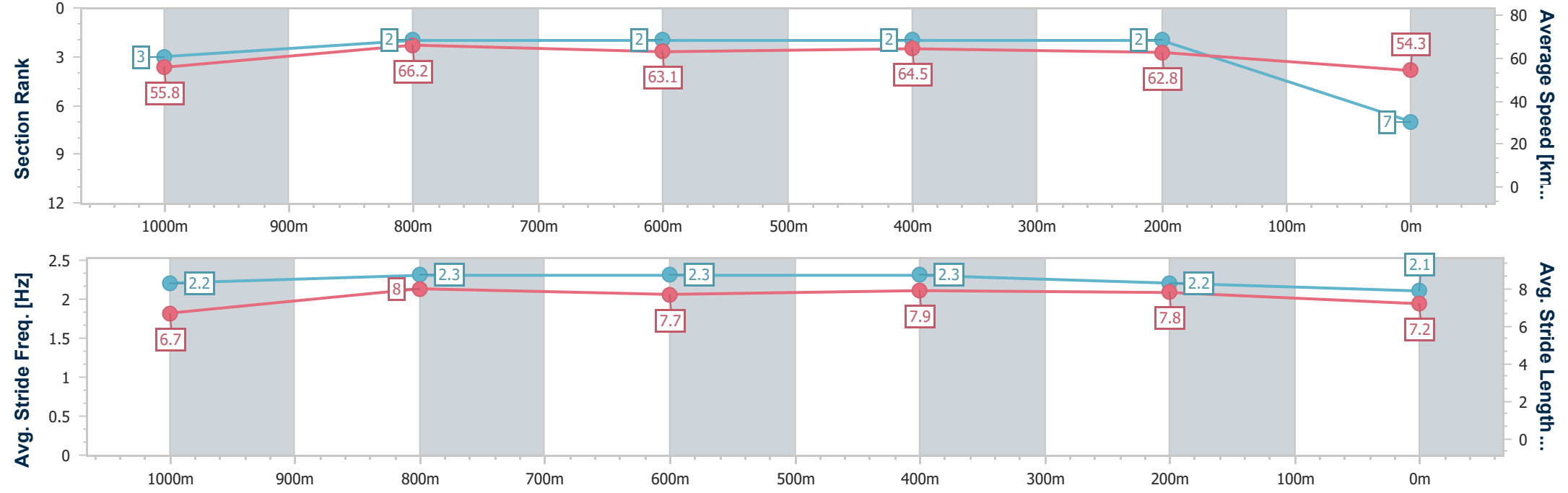
Race 5: Pink Ribbon Day OPEN Handicap - 1200m

15 June 2024 - 14:48

Track Rating: Soft 5, Weather: Fine, Rail Position: +9.5m 950m-600m; +8m Remainder



Section	Overall	1000m	800m	600m	400m	200m
Section Times	1:11.02 [7] (0:12.91)	0:58.11 [3] (0:10.78)	0:47.33 [2] (0:11.42)	0:35.91 [2] (0:11.18)	0:24.73 [2] (0:11.46)	0:13.27 [2] (0:13.27)
Average Speed [km/h]	55.8	66.2	63.1	64.5	62.8	54.3
Top Speed [km/h]	68.2	68.7	64.3	65.2	64.7	60.5
Avg. Dist. to Rail [m]	4.6	1.3	1.6	3.0	3.5	3.9
Avg. Stride Freq. [Hz]	2.2	2.3	2.3	2.3	2.2	2.1
Avg. Stride Length [m]	6.7	8.0	7.7	7.9	7.8	7.2



- [ ] Ranking at each section and finish
- .-.- No data available at this section
- NA No data available



Horse/Jockey Name	Thatfeelsbetter
Final Rank	8
Fastest Section Time (Section)	0:10.92 (1000m)
Top Speed [km/h] (Section)	68.0 (Overall)
Race State	Finished



Rockhampton QLD Professional

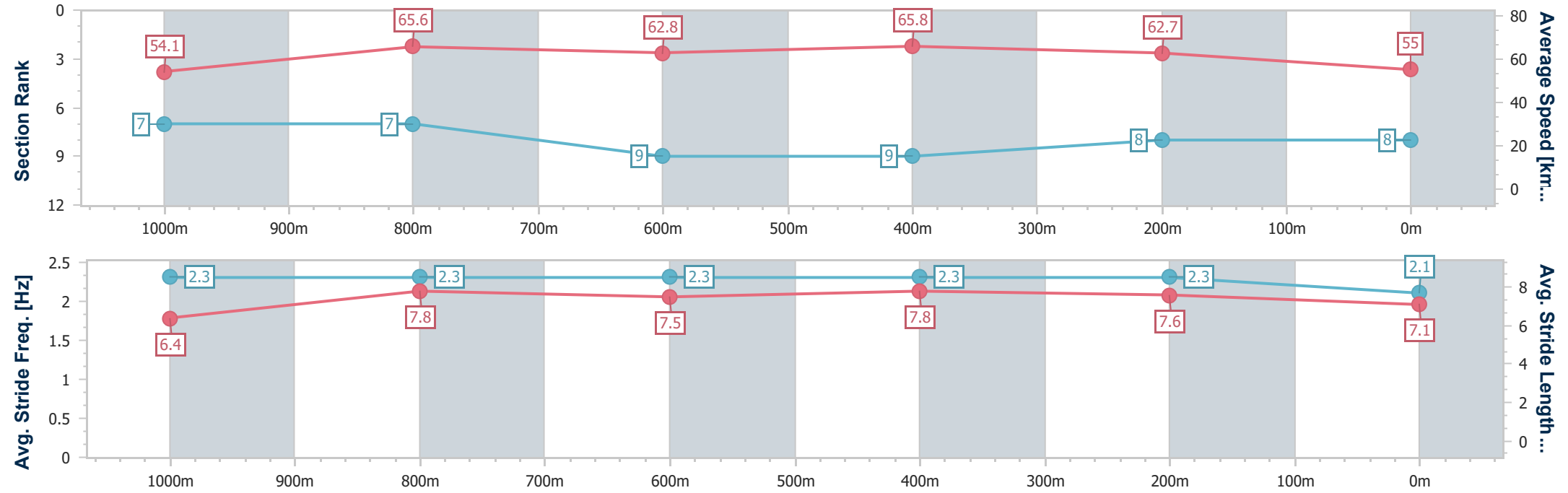
Race 5: Pink Ribbon Day OPEN Handicap - 1200m

15 June 2024 - 14:48

Track Rating: Soft 5, Weather: Fine, Rail Position: +9.5m 950m-600m; +8m Remainder



Section	Overall	1000m	800m	600m	400m	200m
Section Times	1:11.35 [8] (0:13.33)	0:58.02 [7] (0:10.92)	0:47.10 [7] (0:11.57)	0:35.53 [9] (0:10.97)	0:24.56 [9] (0:11.45)	0:13.11 [8] (0:13.11)
Average Speed [km/h]	54.1	65.6	62.8	65.8	62.7	55.0
Top Speed [km/h]	68.0	67.8	64.3	66.3	65.1	60.1
Avg. Dist. to Rail [m]	0.4	1.2	1.6	1.6	4.1	5.4
Avg. Stride Freq. [Hz]	2.3	2.3	2.3	2.3	2.3	2.1
Avg. Stride Length [m]	6.4	7.8	7.5	7.8	7.6	7.1



- [ ] Ranking at each section and finish
- .-.- No data available at this section
- NA No data available



Horse/Jockey Name	Major Artie
Final Rank	9
Fastest Section Time (Section)	0:10.82 (1000m)
Top Speed [km/h] (Section)	67.8 (1000m)
Race State	Finished



Rockhampton QLD Professional

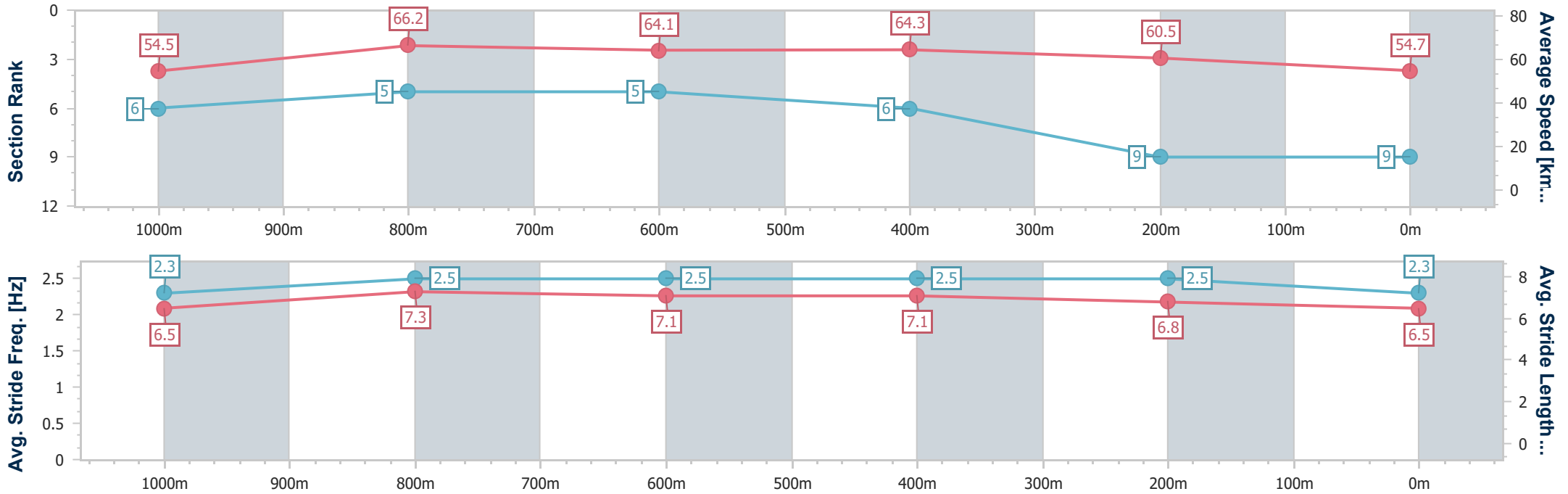
Race 5: Pink Ribbon Day OPEN Handicap - 1200m

15 June 2024 - 14:48

Track Rating: Soft 5, Weather: Fine, Rail Position: +9.5m 950m-600m; +8m Remainder



Section	Overall	1000m	800m	600m	400m	200m
Section Times	1:11.68 [9] (0:13.23)	0:58.45 [6] (0:10.82)	0:47.63 [5] (0:11.36)	0:36.27 [5] (0:11.21)	0:25.06 [6] (0:11.90)	0:13.16 [9] (0:13.16)
Average Speed [km/h]	54.5	66.2	64.1	64.3	60.5	54.7
Top Speed [km/h]	67.0	67.8	66.3	65.0	63.7	58.6
Avg. Dist. to Rail [m]	2.9	0.7	2.1	3.3	4.8	7.4
Avg. Stride Freq. [Hz]	2.3	2.5	2.5	2.5	2.5	2.3
Avg. Stride Length [m]	6.5	7.3	7.1	7.1	6.8	6.5



- [ ] Ranking at each section and finish
- .-.- No data available at this section
- NA No data available



# Rockhampton QLD Professional

## Race 6: Breast Screen Rockhampton OPEN Handicap - 1500m

15 June 2024 - 15:27



Track Rating: Soft 5, Weather: Fine, Rail Position: +9.5m 950m-600m; +8m Remainder

Section		Overall	1400m	1200m	1000m	800m	600m	400m	Last 600m				
Field Times		1:30.18 (0:07.54)	1:22.64 (0:11.83)	1:10.81 (0:11.27)	0:59.54 (0:11.81)	0:47.73 (0:12.22)	0:35.51 (0:11.54)	0:23.97 (0:11.44)	0:35.51				
Rank	TAB Horse/Jockey	Barrier	Top Speed [km/h]	Fastest Section	Distance Travelled [m]								
1	8 <b>ENUFF HE SAID</b> Jackson Murphy	6	65.3 600m	0:07.79 Overall	1:30.18 [1] (0:07.79)	1:22.39 [3] (0:11.59)	1:10.80 [2] (0:11.26)	0:59.54 [1] (0:11.81)	0:47.73 [1] (0:12.22)	0:35.51 [1] (0:11.54)	0:23.97 [1] (0:11.44)	0:35.51	
2	2 <b>SUNFALL</b> Tasha Chambers	4	64.4 400m	0:07.54 Overall	1:30.27 [2] (0:07.54)	1:22.73 [1] (0:11.83)	1:10.90 [1] (0:11.48)	0:59.42 [2] (0:11.89)	0:47.53 [3] (0:12.38)	0:35.15 [3] (0:11.41)	0:23.74 [3] (0:11.46)	0:35.15	+5
3	6 <b>SAVOURY</b> Sean Cormack	2	66.1 400m	0:07.88 Overall	1:30.33 [3] (0:07.88)	1:22.45 [4] (0:11.82)	1:10.63 [4] (0:11.56)	0:59.07 [5] (0:11.81)	0:47.26 [5] (0:12.38)	0:34.88 [6] (0:11.34)	0:23.54 [6] (0:11.27)	0:34.88	+2
4	5 <b>O'MUDGE</b> Kirk Matheson	11	65.2 600m	0:07.90 Overall	1:30.68 [4] (0:07.90)	1:22.78 [5] (0:11.98)	1:10.80 [6] (0:11.63)	0:59.17 [6] (0:11.60)	0:47.57 [6] (0:12.19)	0:35.38 [5] (0:11.30)	0:24.08 [4] (0:11.50)	0:35.38	+4
5	7 <b>AWOL</b> Warwick Satherley	5	64.8 600m	0:07.61 Overall	1:30.73 [5] (0:07.61)	1:23.12 [2] (0:11.80)	1:11.32 [3] (0:11.46)	0:59.86 [3] (0:11.81)	0:48.05 [2] (0:12.43)	0:35.62 [2] (0:11.41)	0:24.21 [2] (0:11.61)	0:35.62	+6
6	4 <b>KNIGHT'S SWORD</b> Melea Castle	3	63.8 400m	0:07.96 Overall	1:31.00 [6] (0:07.96)	1:23.04 [6] (0:11.76)	1:11.28 [5] (0:11.53)	0:59.75 [4] (0:11.70)	0:48.05 [4] (0:12.32)	0:35.73 [4] (0:11.49)	0:24.24 [5] (0:11.58)	0:35.73	+5
7	1 <b>SAVVY LEGEND</b> Ashley Butler	1	64.0 600m	0:08.02 Overall	1:31.45 [7] (0:08.02)	1:23.43 [7] (0:11.92)	1:11.51 [7] (0:11.72)	0:59.79 [7] (0:11.72)	0:48.07 [7] (0:12.33)	0:35.74 [7] (0:11.50)	0:24.24 [7] (0:11.64)	0:35.74	+0
8	3 <b>THE DRILLER</b> Emily Lang	10	63.5 600m	0:08.12 Overall	1:31.71 [8] (0:08.12)	1:23.59 [8] (0:11.90)	1:11.69 [8] (0:11.77)	0:59.92 [8] (0:11.66)	0:48.26 [8] (0:12.29)	0:35.97 [8] (0:11.54)	0:24.43 [8] (0:11.72)	0:35.97	+8

Scratched: Kapsali (#10), Doctor Teekay (#9), Fun Sponge (#11)

[ ] Ranking at each section and finish  
 -:-:- No data available at this section  
 NA No data available

SCN Saddle cloth number  
 DNF Did not finish  
 DNT Did not track



# Rockhampton QLD Professional

## Race 6: Breast Screen Rockhampton OPEN Handicap - 1500m

15 June 2024 - 15:27



Track Rating: Soft 5, Weather: Fine, Rail Position: +9.5m 950m-600m; +8m Remainder

Section				200m				Last 600m	
Field Times				0:12.53 (0:12.53)				0:35.51	
Rank	TAB	Horse/Jockey	Barrier	Top Speed [km/h]	Fastest Section	Margin			Distance Travelled [m]
1	8	<b>ENUFF HE SAID</b> Jackson Murphy	6	65.3 600m	0:07.79 Overall	0:12.53 [1] (0:12.53)	1:30.18		0:35.51
2	2	<b>SUNFALL</b> Tasha Chambers	4	64.4 400m	0:07.54 Overall	0:12.28 [2] (0:12.28)	0.56L		0:35.15 +5
3	6	<b>SAVOURY</b> Sean Cormack	2	66.1 400m	0:07.88 Overall	0:12.27 [3] (0:12.27)	0.86L		0:34.88 +2
4	5	<b>O'MUDGE</b> Kirk Matheson	11	65.2 600m	0:07.90 Overall	0:12.58 [4] (0:12.58)	2.94L		0:35.38 +4
5	7	<b>AWOL</b> Warwick Satherley	5	64.8 600m	0:07.61 Overall	0:12.60 [5] (0:12.60)	3.25L		0:35.62 +6
6	4	<b>KNIGHT'S SWORD</b> Melea Castle	3	63.8 400m	0:07.96 Overall	0:12.66 [6] (0:12.66)	4.8L		0:35.73 +5
7	1	<b>SAVVY LEGEND</b> Ashley Butler	1	64.0 600m	0:08.02 Overall	0:12.60 [7] (0:12.60)	7.45L		0:35.74 +0
8	3	<b>THE DRILLER</b> Emily Lang	10	63.5 600m	0:08.12 Overall	0:12.71 [8] (0:12.71)	9.01L		0:35.97 +8

Scratched: Kapsali (#10), Doctor Teekay (#9), Fun Sponge (#11)

[ ] Ranking at each section and finish  
 -:-:- No data available at this section  
 NA No data available

SCN Saddle cloth number  
 DNF Did not finish  
 DNT Did not track





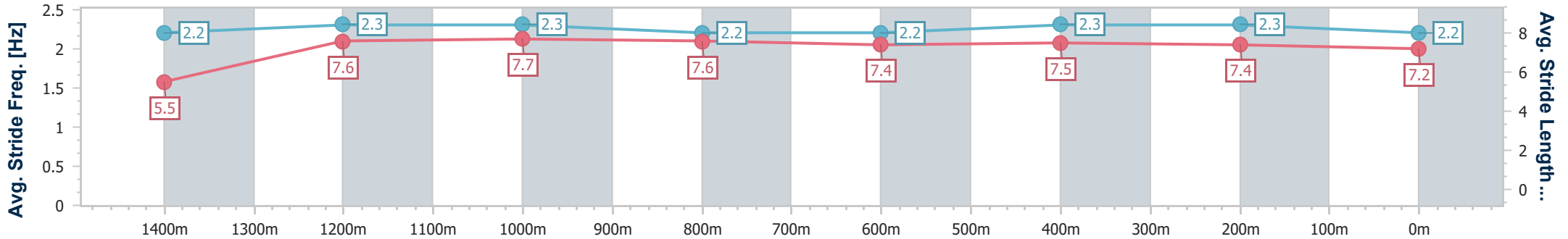
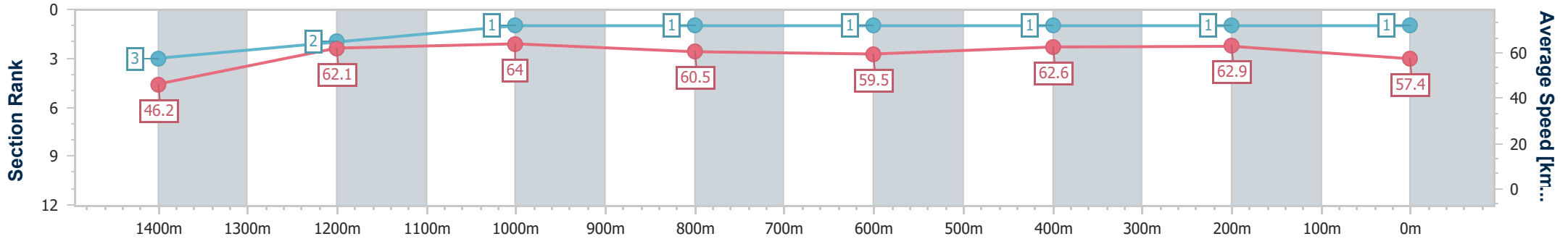
Horse/Jockey Name	Enuff He Said
Final Rank	1
Fastest Section Time (Section)	0:07.79 (Overall)
Top Speed [km/h] (Section)	65.3 (600m)
Race State	Finished



Rockhampton QLD Professional  
 Race 6: Breast Screen Rockhampton OPEN Handicap - 1500m  
 15 June 2024 - 15:27  
 Track Rating: Soft 5, Weather: Fine, Rail Position: +9.5m 950m-600m; +8m Remainder



Section	Overall	1400m	1200m	1000m	800m	600m	400m	200m
Section Times	1:30.18 [1] (0:07.79)	1:22.39 [3] (0:11.59)	1:10.80 [2] (0:11.26)	0:59.54 [1] (0:11.81)	0:47.73 [1] (0:12.22)	0:35.51 [1] (0:11.54)	0:23.97 [1] (0:11.44)	0:12.53 [1] (0:12.53)
Average Speed [km/h]	46.2	62.1	64.0	60.5	59.5	62.6	62.9	57.4
Top Speed [km/h]	58.4	64.8	64.9	63.0	60.6	65.3	65.0	60.2
Avg. Dist. to Rail [m]	4.4	1.2	0.8	1.5	1.6	2.6	3.4	4.8
Avg. Stride Freq. [Hz]	2.2	2.3	2.3	2.2	2.2	2.3	2.3	2.2
Avg. Stride Length [m]	5.5	7.6	7.7	7.6	7.4	7.5	7.4	7.2



- [ ] Ranking at each section and finish
- .-.- No data available at this section
- NA No data available



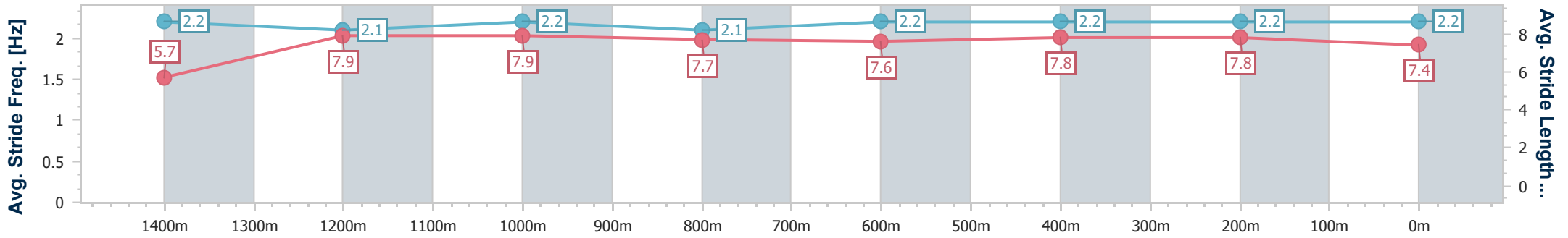
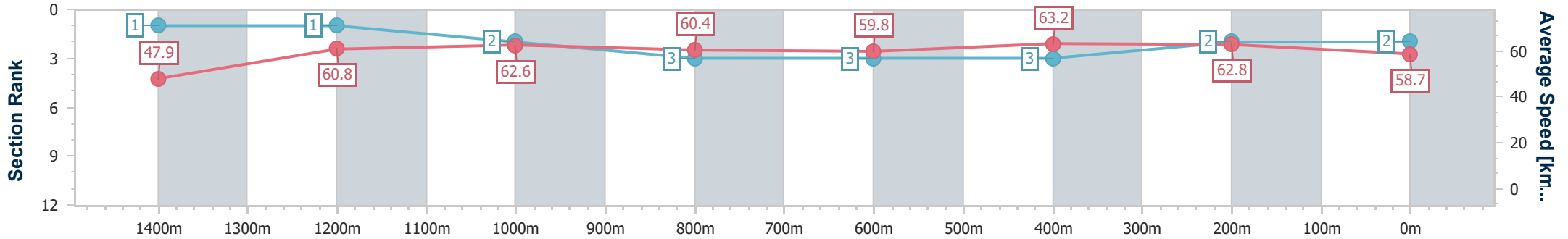
Horse/Jockey Name	Sunfall
Final Rank	2
Fastest Section Time (Section)	0:07.54 (Overall)
Top Speed [km/h] (Section)	64.4 (400m)
Race State	Finished



Rockhampton QLD Professional  
 Race 6: Breast Screen Rockhampton OPEN Handicap - 1500m  
 15 June 2024 - 15:27  
 Track Rating: Soft 5, Weather: Fine, Rail Position: +9.5m 950m-600m; +8m Remainder



Section	Overall	1400m	1200m	1000m	800m	600m	400m	200m						
Section Times	1:30.27 [2] (0:07.54)	1:22.73 [1] (0:11.83)	1:10.90 [1] (0:11.48)	0:59.42 [2] (0:11.89)	0:47.53 [3] (0:12.38)	0:35.15 [3] (0:11.41)	0:23.74 [3] (0:11.46)	0:12.28 [2] (0:12.28)						
Average Speed [km/h]	47.9	60.8	62.6	60.4	59.8	63.2	62.8	58.7						
Top Speed [km/h]	60.8	61.7	63.3	62.3	61.1	64.3	64.4	60.8						
Avg. Dist. to Rail [m]	2.8	0.9	1.4	1.3	3.7	3.6	4.4	6.8						
Avg. Stride Freq. [Hz]	2.2	2.1	2.2	2.1	2.2	2.2	2.2	2.2						
Avg. Stride Length [m]	5.7	7.9	7.9	7.7	7.6	7.8	7.8	7.4						



- [ ] Ranking at each section and finish
- .-.- No data available at this section
- NA No data available



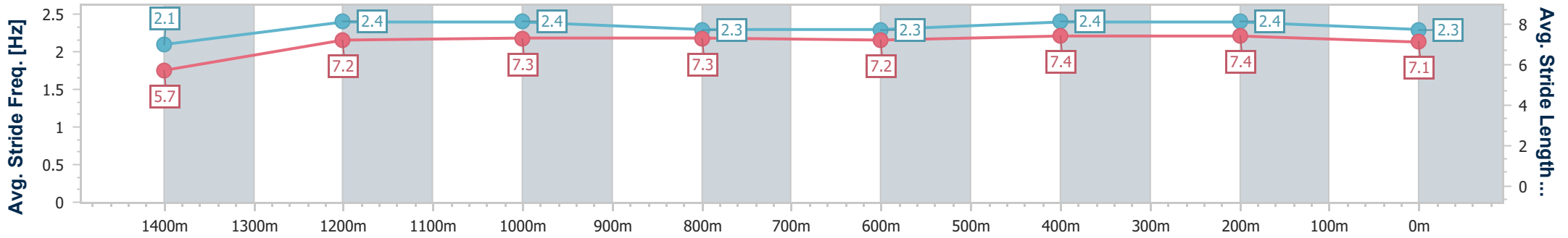
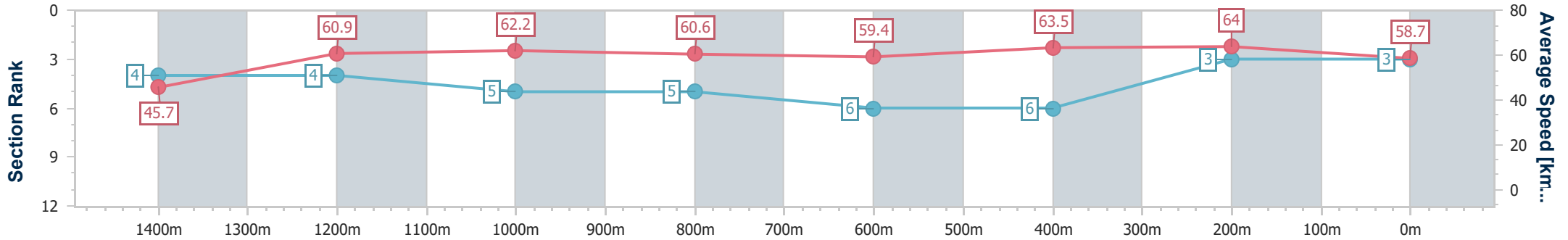
Horse/Jockey Name	Savoury
Final Rank	3
Fastest Section Time (Section)	0:07.88 (Overall)
Top Speed [km/h] (Section)	66.1 (400m)
Race State	Finished



Rockhampton QLD Professional  
 Race 6: Breast Screen Rockhampton OPEN Handicap - 1500m  
 15 June 2024 - 15:27  
 Track Rating: Soft 5, Weather: Fine, Rail Position: +9.5m 950m-600m; +8m Remainder



Section	Overall	1400m	1200m	1000m	800m	600m	400m	200m
Section Times	1:30.33 [3] (0:07.88)	1:22.45 [4] (0:11.82)	1:10.63 [4] (0:11.56)	0:59.07 [5] (0:11.81)	0:47.26 [5] (0:12.38)	0:34.88 [6] (0:11.34)	0:23.54 [6] (0:11.27)	0:12.27 [3] (0:12.27)
Average Speed [km/h]	45.7	60.9	62.2	60.6	59.4	63.5	64.0	58.7
Top Speed [km/h]	59.7	61.9	62.9	62.6	61.6	65.3	66.1	61.8
Avg. Dist. to Rail [m]	0.9	1.8	2.0	1.4	2.5	2.4	5.0	7.8
Avg. Stride Freq. [Hz]	2.1	2.4	2.4	2.3	2.3	2.4	2.4	2.3
Avg. Stride Length [m]	5.7	7.2	7.3	7.3	7.2	7.4	7.4	7.1



- [ ] Ranking at each section and finish
- .-.- No data available at this section
- NA No data available



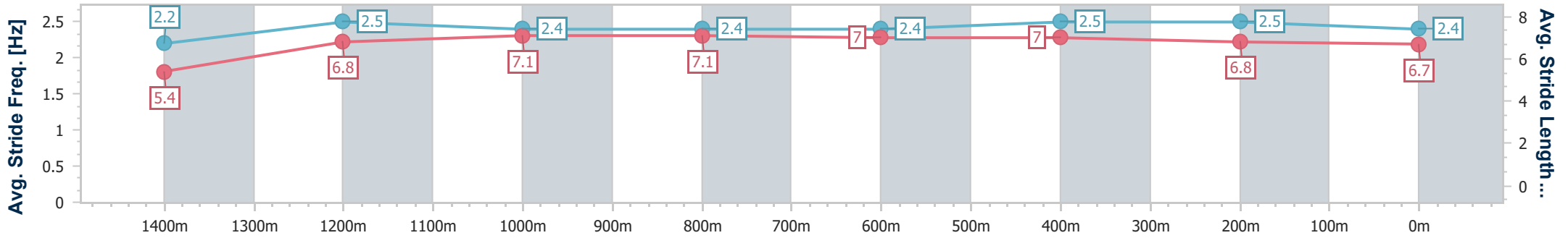
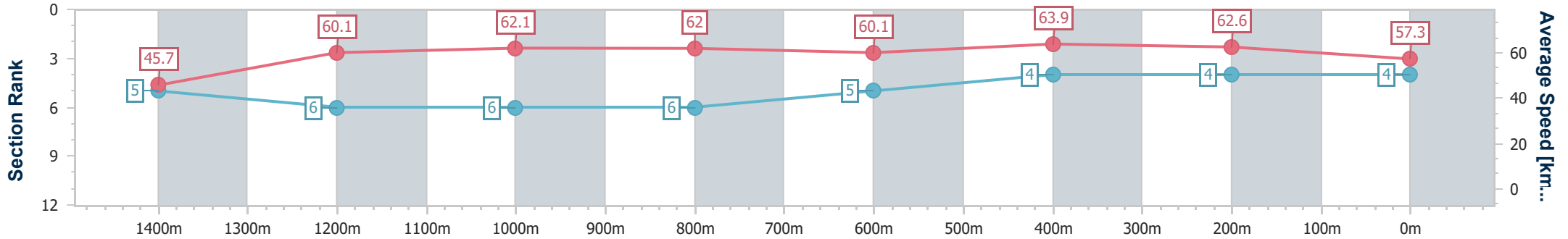
Horse/Jockey Name	O'mudgee
Final Rank	4
Fastest Section Time (Section)	0:07.90 (Overall)
Top Speed [km/h] (Section)	65.2 (600m)
Race State	Finished



Rockhampton QLD Professional  
 Race 6: Breast Screen Rockhampton OPEN Handicap - 1500m  
 15 June 2024 - 15:27  
 Track Rating: Soft 5, Weather: Fine, Rail Position: +9.5m 950m-600m; +8m Remainder



Section	Overall	1400m	1200m	1000m	800m	600m	400m	200m
Section Times	1:30.68 [4] (0:07.90)	1:22.78 [5] (0:11.98)	1:10.80 [6] (0:11.63)	0:59.17 [6] (0:11.60)	0:47.57 [6] (0:12.19)	0:35.38 [5] (0:11.30)	0:24.08 [4] (0:11.50)	0:12.58 [4] (0:12.58)
Average Speed [km/h]	45.7	60.1	62.1	62.0	60.1	63.9	62.6	57.3
Top Speed [km/h]	60.1	60.9	63.0	63.8	61.9	65.2	64.5	61.2
Avg. Dist. to Rail [m]	6.3	1.7	1.0	0.6	2.4	4.6	6.8	9.3
Avg. Stride Freq. [Hz]	2.2	2.5	2.4	2.4	2.4	2.5	2.5	2.4
Avg. Stride Length [m]	5.4	6.8	7.1	7.1	7.0	7.0	6.8	6.7



- [ ] Ranking at each section and finish
- .-.- No data available at this section
- NA No data available



Horse/Jockey Name	Awol
Final Rank	5
Fastest Section Time (Section)	0:07.61 (Overall)
Top Speed [km/h] (Section)	64.8 (600m)
Race State	Finished

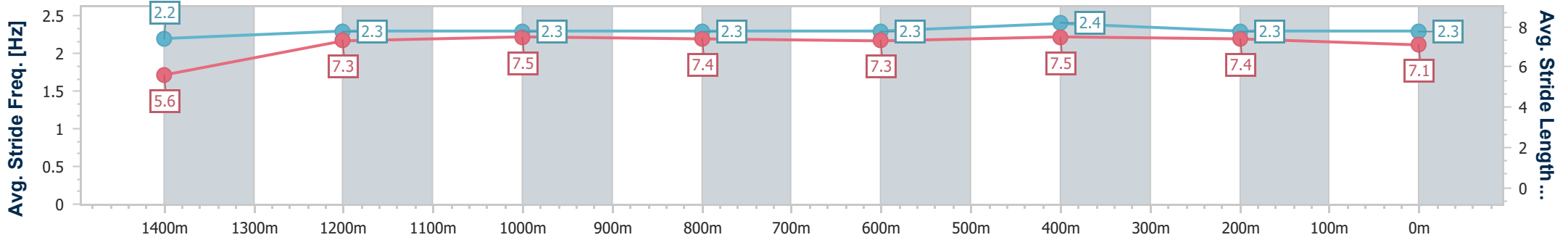
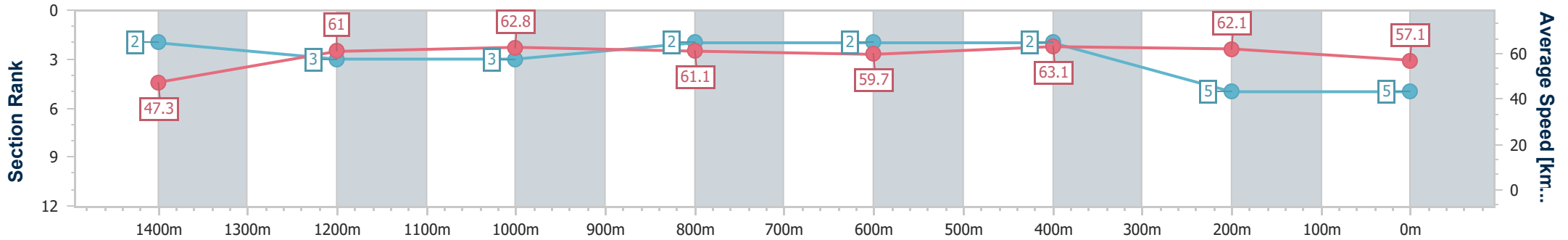


Rockhampton QLD Professional  
Race 6: Breast Screen Rockhampton OPEN Handicap - 1500m



15 June 2024 - 15:27  
Track Rating: Soft 5, Weather: Fine, Rail Position: +9.5m 950m-600m; +8m Remainder

Section	Overall	1400m	1200m	1000m	800m	600m	400m	200m
Section Times	1:30.73 [5] (0:07.61)	1:23.12 [2] (0:11.80)	1:11.32 [3] (0:11.46)	0:59.86 [3] (0:11.81)	0:48.05 [2] (0:12.43)	0:35.62 [2] (0:11.41)	0:24.21 [2] (0:11.61)	0:12.60 [5] (0:12.60)
Average Speed [km/h]	47.3	61.0	62.8	61.1	59.7	63.1	62.1	57.1
Top Speed [km/h]	60.8	62.7	64.2	63.3	60.6	64.8	64.2	58.9
Avg. Dist. to Rail [m]	3.6	0.4	0.6	1.3	3.8	3.2	5.3	8.5
Avg. Stride Freq. [Hz]	2.2	2.3	2.3	2.3	2.3	2.4	2.3	2.3
Avg. Stride Length [m]	5.6	7.3	7.5	7.4	7.3	7.5	7.4	7.1



- [ ] Ranking at each section and finish
- .-.- No data available at this section
- NA No data available



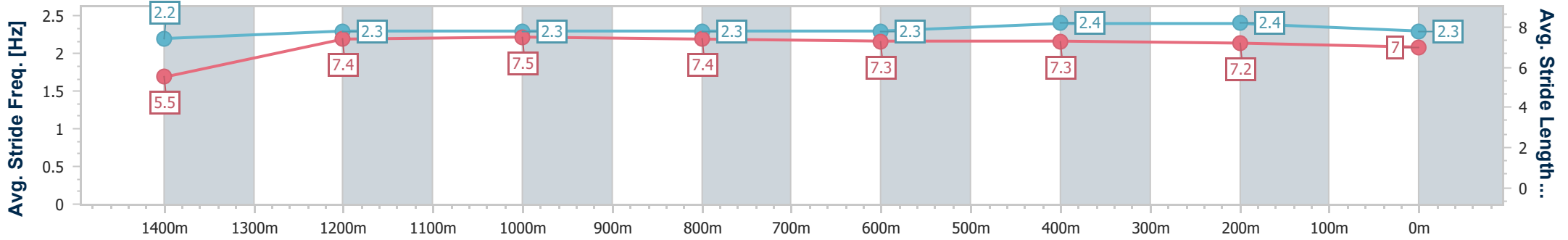
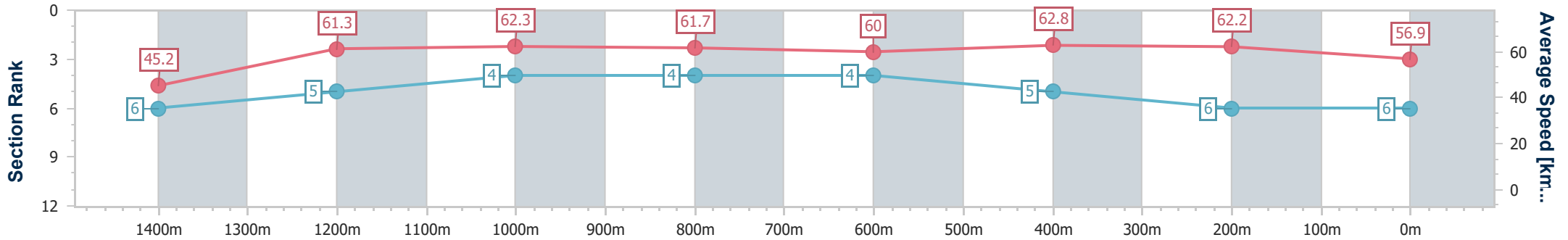
Horse/Jockey Name	Knight's Sword
Final Rank	6
Fastest Section Time (Section)	0:07.96 (Overall)
Top Speed [km/h] (Section)	63.8 (400m)
Race State	Finished



Rockhampton QLD Professional  
 Race 6: Breast Screen Rockhampton OPEN Handicap - 1500m  
 15 June 2024 - 15:27  
 Track Rating: Soft 5, Weather: Fine, Rail Position: +9.5m 950m-600m; +8m Remainder



Section	Overall	1400m	1200m	1000m	800m	600m	400m	200m
Section Times	1:31.00 [6] (0:07.96)	1:23.04 [6] (0:11.76)	1:11.28 [5] (0:11.53)	0:59.75 [4] (0:11.70)	0:48.05 [4] (0:12.32)	0:35.73 [4] (0:11.49)	0:24.24 [5] (0:11.58)	0:12.66 [6] (0:12.66)
Average Speed [km/h]	45.2	61.3	62.3	61.7	60.0	62.8	62.2	56.9
Top Speed [km/h]	60.0	62.2	63.5	63.4	61.4	63.8	63.8	60.3
Avg. Dist. to Rail [m]	1.8	0.2	0.4	1.0	3.2	4.2	6.6	9.4
Avg. Stride Freq. [Hz]	2.2	2.3	2.3	2.3	2.3	2.4	2.4	2.3
Avg. Stride Length [m]	5.5	7.4	7.5	7.4	7.3	7.3	7.2	7.0



- [ ] Ranking at each section and finish
- .-.- No data available at this section
- NA No data available



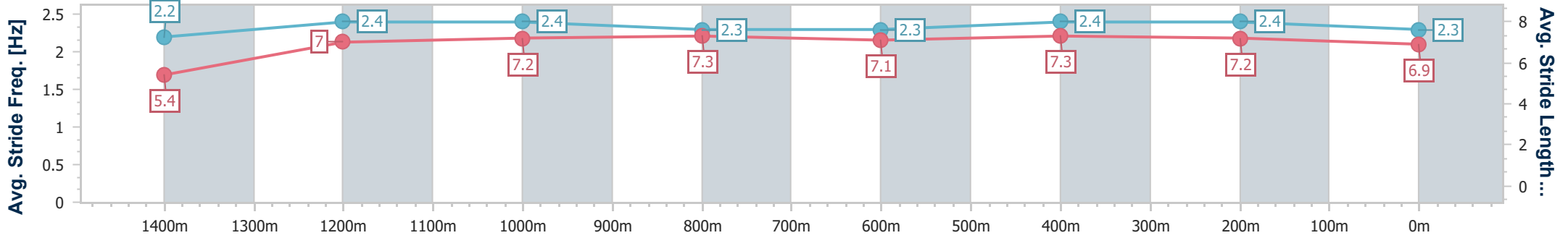
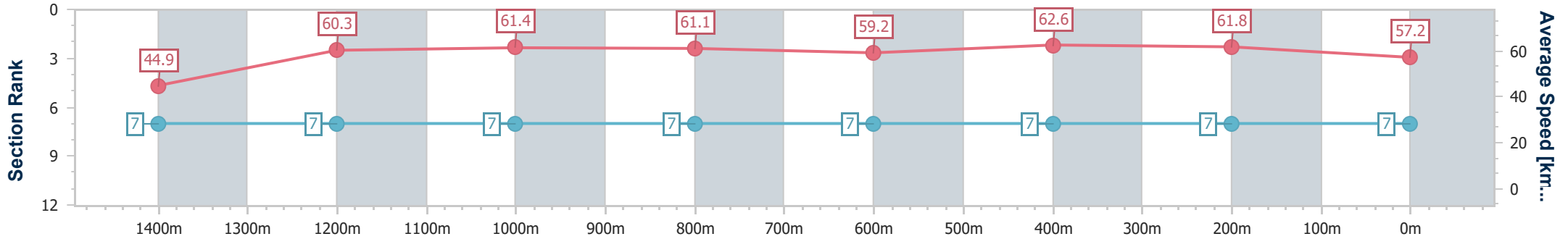
Horse/Jockey Name	Savvy Legend
Final Rank	7
Fastest Section Time (Section)	0:08.02 (Overall)
Top Speed [km/h] (Section)	64.0 (600m)
Race State	Finished



Rockhampton QLD Professional  
 Race 6: Breast Screen Rockhampton OPEN Handicap - 1500m  
 15 June 2024 - 15:27  
 Track Rating: Soft 5, Weather: Fine, Rail Position: +9.5m 950m-600m; +8m Remainder



Section	Overall	1400m	1200m	1000m	800m	600m	400m	200m						
Section Times	1:31.45 [7] (0:08.02)	1:23.43 [7] (0:11.92)	1:11.51 [7] (0:11.72)	0:59.79 [7] (0:11.72)	0:48.07 [7] (0:12.33)	0:35.74 [7] (0:11.50)	0:24.24 [7] (0:11.64)	0:12.60 [7] (0:12.60)						
Average Speed [km/h]	44.9	60.3	61.4	61.1	59.2	62.6	61.8	57.2						
Top Speed [km/h]	58.5	62.4	62.4	62.8	60.2	64.0	63.8	60.0						
Avg. Dist. to Rail [m]	0.8	1.1	1.0	1.1	1.6	2.0	3.4	4.2						
Avg. Stride Freq. [Hz]	2.2	2.4	2.4	2.3	2.3	2.4	2.4	2.3						
Avg. Stride Length [m]	5.4	7.0	7.2	7.3	7.1	7.3	7.2	6.9						



- [ ] Ranking at each section and finish
- .-.- No data available at this section
- NA No data available



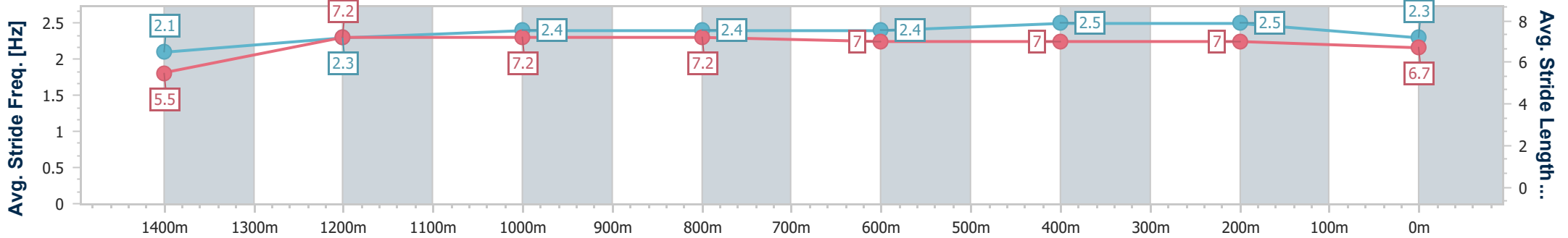
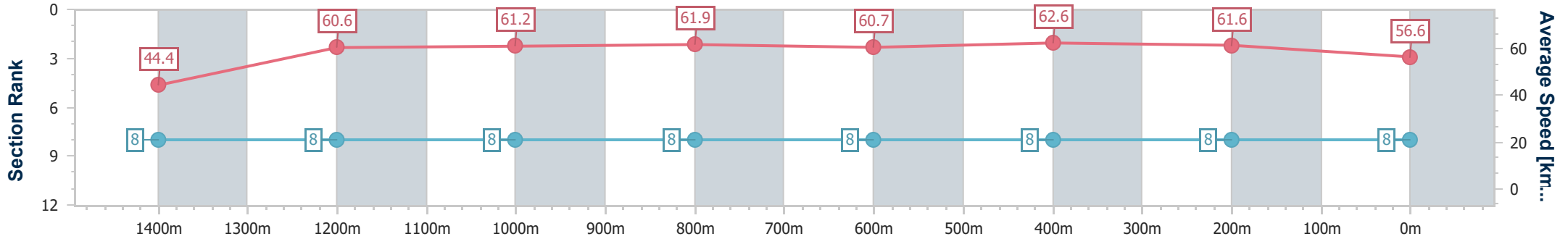
Horse/Jockey Name	The Driller
Final Rank	8
Fastest Section Time (Section)	0:08.12 (Overall)
Top Speed [km/h] (Section)	63.5 (600m)
Race State	Finished



Rockhampton QLD Professional  
 Race 6: Breast Screen Rockhampton OPEN Handicap - 1500m  
 15 June 2024 - 15:27  
 Track Rating: Soft 5, Weather: Fine, Rail Position: +9.5m 950m-600m; +8m Remainder



Section	Overall	1400m	1200m	1000m	800m	600m	400m	200m						
Section Times	1:31.71 [8] (0:08.12)	1:23.59 [8] (0:11.90)	1:11.69 [8] (0:11.77)	0:59.92 [8] (0:11.66)	0:48.26 [8] (0:12.29)	0:35.97 [8] (0:11.54)	0:24.43 [8] (0:11.72)	0:12.71 [8] (0:12.71)						
Average Speed [km/h]	44.4	60.6	61.2	61.9	60.7	62.6	61.6	56.6						
Top Speed [km/h]	58.4	61.6	62.2	62.4	62.1	63.5	63.2	60.5						
Avg. Dist. to Rail [m]	5.6	0.9	0.5	1.0	4.8	7.2	8.3	9.0						
Avg. Stride Freq. [Hz]	2.1	2.3	2.4	2.4	2.4	2.5	2.5	2.3						
Avg. Stride Length [m]	5.5	7.2	7.2	7.2	7.0	7.0	7.0	6.7						



- [ ] Ranking at each section and finish
- .-.- No data available at this section
- NA No data available





# Rockhampton QLD Professional

## Race 7: TAB \$20,000 Trainers Bonus Class 1 Handicap - 1200m

15 June 2024 - 16:03



Track Rating: Soft 5, Weather: Fine, Rail Position: +9.5m 950m-600m; +8m Remainder

Section													Overall	1000m	800m	600m	400m	200m	Last 600m
Field Times													1:10.37 (0:12.80)	0:57.57 (0:10.92)	0:46.65 (0:11.58)	0:35.07 (0:11.20)	0:23.87 (0:11.49)	0:12.38 (0:12.38)	0:35.07
Rank	TAB	Horse/Jockey	Barrier	Top Speed [km/h]	Fastest Section							Margin	Distance Travelled [m]						
1	7	GILBERT'S GOLD Jackson Murphy	4	66.9 1000m	0:11.09 1000m	1:10.37 [1] (0:12.80)	0:57.57 [1] (0:11.09)	0:46.48 [2] (0:11.42)	0:35.06 [2] (0:11.19)	0:23.87 [1] (0:11.49)	0:12.38 [1] (0:12.38)	1:10.37	0:35.06						
2	13	DIAMOND MONEY Melea Castle	1	67.3 1000m	0:10.97 1000m	1:10.65 [2] (0:13.01)	0:57.64 [4] (0:10.97)	0:46.67 [3] (0:11.55)	0:35.12 [3] (0:11.28)	0:23.84 [4] (0:11.49)	0:12.35 [3] (0:12.35)	1.67L	0:35.12 -2						
3	2	CHASETON Ashley Butler	3	67.7 1000m	0:10.87 1000m	1:10.84 [3] (0:12.85)	0:57.99 [2] (0:10.87)	0:47.12 [1] (0:11.58)	0:35.54 [1] (0:11.21)	0:24.33 [2] (0:11.72)	0:12.61 [2] (0:12.61)	2.81L	0:35.54 +0						
4	9	DESERT GRIT Sean Cormack	8	66.7 600m	0:10.98 600m	1:11.18 [4] (0:13.37)	0:57.81 [7] (0:11.53)	0:46.28 [8] (0:11.67)	0:34.61 [8] (0:10.98)	0:23.63 [7] (0:11.36)	0:12.27 [6] (0:12.27)	4.81L	0:34.61 +6						
5	8	D'ESPRIT Emily Lang	12	67.5 Overall	0:11.06 600m	1:11.33 [5] (0:12.95)	0:58.38 [3] (0:11.25)	0:47.13 [4] (0:11.49)	0:35.64 [4] (0:11.06)	0:24.58 [3] (0:11.67)	0:12.91 [4] (0:12.91)	5.66L	0:35.64 +4						
6	4	GOLD WITNESS Warwick Satherley	10	66.6 600m	0:11.01 600m	1:11.35 [6] (0:13.60)	0:57.75 [9] (0:11.52)	0:46.23 [9] (0:11.67)	0:34.56 [9] (0:11.01)	0:23.55 [9] (0:11.25)	0:12.30 [7] (0:12.30)	5.79L	0:34.56 +1						
7	3	RED VICAR Tasha Chambers	7	67.7 1000m	0:11.13 1000m	1:11.63 [7] (0:13.40)	0:58.23 [8] (0:11.13)	0:47.10 [6] (0:11.45)	0:35.65 [6] (0:11.21)	0:24.44 [5] (0:11.65)	0:12.79 [5] (0:12.79)	7.41L	0:35.65 +1						
8	1	SECRETLY BETTER Samantha Collett	6	66.7 Overall	0:11.10 600m	1:11.79 [8] (0:13.30)	0:58.49 [5] (0:11.47)	0:47.02 [7] (0:11.70)	0:35.32 [7] (0:11.10)	0:24.22 [8] (0:11.49)	0:12.73 [8] (0:12.73)	8.35L	0:35.32 -2						
9	15	MEDIA HYPE Chris McIver	11	66.3 1000m	0:11.17 1000m	1:12.49 [9] (0:13.31)	0:59.18 [6] (0:11.17)	0:48.01 [5] (0:11.39)	0:36.62 [5] (0:11.40)	0:25.22 [6] (0:11.93)	0:13.29 [9] (0:13.29)	12.48L	0:36.62 +2						

Scratched: Rowbositi (#14), Naughty Words (#5), Salacia (#11), Another Dimension (#12), Miss Rinehart (#17), Thunder Knob (#16), Scribble (#6), Divine Kamehalani (#10)

[ ] Ranking at each section and finish  
 -:-:- No data available at this section  
 NA No data available

SCN Saddle cloth number  
 DNF Did not finish  
 DNT Did not track



Horse/Jockey Name	Gilbert's Gold
Final Rank	1
Fastest Section Time (Section)	0:11.09 (1000m)
Top Speed [km/h] (Section)	66.9 (1000m)
Race State	Finished

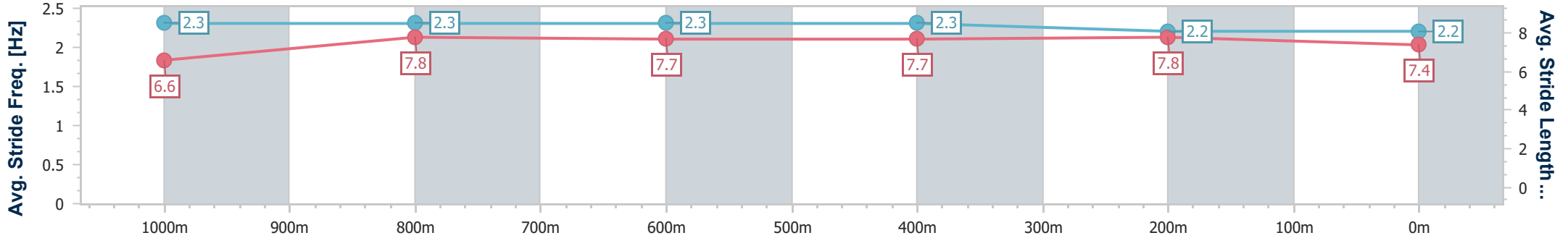
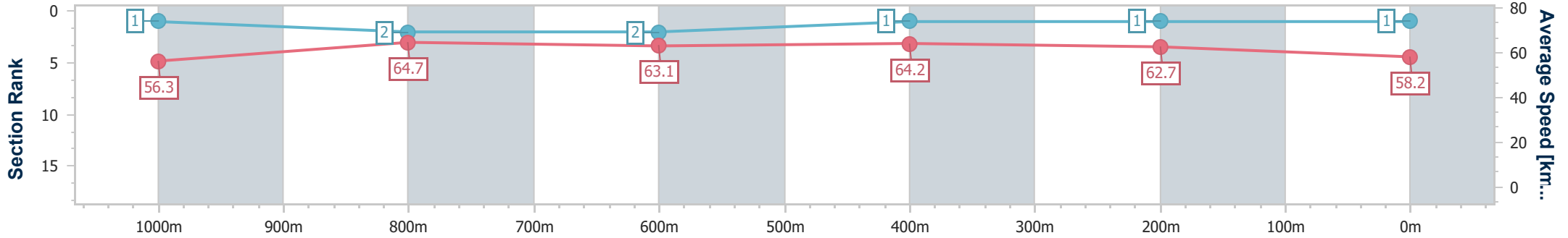


Rockhampton QLD Professional  
Race 7: TAB \$20,000 Trainers Bonus Class 1 Handicap - 1200m



15 June 2024 - 16:03  
Track Rating: Soft 5, Weather: Fine, Rail Position: +9.5m 950m-600m; +8m Remainder

Section	Overall	1000m	800m	600m	400m	200m
Section Times	1:10.37 [1] (0:12.80)	0:57.57 [1] (0:11.09)	0:46.48 [2] (0:11.42)	0:35.06 [2] (0:11.19)	0:23.87 [1] (0:11.49)	0:12.38 [1] (0:12.38)
Average Speed [km/h]	56.3	64.7	63.1	64.2	62.7	58.2
Top Speed [km/h]	66.8	66.9	64.5	64.8	64.4	60.6
Avg. Dist. to Rail [m]	0.6	0.7	1.1	1.9	2.4	2.4
Avg. Stride Freq. [Hz]	2.3	2.3	2.3	2.3	2.2	2.2
Avg. Stride Length [m]	6.6	7.8	7.7	7.7	7.8	7.4



- [ ] Ranking at each section and finish
- .-.- No data available at this section
- NA No data available



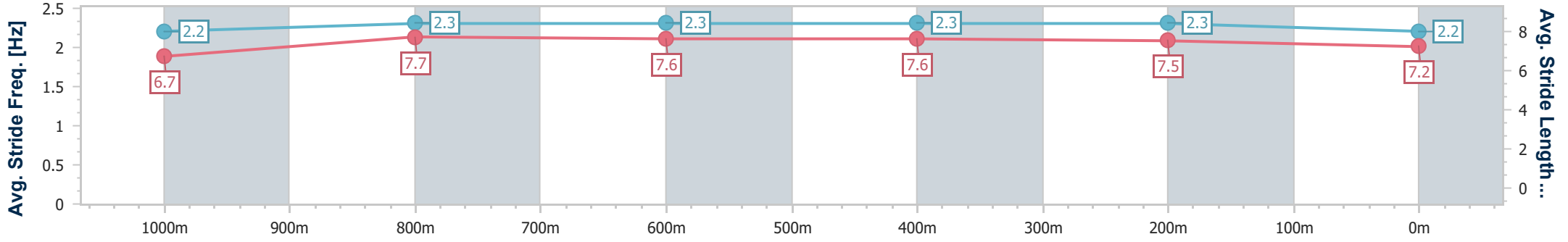
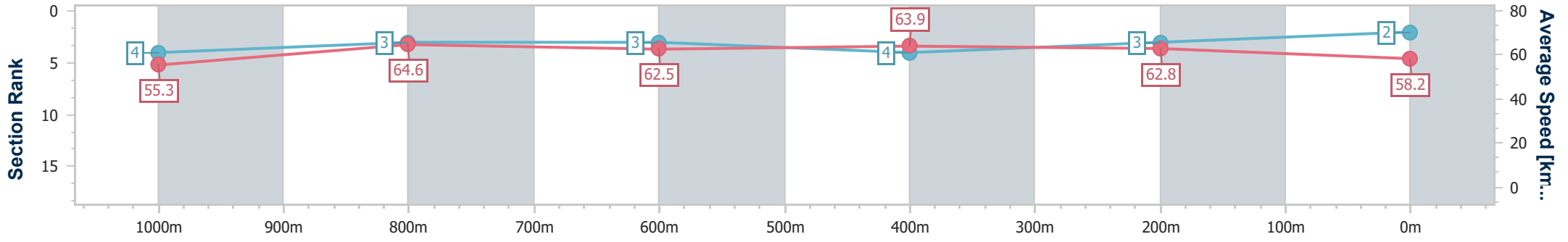
Horse/Jockey Name	Diamond Money
Final Rank	2
Fastest Section Time (Section)	0:10.97 (1000m)
Top Speed [km/h] (Section)	67.3 (1000m)
Race State	Finished



Rockhampton QLD Professional  
 Race 7: TAB \$20,000 Trainers Bonus Class 1 Handicap - 1200m  
 15 June 2024 - 16:03  
 Track Rating: Soft 5, Weather: Fine, Rail Position: +9.5m 950m-600m; +8m Remainder



Section	Overall	1000m	800m	600m	400m	200m
Section Times	1:10.65 [2] (0:13.01)	0:57.64 [4] (0:10.97)	0:46.67 [3] (0:11.55)	0:35.12 [3] (0:11.28)	0:23.84 [4] (0:11.49)	0:12.35 [3] (0:12.35)
Average Speed [km/h]	55.3	64.6	62.5	63.9	62.8	58.2
Top Speed [km/h]	65.6	67.3	63.8	65.2	64.2	61.0
Avg. Dist. to Rail [m]	1.9	2.3	1.6	1.5	2.9	4.0
Avg. Stride Freq. [Hz]	2.2	2.3	2.3	2.3	2.3	2.2
Avg. Stride Length [m]	6.7	7.7	7.6	7.6	7.5	7.2



- [ ] Ranking at each section and finish
- .-.- No data available at this section
- NA No data available



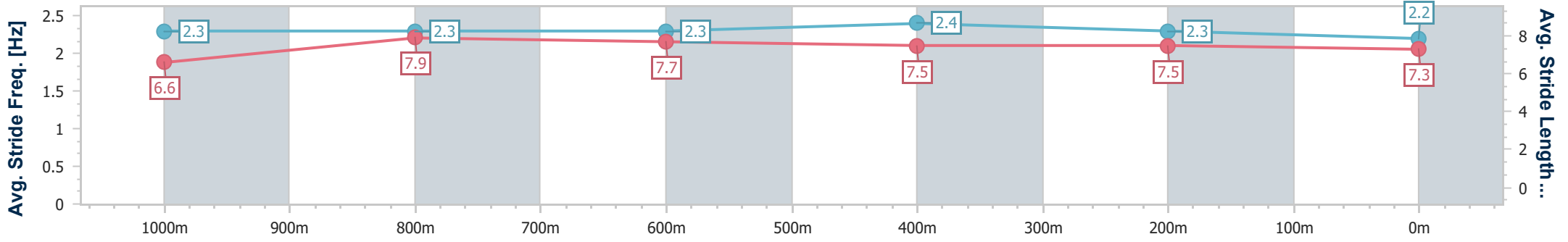
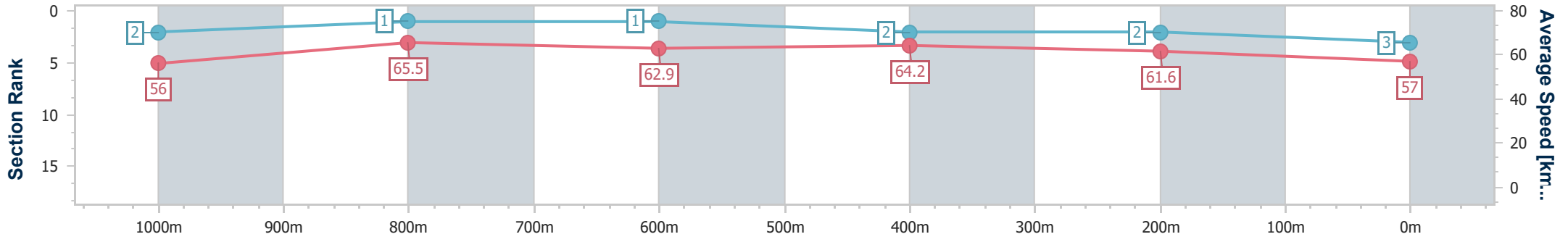
Horse/Jockey Name	Chaseton
Final Rank	3
Fastest Section Time (Section)	0:10.87 (1000m)
Top Speed [km/h] (Section)	67.7 (1000m)
Race State	Finished



Rockhampton QLD Professional  
 Race 7: TAB \$20,000 Trainers Bonus Class 1 Handicap - 1200m  
 15 June 2024 - 16:03  
 Track Rating: Soft 5, Weather: Fine, Rail Position: +9.5m 950m-600m; +8m Remainder



Section	Overall	1000m	800m	600m	400m	200m
Section Times	1:10.84 [3] (0:12.85)	0:57.99 [2] (0:10.87)	0:47.12 [1] (0:11.58)	0:35.54 [1] (0:11.21)	0:24.33 [2] (0:11.72)	0:12.61 [2] (0:12.61)
Average Speed [km/h]	56.0	65.5	62.9	64.2	61.6	57.0
Top Speed [km/h]	67.3	67.7	64.0	65.4	64.5	59.1
Avg. Dist. to Rail [m]	1.2	2.0	1.8	2.6	2.3	2.3
Avg. Stride Freq. [Hz]	2.3	2.3	2.3	2.4	2.3	2.2
Avg. Stride Length [m]	6.6	7.9	7.7	7.5	7.5	7.3



- [ ] Ranking at each section and finish
- .-.- No data available at this section
- NA No data available



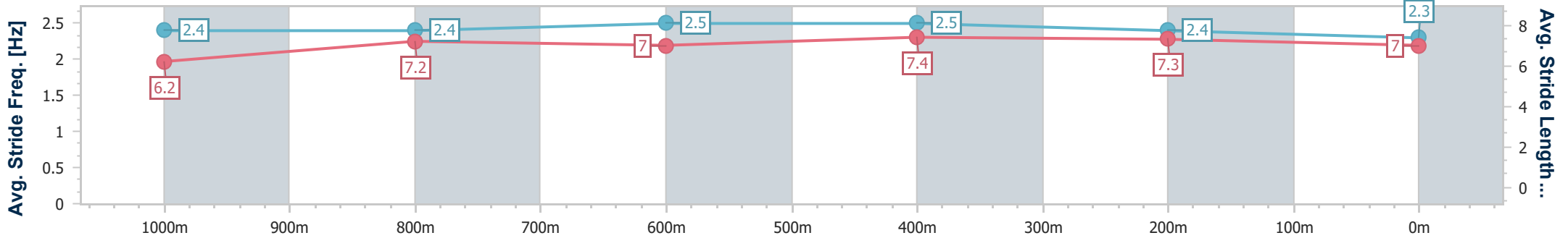
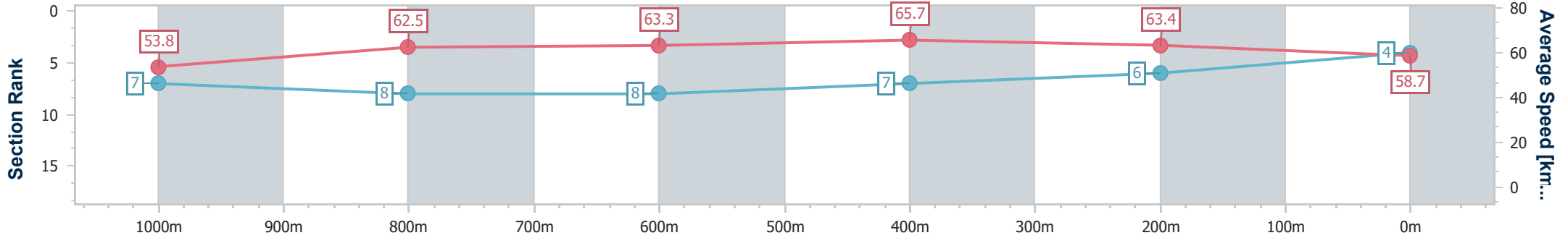
Horse/Jockey Name	Desert Grit
Final Rank	4
Fastest Section Time (Section)	0:10.98 (600m)
Top Speed [km/h] (Section)	66.7 (600m)
Race State	Finished



Rockhampton QLD Professional  
 Race 7: TAB \$20,000 Trainers Bonus Class 1 Handicap - 1200m  
 15 June 2024 - 16:03  
 Track Rating: Soft 5, Weather: Fine, Rail Position: +9.5m 950m-600m; +8m Remainder



Section	Overall	1000m	800m	600m	400m	200m
Section Times	1:11.18 [4] (0:13.37)	0:57.81 [7] (0:11.53)	0:46.28 [8] (0:11.67)	0:34.61 [8] (0:10.98)	0:23.63 [7] (0:11.36)	0:12.27 [6] (0:12.27)
Average Speed [km/h]	53.8	62.5	63.3	65.7	63.4	58.7
Top Speed [km/h]	65.7	66.6	65.3	66.7	65.9	61.0
Avg. Dist. to Rail [m]	2.4	0.8	3.4	4.7	3.7	4.7
Avg. Stride Freq. [Hz]	2.4	2.4	2.5	2.5	2.4	2.3
Avg. Stride Length [m]	6.2	7.2	7.0	7.4	7.3	7.0



- [ ] Ranking at each section and finish
- .-.- No data available at this section
- NA No data available



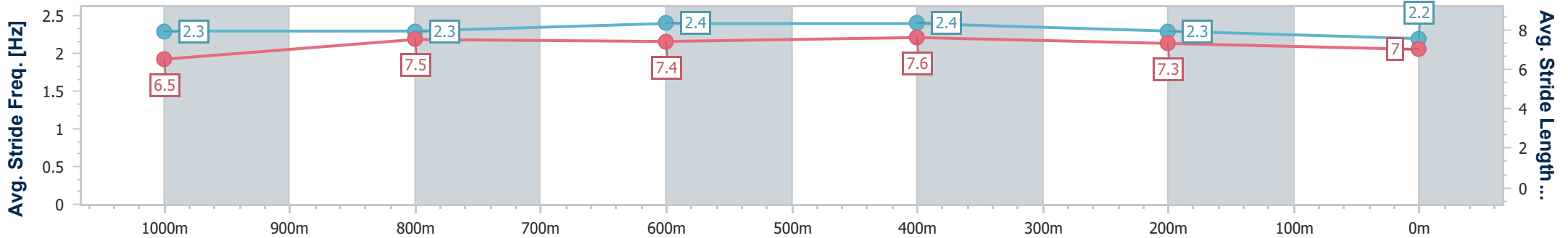
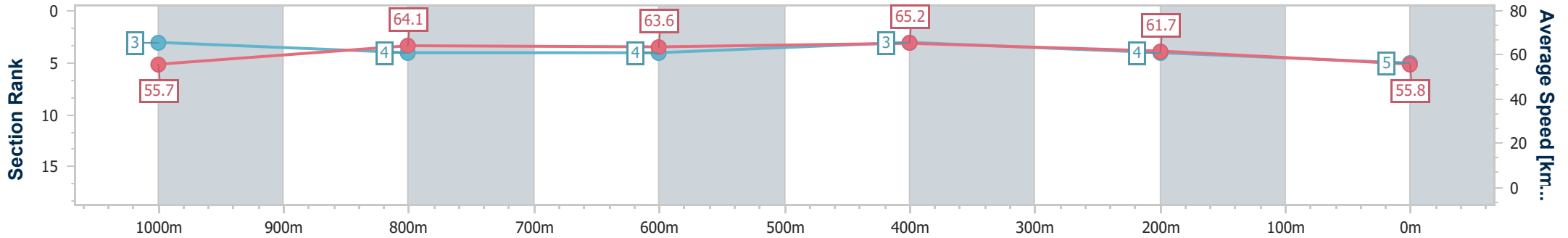
Horse/Jockey Name	D'esprit
Final Rank	5
Fastest Section Time (Section)	0:11.06 (600m)
Top Speed [km/h] (Section)	67.5 (Overall)
Race State	Finished



Rockhampton QLD Professional  
 Race 7: TAB \$20,000 Trainers Bonus Class 1 Handicap - 1200m  
 15 June 2024 - 16:03  
 Track Rating: Soft 5, Weather: Fine, Rail Position: +9.5m 950m-600m; +8m Remainder



Section	Overall	1000m	800m	600m	400m	200m
Section Times	1:11.33 [5] (0:12.95)	0:58.38 [3] (0:11.25)	0:47.13 [4] (0:11.49)	0:35.64 [4] (0:11.06)	0:24.58 [3] (0:11.67)	0:12.91 [4] (0:12.91)
Average Speed [km/h]	55.7	64.1	63.6	65.2	61.7	55.8
Top Speed [km/h]	67.5	67.4	64.7	65.9	64.9	58.4
Avg. Dist. to Rail [m]	4.6	0.5	1.9	4.8	6.5	8.3
Avg. Stride Freq. [Hz]	2.3	2.3	2.4	2.4	2.3	2.2
Avg. Stride Length [m]	6.5	7.5	7.4	7.6	7.3	7.0



- [ ] Ranking at each section and finish
- .-.- No data available at this section
- NA No data available



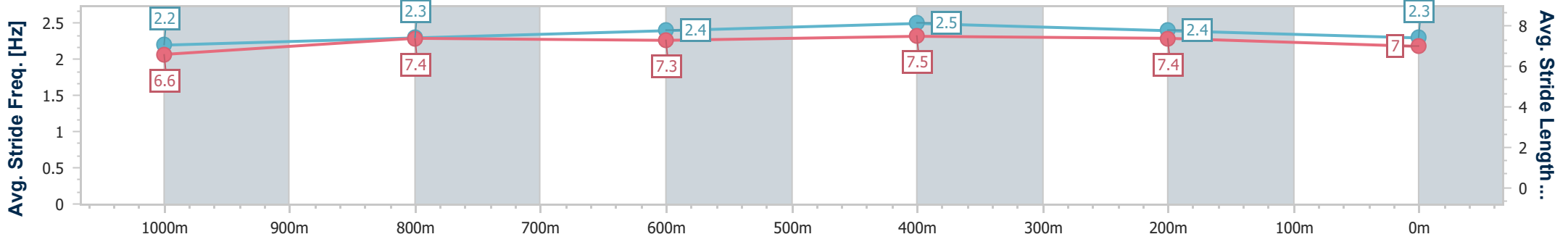
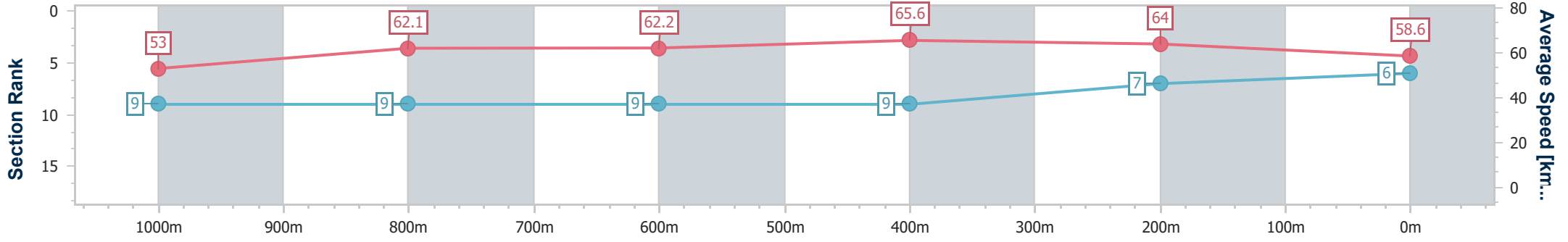
Horse/Jockey Name	Gold Witness
Final Rank	6
Fastest Section Time (Section)	0:11.01 (600m)
Top Speed [km/h] (Section)	66.6 (600m)
Race State	Finished



Rockhampton QLD Professional  
 Race 7: TAB \$20,000 Trainers Bonus Class 1 Handicap - 1200m  
 15 June 2024 - 16:03  
 Track Rating: Soft 5, Weather: Fine, Rail Position: +9.5m 950m-600m; +8m Remainder



Section	Overall	1000m	800m	600m	400m	200m
Section Times	1:11.35 [6] (0:13.60)	0:57.75 [9] (0:11.52)	0:46.23 [9] (0:11.67)	0:34.56 [9] (0:11.01)	0:23.55 [9] (0:11.25)	0:12.30 [7] (0:12.30)
Average Speed [km/h]	53.0	62.1	62.2	65.6	64.0	58.6
Top Speed [km/h]	65.5	65.7	65.2	66.6	66.4	61.1
Avg. Dist. to Rail [m]	2.6	1.1	1.7	3.9	7.1	7.5
Avg. Stride Freq. [Hz]	2.2	2.3	2.4	2.5	2.4	2.3
Avg. Stride Length [m]	6.6	7.4	7.3	7.5	7.4	7.0



- [ ] Ranking at each section and finish
- .-.- No data available at this section
- NA No data available



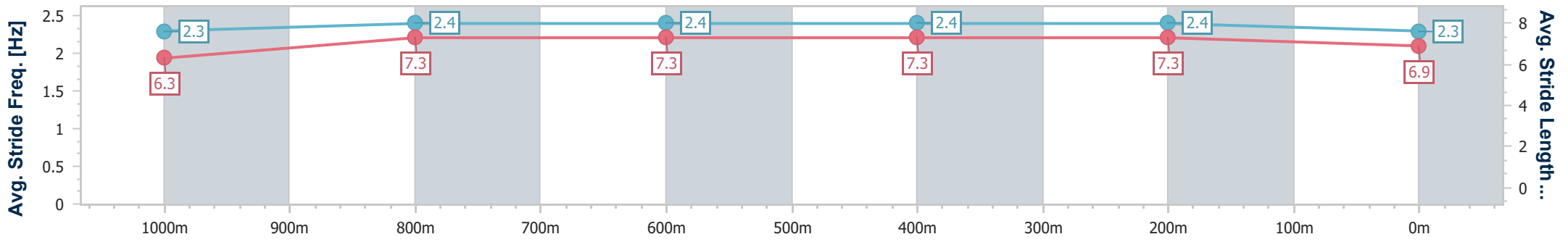
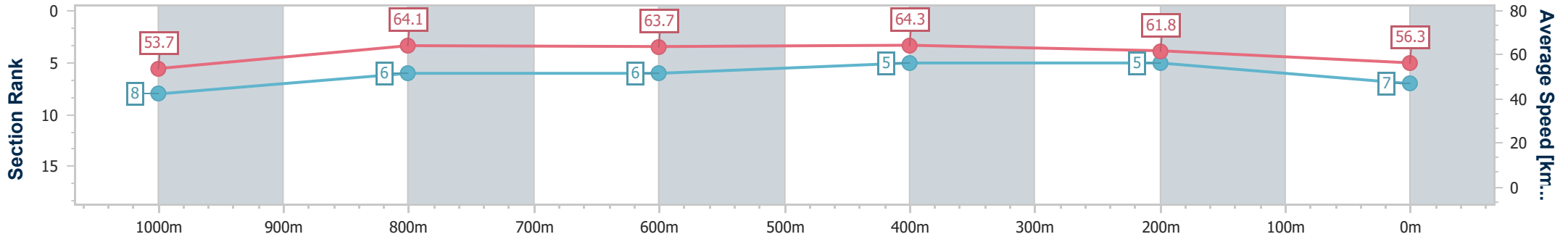
Horse/Jockey Name	Red Vicar
Final Rank	7
Fastest Section Time (Section)	0:11.13 (1000m)
Top Speed [km/h] (Section)	67.7 (1000m)
Race State	Finished



Rockhampton QLD Professional  
 Race 7: TAB \$20,000 Trainers Bonus Class 1 Handicap - 1200m  
 15 June 2024 - 16:03  
 Track Rating: Soft 5, Weather: Fine, Rail Position: +9.5m 950m-600m; +8m Remainder



Section	Overall	1000m	800m	600m	400m	200m
Section Times	1:11.63 [7] (0:13.40)	0:58.23 [8] (0:11.13)	0:47.10 [6] (0:11.45)	0:35.65 [6] (0:11.21)	0:24.44 [5] (0:11.65)	0:12.79 [5] (0:12.79)
Average Speed [km/h]	53.7	64.1	63.7	64.3	61.8	56.3
Top Speed [km/h]	66.1	67.7	65.7	66.4	64.6	59.4
Avg. Dist. to Rail [m]	2.0	1.9	2.1	3.9	4.8	6.1
Avg. Stride Freq. [Hz]	2.3	2.4	2.4	2.4	2.4	2.3
Avg. Stride Length [m]	6.3	7.3	7.3	7.3	7.3	6.9



- [ ] Ranking at each section and finish
- .-.- No data available at this section
- NA No data available





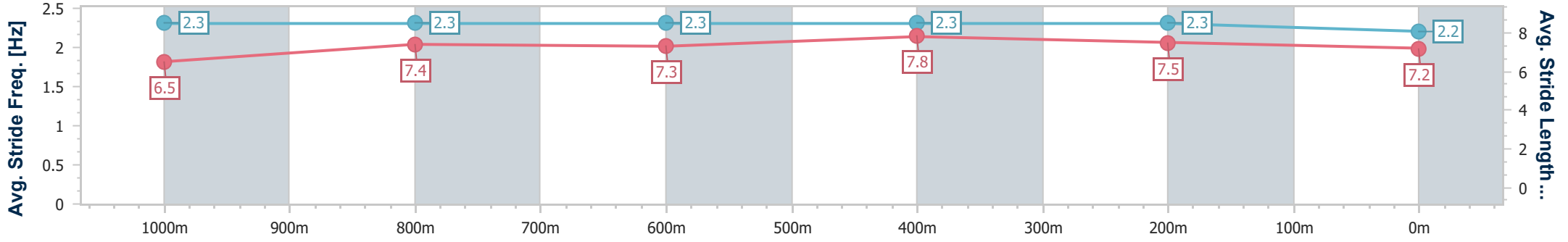
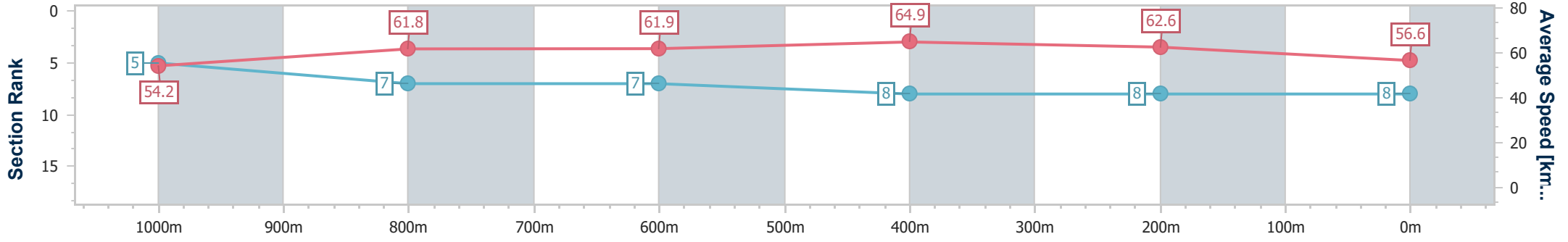
Horse/Jockey Name	Secretly Better
Final Rank	8
Fastest Section Time (Section)	0:11.10 (600m)
Top Speed [km/h] (Section)	66.7 (Overall)
Race State	Finished



Rockhampton QLD Professional  
 Race 7: TAB \$20,000 Trainers Bonus Class 1 Handicap - 1200m  
 15 June 2024 - 16:03  
 Track Rating: Soft 5, Weather: Fine, Rail Position: +9.5m 950m-600m; +8m Remainder



Section	Overall	1000m	800m	600m	400m	200m
Section Times	1:11.79 [8] (0:13.30)	0:58.49 [5] (0:11.47)	0:47.02 [7] (0:11.70)	0:35.32 [7] (0:11.10)	0:24.22 [8] (0:11.49)	0:12.73 [8] (0:12.73)
Average Speed [km/h]	54.2	61.8	61.9	64.9	62.6	56.6
Top Speed [km/h]	66.7	66.5	63.0	66.3	64.4	60.3
Avg. Dist. to Rail [m]	1.2	2.2	1.8	3.7	6.0	6.4
Avg. Stride Freq. [Hz]	2.3	2.3	2.3	2.3	2.3	2.2
Avg. Stride Length [m]	6.5	7.4	7.3	7.8	7.5	7.2



- [ ] Ranking at each section and finish
- .-.- No data available at this section
- NA No data available



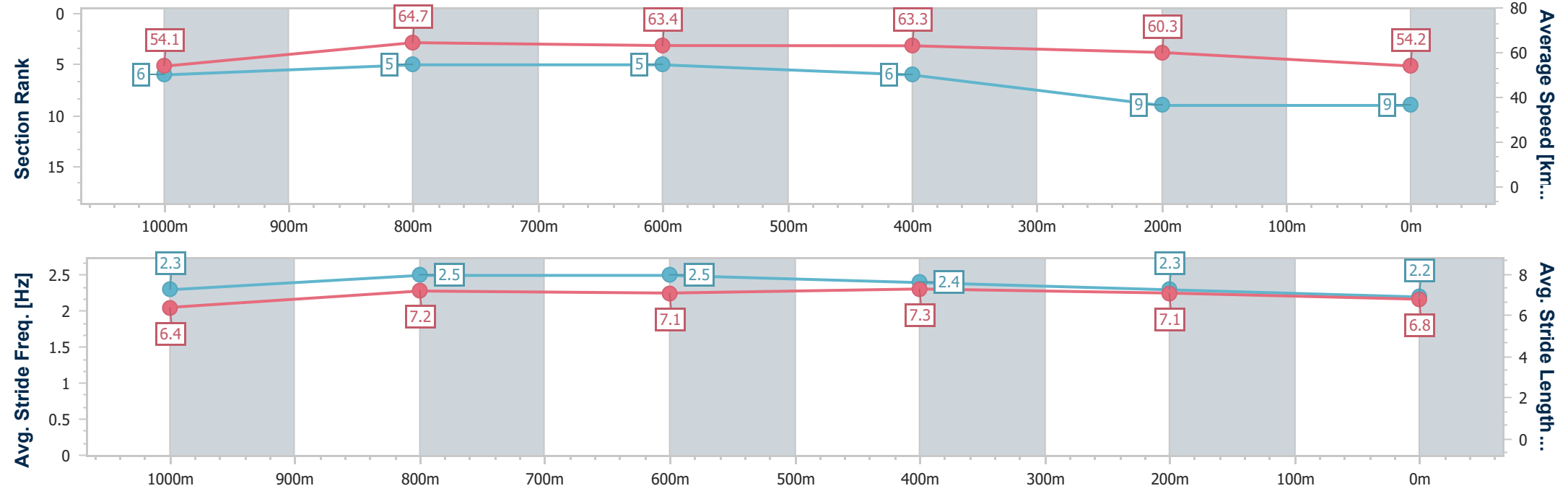
Horse/Jockey Name	Media Hype
Final Rank	9
Fastest Section Time (Section)	0:11.17 (1000m)
Top Speed [km/h] (Section)	66.3 (1000m)
Race State	Finished



Rockhampton QLD Professional  
 Race 7: TAB \$20,000 Trainers Bonus Class 1 Handicap - 1200m  
 15 June 2024 - 16:03  
 Track Rating: Soft 5, Weather: Fine, Rail Position: +9.5m 950m-600m; +8m Remainder



Section	Overall	1000m	800m	600m	400m	200m
Section Times	1:12.49 [9] (0:13.31)	0:59.18 [6] (0:11.17)	0:48.01 [5] (0:11.39)	0:36.62 [5] (0:11.40)	0:25.22 [6] (0:11.93)	0:13.29 [9] (0:13.29)
Average Speed [km/h]	54.1	64.7	63.4	63.3	60.3	54.2
Top Speed [km/h]	66.1	66.3	64.4	64.5	62.9	57.0
Avg. Dist. to Rail [m]	4.2	0.5	0.6	3.3	4.8	5.1
Avg. Stride Freq. [Hz]	2.3	2.5	2.5	2.4	2.3	2.2
Avg. Stride Length [m]	6.4	7.2	7.1	7.3	7.1	6.8



- [ ] Ranking at each section and finish
- .-.- No data available at this section
- NA No data available