



# Eagle Farm QLD Professional

## Race 9: HKJC WORLD POOL Q22 - 2200m

15 June 2024 - 16:33



BRISBANE  
RACING CLUB

Track Rating: Good 3, Weather: Fine, Rail Position: +4.5m Entire

Section		Overall	2000m	1800m	1600m	1400m	1200m	1000m	Last 600m				
Field Times		2:14.41 (0:14.32)	2:00.09 (0:11.63)	1:48.46 (0:12.26)	1:36.20 (0:12.19)	1:24.01 (0:11.96)	1:12.05 (0:12.08)	0:59.97 (0:12.58)	0:35.45				
Rank	TAB Horse/Jockey	Barrier	Top Speed [km/h]	Fastest Section									Distance Travelled [m]
1	15 FAWKNER PARK Tyler Schiller	3	67.0 400m	0:11.21 400m	2:14.41 [1] (0:14.77)	1:59.64 [9] (0:11.77)	1:47.87 [8] (0:12.36)	1:35.51 [8] (0:12.07)	1:23.44 [8] (0:12.36)	1:11.08 [9] (0:12.19)	0:58.89 [10] (0:12.21)	0:35.00	
2	17 KNIGHT'S CHOICE Robbie Dolan	9	65.6 600m	0:11.38 600m	2:15.07 [2] (0:14.98)	2:00.09 [12] (0:11.96)	1:48.13 [13] (0:12.55)	1:35.58 [13] (0:12.05)	1:23.53 [14] (0:12.28)	1:11.25 [15] (0:12.13)	0:59.12 [14] (0:12.13)	0:35.27	+6
3	4 BOIS D'ARGENT Blake Shinn	4	64.7 800m	0:11.53 800m	2:15.31 [3] (0:14.66)	2:00.65 [6] (0:11.64)	1:49.01 [5] (0:12.36)	1:36.65 [5] (0:12.12)	1:24.53 [6] (0:12.30)	1:12.23 [7] (0:12.22)	1:00.01 [7] (0:12.19)	0:36.29	-5
4	8 VOW AND DECLARE Billy Egan	2	62.9 600m	0:11.61 600m	2:15.36 [4] (0:14.32)	2:01.04 [1] (0:11.90)	1:49.14 [4] (0:12.45)	1:36.69 [6] (0:12.21)	1:24.48 [7] (0:12.16)	1:12.32 [6] (0:12.18)	1:00.14 [6] (0:12.43)	0:35.76	-7
5	5 KOVALICA James Orman	12	66.4 400m	0:11.35 400m	2:15.41 [5] (0:15.17)	2:00.24 [15] (0:11.56)	1:48.68 [10] (0:12.55)	1:36.13 [12] (0:12.25)	1:23.88 [13] (0:12.18)	1:11.70 [13] (0:12.10)	0:59.60 [13] (0:12.23)	0:35.50	+1
6	9 YOUNG WERTHER Michael Dee	14	64.7 600m	0:11.58 600m	2:15.46 [6] (0:14.97)	2:00.49 [11] (0:12.12)	1:48.37 [14] (0:12.59)	1:35.78 [15] (0:11.77)	1:24.01 [12] (0:12.08)	1:11.93 [11] (0:12.13)	0:59.80 [11] (0:12.23)	0:35.89	+11
7	10 SPIRIT RIDGE Ryan Maloney	16	65.1 Overall	0:11.44 600m	2:15.49 [7] (0:14.42)	2:01.07 [3] (0:11.53)	1:49.54 [1] (0:12.26)	1:37.28 [1] (0:12.25)	1:25.03 [2] (0:12.08)	1:12.95 [2] (0:12.29)	1:00.66 [3] (0:12.57)	0:36.09	-4
8	18 AMOKURA Mark Zahra	18	65.7 600m	0:11.42 600m	2:15.59 [8] (0:16.10)	1:59.49 [18] (0:11.86)	1:47.63 [18] (0:12.02)	1:35.61 [18] (0:12.11)	1:23.50 [18] (0:11.80)	1:11.70 [17] (0:12.43)	0:59.27 [18] (0:12.09)	0:35.46	+6
9	1 NUMERIAN Jamie Mott	10	64.9 2000m	0:11.49 600m	2:15.73 [9] (0:14.47)	2:01.26 [4] (0:11.68)	1:49.58 [3] (0:12.34)	1:37.24 [3] (0:12.13)	1:25.11 [3] (0:12.25)	1:12.86 [5] (0:12.18)	1:00.68 [5] (0:12.37)	0:36.47	+8
10	6 ADELAIDE RIVER James McDonald	6	63.8 600m	0:11.52 600m	2:15.82 [10] (0:14.74)	2:01.08 [8] (0:11.83)	1:49.25 [9] (0:12.28)	1:36.97 [7] (0:11.84)	1:25.13 [5] (0:11.67)	1:13.46 [1] (0:12.08)	1:01.38 [1] (0:12.58)	0:36.86	-1

[ ] Ranking at each section and finish  
 -:-:- No data available at this section  
 NA No data available

SCN Saddle cloth number  
 DNF Did not finish  
 DNT Did not track



# Eagle Farm QLD Professional

## Race 9: HKJC WORLD POOL Q22 - 2200m

15 June 2024 - 16:33



BRISBANE  
RACING CLUB

Track Rating: Good 3, Weather: Fine, Rail Position: +4.5m Entire

Section		Overall	2000m	1800m	1600m	1400m	1200m	1000m	Last 600m					
Field Times		2:14.41 (0:14.32)	2:00.09 (0:11.63)	1:48.46 (0:12.26)	1:36.20 (0:12.19)	1:24.01 (0:11.96)	1:12.05 (0:12.08)	0:59.97 (0:12.58)	0:35.45					
Rank	TAB Horse/Jockey	Barrier	Top Speed [km/h]	Fastest Section										Distance Travelled [m]
11	3 LIGHT INFANTRY MAN Craig Williams	5	63.1 600m	0:11.60 600m	2:15.82 [11] (0:14.36)	2:01.46 [2] (0:11.65)	1:49.81 [2] (0:12.43)	1:37.38 [2] (0:12.20)	1:25.18 [4] (0:12.09)	1:13.09 [4] (0:12.21)	1:00.88 [4] (0:12.52)	0:36.36	-7	
12	13 HEZASHOCKA Chad Schofield	1	63.4 600m	0:11.57 600m	2:15.87 [12] (0:14.72)	2:01.15 [7] (0:11.75)	1:49.40 [7] (0:12.47)	1:36.93 [9] (0:12.26)	1:24.67 [10] (0:12.16)	1:12.51 [10] (0:12.13)	1:00.38 [9] (0:12.31)	0:36.17	-4	
13	11 EL BODEGON Jason Collett	13	64.2 600m	0:11.55 600m	2:15.89 [13] (0:15.08)	2:00.81 [14] (0:12.10)	1:48.71 [16] (0:12.58)	1:36.13 [16] (0:12.06)	1:24.07 [16] (0:11.99)	1:12.08 [14] (0:12.31)	0:59.77 [17] (0:12.26)	0:35.83	+3	
14	14 NAVAL COLLEGE Tom Sherry	7	64.6 600m	0:11.52 600m	2:16.00 [14] (0:14.51)	2:01.49 [5] (0:11.88)	1:49.61 [6] (0:12.21)	1:37.40 [4] (0:11.80)	1:25.60 [1] (0:12.24)	1:13.36 [3] (0:12.13)	1:01.23 [2] (0:12.50)	0:36.64	+1	
15	2 HUETOR Tommy Berry	17	63.5 400m	0:11.57 600m	2:16.10 [15] (0:15.72)	2:00.38 [17] (0:12.03)	1:48.35 [17] (0:12.15)	1:36.20 [17] (0:12.14)	1:24.06 [17] (0:11.95)	1:12.11 [18] (0:12.06)	1:00.05 [16] (0:12.12)	0:36.10	-7	
16	16 CONVERGE Tim Clark	8	64.6 600m	0:11.45 600m	2:16.36 [16] (0:15.05)	2:01.31 [13] (0:11.73)	1:49.58 [12] (0:12.40)	1:37.18 [11] (0:12.12)	1:25.06 [11] (0:12.26)	1:12.80 [12] (0:12.17)	1:00.63 [12] (0:12.21)	0:36.66	+2	
17	7 LE DON DE VIE Vlad Duric	15	63.6 600m	0:11.58 600m	2:16.66 [17] (0:15.34)	2:01.32 [16] (0:11.77)	1:49.55 [15] (0:12.48)	1:37.07 [14] (0:12.11)	1:24.96 [15] (0:12.16)	1:12.80 [16] (0:12.12)	1:00.68 [15] (0:12.13)	0:36.74	-4	
18	12 CLEVELAND Dylan Gibbons	11	64.5 800m	0:11.66 800m	2:17.33 [18] (0:14.84)	2:02.49 [10] (0:11.92)	1:50.57 [11] (0:12.38)	1:38.19 [10] (0:12.01)	1:26.18 [9] (0:12.15)	1:14.03 [8] (0:12.15)	1:01.88 [8] (0:12.21)	0:38.01	+6	

[ ] Ranking at each section and finish  
 -:-:- No data available at this section  
 NA No data available

SCN Saddle cloth number  
 DNF Did not finish  
 DNT Did not track



**Eagle Farm QLD Professional**  
**Race 9: HKJC WORLD POOL Q22 - 2200m**  
**15 June 2024 - 16:33**



Track Rating: Good 3, Weather: Fine, Rail Position: +4.5m Entire

Section						800m	600m	400m	200m	Last 600m	
Field Times						0:47.39 (0:11.94)	0:35.45 (0:11.52)	0:23.93 (0:11.58)	0:12.35 (0:12.35)	0:35.45	
Rank	TAB Horse/Jockey	Barrier	Top Speed [km/h]	Fastest Section					Margin	Distance Travelled [m]	
1	15 <b>FAWKNER PARK</b> Tyler Schiller	3	67.0 400m	0:11.21 400m	0:46.68 [9] (0:11.68)	0:35.00 [7] (0:11.44)	0:23.56 [5] (0:11.21)	0:12.35 [1] (0:12.35)	2:14.41	0:35.00	
2	17 <b>KNIGHT'S CHOICE</b> Robbie Dolan	9	65.6 600m	0:11.38 600m	0:46.99 [14] (0:11.72)	0:35.27 [13] (0:11.38)	0:23.89 [10] (0:11.51)	0:12.38 [5] (0:12.38)	3.87L	0:35.27 +6	
3	4 <b>BOIS D'ARGENT</b> Blake Shinn	4	64.7 800m	0:11.53 800m	0:47.82 [6] (0:11.53)	0:36.29 [2] (0:11.53)	0:24.76 [2] (0:11.85)	0:12.91 [2] (0:12.91)	5.3L	0:36.29 -5	
4	8 <b>VOW AND DECLARE</b> Billy Egan	2	62.9 600m	0:11.61 600m	0:47.71 [7] (0:11.95)	0:35.76 [10] (0:11.61)	0:24.15 [11] (0:11.63)	0:12.52 [8] (0:12.52)	5.59L	0:35.76 -7	
5	5 <b>KOVALICA</b> James Orman	12	66.4 400m	0:11.35 400m	0:47.37 [13] (0:11.87)	0:35.50 [14] (0:11.59)	0:23.91 [15] (0:11.35)	0:12.56 [9] (0:12.56)	5.86L	0:35.50 +1	
6	9 <b>YOUNG WERTHER</b> Michael Dee	14	64.7 600m	0:11.58 600m	0:47.57 [11] (0:11.68)	0:35.89 [9] (0:11.58)	0:24.31 [8] (0:11.64)	0:12.67 [7] (0:12.67)	6.15L	0:35.89 +11	
7	10 <b>SPIRIT RIDGE</b> Ryan Maloney	16	65.1 Overall	0:11.44 600m	0:48.09 [3] (0:12.00)	0:36.09 [6] (0:11.44)	0:24.65 [4] (0:11.90)	0:12.75 [6] (0:12.75)	6.33L	0:36.09 -4	
8	18 <b>AMOKURA</b> Mark Zahra	18	65.7 600m	0:11.42 600m	0:47.18 [18] (0:11.72)	0:35.46 [18] (0:11.42)	0:24.04 [16] (0:11.47)	0:12.57 [12] (0:12.57)	6.96L	0:35.46 +6	
9	1 <b>NUMERIAN</b> Jamie Mott	10	64.9 2000m	0:11.49 600m	0:48.31 [4] (0:11.84)	0:36.47 [3] (0:11.49)	0:24.98 [3] (0:11.83)	0:13.15 [4] (0:13.15)	7.77L	0:36.47 +8	
10	6 <b>ADELAIDE RIVER</b> James McDonald	6	63.8 600m	0:11.52 600m	0:48.80 [1] (0:11.94)	0:36.86 [1] (0:11.52)	0:25.34 [1] (0:12.10)	0:13.24 [3] (0:13.24)	8.27L	0:36.86 -1	

[ ] Ranking at each section and finish  
 -:-:- No data available at this section  
 NA No data available

SCN Saddle cloth number  
 DNF Did not finish  
 DNT Did not track



**Eagle Farm QLD Professional**  
**Race 9: HKJC WORLD POOL Q22 - 2200m**  
**15 June 2024 - 16:33**



Track Rating: Good 3, Weather: Fine, Rail Position: +4.5m Entire

Section										Last 600m	
Field Times										0:35.45	
		800m	600m	400m	200m						
		0:47.39	0:35.45	0:23.93	0:12.35						
		(0:11.94)	(0:11.52)	(0:11.58)	(0:12.35)						
Rank	TAB Horse/Jockey	Barrier	Top Speed [km/h]	Fastest Section					Margin	Distance Travelled [m]	
11	3 LIGHT INFANTRY MAN Craig Williams	5	63.1 600m	0:11.60 600m	0:48.36 [5] (0:12.00)	0:36.36 [8] (0:11.60)	0:24.76 [7] (0:12.03)	0:12.73 [14] (0:12.73)	8.3L	0:36.36	-7
12	13 HEZASHOCKA Chad Schofield	1	63.4 600m	0:11.57 600m	0:48.07 [10] (0:11.90)	0:36.17 [12] (0:11.57)	0:24.60 [13] (0:11.81)	0:12.79 [13] (0:12.79)	8.61L	0:36.17	-4
13	11 EL BODEGON Jason Collett	13	64.2 600m	0:11.55 600m	0:47.51 [17] (0:11.68)	0:35.83 [17] (0:11.55)	0:24.28 [18] (0:11.64)	0:12.64 [16] (0:12.64)	8.71L	0:35.83	+3
14	14 NAVAL COLLEGE Tom Sherry	7	64.6 600m	0:11.52 600m	0:48.73 [2] (0:12.09)	0:36.64 [5] (0:11.52)	0:25.12 [6] (0:11.97)	0:13.15 [9] (0:13.15)	9.36L	0:36.64	+1
15	2 HUETOR Tommy Berry	17	63.5 400m	0:11.57 600m	0:47.93 [16] (0:11.83)	0:36.10 [16] (0:11.57)	0:24.53 [17] (0:11.67)	0:12.86 [15] (0:12.86)	9.95L	0:36.10	-7
16	16 CONVERGE Tim Clark	8	64.6 600m	0:11.45 600m	0:48.42 [12] (0:11.76)	0:36.66 [11] (0:11.45)	0:25.21 [9] (0:11.80)	0:13.41 [11] (0:13.41)	11.48L	0:36.66	+2
17	7 LE DON DE VIE Vlad Duric	15	63.6 600m	0:11.58 600m	0:48.55 [15] (0:11.81)	0:36.74 [15] (0:11.58)	0:25.16 [14] (0:11.91)	0:13.25 [17] (0:13.25)	13.23L	0:36.74	-4
18	12 CLEVELAND Dylan Gibbons	11	64.5 800m	0:11.66 800m	0:49.67 [8] (0:11.66)	0:38.01 [4] (0:11.89)	0:26.12 [12] (0:12.23)	0:13.89 [18] (0:13.89)	17.2L	0:38.01	+6

[ ] Ranking at each section and finish  
 -:-:- No data available at this section  
 NA No data available

SCN Saddle cloth number  
 DNF Did not finish  
 DNT Did not track



Horse/Jockey Name	Fawkner Park
Final Rank	1
Fastest Section Time (Section)	0:11.21 (400m)
Top Speed [km/h] (Section)	67.0 (400m)
Race State	Finished



Eagle Farm QLD Professional  
Race 9: HKJC WORLD POOL Q22 - 2200m

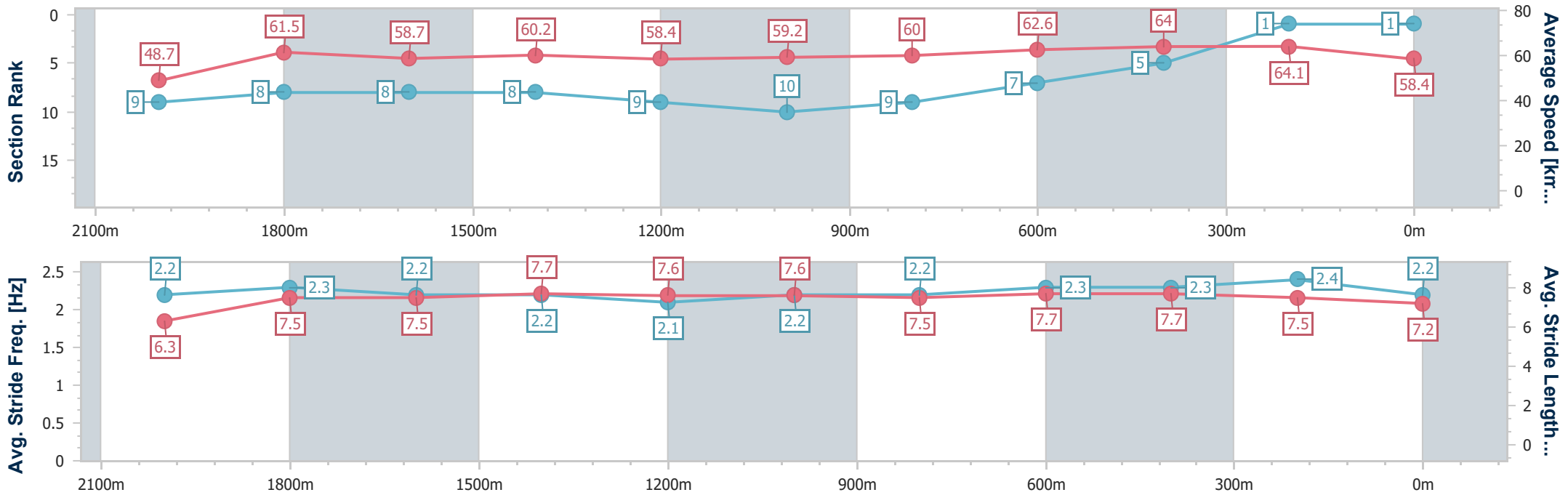
15 June 2024 - 16:33

Track Rating: Good 3, Weather: Fine, Rail Position: +4.5m Entire



BRISBANE RACING CLUB

Section	Overall	2000m	1800m	1600m	1400m	1200m	1000m	800m	600m	400m	200m
Section Times	2:14.41 [1] (0:14.77)	1:59.64 [9] (0:11.77)	1:47.87 [8] (0:12.36)	1:35.51 [8] (0:12.07)	1:23.44 [8] (0:12.36)	1:11.08 [9] (0:12.19)	0:58.89 [10] (0:12.21)	0:46.68 [9] (0:11.68)	0:35.00 [7] (0:11.44)	0:23.56 [5] (0:11.21)	0:12.35 [1] (0:12.35)
Average Speed [km/h]	48.7	61.5	58.7	60.2	58.4	59.2	60.0	62.6	64.0	64.1	58.4
Top Speed [km/h]	61.7	62.3	60.3	61.1	59.7	59.9	61.7	63.6	65.1	67.0	61.9
Avg. Dist. to Rail [m]	1.9	0.6	1.9	3.1	3.4	3.6	3.5	3.2	3.1	9.1	10.5
Avg. Stride Freq. [Hz]	2.2	2.3	2.2	2.2	2.1	2.2	2.2	2.3	2.3	2.4	2.2
Avg. Stride Length [m]	6.3	7.5	7.5	7.7	7.6	7.6	7.5	7.7	7.7	7.5	7.2



- [ ] Ranking at each section and finish
- .-.- No data available at this section
- NA No data available



Horse/Jockey Name	Knight's Choice
Final Rank	2
Fastest Section Time (Section)	0:11.38 (600m)
Top Speed [km/h] (Section)	65.6 (600m)
Race State	Finished



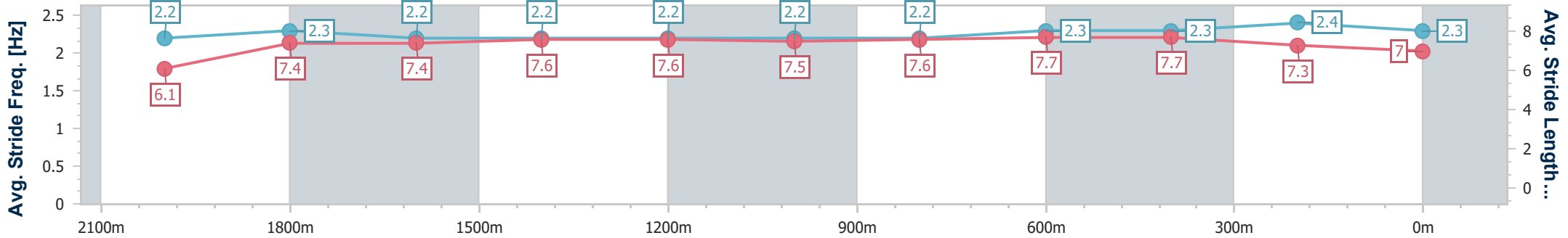
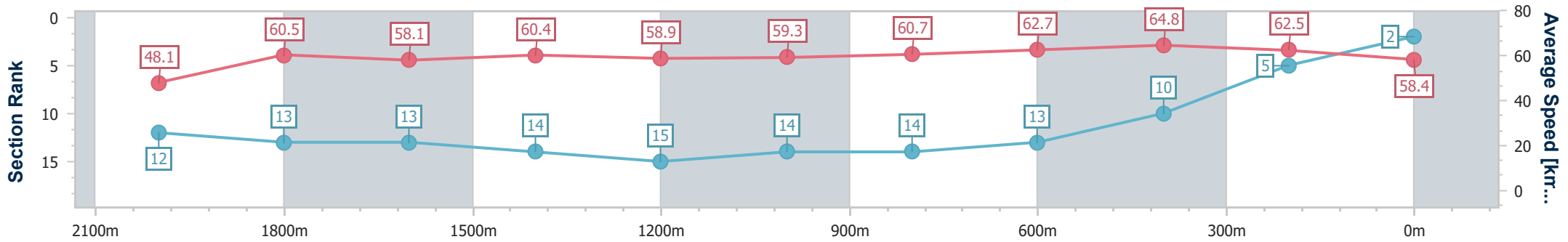
Eagle Farm QLD Professional  
Race 9: HKJC WORLD POOL Q22 - 2200m



15 June 2024 - 16:33  
Track Rating: Good 3, Weather: Fine, Rail Position: +4.5m Entire

BRISBANE RACING CLUB

Section	Overall	2000m	1800m	1600m	1400m	1200m	1000m	800m	600m	400m	200m
Section Times	2:15.07 [2] (0:14.98)	2:00.09 [12] (0:11.96)	1:48.13 [13] (0:12.55)	1:35.58 [13] (0:12.05)	1:23.53 [14] (0:12.28)	1:11.25 [15] (0:12.13)	0:59.12 [14] (0:12.13)	0:46.99 [14] (0:11.72)	0:35.27 [13] (0:11.38)	0:23.89 [10] (0:11.51)	0:12.38 [5] (0:12.38)
Average Speed [km/h]	48.1	60.5	58.1	60.4	58.9	59.3	60.7	62.7	64.8	62.5	58.4
Top Speed [km/h]	62.4	61.5	60.0	62.1	62.1	61.7	62.7	64.6	65.6	63.7	60.5
Avg. Dist. to Rail [m]	5.2	1.0	2.6	3.2	3.4	3.7	4.2	4.9	4.4	9.5	10.3
Avg. Stride Freq. [Hz]	2.2	2.3	2.2	2.2	2.2	2.2	2.2	2.3	2.3	2.4	2.3
Avg. Stride Length [m]	6.1	7.4	7.4	7.6	7.6	7.5	7.6	7.7	7.7	7.3	7.0



- [ ] Ranking at each section and finish
- .-.- No data available at this section
- NA No data available



Horse/Jockey Name	Bois D'argent
Final Rank	3
Fastest Section Time (Section)	0:11.53 (800m)
Top Speed [km/h] (Section)	64.7 (800m)
Race State	Finished



Eagle Farm QLD Professional  
Race 9: HKJC WORLD POOL Q22 - 2200m

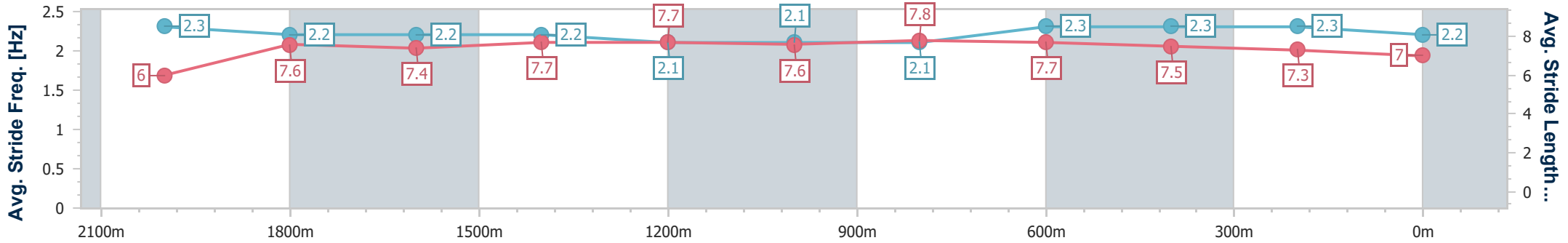
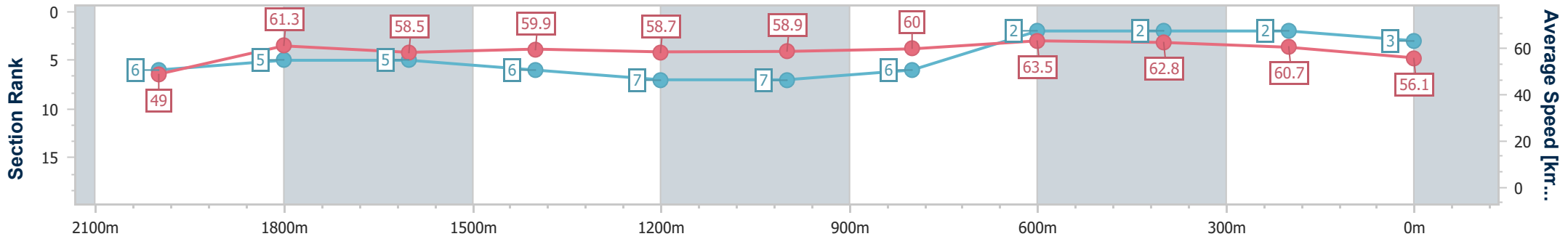
15 June 2024 - 16:33

Track Rating: Good 3, Weather: Fine, Rail Position: +4.5m Entire



BRISBANE RACING CLUB

Section	Overall	2000m	1800m	1600m	1400m	1200m	1000m	800m	600m	400m	200m
Section Times	2:15.31 [3] (0:14.66)	2:00.65 [6] (0:11.64)	1:49.01 [5] (0:12.36)	1:36.65 [5] (0:12.12)	1:24.53 [6] (0:12.30)	1:12.23 [7] (0:12.22)	1:00.01 [7] (0:12.19)	0:47.82 [6] (0:11.53)	0:36.29 [2] (0:11.53)	0:24.76 [2] (0:11.85)	0:12.91 [2] (0:12.91)
Average Speed [km/h]	49.0	61.3	58.5	59.9	58.7	58.9	60.0	63.5	62.8	60.7	56.1
Top Speed [km/h]	62.6	63.5	59.4	60.6	59.8	59.4	61.8	64.7	63.5	62.9	57.5
Avg. Dist. to Rail [m]	1.4	1.7	1.0	2.1	2.7	3.6	3.3	3.1	1.3	6.8	6.7
Avg. Stride Freq. [Hz]	2.3	2.2	2.2	2.2	2.1	2.1	2.1	2.3	2.3	2.3	2.2
Avg. Stride Length [m]	6.0	7.6	7.4	7.7	7.7	7.6	7.8	7.7	7.5	7.3	7.0



- [ ] Ranking at each section and finish
- .-.- No data available at this section
- NA No data available



Horse/Jockey Name	Vow And Declare
Final Rank	4
Fastest Section Time (Section)	0:11.61 (600m)
Top Speed [km/h] (Section)	62.9 (600m)
Race State	Finished

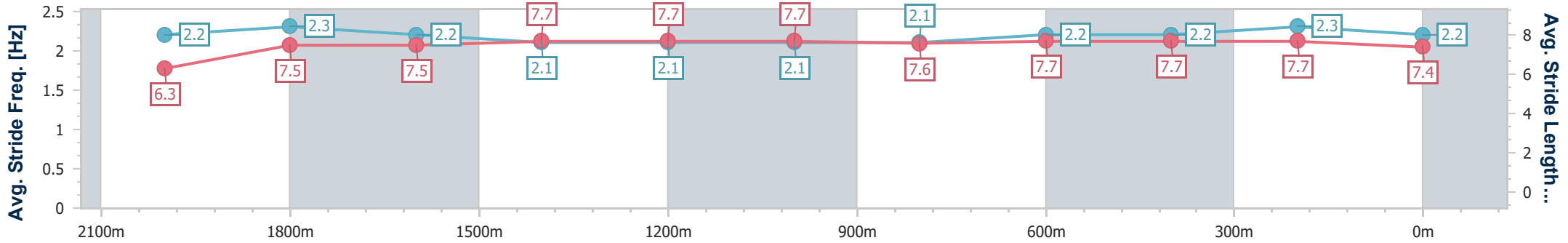
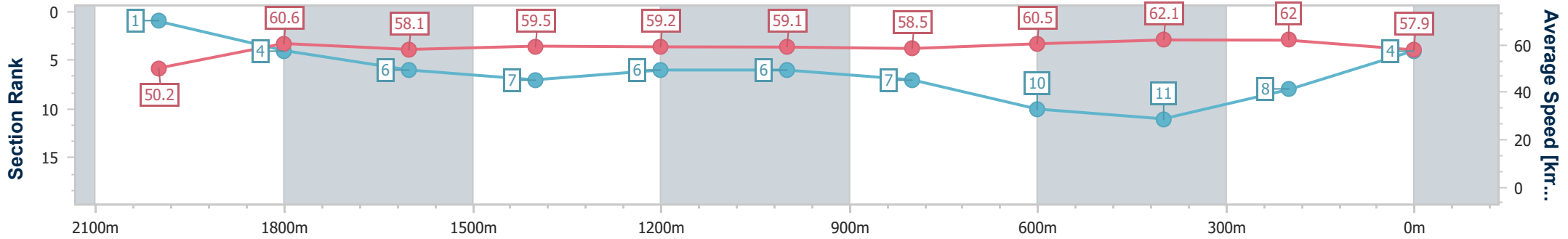


Eagle Farm QLD Professional  
 Race 9: HKJC WORLD POOL Q22 - 2200m  
 15 June 2024 - 16:33  
 Track Rating: Good 3, Weather: Fine, Rail Position: +4.5m Entire



BRISBANE  
RACING CLUB

Section	Overall	2000m	1800m	1600m	1400m	1200m	1000m	800m	600m	400m	200m
Section Times	2:15.36 [4] (0:14.32)	2:01.04 [1] (0:11.90)	1:49.14 [4] (0:12.45)	1:36.69 [6] (0:12.21)	1:24.48 [7] (0:12.16)	1:12.32 [6] (0:12.18)	1:00.14 [6] (0:12.43)	0:47.71 [7] (0:11.95)	0:35.76 [10] (0:11.61)	0:24.15 [11] (0:11.63)	0:12.52 [8] (0:12.52)
Average Speed [km/h]	50.2	60.6	58.1	59.5	59.2	59.1	58.5	60.5	62.1	62.0	57.9
Top Speed [km/h]	61.3	61.6	59.0	60.8	60.8	60.2	59.5	62.4	62.9	62.8	60.8
Avg. Dist. to Rail [m]	1.3	0.6	1.3	1.8	1.8	2.0	1.9	1.0	0.6	2.0	0.8
Avg. Stride Freq. [Hz]	2.2	2.3	2.2	2.1	2.1	2.1	2.1	2.2	2.2	2.3	2.2
Avg. Stride Length [m]	6.3	7.5	7.5	7.7	7.7	7.7	7.6	7.7	7.7	7.7	7.4



- [ ] Ranking at each section and finish
- .-.- No data available at this section
- NA No data available





Horse/Jockey Name	Kovalica
Final Rank	5
Fastest Section Time (Section)	0:11.35 (400m)
Top Speed [km/h] (Section)	66.4 (400m)
Race State	Finished

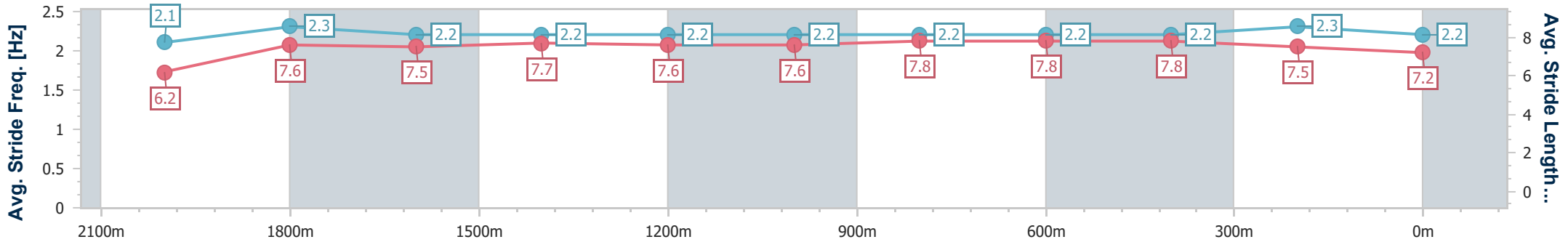
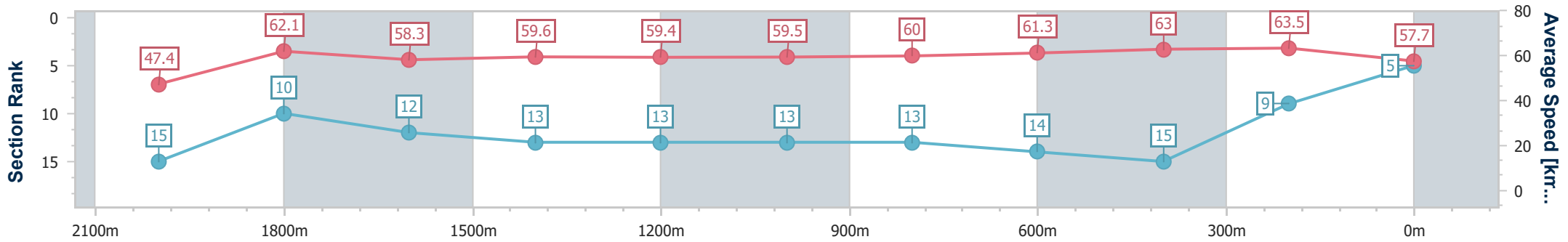


Eagle Farm QLD Professional  
 Race 9: HKJC WORLD POOL Q22 - 2200m  
 15 June 2024 - 16:33  
 Track Rating: Good 3, Weather: Fine, Rail Position: +4.5m Entire



BRISBANE  
RACING CLUB

Section	Overall	2000m	1800m	1600m	1400m	1200m	1000m	800m	600m	400m	200m
Section Times	2:15.41 [5] (0:15.17)	2:00.24 [15] (0:11.56)	1:48.68 [10] (0:12.55)	1:36.13 [12] (0:12.25)	1:23.88 [13] (0:12.18)	1:11.70 [13] (0:12.10)	0:59.60 [13] (0:12.23)	0:47.37 [13] (0:11.87)	0:35.50 [14] (0:11.59)	0:23.91 [15] (0:11.35)	0:12.56 [9] (0:12.56)
Average Speed [km/h]	47.4	62.1	58.3	59.6	59.4	59.5	60.0	61.3	63.0	63.5	57.7
Top Speed [km/h]	62.9	62.8	60.4	61.4	61.7	60.3	61.2	64.2	65.0	66.4	60.7
Avg. Dist. to Rail [m]	5.5	1.2	3.2	4.8	3.8	3.4	3.3	2.6	3.2	6.7	5.7
Avg. Stride Freq. [Hz]	2.1	2.3	2.2	2.2	2.2	2.2	2.2	2.2	2.2	2.3	2.2
Avg. Stride Length [m]	6.2	7.6	7.5	7.7	7.6	7.6	7.8	7.8	7.8	7.5	7.2



- [ ] Ranking at each section and finish
- .-.- No data available at this section
- NA No data available



Horse/Jockey Name	Young Werther
Final Rank	6
Fastest Section Time (Section)	0:11.58 (600m)
Top Speed [km/h] (Section)	64.7 (600m)
Race State	Finished

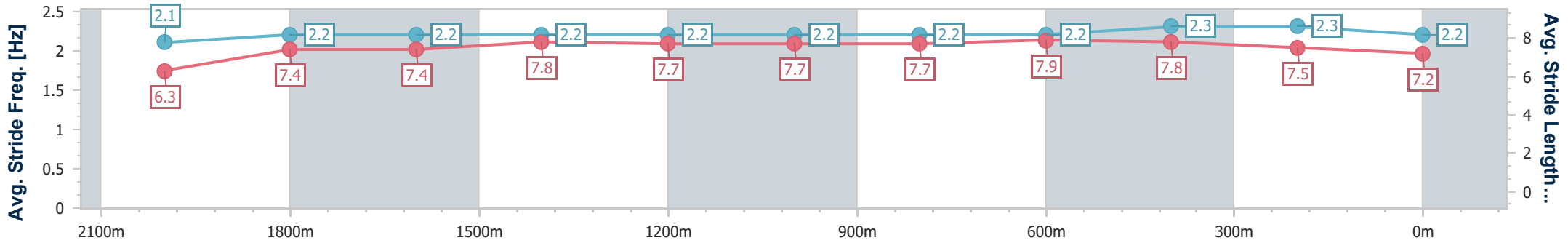
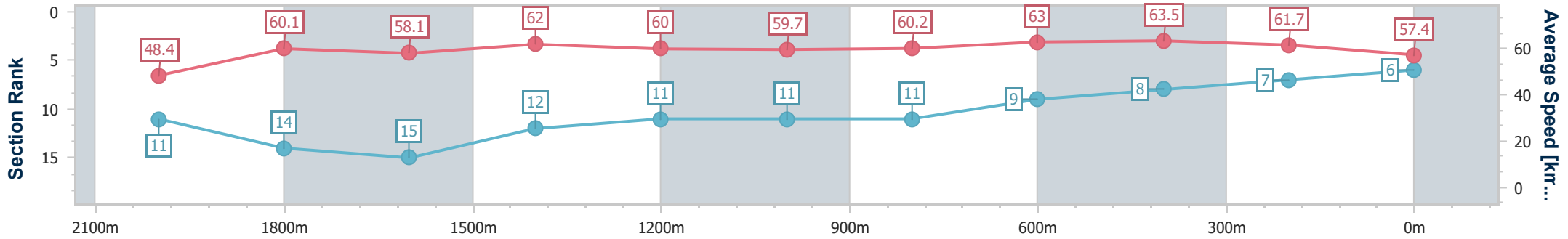


Eagle Farm QLD Professional  
 Race 9: HKJC WORLD POOL Q22 - 2200m  
 15 June 2024 - 16:33  
 Track Rating: Good 3, Weather: Fine, Rail Position: +4.5m Entire



BRISBANE  
RACING CLUB

Section	Overall	2000m	1800m	1600m	1400m	1200m	1000m	800m	600m	400m	200m
Section Times	2:15.46 [6] (0:14.97)	2:00.49 [11] (0:12.12)	1:48.37 [14] (0:12.59)	1:35.78 [15] (0:11.77)	1:24.01 [12] (0:12.08)	1:11.93 [11] (0:12.13)	0:59.80 [11] (0:12.23)	0:47.57 [11] (0:11.68)	0:35.89 [9] (0:11.58)	0:24.31 [8] (0:11.64)	0:12.67 [7] (0:12.67)
Average Speed [km/h]	48.4	60.1	58.1	62.0	60.0	59.7	60.2	63.0	63.5	61.7	57.4
Top Speed [km/h]	60.9	60.6	59.9	63.8	63.2	60.5	61.3	64.3	64.7	63.0	60.4
Avg. Dist. to Rail [m]	8.7	1.8	3.0	4.5	5.2	5.3	5.1	4.4	4.4	10.7	10.7
Avg. Stride Freq. [Hz]	2.1	2.2	2.2	2.2	2.2	2.2	2.2	2.2	2.3	2.3	2.2
Avg. Stride Length [m]	6.3	7.4	7.4	7.8	7.7	7.7	7.7	7.9	7.8	7.5	7.2



- [ ] Ranking at each section and finish
- .-.- No data available at this section
- NA No data available



Horse/Jockey Name	Spirit Ridge
Final Rank	7
Fastest Section Time (Section)	0:11.44 (600m)
Top Speed [km/h] (Section)	65.1 (Overall)
Race State	Finished



Eagle Farm QLD Professional  
Race 9: HKJC WORLD POOL Q22 - 2200m

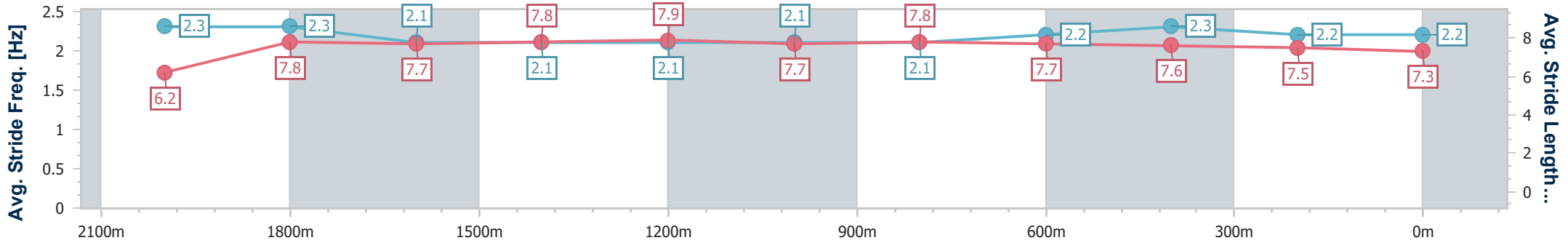
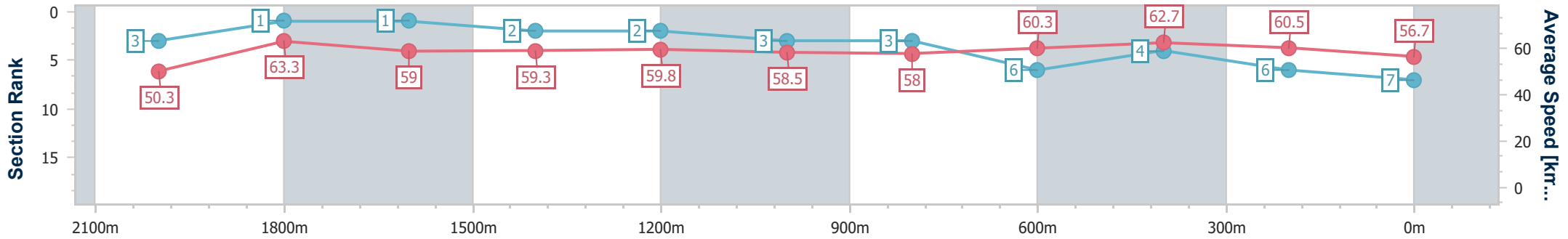
15 June 2024 - 16:33

Track Rating: Good 3, Weather: Fine, Rail Position: +4.5m Entire



BRISBANE  
RACING CLUB

Section	Overall	2000m	1800m	1600m	1400m	1200m	1000m	800m	600m	400m	200m
Section Times	2:15.49 [7] (0:14.42)	2:01.07 [3] (0:11.53)	1:49.54 [1] (0:12.26)	1:37.28 [1] (0:12.25)	1:25.03 [2] (0:12.08)	1:12.95 [2] (0:12.29)	1:00.66 [3] (0:12.57)	0:48.09 [3] (0:12.00)	0:36.09 [6] (0:11.44)	0:24.65 [4] (0:11.90)	0:12.75 [6] (0:12.75)
Average Speed [km/h]	50.3	63.3	59.0	59.3	59.8	58.5	58.0	60.3	62.7	60.5	56.7
Top Speed [km/h]	65.1	65.0	60.8	61.1	61.0	59.6	58.7	63.6	63.7	62.7	59.6
Avg. Dist. to Rail [m]	10.2	2.3	1.3	2.3	2.3	2.9	1.9	1.4	0.7	3.5	3.8
Avg. Stride Freq. [Hz]	2.3	2.3	2.1	2.1	2.1	2.1	2.1	2.2	2.3	2.2	2.2
Avg. Stride Length [m]	6.2	7.8	7.7	7.8	7.9	7.7	7.8	7.7	7.6	7.5	7.3



- [ ] Ranking at each section and finish
- .-.- No data available at this section
- NA No data available



Horse/Jockey Name	Amokura
Final Rank	8
Fastest Section Time (Section)	0:11.42 (600m)
Top Speed [km/h] (Section)	65.7 (600m)
Race State	Finished

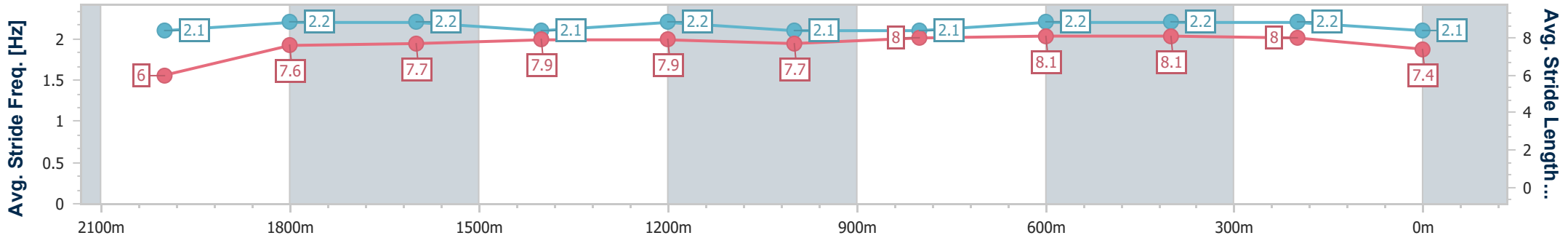
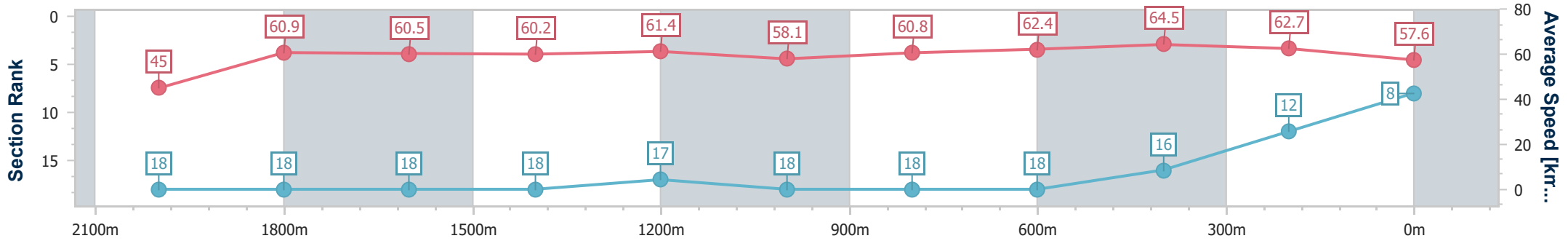


Eagle Farm QLD Professional  
 Race 9: HKJC WORLD POOL Q22 - 2200m  
 15 June 2024 - 16:33  
 Track Rating: Good 3, Weather: Fine, Rail Position: +4.5m Entire



BRISBANE  
RACING CLUB

Section	Overall	2000m	1800m	1600m	1400m	1200m	1000m	800m	600m	400m	200m
Section Times	2:15.59 [8] (0:16.10)	1:59.49 [18] (0:11.86)	1:47.63 [18] (0:12.02)	1:35.61 [18] (0:12.11)	1:23.50 [18] (0:11.80)	1:11.70 [17] (0:12.43)	0:59.27 [18] (0:12.09)	0:47.18 [18] (0:11.72)	0:35.46 [18] (0:11.42)	0:24.04 [16] (0:11.47)	0:12.57 [12] (0:12.57)
Average Speed [km/h]	45.0	60.9	60.5	60.2	61.4	58.1	60.8	62.4	64.5	62.7	57.6
Top Speed [km/h]	61.2	62.0	62.9	61.7	64.1	59.8	63.5	63.6	65.7	65.6	60.6
Avg. Dist. to Rail [m]	8.3	0.8	2.3	3.7	5.3	6.5	4.2	3.9	4.1	11.3	11.5
Avg. Stride Freq. [Hz]	2.1	2.2	2.2	2.1	2.2	2.1	2.1	2.2	2.2	2.2	2.1
Avg. Stride Length [m]	6.0	7.6	7.7	7.9	7.9	7.7	8.0	8.1	8.1	8.0	7.4



- [ ] Ranking at each section and finish
- .-.- No data available at this section
- NA No data available



Horse/Jockey Name	Numerian
Final Rank	9
Fastest Section Time (Section)	0:11.49 (600m)
Top Speed [km/h] (Section)	64.9 (2000m)
Race State	Finished



Eagle Farm QLD Professional  
Race 9: HKJC WORLD POOL Q22 - 2200m

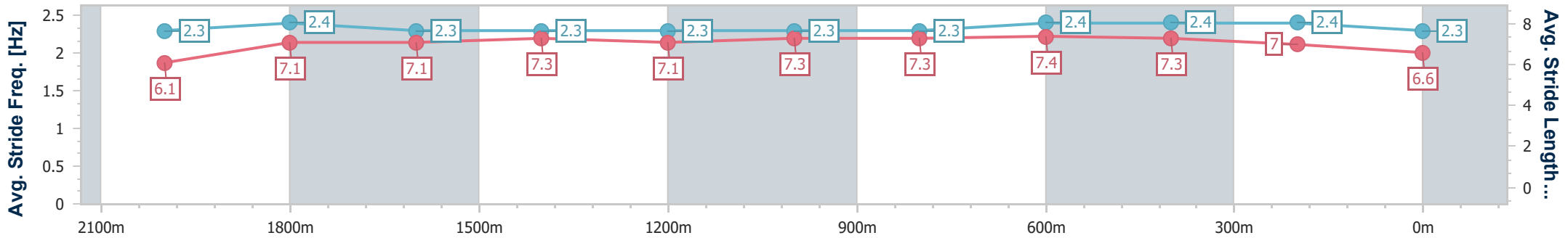
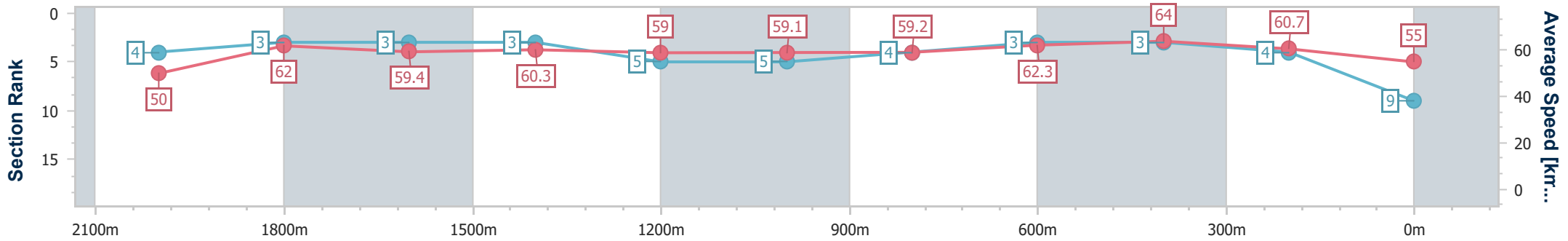
15 June 2024 - 16:33

Track Rating: Good 3, Weather: Fine, Rail Position: +4.5m Entire



BRISBANE RACING CLUB

Section	Overall	2000m	1800m	1600m	1400m	1200m	1000m	800m	600m	400m	200m
Section Times	2:15.73 [9] (0:14.47)	2:01.26 [4] (0:11.68)	1:49.58 [3] (0:12.34)	1:37.24 [3] (0:12.13)	1:25.11 [3] (0:12.25)	1:12.86 [5] (0:12.18)	1:00.68 [5] (0:12.37)	0:48.31 [4] (0:11.84)	0:36.47 [3] (0:11.49)	0:24.98 [3] (0:11.83)	0:13.15 [4] (0:13.15)
Average Speed [km/h]	50.0	62.0	59.4	60.3	59.0	59.1	59.2	62.3	64.0	60.7	55.0
Top Speed [km/h]	63.8	64.9	60.2	61.0	60.2	59.7	60.4	64.3	64.8	62.7	58.3
Avg. Dist. to Rail [m]	5.3	1.6	3.3	4.2	4.1	3.8	3.7	4.8	4.1	9.0	8.7
Avg. Stride Freq. [Hz]	2.3	2.4	2.3	2.3	2.3	2.3	2.3	2.4	2.4	2.4	2.3
Avg. Stride Length [m]	6.1	7.1	7.1	7.3	7.1	7.3	7.3	7.4	7.3	7.0	6.6



- [ ] Ranking at each section and finish
- .-.- No data available at this section
- NA No data available



Horse/Jockey Name	Adelaide River
Final Rank	10
Fastest Section Time (Section)	0:11.52 (600m)
Top Speed [km/h] (Section)	63.8 (600m)
Race State	Finished

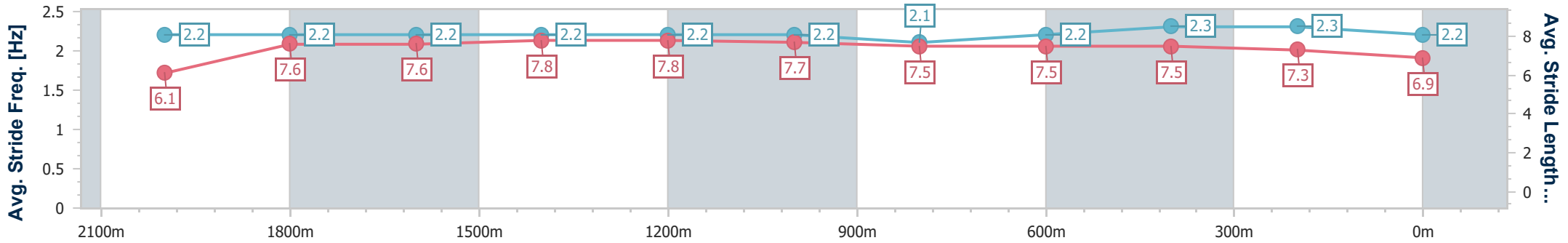
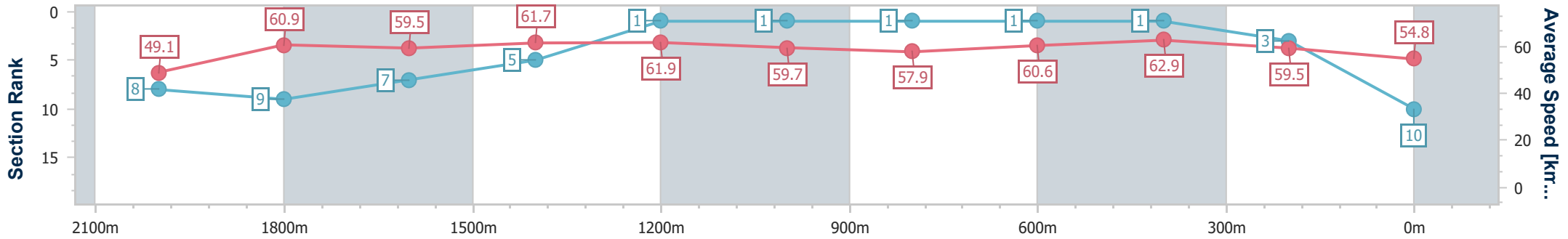


**Eagle Farm QLD Professional**  
**Race 9: HKJC WORLD POOL Q22 - 2200m**  
 15 June 2024 - 16:33  
 Track Rating: Good 3, Weather: Fine, Rail Position: +4.5m Entire



BRISBANE  
RACING CLUB

Section	Overall	2000m	1800m	1600m	1400m	1200m	1000m	800m	600m	400m	200m
Section Times	2:15.82 [10] (0:14.74)	2:01.08 [8] (0:11.83)	1:49.25 [9] (0:12.28)	1:36.97 [7] (0:11.84)	1:25.13 [5] (0:11.67)	1:13.46 [1] (0:12.08)	1:01.38 [1] (0:12.58)	0:48.80 [1] (0:11.94)	0:36.86 [1] (0:11.52)	0:25.34 [1] (0:12.10)	0:13.24 [3] (0:13.24)
Average Speed [km/h]	49.1	60.9	59.5	61.7	61.9	59.7	57.9	60.6	62.9	59.5	54.8
Top Speed [km/h]	63.0	61.7	60.7	63.3	62.6	61.1	59.0	63.5	63.8	61.9	56.9
Avg. Dist. to Rail [m]	3.4	0.9	2.8	3.8	4.3	3.9	2.0	1.7	1.3	4.3	4.8
Avg. Stride Freq. [Hz]	2.2	2.2	2.2	2.2	2.2	2.2	2.1	2.2	2.3	2.3	2.2
Avg. Stride Length [m]	6.1	7.6	7.6	7.8	7.8	7.7	7.5	7.5	7.5	7.3	6.9



- [ ] Ranking at each section and finish
- .-.- No data available at this section
- NA No data available



Horse/Jockey Name	Light Infantry Man
Final Rank	11
Fastest Section Time (Section)	0:11.60 (600m)
Top Speed [km/h] (Section)	63.1 (600m)
Race State	Finished

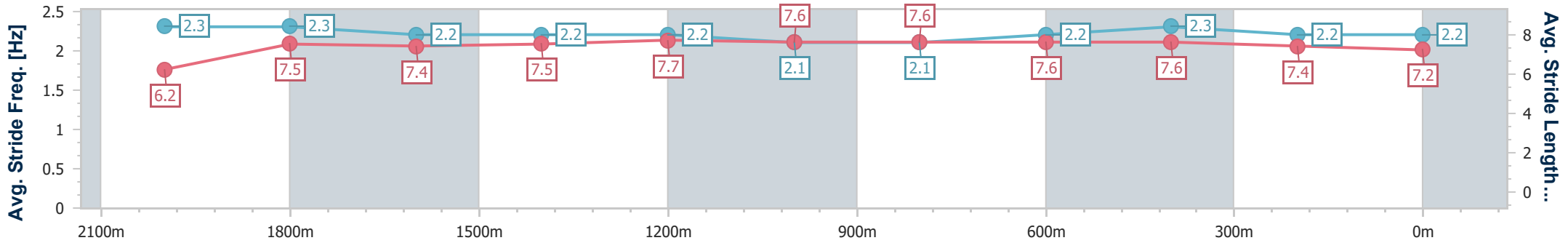
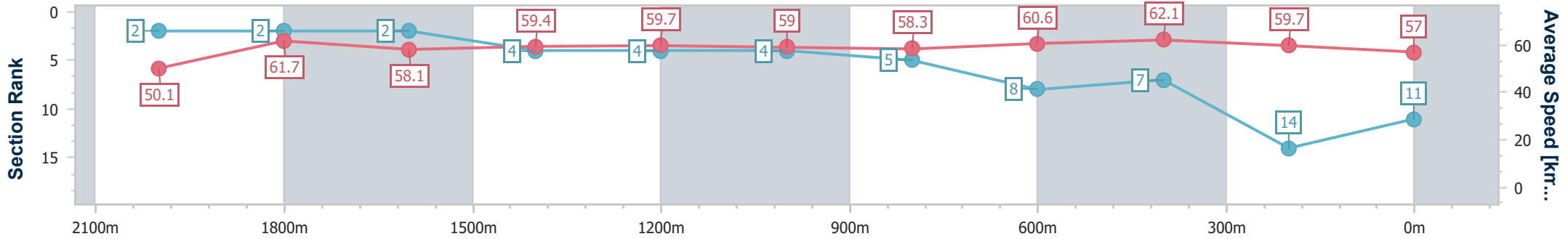


Eagle Farm QLD Professional  
 Race 9: HKJC WORLD POOL Q22 - 2200m  
 15 June 2024 - 16:33  
 Track Rating: Good 3, Weather: Fine, Rail Position: +4.5m Entire



BRISBANE  
RACING CLUB

Section	Overall	2000m	1800m	1600m	1400m	1200m	1000m	800m	600m	400m	200m
Section Times	2:15.82 [11] (0:14.36)	2:01.46 [2] (0:11.65)	1:49.81 [2] (0:12.43)	1:37.38 [2] (0:12.20)	1:25.18 [4] (0:12.09)	1:13.09 [4] (0:12.21)	1:00.88 [4] (0:12.52)	0:48.36 [5] (0:12.00)	0:36.36 [8] (0:11.60)	0:24.76 [7] (0:12.03)	0:12.73 [14] (0:12.73)
Average Speed [km/h]	50.1	61.7	58.1	59.4	59.7	59.0	58.3	60.6	62.1	59.7	57.0
Top Speed [km/h]	62.6	63.1	59.5	60.8	60.8	60.0	59.0	62.9	63.1	61.4	57.9
Avg. Dist. to Rail [m]	3.2	0.5	0.6	2.0	2.1	2.6	2.2	2.1	0.2	0.3	0.8
Avg. Stride Freq. [Hz]	2.3	2.3	2.2	2.2	2.2	2.1	2.1	2.2	2.3	2.2	2.2
Avg. Stride Length [m]	6.2	7.5	7.4	7.5	7.7	7.6	7.6	7.6	7.6	7.4	7.2



- [ ] Ranking at each section and finish
- .-.- No data available at this section
- NA No data available



Horse/Jockey Name	Hezashocka
Final Rank	12
Fastest Section Time (Section)	0:11.57 (600m)
Top Speed [km/h] (Section)	63.4 (600m)
Race State	Finished

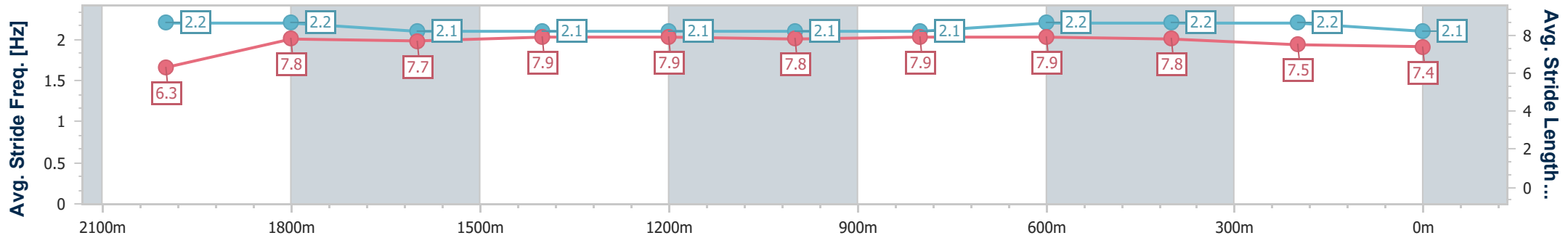
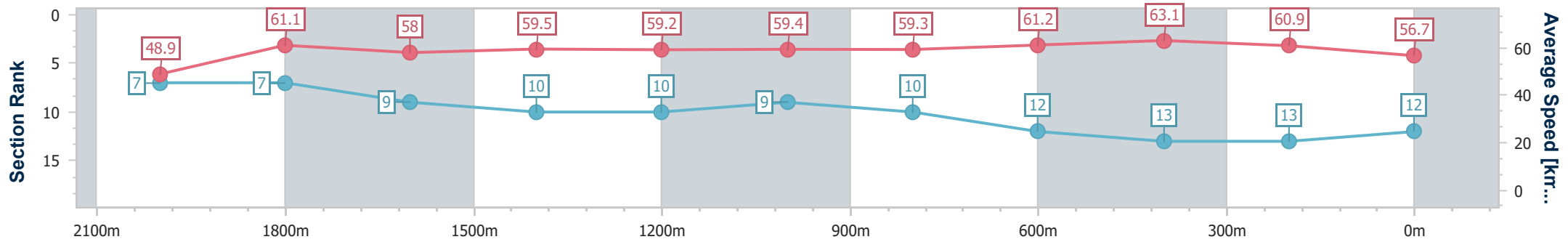


Eagle Farm QLD Professional  
 Race 9: HKJC WORLD POOL Q22 - 2200m  
 15 June 2024 - 16:33  
 Track Rating: Good 3, Weather: Fine, Rail Position: +4.5m Entire



BRISBANE  
RACING CLUB

Section	Overall	2000m	1800m	1600m	1400m	1200m	1000m	800m	600m	400m	200m
Section Times	2:15.87 [12] (0:14.72)	2:01.15 [7] (0:11.75)	1:49.40 [7] (0:12.47)	1:36.93 [9] (0:12.26)	1:24.67 [10] (0:12.16)	1:12.51 [10] (0:12.13)	1:00.38 [9] (0:12.31)	0:48.07 [10] (0:11.90)	0:36.17 [12] (0:11.57)	0:24.60 [13] (0:11.81)	0:12.79 [13] (0:12.79)
Average Speed [km/h]	48.9	61.1	58.0	59.5	59.2	59.4	59.3	61.2	63.1	60.9	56.7
Top Speed [km/h]	61.5	61.9	60.9	60.8	61.0	60.1	60.8	62.3	63.4	62.4	58.5
Avg. Dist. to Rail [m]	1.2	0.8	1.4	2.2	2.4	2.6	2.7	2.8	2.1	5.4	4.9
Avg. Stride Freq. [Hz]	2.2	2.2	2.1	2.1	2.1	2.1	2.1	2.2	2.2	2.2	2.1
Avg. Stride Length [m]	6.3	7.8	7.7	7.9	7.9	7.8	7.9	7.9	7.8	7.5	7.4



- [ ] Ranking at each section and finish
- .-.- No data available at this section
- NA No data available





Horse/Jockey Name	El Bodegon
Final Rank	13
Fastest Section Time (Section)	0:11.55 (600m)
Top Speed [km/h] (Section)	64.2 (600m)
Race State	Finished

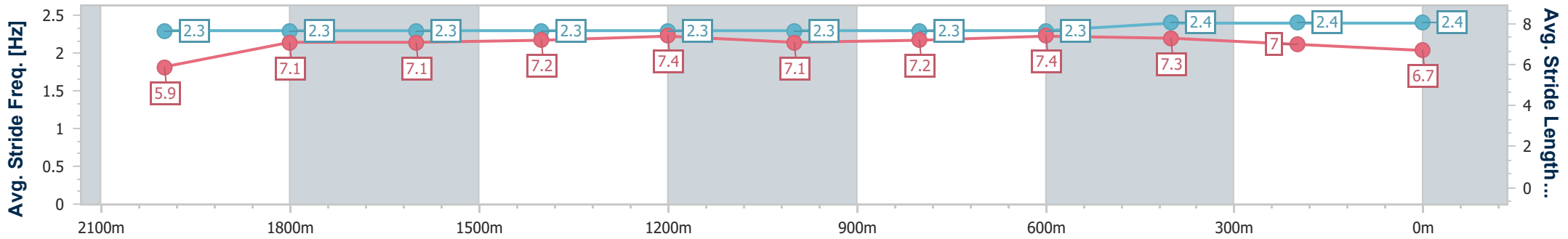
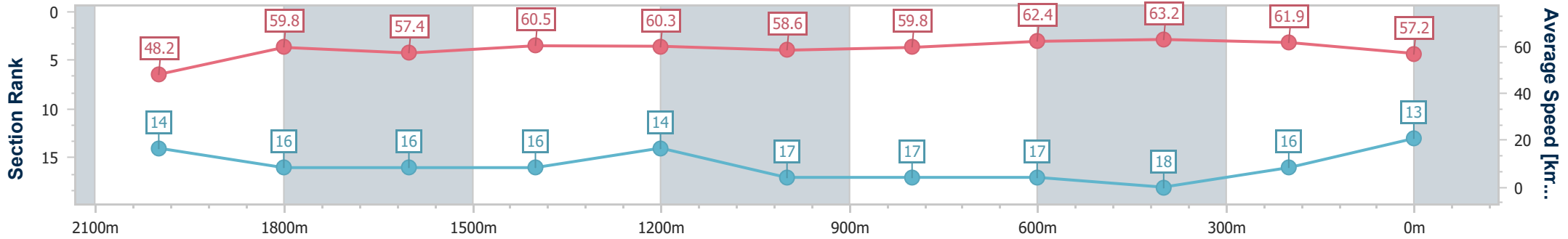


Eagle Farm QLD Professional  
 Race 9: HKJC WORLD POOL Q22 - 2200m  
 15 June 2024 - 16:33  
 Track Rating: Good 3, Weather: Fine, Rail Position: +4.5m Entire



BRISBANE  
RACING CLUB

Section	Overall	2000m	1800m	1600m	1400m	1200m	1000m	800m	600m	400m	200m
Section Times	2:15.89 [13] (0:15.08)	2:00.81 [14] (0:12.10)	1:48.71 [16] (0:12.58)	1:36.13 [16] (0:12.06)	1:24.07 [16] (0:11.99)	1:12.08 [14] (0:12.31)	0:59.77 [17] (0:12.26)	0:47.51 [17] (0:11.68)	0:35.83 [17] (0:11.55)	0:24.28 [18] (0:11.64)	0:12.64 [16] (0:12.64)
Average Speed [km/h]	48.2	59.8	57.4	60.5	60.3	58.6	59.8	62.4	63.2	61.9	57.2
Top Speed [km/h]	61.1	60.6	59.9	61.7	61.9	60.6	62.6	63.4	64.2	63.1	59.5
Avg. Dist. to Rail [m]	7.2	1.0	1.4	2.8	3.9	4.9	3.9	2.6	3.1	12.0	10.9
Avg. Stride Freq. [Hz]	2.3	2.3	2.3	2.3	2.3	2.3	2.3	2.3	2.4	2.4	2.4
Avg. Stride Length [m]	5.9	7.1	7.1	7.2	7.4	7.1	7.2	7.4	7.3	7.0	6.7



- [ ] Ranking at each section and finish
- .-.- No data available at this section
- NA No data available



Horse/Jockey Name	Naval College
Final Rank	14
Fastest Section Time (Section)	0:11.52 (600m)
Top Speed [km/h] (Section)	64.6 (600m)
Race State	Finished



Eagle Farm QLD Professional  
Race 9: HKJC WORLD POOL Q22 - 2200m

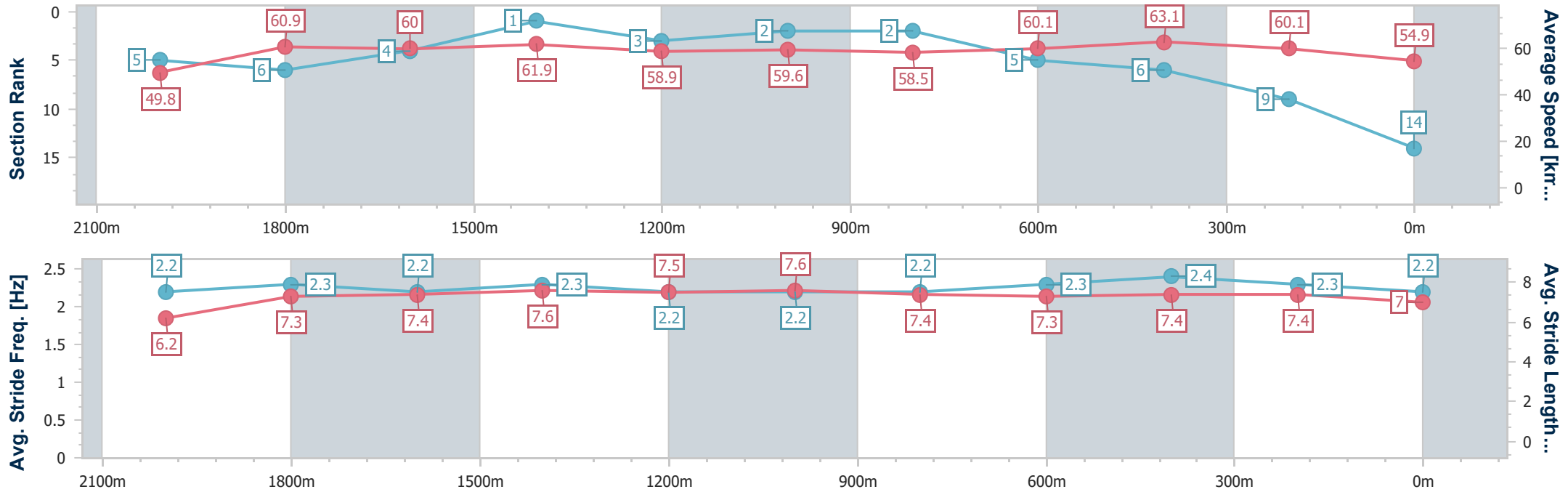
15 June 2024 - 16:33

Track Rating: Good 3, Weather: Fine, Rail Position: +4.5m Entire



BRISBANE  
RACING CLUB

Section	Overall	2000m	1800m	1600m	1400m	1200m	1000m	800m	600m	400m	200m
Section Times	2:16.00 [14] (0:14.51)	2:01.49 [5] (0:11.88)	1:49.61 [6] (0:12.21)	1:37.40 [4] (0:11.80)	1:25.60 [1] (0:12.24)	1:13.36 [3] (0:12.13)	1:01.23 [2] (0:12.50)	0:48.73 [2] (0:12.09)	0:36.64 [5] (0:11.52)	0:25.12 [6] (0:11.97)	0:13.15 [9] (0:13.15)
Average Speed [km/h]	49.8	60.9	60.0	61.9	58.9	59.6	58.5	60.1	63.1	60.1	54.9
Top Speed [km/h]	62.4	62.5	60.5	63.2	60.8	60.2	59.3	63.8	64.6	62.6	57.6
Avg. Dist. to Rail [m]	4.4	1.0	2.9	4.5	3.7	4.1	3.3	2.8	1.6	6.7	7.7
Avg. Stride Freq. [Hz]	2.2	2.3	2.2	2.3	2.2	2.2	2.2	2.3	2.4	2.3	2.2
Avg. Stride Length [m]	6.2	7.3	7.4	7.6	7.5	7.6	7.4	7.3	7.4	7.4	7.0



- [ ] Ranking at each section and finish
- .-.- No data available at this section
- NA No data available



Horse/Jockey Name	Huetor
Final Rank	15
Fastest Section Time (Section)	0:11.57 (600m)
Top Speed [km/h] (Section)	63.5 (400m)
Race State	Finished



Eagle Farm QLD Professional  
Race 9: HKJC WORLD POOL Q22 - 2200m

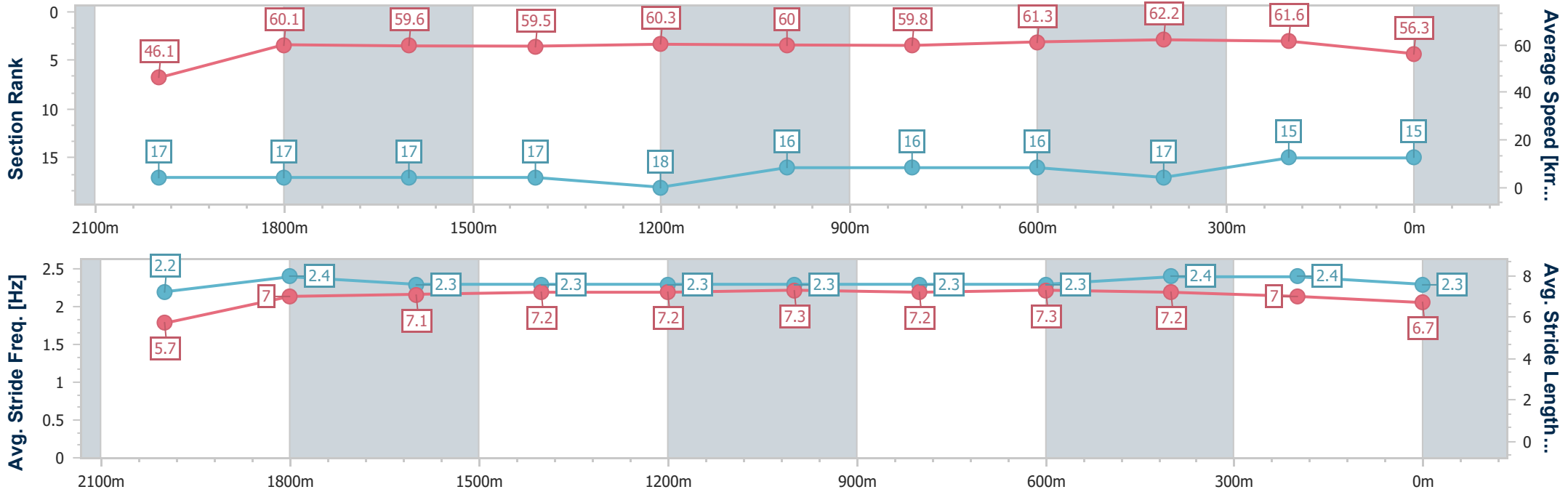
15 June 2024 - 16:33

Track Rating: Good 3, Weather: Fine, Rail Position: +4.5m Entire



BRISBANE RACING CLUB

Section	Overall	2000m	1800m	1600m	1400m	1200m	1000m	800m	600m	400m	200m
Section Times	2:16.10 [15] (0:15.72)	2:00.38 [17] (0:12.03)	1:48.35 [17] (0:12.15)	1:36.20 [17] (0:12.14)	1:24.06 [17] (0:11.95)	1:12.11 [18] (0:12.06)	1:00.05 [16] (0:12.12)	0:47.93 [16] (0:11.83)	0:36.10 [16] (0:11.57)	0:24.53 [17] (0:11.67)	0:12.86 [15] (0:12.86)
Average Speed [km/h]	46.1	60.1	59.6	59.5	60.3	60.0	59.8	61.3	62.2	61.6	56.3
Top Speed [km/h]	60.0	60.6	61.2	60.8	61.8	61.7	61.8	62.4	63.5	63.5	59.6
Avg. Dist. to Rail [m]	8.4	0.6	1.2	1.9	2.2	2.0	1.8	1.0	0.3	2.0	3.5
Avg. Stride Freq. [Hz]	2.2	2.4	2.3	2.3	2.3	2.3	2.3	2.3	2.4	2.4	2.3
Avg. Stride Length [m]	5.7	7.0	7.1	7.2	7.2	7.3	7.2	7.3	7.2	7.0	6.7



- [ ] Ranking at each section and finish
- .-.- No data available at this section
- NA No data available



Horse/Jockey Name	Converge
Final Rank	16
Fastest Section Time (Section)	0:11.45 (600m)
Top Speed [km/h] (Section)	64.6 (600m)
Race State	Finished



Eagle Farm QLD Professional  
Race 9: HKJC WORLD POOL Q22 - 2200m

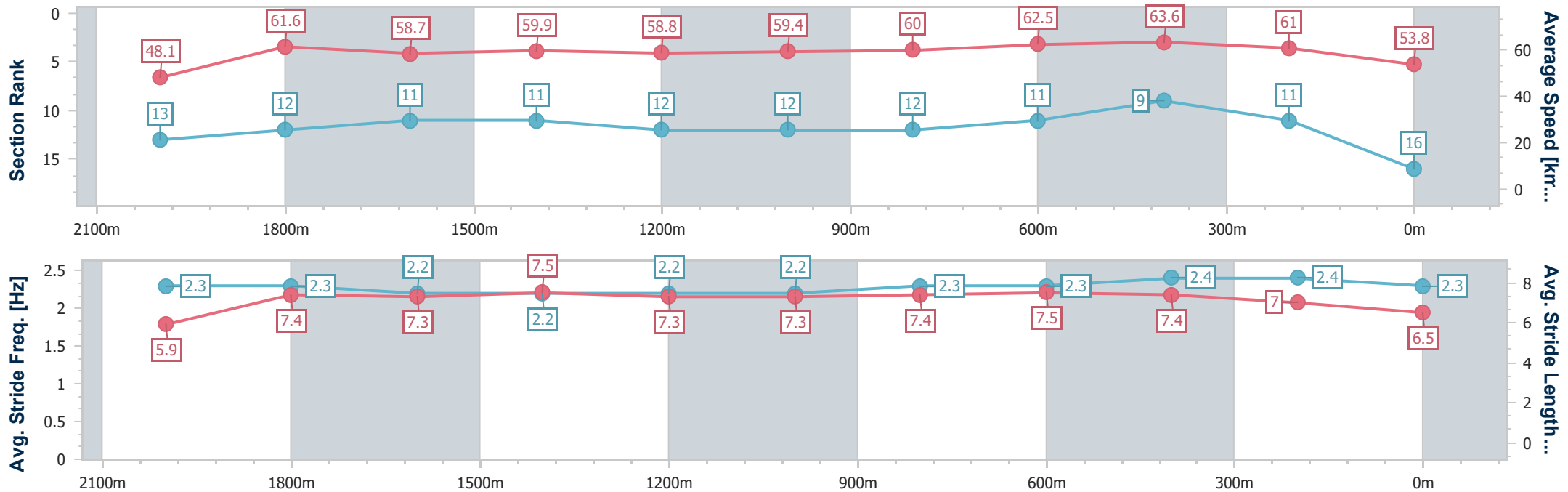
15 June 2024 - 16:33

Track Rating: Good 3, Weather: Fine, Rail Position: +4.5m Entire



BRISBANE  
RACING CLUB

Section	Overall	2000m	1800m	1600m	1400m	1200m	1000m	800m	600m	400m	200m
Section Times	2:16.36 [16] (0:15.05)	2:01.31 [13] (0:11.73)	1:49.58 [12] (0:12.40)	1:37.18 [11] (0:12.12)	1:25.06 [11] (0:12.26)	1:12.80 [12] (0:12.17)	1:00.63 [12] (0:12.21)	0:48.42 [12] (0:11.76)	0:36.66 [11] (0:11.45)	0:25.21 [9] (0:11.80)	0:13.41 [11] (0:13.41)
Average Speed [km/h]	48.1	61.6	58.7	59.9	58.8	59.4	60.0	62.5	63.6	61.0	53.8
Top Speed [km/h]	61.2	62.5	60.5	60.8	61.1	60.2	60.8	63.2	64.6	64.0	57.9
Avg. Dist. to Rail [m]	4.9	0.8	2.4	3.1	3.5	3.8	3.9	3.6	2.3	7.5	9.0
Avg. Stride Freq. [Hz]	2.3	2.3	2.2	2.2	2.2	2.2	2.3	2.3	2.4	2.4	2.3
Avg. Stride Length [m]	5.9	7.4	7.3	7.5	7.3	7.3	7.4	7.5	7.4	7.0	6.5





Horse/Jockey Name	Le Don De Vie
Final Rank	17
Fastest Section Time (Section)	0:11.58 (600m)
Top Speed [km/h] (Section)	63.6 (600m)
Race State	Finished

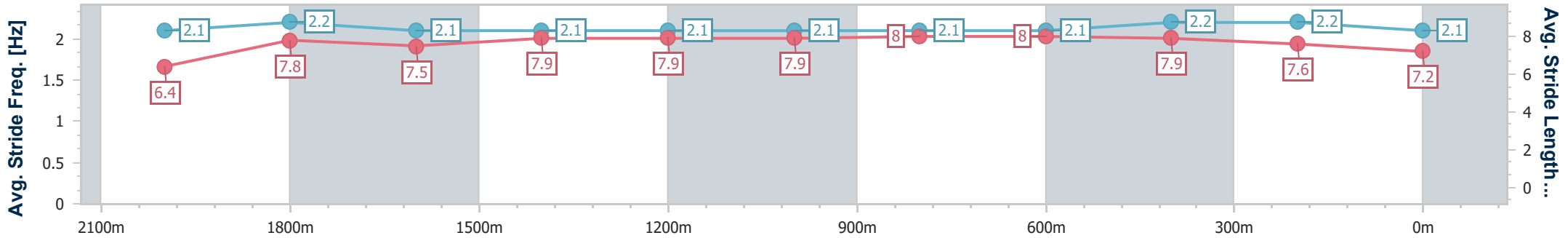
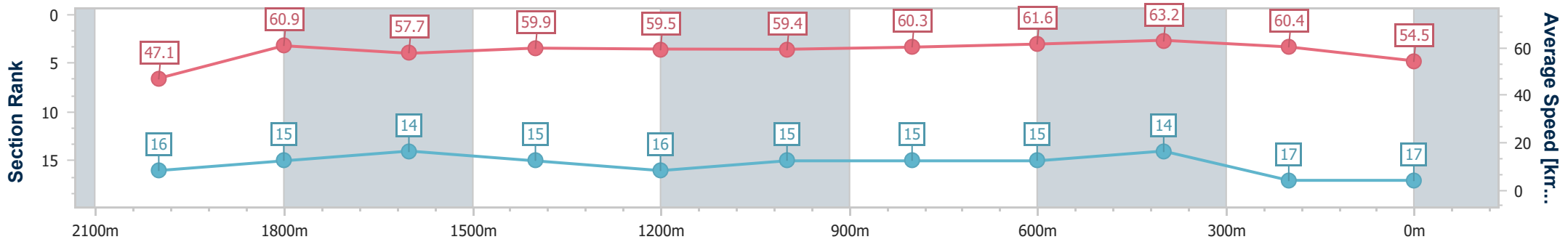


Eagle Farm QLD Professional  
 Race 9: HKJC WORLD POOL Q22 - 2200m  
 15 June 2024 - 16:33  
 Track Rating: Good 3, Weather: Fine, Rail Position: +4.5m Entire



BRISBANE  
RACING CLUB

Section	Overall	2000m	1800m	1600m	1400m	1200m	1000m	800m	600m	400m	200m
Section Times	2:16.66 [17] (0:15.34)	2:01.32 [16] (0:11.77)	1:49.55 [15] (0:12.48)	1:37.07 [14] (0:12.11)	1:24.96 [15] (0:12.16)	1:12.80 [16] (0:12.12)	1:00.68 [15] (0:12.13)	0:48.55 [15] (0:11.81)	0:36.74 [15] (0:11.58)	0:25.16 [14] (0:11.91)	0:13.25 [17] (0:13.25)
Average Speed [km/h]	47.1	60.9	57.7	59.9	59.5	59.4	60.3	61.6	63.2	60.4	54.5
Top Speed [km/h]	61.4	61.5	61.4	61.3	61.1	61.6	62.0	62.9	63.6	63.2	57.8
Avg. Dist. to Rail [m]	8.5	1.3	1.0	1.8	2.3	3.0	2.9	2.4	3.1	10.9	10.7
Avg. Stride Freq. [Hz]	2.1	2.2	2.1	2.1	2.1	2.1	2.1	2.1	2.2	2.2	2.1
Avg. Stride Length [m]	6.4	7.8	7.5	7.9	7.9	7.9	8.0	8.0	7.9	7.6	7.2



- [ ] Ranking at each section and finish
- .-.- No data available at this section
- NA No data available



Horse/Jockey Name	Cleveland
Final Rank	18
Fastest Section Time (Section)	0:11.66 (800m)
Top Speed [km/h] (Section)	64.5 (800m)
Race State	Finished



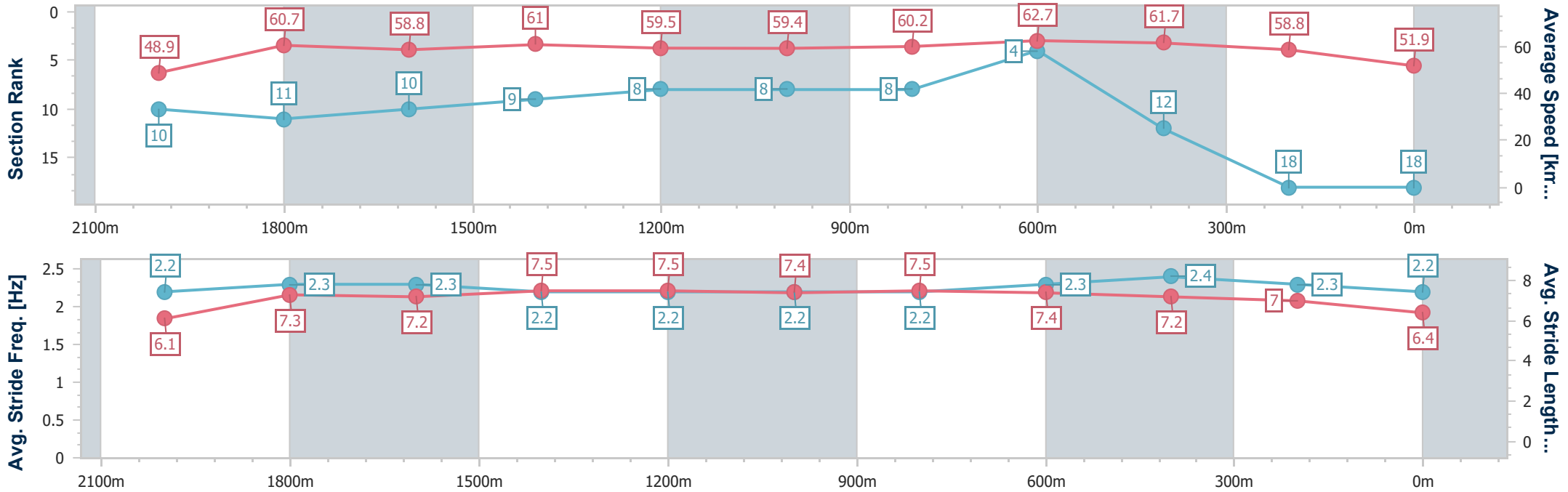
Eagle Farm QLD Professional  
Race 9: HKJC WORLD POOL Q22 - 2200m



15 June 2024 - 16:33  
Track Rating: Good 3, Weather: Fine, Rail Position: +4.5m Entire

BRISBANE RACING CLUB

Section	Overall	2000m	1800m	1600m	1400m	1200m	1000m	800m	600m	400m	200m
Section Times	2:17.33 [18] (0:14.84)	2:02.49 [10] (0:11.92)	1:50.57 [11] (0:12.38)	1:38.19 [10] (0:12.01)	1:26.18 [9] (0:12.15)	1:14.03 [8] (0:12.15)	1:01.88 [8] (0:12.21)	0:49.67 [8] (0:11.66)	0:38.01 [4] (0:11.89)	0:26.12 [12] (0:12.23)	0:13.89 [18] (0:13.89)
Average Speed [km/h]	48.9	60.7	58.8	61.0	59.5	59.4	60.2	62.7	61.7	58.8	51.9
Top Speed [km/h]	60.8	63.2	60.3	62.1	61.6	59.9	61.2	64.5	63.4	60.4	58.3
Avg. Dist. to Rail [m]	6.5	1.3	2.7	3.9	4.3	4.8	4.2	3.9	3.4	9.3	7.8
Avg. Stride Freq. [Hz]	2.2	2.3	2.3	2.2	2.2	2.2	2.2	2.3	2.4	2.3	2.2
Avg. Stride Length [m]	6.1	7.3	7.2	7.5	7.5	7.4	7.5	7.4	7.2	7.0	6.4



- [ ] Ranking at each section and finish
- .-.- No data available at this section
- NA No data available