



# Eagle Farm QLD Professional

## Race 1: SEVEN THE WAYNE WILSON - 1600m

15 June 2024 - 11:44



BRISBANE  
RACING CLUB

Track Rating: Good 4, Weather: Fine, Rail Position: +4.5m Entire

Section		Overall	1400m	1200m	1000m	800m	600m	400m	Last 600m				
Field Times		1:33.95 (0:13.52)	1:20.43 (0:10.91)	1:09.52 (0:11.34)	0:58.18 (0:11.62)	0:46.56 (0:11.53)	0:35.03 (0:11.29)	0:23.74 (0:11.31)	0:35.03				
Rank	TAB Horse/Jockey	Barrier	Top Speed [km/h]	Fastest Section	Distance Travelled [m]								
1	1 <b>FREEDOM RALLY</b> James McDonald	1	66.0 600m	0:11.04 600m	1:33.95 [1] (0:13.67)	1:20.28 [3] (0:11.18)	1:09.10 [3] (0:11.41)	0:57.69 [4] (0:11.62)	0:46.07 [4] (0:11.53)	0:34.54 [4] (0:11.04)	0:23.50 [2] (0:11.32)	0:34.54	
2	4 <b>COASTWATCH</b> Tommy Berry	9	67.6 600m	0:11.02 400m	1:34.07 [2] (0:14.06)	1:20.01 [8] (0:11.42)	1:08.59 [8] (0:11.22)	0:57.37 [8] (0:11.55)	0:45.82 [8] (0:11.38)	0:34.44 [9] (0:11.06)	0:23.38 [6] (0:11.02)	0:34.44	+4
3	5 <b>IKNOWASTAR</b> Tim Clark	4	66.9 1400m	0:10.91 1400m	1:34.08 [3] (0:13.52)	1:20.56 [1] (0:10.91)	1:09.65 [1] (0:11.34)	0:58.31 [1] (0:11.62)	0:46.69 [1] (0:11.53)	0:35.16 [1] (0:11.29)	0:23.87 [1] (0:11.31)	0:35.16	+7
4	10 <b>COTTEE</b> Vlad Duric	8	66.0 Overall	0:11.20 1400m	1:34.26 [4] (0:13.75)	1:20.51 [4] (0:11.20)	1:09.31 [4] (0:11.30)	0:58.01 [3] (0:11.57)	0:46.44 [3] (0:11.62)	0:34.82 [5] (0:11.33)	0:23.49 [7] (0:11.26)	0:34.82	+5
5	3 <b>CHARTERHOUSE</b> Blake Shinn	10	67.3 600m	0:11.05 600m	1:34.36 [5] (0:14.27)	1:20.09 [9] (0:11.23)	1:08.86 [9] (0:11.21)	0:57.65 [9] (0:11.54)	0:46.11 [9] (0:11.32)	0:34.79 [6] (0:11.05)	0:23.74 [5] (0:11.31)	0:34.79	+9
6	8 <b>NEW MANDATE</b> James Orman	3	66.0 1400m	0:11.17 1400m	1:34.85 [6] (0:13.98)	1:20.87 [7] (0:11.17)	1:09.70 [6] (0:11.30)	0:58.40 [7] (0:11.64)	0:46.76 [7] (0:11.50)	0:35.26 [7] (0:11.21)	0:24.05 [8] (0:11.47)	0:35.26	+1
7	7 <b>POISON CHALICE</b> Mark Zahra	5	67.2 800m	0:11.17 1200m	1:34.97 [7] (0:13.87)	1:21.10 [5] (0:11.38)	1:09.72 [7] (0:11.17)	0:58.55 [6] (0:11.66)	0:46.89 [6] (0:11.52)	0:35.37 [8] (0:11.22)	0:24.15 [9] (0:11.51)	0:35.37	+13
8	6 <b>MASTER JAMIE</b> Les Tilley	6	65.9 1400m	0:11.14 1400m	1:35.24 [8] (0:13.52)	1:21.72 [2] (0:11.14)	1:10.58 [2] (0:11.37)	0:59.21 [2] (0:11.58)	0:47.63 [2] (0:11.54)	0:36.09 [2] (0:11.36)	0:24.73 [3] (0:11.76)	0:36.09	+3
9	11 <b>ARTS OBJECT</b> Dylan Gibbons	11	65.6 Overall	0:11.18 1400m	1:35.33 [9] (0:13.94)	1:21.39 [6] (0:11.18)	1:10.21 [5] (0:11.22)	0:58.99 [5] (0:11.60)	0:47.39 [5] (0:11.41)	0:35.98 [3] (0:11.24)	0:24.74 [4] (0:11.66)	0:35.98	+8

Scratched: Star Of India (#2), Deny Knowledge (#9)

[ ] Ranking at each section and finish  
 -:-:- No data available at this section  
 NA No data available

SCN Saddle cloth number  
 DNF Did not finish  
 DNT Did not track



**Eagle Farm QLD Professional**  
**Race 1: SEVEN THE WAYNE WILSON - 1600m**  
**15 June 2024 - 11:44**



Track Rating: Good 4, Weather: Fine, Rail Position: +4.5m Entire

Section				200m				Last 600m	
Field Times				0:12.43 (0:12.43)				0:35.03	
Rank	TAB Horse/Jockey	Barrier	Top Speed [km/h]	Fastest Section	Margin				Distance Travelled [m]
1	1 <b>FREEDOM RALLY</b> James McDonald	1	66.0 600m	0:11.04 600m	0:12.18 [3] (0:12.18)	1:33.95		0:34.54	
2	4 <b>COASTWATCH</b> Tommy Berry	9	67.6 600m	0:11.02 400m	0:12.36 [2] (0:12.36)	0.7L		0:34.44	+4
3	5 <b>IKNOWASTAR</b> Tim Clark	4	66.9 1400m	0:10.91 1400m	0:12.56 [1] (0:12.56)	0.75L		0:35.16	+7
4	10 <b>COTTEE</b> Vlad Duric	8	66.0 Overall	0:11.20 1400m	0:12.23 [5] (0:12.23)	1.79L		0:34.82	+5
5	3 <b>CHARTERHOUSE</b> Blake Shinn	10	67.3 600m	0:11.05 600m	0:12.43 [4] (0:12.43)	2.43L		0:34.79	+9
6	8 <b>NEW MANDATE</b> James Orman	3	66.0 1400m	0:11.17 1400m	0:12.58 [8] (0:12.58)	5.28L		0:35.26	+1
7	7 <b>POISON CHALICE</b> Mark Zahra	5	67.2 800m	0:11.17 1200m	0:12.64 [9] (0:12.64)	5.99L		0:35.37	+13
8	6 <b>MASTER JAMIE</b> Les Tilley	6	65.9 1400m	0:11.14 1400m	0:12.97 [7] (0:12.97)	7.56L		0:36.09	+3
9	11 <b>ARTS OBJECT</b> Dylan Gibbons	11	65.6 Overall	0:11.18 1400m	0:13.08 [6] (0:13.08)	8.13L		0:35.98	+8

Scratched: Star Of India (#2), Deny Knowledge (#9)

[ ] Ranking at each section and finish  
 -:-:- No data available at this section  
 NA No data available

SCN Saddle cloth number  
 DNF Did not finish  
 DNT Did not track



Horse/Jockey Name	Freedom Rally
Final Rank	1
Fastest Section Time (Section)	0:11.04 (600m)
Top Speed [km/h] (Section)	66.0 (600m)
Race State	Finished



Eagle Farm QLD Professional  
Race 1: SEVEN THE WAYNE WILSON - 1600m

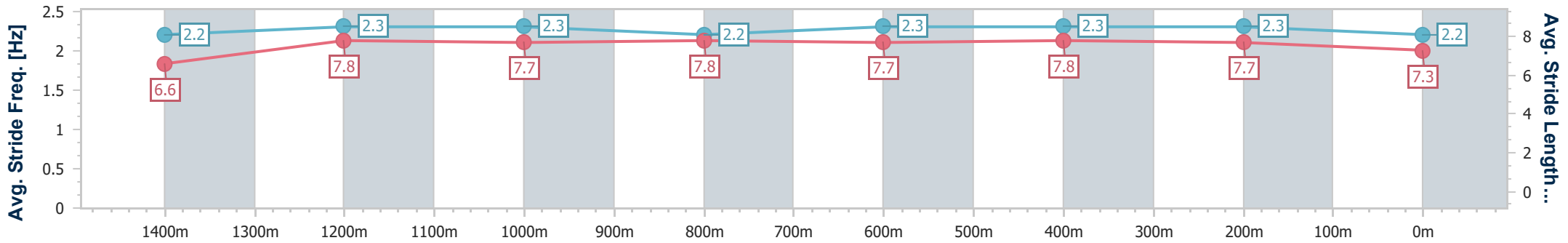
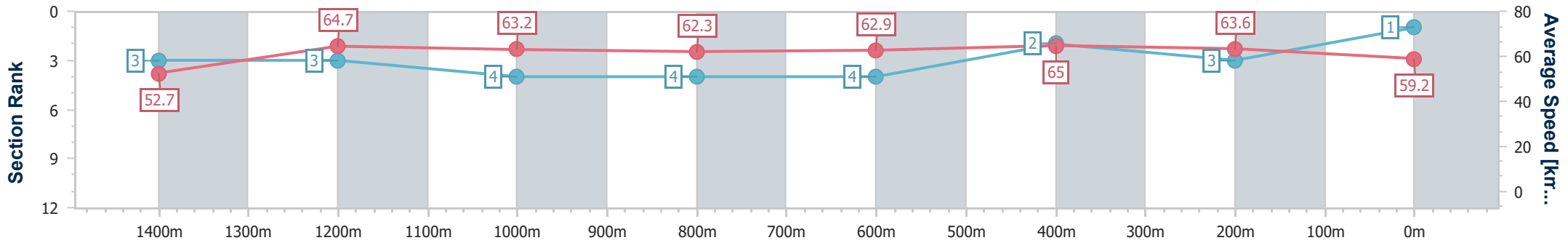
15 June 2024 - 11:44

Track Rating: Good 4, Weather: Fine, Rail Position: +4.5m Entire



BRISBANE RACING CLUB

Section	Overall	1400m	1200m	1000m	800m	600m	400m	200m
Section Times	1:33.95 [1] (0:13.67)	1:20.28 [3] (0:11.18)	1:09.10 [3] (0:11.41)	0:57.69 [4] (0:11.62)	0:46.07 [4] (0:11.53)	0:34.54 [4] (0:11.04)	0:23.50 [2] (0:11.32)	0:12.18 [3] (0:12.18)
Average Speed [km/h]	52.7	64.7	63.2	62.3	62.9	65.0	63.6	59.2
Top Speed [km/h]	64.0	65.6	64.3	63.3	63.5	66.0	65.2	61.6
Avg. Dist. to Rail [m]	6.7	3.0	2.3	1.5	1.4	0.7	0.8	0.4
Avg. Stride Freq. [Hz]	2.2	2.3	2.3	2.2	2.3	2.3	2.3	2.2
Avg. Stride Length [m]	6.6	7.8	7.7	7.8	7.7	7.8	7.7	7.3



- [ ] Ranking at each section and finish
- .-.- No data available at this section
- NA No data available



Horse/Jockey Name	Coastwatch
Final Rank	2
Fastest Section Time (Section)	0:11.02 (400m)
Top Speed [km/h] (Section)	67.6 (600m)
Race State	Finished



### Eagle Farm QLD Professional

Race 1: SEVEN THE WAYNE WILSON - 1600m

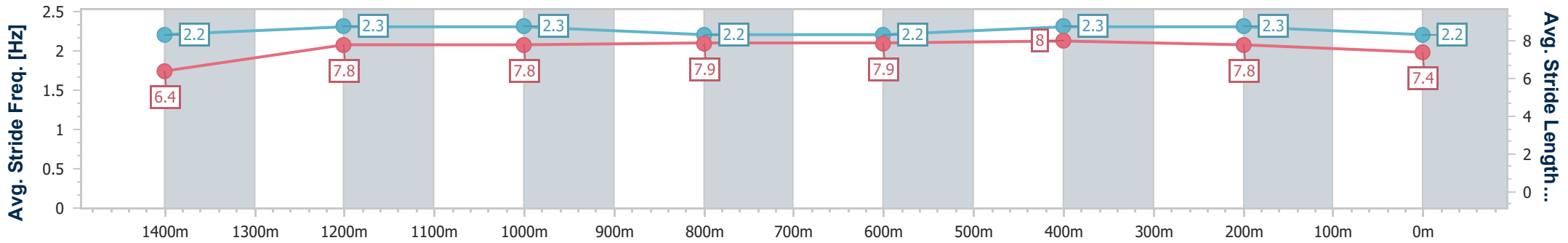
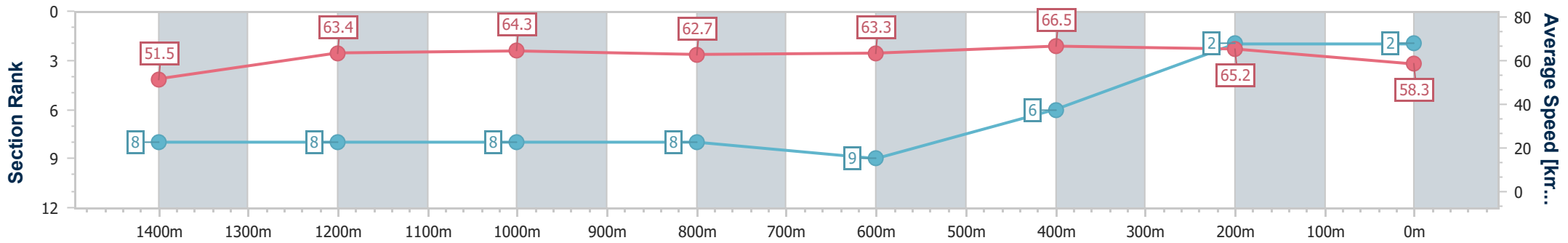
15 June 2024 - 11:44

Track Rating: Good 4, Weather: Fine, Rail Position: +4.5m Entire



BRISBANE RACING CLUB

Section	Overall	1400m	1200m	1000m	800m	600m	400m	200m
Section Times	1:34.07 [2] (0:14.06)	1:20.01 [8] (0:11.42)	1:08.59 [8] (0:11.22)	0:57.37 [8] (0:11.55)	0:45.82 [8] (0:11.38)	0:34.44 [9] (0:11.06)	0:23.38 [6] (0:11.02)	0:12.36 [2] (0:12.36)
Average Speed [km/h]	51.5	63.4	64.3	62.7	63.3	66.5	65.2	58.3
Top Speed [km/h]	65.1	65.1	65.1	64.4	65.0	67.6	67.6	62.3
Avg. Dist. to Rail [m]	10.8	3.5	2.3	1.2	0.9	3.6	5.4	2.9
Avg. Stride Freq. [Hz]	2.2	2.3	2.3	2.2	2.2	2.3	2.3	2.2
Avg. Stride Length [m]	6.4	7.8	7.8	7.9	7.9	8.0	7.8	7.4



- [ ] Ranking at each section and finish
- .-.- No data available at this section
- NA No data available





Horse/Jockey Name	lknowastar
Final Rank	3
Fastest Section Time (Section)	0:10.91 (1400m)
Top Speed [km/h] (Section)	66.9 (1400m)
Race State	Finished



### Eagle Farm QLD Professional

Race 1: SEVEN THE WAYNE WILSON - 1600m

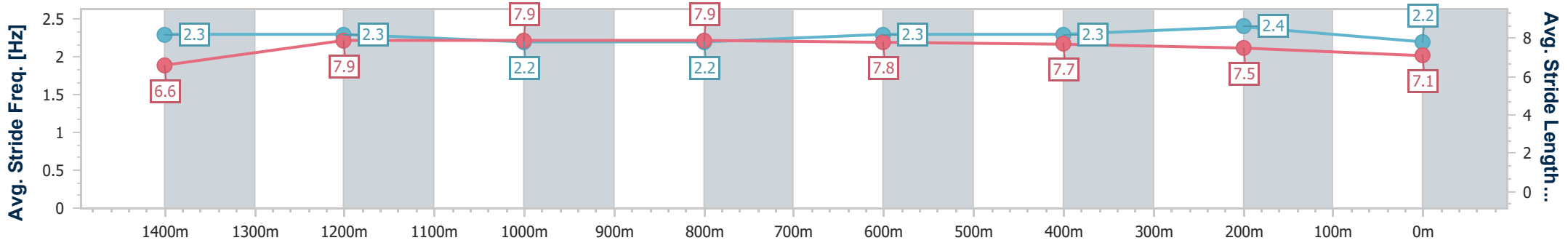
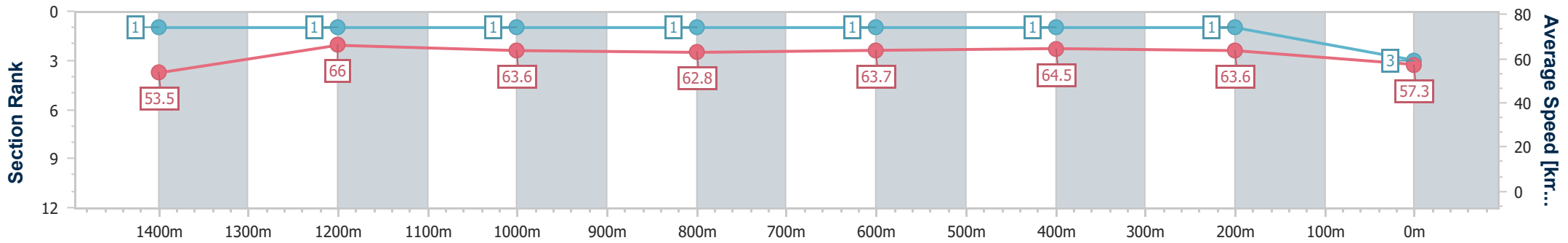
15 June 2024 - 11:44

Track Rating: Good 4, Weather: Fine, Rail Position: +4.5m Entire



BRISBANE RACING CLUB

Section	Overall	1400m	1200m	1000m	800m	600m	400m	200m
Section Times	1:34.08 [3] (0:13.52)	1:20.56 [1] (0:10.91)	1:09.65 [1] (0:11.34)	0:58.31 [1] (0:11.62)	0:46.69 [1] (0:11.53)	0:35.16 [1] (0:11.29)	0:23.87 [1] (0:11.31)	0:12.56 [1] (0:12.56)
Average Speed [km/h]	53.5	66.0	63.6	62.8	63.7	64.5	63.6	57.3
Top Speed [km/h]	65.7	66.9	65.0	63.7	64.1	65.9	66.2	60.8
Avg. Dist. to Rail [m]	7.7	3.2	1.6	2.8	4.3	2.4	1.0	0.6
Avg. Stride Freq. [Hz]	2.3	2.3	2.2	2.2	2.3	2.3	2.4	2.2
Avg. Stride Length [m]	6.6	7.9	7.9	7.9	7.8	7.7	7.5	7.1



- [ ] Ranking at each section and finish
- .-.- No data available at this section
- NA No data available



Horse/Jockey Name	Cottee
Final Rank	4
Fastest Section Time (Section)	0:11.20 (1400m)
Top Speed [km/h] (Section)	66.0 (Overall)
Race State	Finished



Eagle Farm QLD Professional  
Race 1: SEVEN THE WAYNE WILSON - 1600m

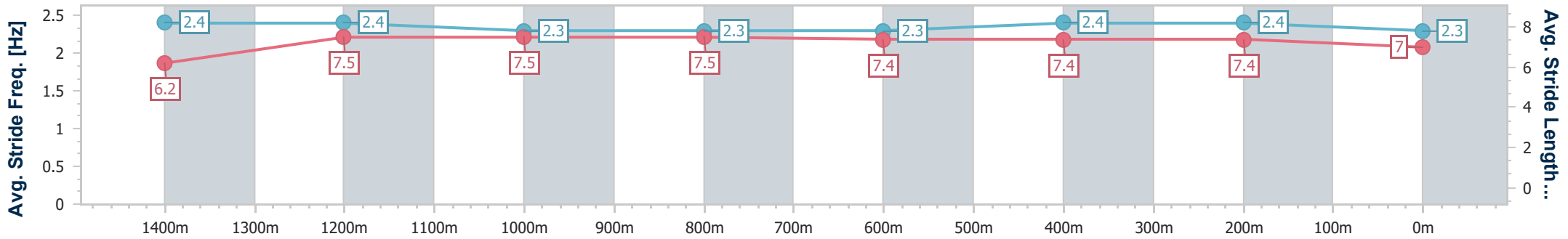
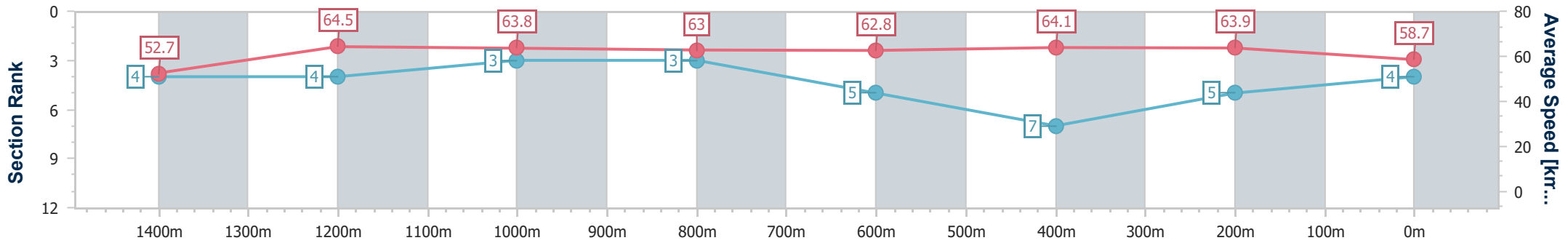
15 June 2024 - 11:44

Track Rating: Good 4, Weather: Fine, Rail Position: +4.5m Entire



BRISBANE RACING CLUB

Section	Overall	1400m	1200m	1000m	800m	600m	400m	200m
Section Times	1:34.26 [4] (0:13.75)	1:20.51 [4] (0:11.20)	1:09.31 [4] (0:11.30)	0:58.01 [3] (0:11.57)	0:46.44 [3] (0:11.62)	0:34.82 [5] (0:11.33)	0:23.49 [7] (0:11.26)	0:12.23 [5] (0:12.23)
Average Speed [km/h]	52.7	64.5	63.8	63.0	62.8	64.1	63.9	58.7
Top Speed [km/h]	66.0	65.8	65.6	63.4	64.3	65.9	65.5	61.7
Avg. Dist. to Rail [m]	10.5	3.0	1.9	2.2	3.2	1.5	1.3	2.0
Avg. Stride Freq. [Hz]	2.4	2.4	2.3	2.3	2.3	2.4	2.4	2.3
Avg. Stride Length [m]	6.2	7.5	7.5	7.5	7.4	7.4	7.4	7.0



- [ ] Ranking at each section and finish
- .-.- No data available at this section
- NA No data available



Horse/Jockey Name	Charterhouse
Final Rank	5
Fastest Section Time (Section)	0:11.05 (600m)
Top Speed [km/h] (Section)	67.3 (600m)
Race State	Finished



Eagle Farm QLD Professional  
Race 1: SEVEN THE WAYNE WILSON - 1600m

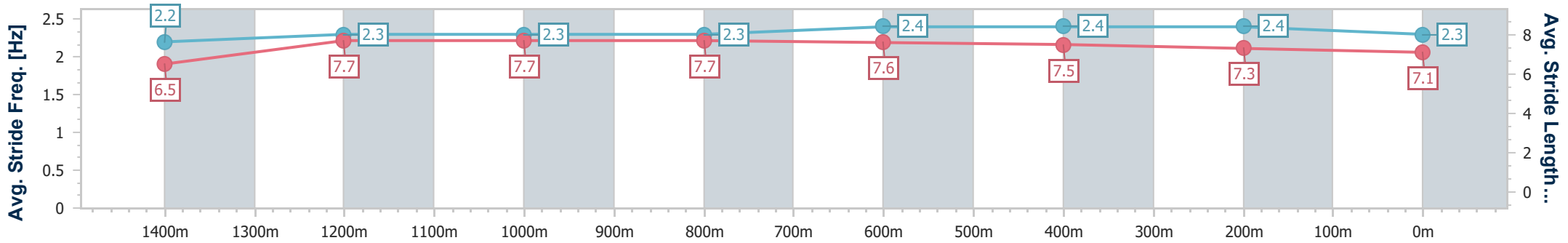
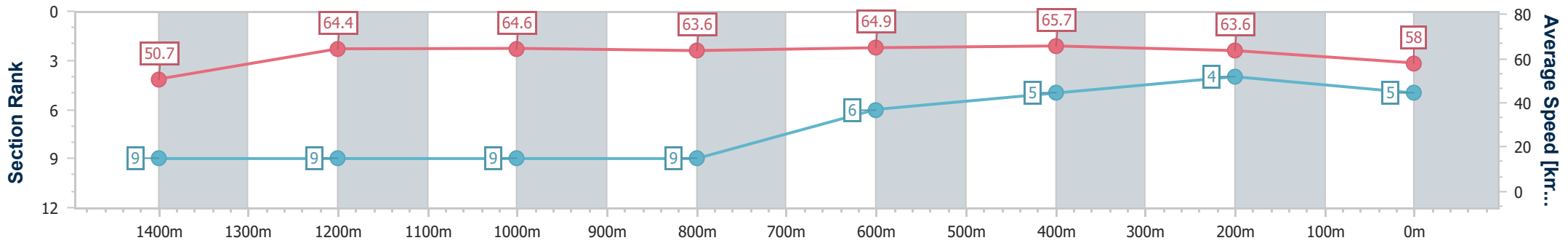
15 June 2024 - 11:44

Track Rating: Good 4, Weather: Fine, Rail Position: +4.5m Entire



BRISBANE RACING CLUB

Section	Overall	1400m	1200m	1000m	800m	600m	400m	200m
Section Times	1:34.36 [5] (0:14.27)	1:20.09 [9] (0:11.23)	1:08.86 [9] (0:11.21)	0:57.65 [9] (0:11.54)	0:46.11 [9] (0:11.32)	0:34.79 [6] (0:11.05)	0:23.74 [5] (0:11.31)	0:12.43 [4] (0:12.43)
Average Speed [km/h]	50.7	64.4	64.6	63.6	64.9	65.7	63.6	58.0
Top Speed [km/h]	65.1	65.1	65.3	64.9	66.8	67.3	65.8	60.9
Avg. Dist. to Rail [m]	11.6	3.2	3.7	3.8	4.6	1.9	2.0	0.9
Avg. Stride Freq. [Hz]	2.2	2.3	2.3	2.3	2.4	2.4	2.4	2.3
Avg. Stride Length [m]	6.5	7.7	7.7	7.7	7.6	7.5	7.3	7.1



- [ ] Ranking at each section and finish
- .-.- No data available at this section
- NA No data available



Horse/Jockey Name	New Mandate
Final Rank	6
Fastest Section Time (Section)	0:11.17 (1400m)
Top Speed [km/h] (Section)	66.0 (1400m)
Race State	Finished



### Eagle Farm QLD Professional

Race 1: SEVEN THE WAYNE WILSON - 1600m

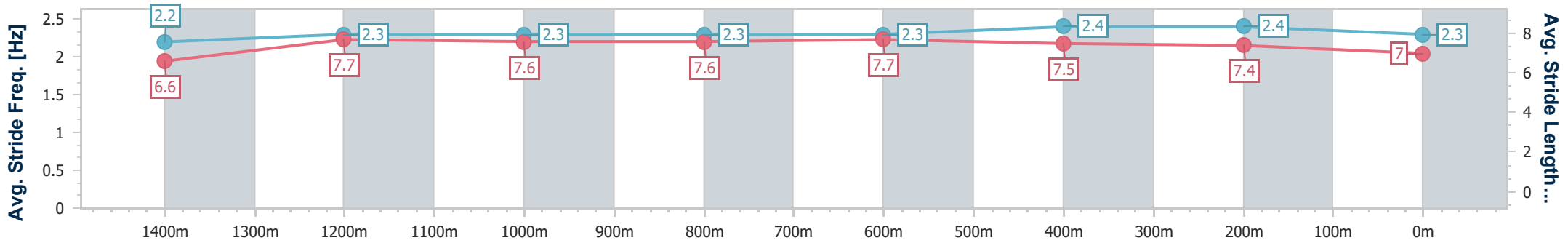
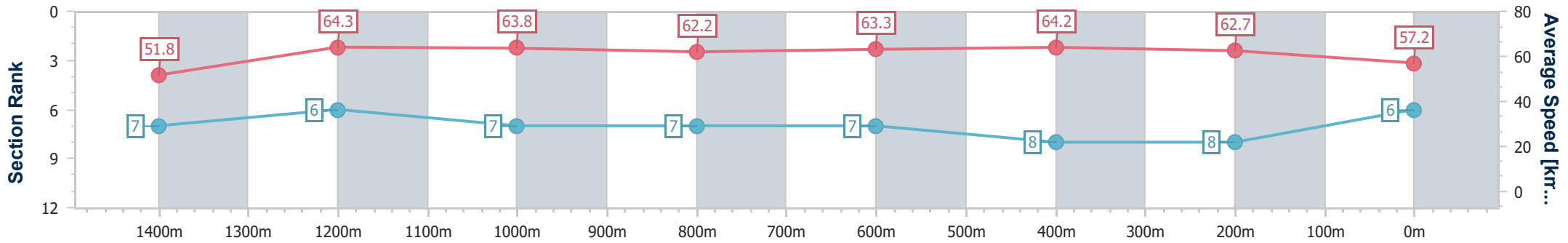
15 June 2024 - 11:44

Track Rating: Good 4, Weather: Fine, Rail Position: +4.5m Entire



BRISBANE RACING CLUB

Section	Overall	1400m	1200m	1000m	800m	600m	400m	200m
Section Times	1:34.85 [6] (0:13.98)	1:20.87 [7] (0:11.17)	1:09.70 [6] (0:11.30)	0:58.40 [7] (0:11.64)	0:46.76 [7] (0:11.50)	0:35.26 [7] (0:11.21)	0:24.05 [8] (0:11.47)	0:12.58 [8] (0:12.58)
Average Speed [km/h]	51.8	64.3	63.8	62.2	63.3	64.2	62.7	57.2
Top Speed [km/h]	65.4	66.0	65.2	64.2	65.8	65.8	64.2	60.1
Avg. Dist. to Rail [m]	6.5	1.2	0.5	1.4	2.6	0.6	1.5	1.8
Avg. Stride Freq. [Hz]	2.2	2.3	2.3	2.3	2.3	2.4	2.4	2.3
Avg. Stride Length [m]	6.6	7.7	7.6	7.6	7.7	7.5	7.4	7.0



- [ ] Ranking at each section and finish
- .-.- No data available at this section
- NA No data available



Horse/Jockey Name	Poison Chalice
Final Rank	7
Fastest Section Time (Section)	0:11.17 (1200m)
Top Speed [km/h] (Section)	67.2 (800m)
Race State	Finished



### Eagle Farm QLD Professional

Race 1: SEVEN THE WAYNE WILSON - 1600m

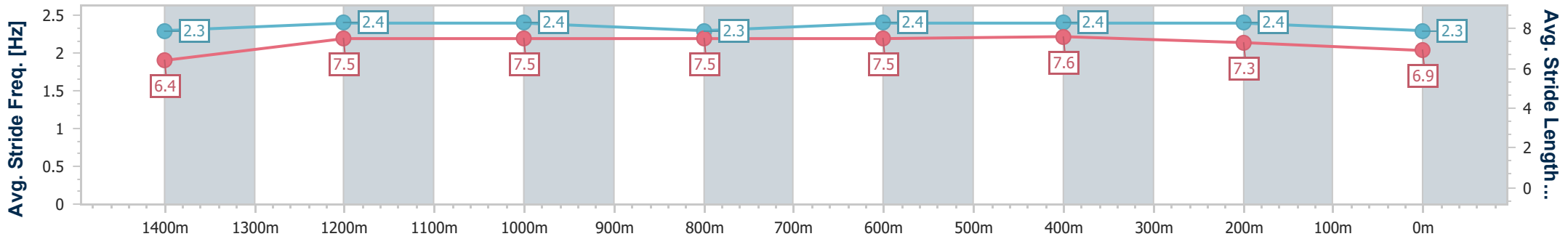
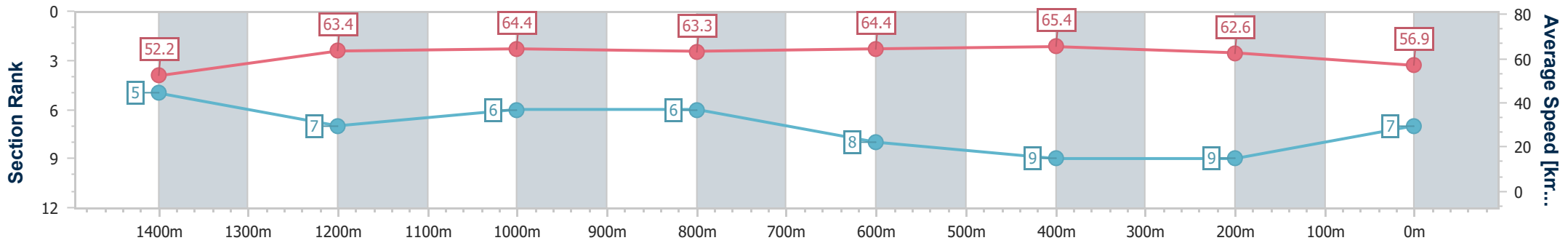
15 June 2024 - 11:44

Track Rating: Good 4, Weather: Fine, Rail Position: +4.5m Entire



BRISBANE RACING CLUB

Section	Overall	1400m	1200m	1000m	800m	600m	400m	200m
Section Times	1:34.97 [7] (0:13.87)	1:21.10 [5] (0:11.38)	1:09.72 [7] (0:11.17)	0:58.55 [6] (0:11.66)	0:46.89 [6] (0:11.52)	0:35.37 [8] (0:11.22)	0:24.15 [9] (0:11.51)	0:12.64 [9] (0:12.64)
Average Speed [km/h]	52.2	63.4	64.4	63.3	64.4	65.4	62.6	56.9
Top Speed [km/h]	64.7	64.3	66.0	63.9	67.2	66.9	64.9	59.9
Avg. Dist. to Rail [m]	8.6	2.9	2.9	5.0	6.5	4.2	8.0	5.8
Avg. Stride Freq. [Hz]	2.3	2.4	2.4	2.3	2.4	2.4	2.4	2.3
Avg. Stride Length [m]	6.4	7.5	7.5	7.5	7.5	7.6	7.3	6.9



- [ ] Ranking at each section and finish
- .-.- No data available at this section
- NA No data available



Horse/Jockey Name	Master Jamie
Final Rank	8
Fastest Section Time (Section)	0:11.14 (1400m)
Top Speed [km/h] (Section)	65.9 (1400m)
Race State	Finished



### Eagle Farm QLD Professional

Race 1: SEVEN THE WAYNE WILSON - 1600m

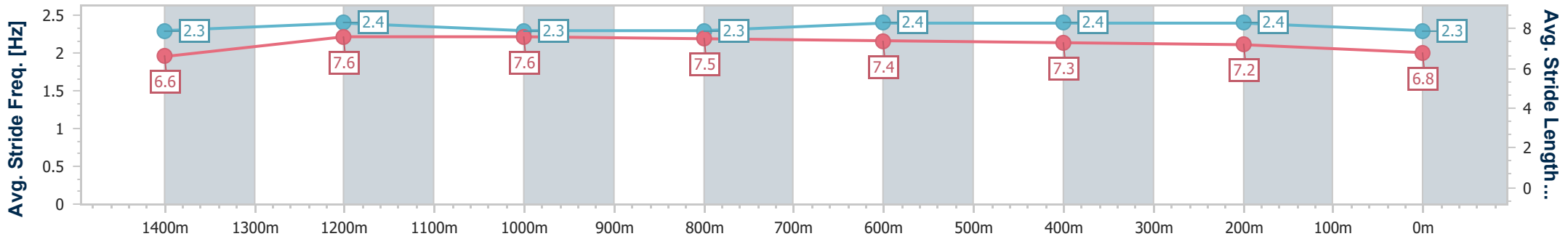
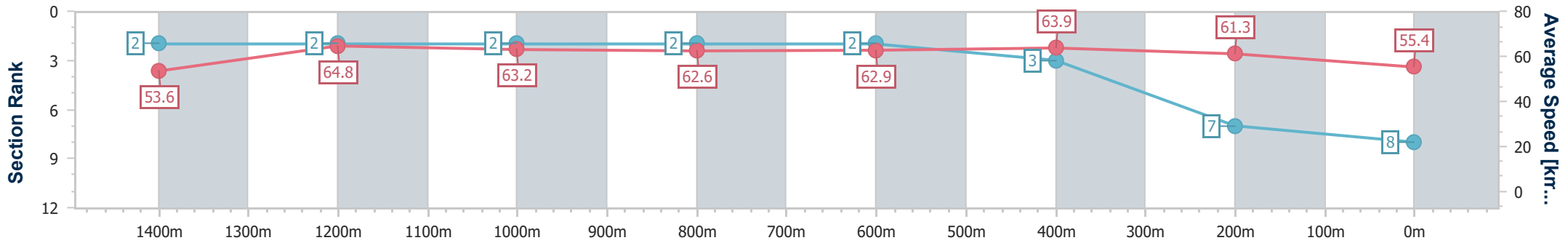
15 June 2024 - 11:44

Track Rating: Good 4, Weather: Fine, Rail Position: +4.5m Entire



BRISBANE RACING CLUB

Section	Overall	1400m	1200m	1000m	800m	600m	400m	200m
Section Times	1:35.24 [8] (0:13.52)	1:21.72 [2] (0:11.14)	1:10.58 [2] (0:11.37)	0:59.21 [2] (0:11.58)	0:47.63 [2] (0:11.54)	0:36.09 [2] (0:11.36)	0:24.73 [3] (0:11.76)	0:12.97 [7] (0:12.97)
Average Speed [km/h]	53.6	64.8	63.2	62.6	62.9	63.9	61.3	55.4
Top Speed [km/h]	65.9	65.9	64.3	63.3	64.3	64.3	63.8	58.5
Avg. Dist. to Rail [m]	10.3	4.5	2.7	1.6	1.7	1.2	3.3	2.7
Avg. Stride Freq. [Hz]	2.3	2.4	2.3	2.3	2.4	2.4	2.4	2.3
Avg. Stride Length [m]	6.6	7.6	7.6	7.5	7.4	7.3	7.2	6.8



- [ ] Ranking at each section and finish
- .-.- No data available at this section
- NA No data available



Horse/Jockey Name	Arts Object
Final Rank	9
Fastest Section Time (Section)	0:11.18 (1400m)
Top Speed [km/h] (Section)	65.6 (Overall)
Race State	Finished



Eagle Farm QLD Professional  
Race 1: SEVEN THE WAYNE WILSON - 1600m

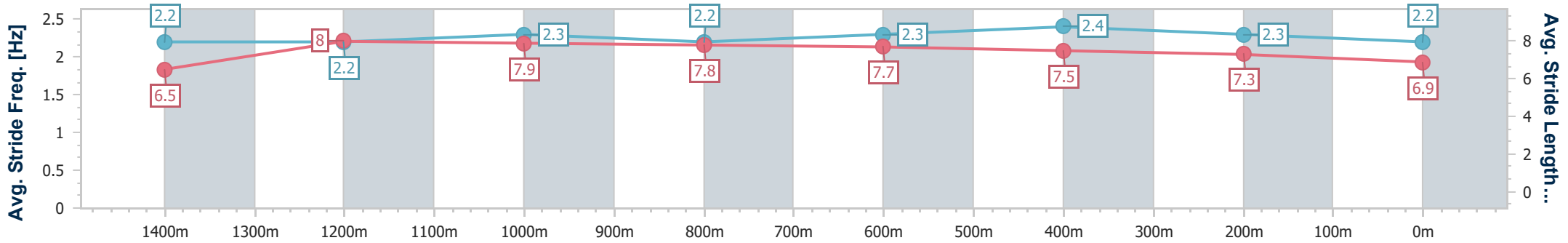
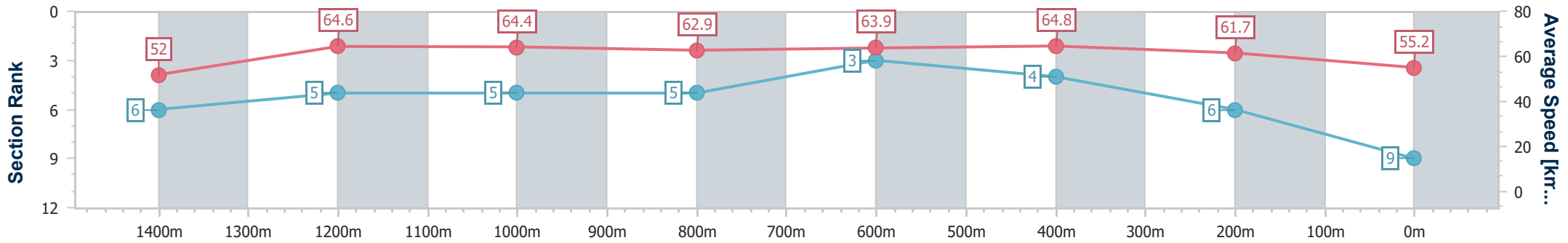
15 June 2024 - 11:44

Track Rating: Good 4, Weather: Fine, Rail Position: +4.5m Entire



BRISBANE RACING CLUB

Section	Overall	1400m	1200m	1000m	800m	600m	400m	200m
Section Times	1:35.33 [9] (0:13.94)	1:21.39 [6] (0:11.18)	1:10.21 [5] (0:11.22)	0:58.99 [5] (0:11.60)	0:47.39 [5] (0:11.41)	0:35.98 [3] (0:11.24)	0:24.74 [4] (0:11.66)	0:13.08 [6] (0:13.08)
Average Speed [km/h]	52.0	64.6	64.4	62.9	63.9	64.8	61.7	55.2
Top Speed [km/h]	65.6	65.5	65.5	64.4	64.9	65.5	64.6	58.4
Avg. Dist. to Rail [m]	12.7	5.1	4.1	3.0	2.7	2.3	2.9	2.3
Avg. Stride Freq. [Hz]	2.2	2.2	2.3	2.2	2.3	2.4	2.3	2.2
Avg. Stride Length [m]	6.5	8.0	7.9	7.8	7.7	7.5	7.3	6.9



- [ ] Ranking at each section and finish
- .-.- No data available at this section
- NA No data available



# Eagle Farm QLD Professional

## Race 2: MAKER'S MARK HINKLER HANDICAP - 1200m

15 June 2024 - 12:20



BRISBANE  
RACING CLUB

Track Rating: Good 4, Weather: Fine, Rail Position: +4.5m Entire

Section												Last 600m		
Field Times		Overall	1000m	800m	600m	400m	200m						0:34.16	
		1:09.66 (0:13.19)	0:56.47 (0:11.12)	0:45.35 (0:11.19)	0:34.16 (0:11.20)	0:22.96 (0:10.98)	0:11.98 (0:11.98)							
Rank	TAB	Horse/Jockey	Barrier	Top Speed [km/h]	Fastest Section							Margin	Distance Travelled [m]	
1	13	<b>WILLINGA BEAST</b> Craig Williams	9	69.5 1000m	0:10.98 400m	1:09.66 [1] (0:13.19)	0:56.47 [2] (0:11.12)	0:45.35 [1] (0:11.19)	0:34.16 [1] (0:11.20)	0:22.96 [1] (0:10.98)	0:11.98 [1] (0:11.98)	1:09.66	0:34.16	
2	5	<b>PEREILLE</b> James McDonald	11	68.1 600m	0:10.79 400m	1:09.77 [2] (0:13.83)	0:55.94 [9] (0:11.17)	0:44.77 [9] (0:11.41)	0:33.36 [9] (0:11.02)	0:22.34 [8] (0:10.79)	0:11.55 [10] (0:11.55)	0.65L	0:33.36	-3
3	10	<b>MIDNIGHT IN TOKYO</b> Damien Thornton	12	69.5 400m	0:10.68 400m	1:09.79 [3] (0:13.84)	0:55.95 [10] (0:11.26)	0:44.69 [11] (0:11.35)	0:33.34 [10] (0:11.00)	0:22.34 [10] (0:10.68)	0:11.66 [9] (0:11.66)	0.77L	0:33.34	-1
4	3	<b>MISHANI SNIPER</b> Vlad Duric	3	67.6 400m	0:10.89 400m	1:09.79 [4] (0:13.48)	0:56.31 [5] (0:11.22)	0:45.09 [5] (0:11.24)	0:33.85 [4] (0:11.06)	0:22.79 [4] (0:10.89)	0:11.90 [3] (0:11.90)	0.78L	0:33.85	-6
5	14	<b>NASHIRA</b> Michael Dee	13	69.8 400m	0:10.65 400m	1:09.81 [5] (0:13.74)	0:56.07 [8] (0:11.17)	0:44.90 [8] (0:11.38)	0:33.52 [8] (0:11.14)	0:22.38 [9] (0:10.65)	0:11.73 [7] (0:11.73)	0.87L	0:33.52	+2
6	8	<b>MISS HELLFIRE</b> Jason Collett	2	67.7 Overall	0:10.83 400m	1:09.87 [6] (0:13.46)	0:56.41 [4] (0:11.20)	0:45.21 [4] (0:11.26)	0:33.95 [3] (0:11.22)	0:22.73 [6] (0:10.83)	0:11.90 [4] (0:11.90)	1.22L	0:33.95	-6
7	6	<b>GO WANDJI</b> Ron Stewart	8	68.2 400m	0:10.80 400m	1:09.91 [7] (0:14.09)	0:55.82 [12] (0:11.13)	0:44.69 [12] (0:11.37)	0:33.32 [12] (0:10.89)	0:22.43 [11] (0:10.80)	0:11.63 [11] (0:11.63)	1.48L	0:33.32	-5
8	4	<b>EF TROOP</b> Tim Clark	5	68.5 600m	0:10.93 400m	1:09.91 [8] (0:13.42)	0:56.49 [3] (0:11.20)	0:45.29 [3] (0:11.33)	0:33.96 [5] (0:10.94)	0:23.02 [3] (0:10.93)	0:12.09 [2] (0:12.09)	1.49L	0:33.96	-2
9	7	<b>DALAALAAT</b> Tyler Schiller	6	67.5 600m	0:10.96 400m	1:10.02 [9] (0:13.52)	0:56.50 [6] (0:11.20)	0:45.30 [6] (0:11.36)	0:33.94 [6] (0:11.01)	0:22.93 [5] (0:10.96)	0:11.97 [6] (0:11.97)	2.09L	0:33.94	-2
10	11	<b>ENTERPRISE POMME</b> Dylan Gibbons	10	68.2 400m	0:10.81 400m	1:10.09 [10] (0:13.56)	0:56.53 [7] (0:11.17)	0:45.36 [7] (0:11.39)	0:33.97 [7] (0:11.15)	0:22.82 [7] (0:10.81)	0:12.01 [8] (0:12.01)	2.51L	0:33.97	+0

Scratched: Manhood (#12), Chinny Boom (#2)

[ ] Ranking at each section and finish  
 -:-:- No data available at this section  
 NA No data available

SCN Saddle cloth number  
 DNF Did not finish  
 DNT Did not track





# Eagle Farm QLD Professional

## Race 2: MAKER'S MARK HINKLER HANDICAP - 1200m

15 June 2024 - 12:20



BRISBANE  
RACING CLUB

Track Rating: Good 4, Weather: Fine, Rail Position: +4.5m Entire

Section	Overall	1000m	800m	600m	400m	200m	Last 600m							
Field Times	1:09.66 (0:13.19)	0:56.47 (0:11.12)	0:45.35 (0:11.19)	0:34.16 (0:11.20)	0:22.96 (0:10.98)	0:11.98 (0:11.98)	0:34.16							
Rank	TAB	Horse/Jockey	Barrier	Top Speed [km/h]	Fastest Section				Margin	Distance Travelled [m]				
11	1	IRISH SONGS Jake Bayliss	7	67.8 1000m	0:10.82 400m	1:10.17 [11] (0:13.94)	0:56.23 [11] (0:11.08)	0:45.15 [10] (0:11.51)	0:33.64 [11] (0:11.03)	0:22.61 [12] (0:10.82)	0:11.79 [12] (0:11.79)	2.98L	0:33.64	-5
12	9	MAXIMUM VORTEX Cejay Graham	14	68.0 Overall	0:11.12 1000m	1:10.78 [12] (0:13.19)	0:57.59 [1] (0:11.12)	0:46.47 [2] (0:11.27)	0:35.20 [2] (0:11.15)	0:24.05 [2] (0:11.28)	0:12.77 [5] (0:12.77)	6.62L	0:35.20	-8

Scratched: Manhood (#12), Chинny Boom (#2)



Horse/Jockey Name	Willinga Beast
Final Rank	1
Fastest Section Time (Section)	0:10.98 (400m)
Top Speed [km/h] (Section)	69.5 (1000m)
Race State	Finished



### Eagle Farm QLD Professional

Race 2: MAKER'S MARK HINKLER HANDICAP - 1200m

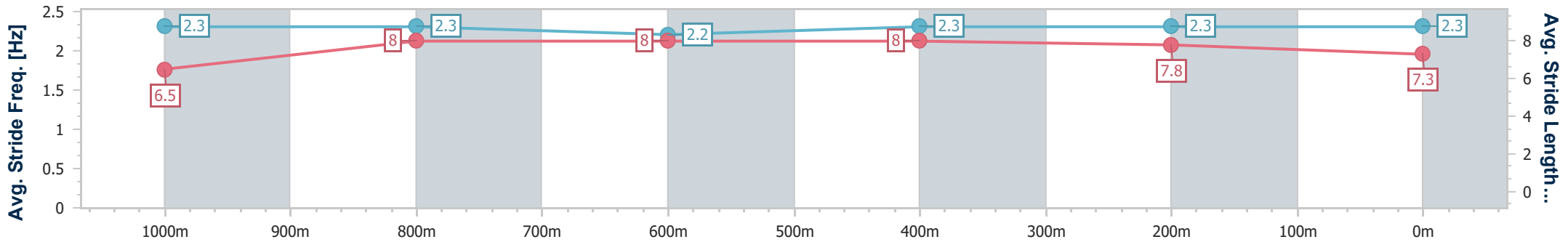
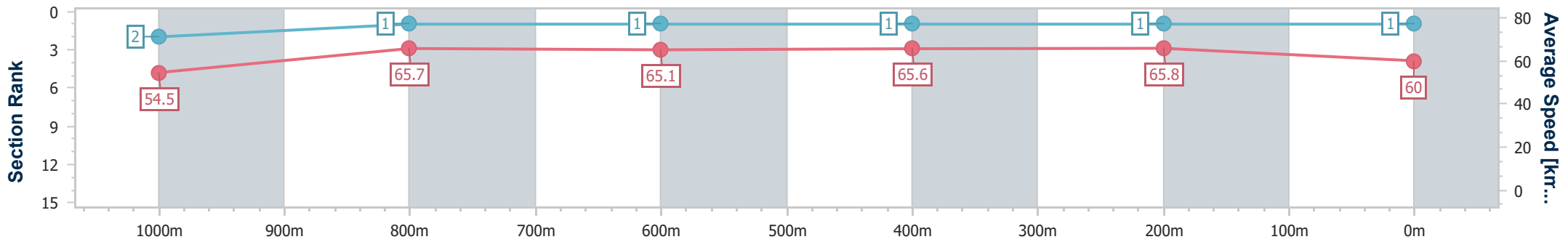
15 June 2024 - 12:20

Track Rating: Good 4, Weather: Fine, Rail Position: +4.5m Entire



BRISBANE RACING CLUB

Section	Overall	1000m	800m	600m	400m	200m
Section Times	1:09.66 [1] (0:13.19)	0:56.47 [2] (0:11.12)	0:45.35 [1] (0:11.19)	0:34.16 [1] (0:11.20)	0:22.96 [1] (0:10.98)	0:11.98 [1] (0:11.98)
Average Speed [km/h]	54.5	65.7	65.1	65.6	65.8	60.0
Top Speed [km/h]	69.1	69.5	66.2	67.2	67.6	63.2
Avg. Dist. to Rail [m]	5.3	3.1	2.6	4.1	1.7	0.3
Avg. Stride Freq. [Hz]	2.3	2.3	2.2	2.3	2.3	2.3
Avg. Stride Length [m]	6.5	8.0	8.0	8.0	7.8	7.3



- [ ] Ranking at each section and finish
- .-.- No data available at this section
- NA No data available



Horse/Jockey Name	Pereille
Final Rank	2
Fastest Section Time (Section)	0:10.79 (400m)
Top Speed [km/h] (Section)	68.1 (600m)
Race State	Finished



### Eagle Farm QLD Professional

Race 2: MAKER'S MARK HINKLER HANDICAP - 1200m

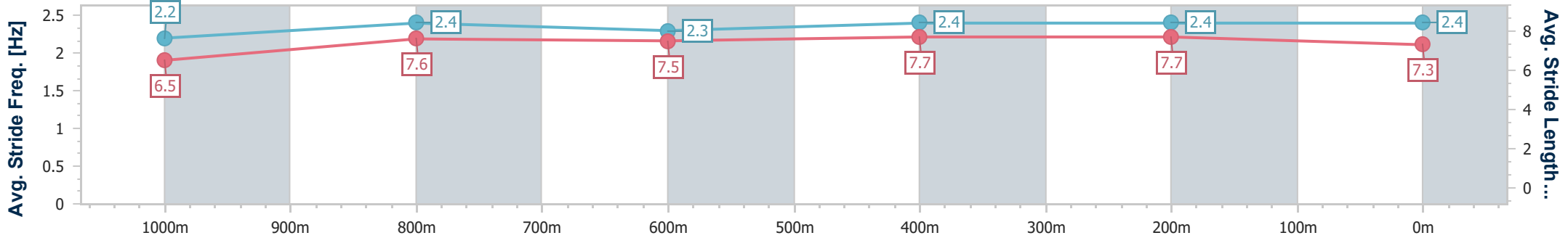
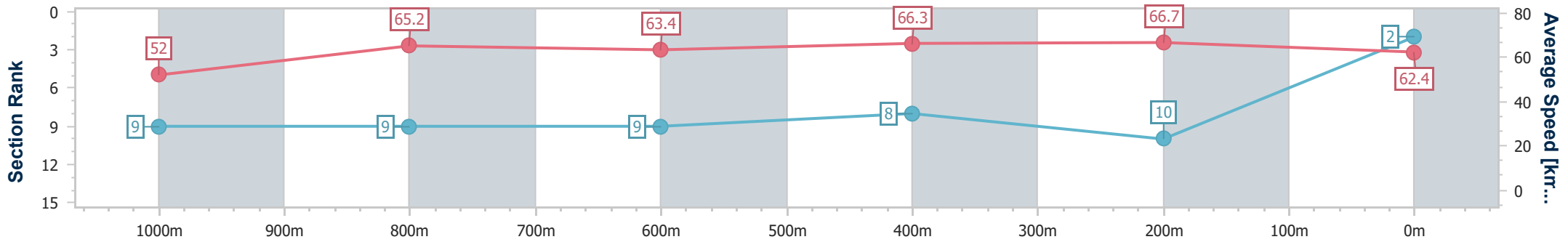
15 June 2024 - 12:20

Track Rating: Good 4, Weather: Fine, Rail Position: +4.5m Entire



BRISBANE RACING CLUB

Section	Overall	1000m	800m	600m	400m	200m
Section Times	1:09.77 [2] (0:13.83)	0:55.94 [9] (0:11.17)	0:44.77 [9] (0:11.41)	0:33.36 [9] (0:11.02)	0:22.34 [8] (0:10.79)	0:11.55 [10] (0:11.55)
Average Speed [km/h]	52.0	65.2	63.4	66.3	66.7	62.4
Top Speed [km/h]	65.2	66.5	64.1	68.1	68.0	64.1
Avg. Dist. to Rail [m]	5.4	1.8	1.5	2.3	2.8	4.7
Avg. Stride Freq. [Hz]	2.2	2.4	2.3	2.4	2.4	2.4
Avg. Stride Length [m]	6.5	7.6	7.5	7.7	7.7	7.3



- [ ] Ranking at each section and finish
- .-.- No data available at this section
- NA No data available



Horse/Jockey Name	Midnight In Tokyo
Final Rank	3
Fastest Section Time (Section)	0:10.68 (400m)
Top Speed [km/h] (Section)	69.5 (400m)
Race State	Finished



Eagle Farm QLD Professional

Race 2: MAKER'S MARK HINKLER HANDICAP - 1200m

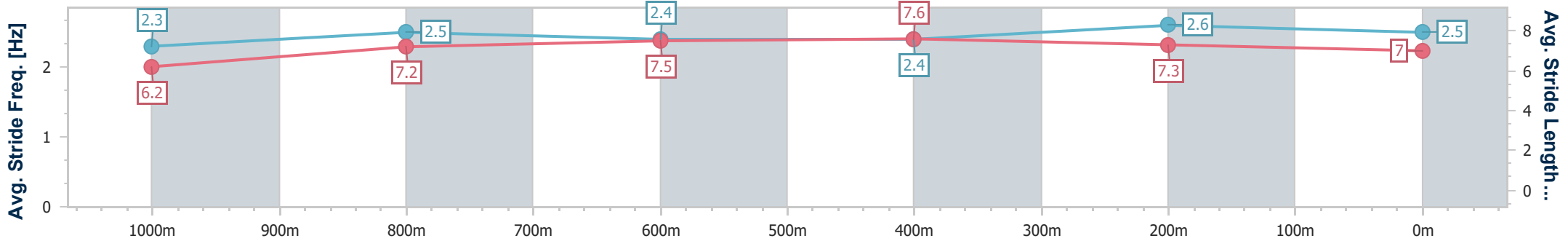
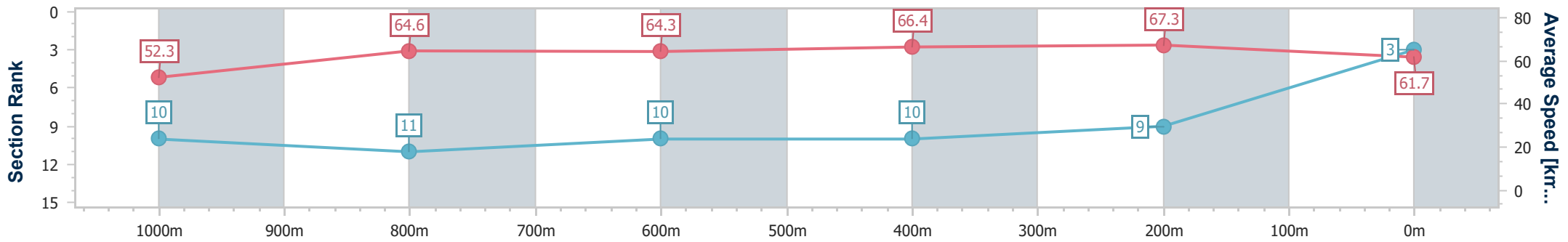
15 June 2024 - 12:20

Track Rating: Good 4, Weather: Fine, Rail Position: +4.5m Entire



BRISBANE RACING CLUB

Section	Overall	1000m	800m	600m	400m	200m
Section Times	1:09.79 [3] (0:13.84)	0:55.95 [10] (0:11.26)	0:44.69 [11] (0:11.35)	0:33.34 [10] (0:11.00)	0:22.34 [10] (0:10.68)	0:11.66 [9] (0:11.66)
Average Speed [km/h]	52.3	64.6	64.3	66.4	67.3	61.7
Top Speed [km/h]	65.3	66.6	65.7	69.1	69.5	66.8
Avg. Dist. to Rail [m]	7.2	3.0	2.0	3.1	4.9	5.5
Avg. Stride Freq. [Hz]	2.3	2.5	2.4	2.4	2.6	2.5
Avg. Stride Length [m]	6.2	7.2	7.5	7.6	7.3	7.0



- [ ] Ranking at each section and finish
- .-.- No data available at this section
- NA No data available



Horse/Jockey Name	Mishani Sniper
Final Rank	4
Fastest Section Time (Section)	0:10.89 (400m)
Top Speed [km/h] (Section)	67.6 (400m)
Race State	Finished



### Eagle Farm QLD Professional

Race 2: MAKER'S MARK HINKLER HANDICAP - 1200m

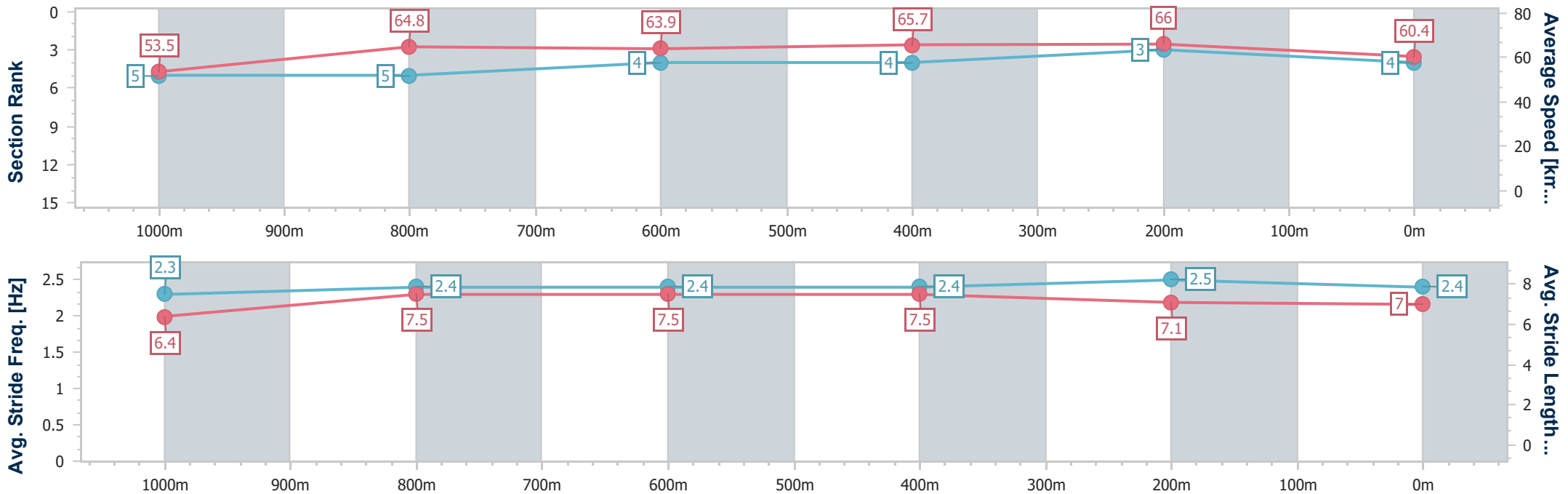
15 June 2024 - 12:20

Track Rating: Good 4, Weather: Fine, Rail Position: +4.5m Entire



BRISBANE RACING CLUB

Section	Overall	1000m	800m	600m	400m	200m
Section Times	1:09.79 [4] (0:13.48)	0:56.31 [5] (0:11.22)	0:45.09 [5] (0:11.24)	0:33.85 [4] (0:11.06)	0:22.79 [4] (0:10.89)	0:11.90 [3] (0:11.90)
Average Speed [km/h]	53.5	64.8	63.9	65.7	66.0	60.4
Top Speed [km/h]	67.2	66.3	65.7	67.4	67.6	64.9
Avg. Dist. to Rail [m]	1.6	1.7	0.6	1.6	2.4	0.9
Avg. Stride Freq. [Hz]	2.3	2.4	2.4	2.4	2.5	2.4
Avg. Stride Length [m]	6.4	7.5	7.5	7.5	7.1	7.0



- [ ] Ranking at each section and finish
- .-.- No data available at this section
- NA No data available



Horse/Jockey Name	Nashira
Final Rank	5
Fastest Section Time (Section)	0:10.65 (400m)
Top Speed [km/h] (Section)	69.8 (400m)
Race State	Finished



### Eagle Farm QLD Professional

Race 2: MAKER'S MARK HINKLER HANDICAP - 1200m

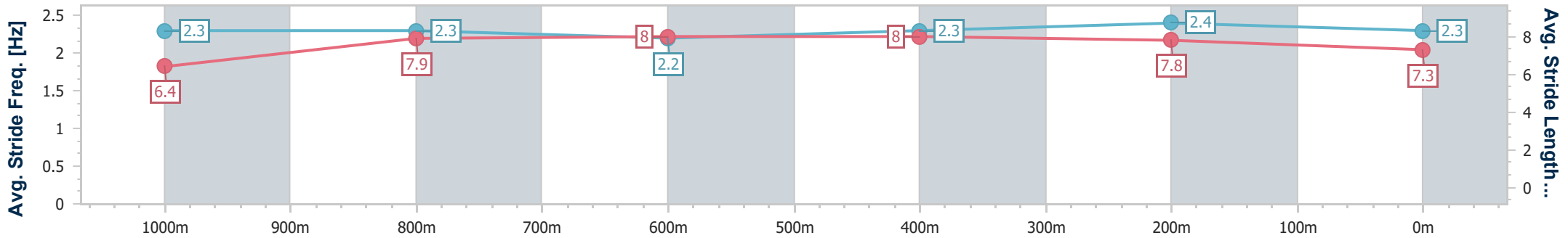
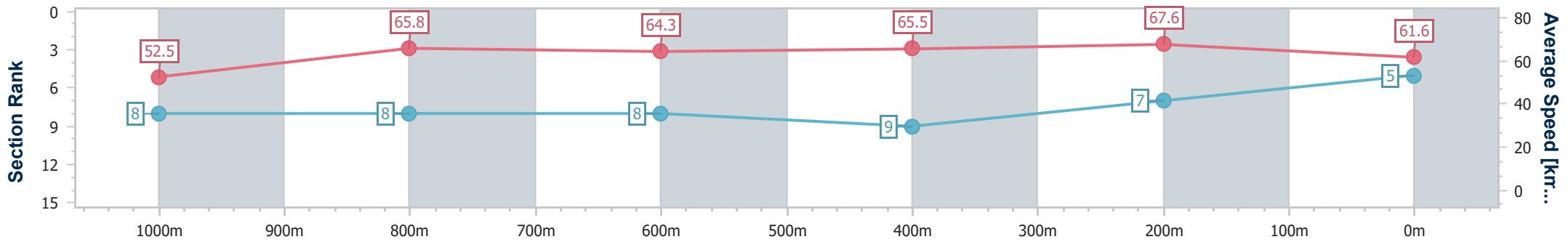
15 June 2024 - 12:20

Track Rating: Good 4, Weather: Fine, Rail Position: +4.5m Entire



BRISBANE RACING CLUB

Section	Overall	1000m	800m	600m	400m	200m
Section Times	1:09.81 [5] (0:13.74)	0:56.07 [8] (0:11.17)	0:44.90 [8] (0:11.38)	0:33.52 [8] (0:11.14)	0:22.38 [9] (0:10.65)	0:11.73 [7] (0:11.73)
Average Speed [km/h]	52.5	65.8	64.3	65.5	67.6	61.6
Top Speed [km/h]	64.8	68.1	64.9	69.0	69.8	64.7
Avg. Dist. to Rail [m]	8.6	4.5	2.8	3.2	2.9	3.5
Avg. Stride Freq. [Hz]	2.3	2.3	2.2	2.3	2.4	2.3
Avg. Stride Length [m]	6.4	7.9	8.0	8.0	7.8	7.3



- [ ] Ranking at each section and finish
- .-.- No data available at this section
- NA No data available



Horse/Jockey Name	Miss Hellfire
Final Rank	6
Fastest Section Time (Section)	0:10.83 (400m)
Top Speed [km/h] (Section)	67.7 (Overall)
Race State	Finished



### Eagle Farm QLD Professional

Race 2: MAKER'S MARK HINKLER HANDICAP - 1200m

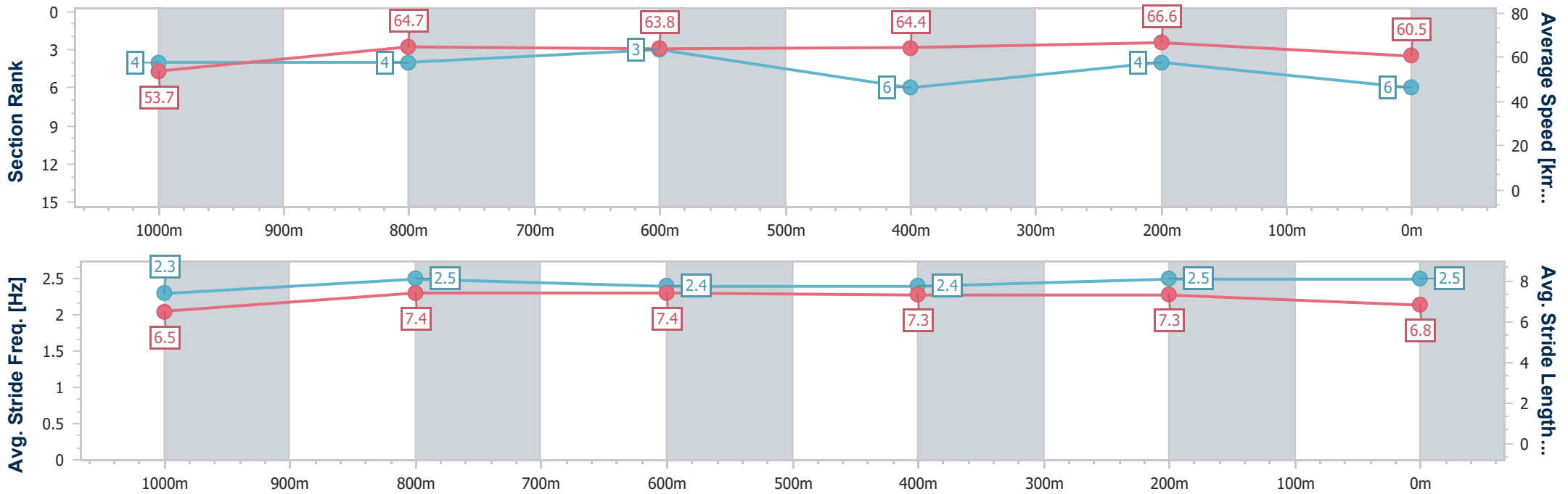
15 June 2024 - 12:20

Track Rating: Good 4, Weather: Fine, Rail Position: +4.5m Entire



BRISBANE RACING CLUB

Section	Overall	1000m	800m	600m	400m	200m
Section Times	1:09.87 [6] (0:13.46)	0:56.41 [4] (0:11.20)	0:45.21 [4] (0:11.26)	0:33.95 [3] (0:11.22)	0:22.73 [6] (0:10.83)	0:11.90 [4] (0:11.90)
Average Speed [km/h]	53.7	64.7	63.8	64.4	66.6	60.5
Top Speed [km/h]	67.7	66.2	65.4	66.6	67.3	64.8
Avg. Dist. to Rail [m]	0.9	1.4	0.4	1.1	1.1	1.0
Avg. Stride Freq. [Hz]	2.3	2.5	2.4	2.4	2.5	2.5
Avg. Stride Length [m]	6.5	7.4	7.4	7.3	7.3	6.8



- [ ] Ranking at each section and finish
- .-.- No data available at this section
- NA No data available



Horse/Jockey Name	Go Wandji
Final Rank	7
Fastest Section Time (Section)	0:10.80 (400m)
Top Speed [km/h] (Section)	68.2 (400m)
Race State	Finished



### Eagle Farm QLD Professional

Race 2: MAKER'S MARK HINKLER HANDICAP - 1200m

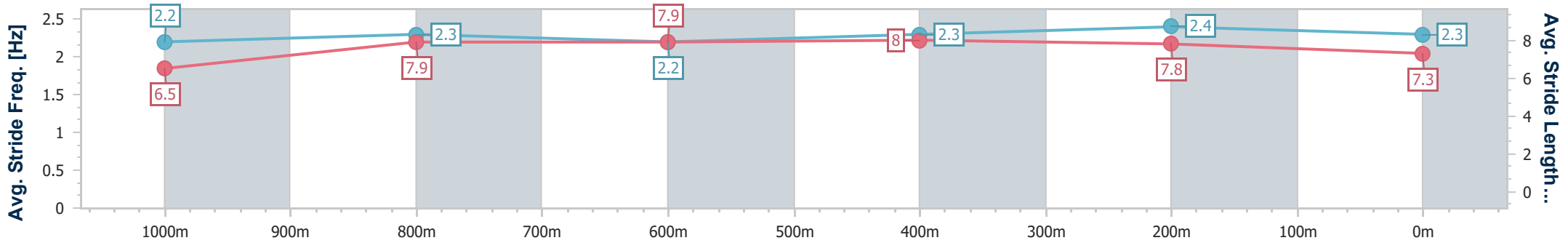
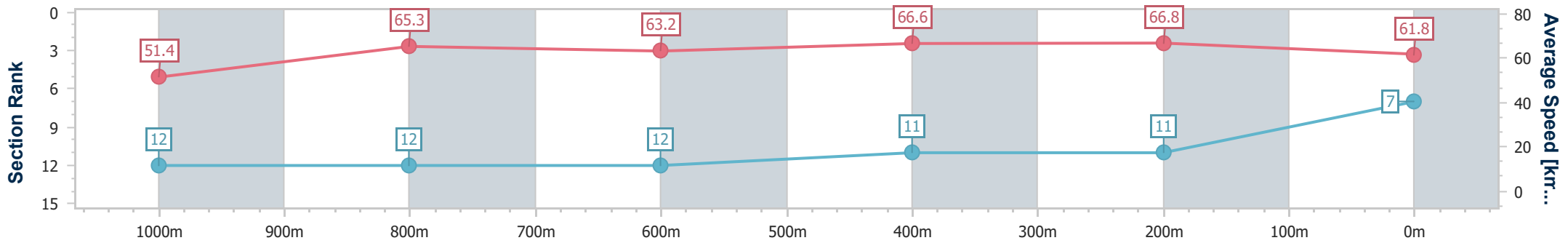
15 June 2024 - 12:20

Track Rating: Good 4, Weather: Fine, Rail Position: +4.5m Entire



BRISBANE RACING CLUB

Section	Overall	1000m	800m	600m	400m	200m
Section Times	1:09.91 [7] (0:14.09)	0:55.82 [12] (0:11.13)	0:44.69 [12] (0:11.37)	0:33.32 [12] (0:10.89)	0:22.43 [11] (0:10.80)	0:11.63 [11] (0:11.63)
Average Speed [km/h]	51.4	65.3	63.2	66.6	66.8	61.8
Top Speed [km/h]	65.9	66.6	64.4	68.2	68.2	65.8
Avg. Dist. to Rail [m]	4.8	2.0	0.5	1.1	4.8	6.7
Avg. Stride Freq. [Hz]	2.2	2.3	2.2	2.3	2.4	2.3
Avg. Stride Length [m]	6.5	7.9	7.9	8.0	7.8	7.3



- [ ] Ranking at each section and finish
- .-.- No data available at this section
- NA No data available





Horse/Jockey Name	Ef Troop
Final Rank	8
Fastest Section Time (Section)	0:10.93 (400m)
Top Speed [km/h] (Section)	68.5 (600m)
Race State	Finished



### Eagle Farm QLD Professional

Race 2: MAKER'S MARK HINKLER HANDICAP - 1200m

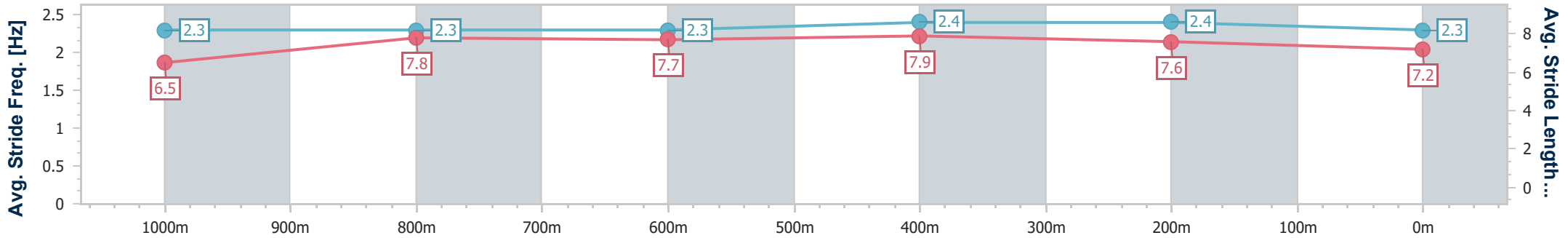
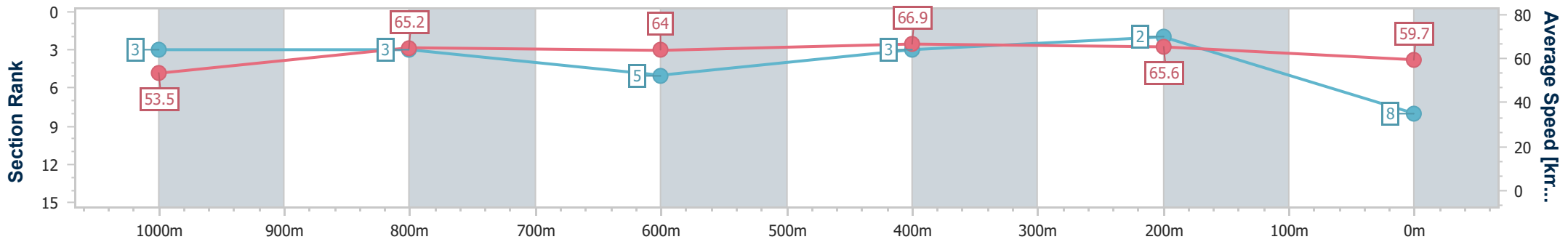
15 June 2024 - 12:20

Track Rating: Good 4, Weather: Fine, Rail Position: +4.5m Entire



BRISBANE RACING CLUB

Section	Overall	1000m	800m	600m	400m	200m
Section Times	1:09.91 [8] (0:13.42)	0:56.49 [3] (0:11.20)	0:45.29 [3] (0:11.33)	0:33.96 [5] (0:10.94)	0:23.02 [3] (0:10.93)	0:12.09 [2] (0:12.09)
Average Speed [km/h]	53.5	65.2	64.0	66.9	65.6	59.7
Top Speed [km/h]	67.0	66.4	66.1	68.5	68.5	63.5
Avg. Dist. to Rail [m]	1.9	2.2	2.1	2.6	1.2	2.2
Avg. Stride Freq. [Hz]	2.3	2.3	2.3	2.4	2.4	2.3
Avg. Stride Length [m]	6.5	7.8	7.7	7.9	7.6	7.2



- [ ] Ranking at each section and finish
- .-.- No data available at this section
- NA No data available



Horse/Jockey Name	Dalaalaat
Final Rank	9
Fastest Section Time (Section)	0:10.96 (400m)
Top Speed [km/h] (Section)	67.5 (600m)
Race State	Finished



### Eagle Farm QLD Professional

Race 2: MAKER'S MARK HINKLER HANDICAP - 1200m

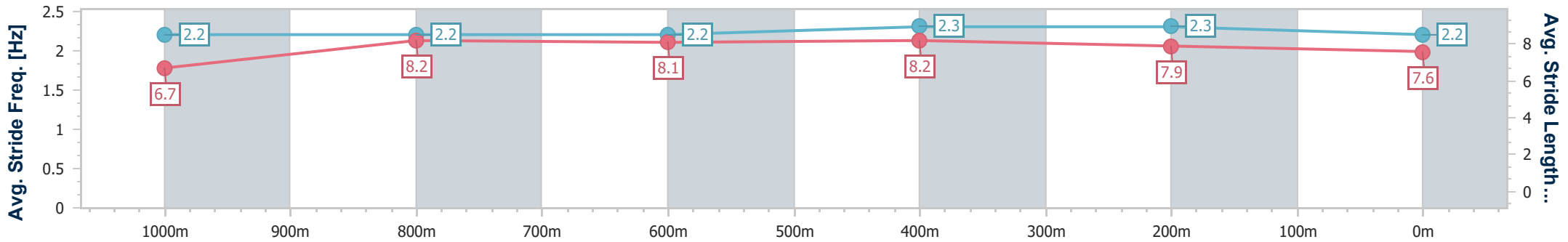
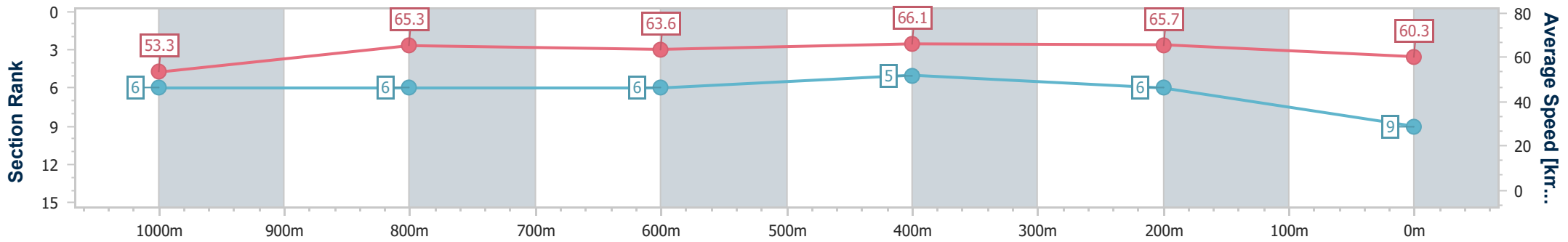
15 June 2024 - 12:20

Track Rating: Good 4, Weather: Fine, Rail Position: +4.5m Entire



BRISBANE RACING CLUB

Section	Overall	1000m	800m	600m	400m	200m
Section Times	1:10.02 [9] (0:13.52)	0:56.50 [6] (0:11.20)	0:45.30 [6] (0:11.36)	0:33.94 [6] (0:11.01)	0:22.93 [5] (0:10.96)	0:11.97 [6] (0:11.97)
Average Speed [km/h]	53.3	65.3	63.6	66.1	65.7	60.3
Top Speed [km/h]	65.5	66.4	64.8	67.5	67.2	63.4
Avg. Dist. to Rail [m]	3.9	2.5	1.6	2.1	4.7	4.0
Avg. Stride Freq. [Hz]	2.2	2.2	2.2	2.3	2.3	2.2
Avg. Stride Length [m]	6.7	8.2	8.1	8.2	7.9	7.6



- [ ] Ranking at each section and finish
- .-.- No data available at this section
- NA No data available



Horse/Jockey Name	Enterprise Pomme
Final Rank	10
Fastest Section Time (Section)	0:10.81 (400m)
Top Speed [km/h] (Section)	68.2 (400m)
Race State	Finished



### Eagle Farm QLD Professional

Race 2: MAKER'S MARK HINKLER HANDICAP - 1200m

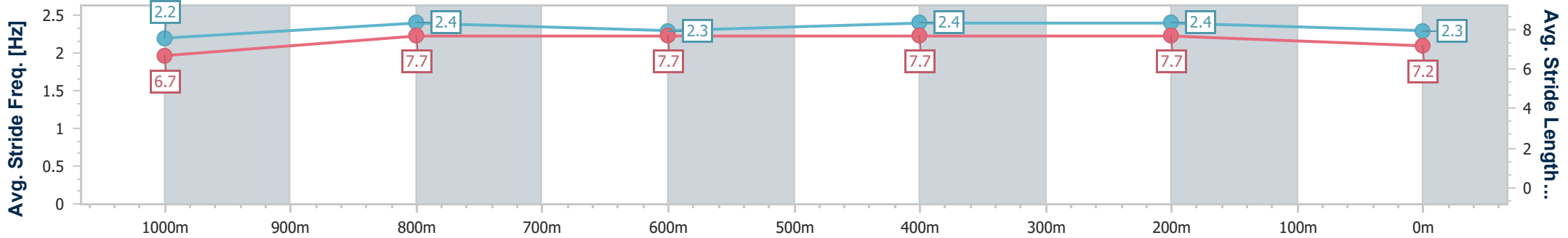
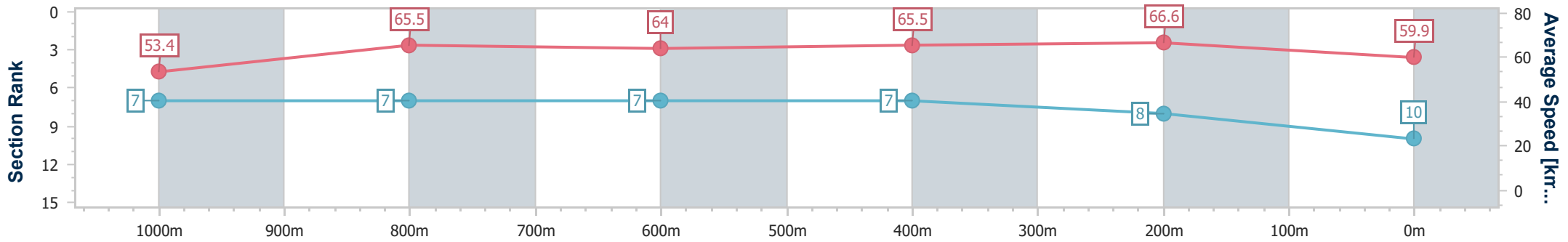
15 June 2024 - 12:20

Track Rating: Good 4, Weather: Fine, Rail Position: +4.5m Entire



BRISBANE RACING CLUB

Section	Overall	1000m	800m	600m	400m	200m
Section Times	1:10.09 [10] (0:13.56)	0:56.53 [7] (0:11.17)	0:45.36 [7] (0:11.39)	0:33.97 [7] (0:11.15)	0:22.82 [7] (0:10.81)	0:12.01 [8] (0:12.01)
Average Speed [km/h]	53.4	65.5	64.0	65.5	66.6	59.9
Top Speed [km/h]	66.4	66.4	65.2	67.3	68.2	63.4
Avg. Dist. to Rail [m]	6.2	3.4	2.7	3.1	4.0	3.4
Avg. Stride Freq. [Hz]	2.2	2.4	2.3	2.4	2.4	2.3
Avg. Stride Length [m]	6.7	7.7	7.7	7.7	7.7	7.2



- [ ] Ranking at each section and finish
- .-.- No data available at this section
- NA No data available



Horse/Jockey Name	Irish Songs
Final Rank	11
Fastest Section Time (Section)	0:10.82 (400m)
Top Speed [km/h] (Section)	67.8 (1000m)
Race State	Finished



### Eagle Farm QLD Professional

Race 2: MAKER'S MARK HINKLER HANDICAP - 1200m

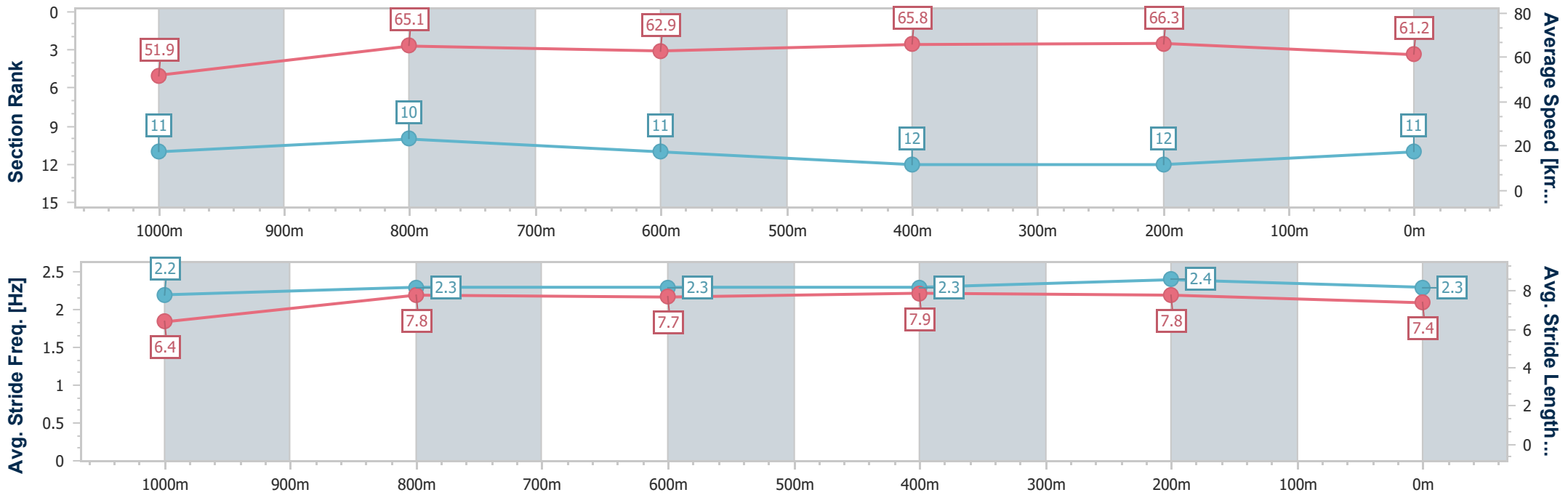
15 June 2024 - 12:20

Track Rating: Good 4, Weather: Fine, Rail Position: +4.5m Entire



BRISBANE RACING CLUB

Section	Overall	1000m	800m	600m	400m	200m
Section Times	1:10.17 [11] (0:13.94)	0:56.23 [11] (0:11.08)	0:45.15 [10] (0:11.51)	0:33.64 [11] (0:11.03)	0:22.61 [12] (0:10.82)	0:11.79 [12] (0:11.79)
Average Speed [km/h]	51.9	65.1	62.9	65.8	66.3	61.2
Top Speed [km/h]	65.6	67.8	63.8	67.2	67.4	65.3
Avg. Dist. to Rail [m]	3.2	1.0	1.1	1.5	2.3	2.0
Avg. Stride Freq. [Hz]	2.2	2.3	2.3	2.3	2.4	2.3
Avg. Stride Length [m]	6.4	7.8	7.7	7.9	7.8	7.4



- [ ] Ranking at each section and finish
- .-.- No data available at this section
- NA No data available



Horse/Jockey Name	Maximum Vortex
Final Rank	12
Fastest Section Time (Section)	0:11.12 (1000m)
Top Speed [km/h] (Section)	68.0 (Overall)
Race State	Finished



Eagle Farm QLD Professional

Race 2: MAKER'S MARK HINKLER HANDICAP - 1200m

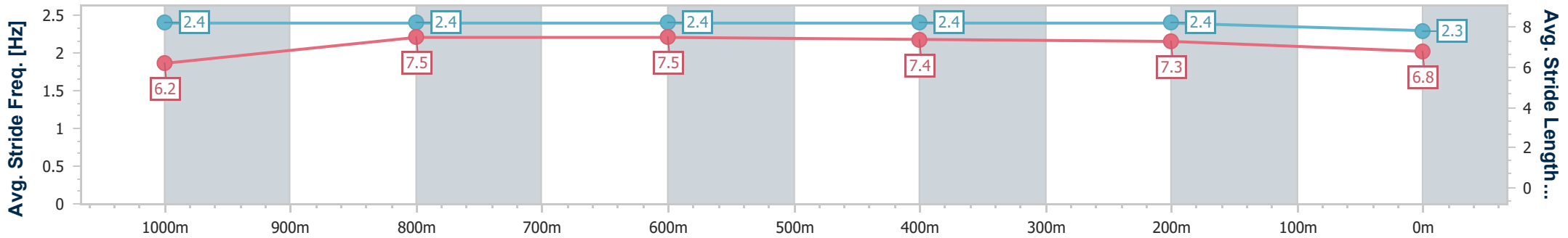
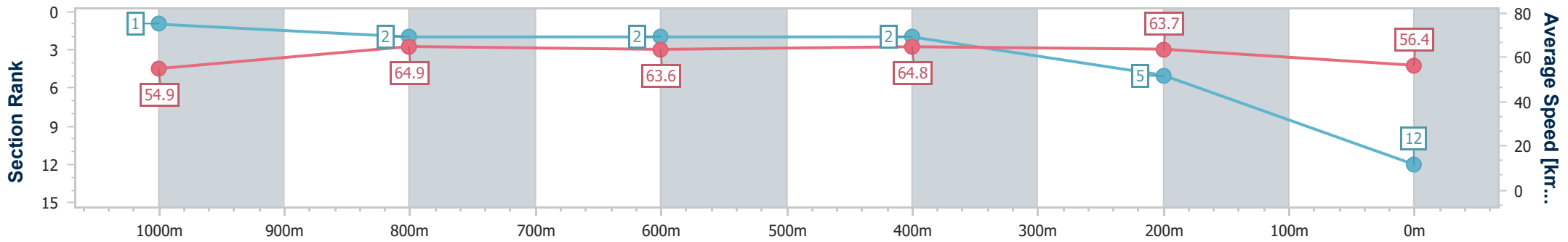
15 June 2024 - 12:20

Track Rating: Good 4, Weather: Fine, Rail Position: +4.5m Entire



BRISBANE RACING CLUB

Section	Overall	1000m	800m	600m	400m	200m
Section Times	1:10.78 [12] (0:13.19)	0:57.59 [1] (0:11.12)	0:46.47 [2] (0:11.27)	0:35.20 [2] (0:11.15)	0:24.05 [2] (0:11.28)	0:12.77 [5] (0:12.77)
Average Speed [km/h]	54.9	64.9	63.6	64.8	63.7	56.4
Top Speed [km/h]	68.0	67.7	64.4	65.9	66.4	60.3
Avg. Dist. to Rail [m]	7.6	0.5	0.6	0.5	1.3	0.7
Avg. Stride Freq. [Hz]	2.4	2.4	2.4	2.4	2.4	2.3
Avg. Stride Length [m]	6.2	7.5	7.5	7.4	7.3	6.8



- [ ] Ranking at each section and finish
- .-.- No data available at this section
- NA No data available



# Eagle Farm QLD Professional

## Race 3: SEN OXLADE STAKES - 1300m

15 June 2024 - 12:58



BRISBANE  
RACING CLUB

Track Rating: Good 4, Weather: Fine, Rail Position: +4.5m Entire

Section		Overall	1200m	1000m	800m	600m	400m	Last 600m				
Field Times		1:16.12 (0:07.47)	1:08.65 (0:10.81)	0:57.84 (0:11.28)	0:46.56 (0:11.60)	0:34.96 (0:11.59)	0:23.37 (0:11.17)	0:34.96				
Rank	TAB Horse/Jockey	Barrier	Top Speed [km/h]	Fastest Section	Distance Travelled [m]							
1	6 MEGASTAR HEART James McDonald	14	66.6 1200m	0:07.62 Overall	1:16.12 [1] (0:07.62)	1:08.50 [4] (0:11.08)	0:57.42 [6] (0:11.40)	0:46.02 [7] (0:11.46)	0:34.56 [5] (0:11.32)	0:23.24 [2] (0:11.04)	0:34.56	
2	1 EMBASSY Blake Shinn	5	66.3 1200m	0:07.47 Overall	1:16.14 [2] (0:07.47)	1:08.67 [1] (0:11.00)	0:57.67 [2] (0:11.35)	0:46.32 [3] (0:11.57)	0:34.75 [3] (0:11.59)	0:23.16 [4] (0:11.10)	0:34.75	-9
3	5 DEPTH OF CHARACTER Tom Sherry	3	67.1 1200m	0:07.98 Overall	1:16.53 [3] (0:07.98)	1:08.55 [11] (0:10.99)	0:57.56 [10] (0:11.39)	0:46.17 [10] (0:11.54)	0:34.63 [10] (0:11.68)	0:22.95 [11] (0:11.04)	0:34.63	-10
4	2 ASTAPOR Justin Stanley	10	68.7 1200m	0:07.54 Overall	1:16.54 [4] (0:07.54)	1:09.00 [2] (0:10.74)	0:58.26 [1] (0:11.28)	0:46.98 [1] (0:11.60)	0:35.38 [1] (0:11.59)	0:23.79 [1] (0:11.40)	0:35.38	-7
5	11 HEINOUS Luke Currie	13	66.8 400m	0:08.14 Overall	1:16.57 [5] (0:08.14)	1:08.43 [13] (0:11.22)	0:57.21 [13] (0:11.28)	0:45.93 [12] (0:11.45)	0:34.48 [12] (0:11.39)	0:23.09 [10] (0:10.98)	0:34.48	-4
6	8 DON'T FORGET JACK Rory Hutchings	9	67.9 1200m	0:08.26 Overall	1:16.78 [6] (0:08.26)	1:08.52 [14] (0:10.91)	0:57.61 [11] (0:11.29)	0:46.32 [11] (0:11.41)	0:34.91 [9] (0:11.46)	0:23.45 [5] (0:11.16)	0:34.91	-2
7	13 TEHINA Jason Collett	6	67.5 1200m	0:07.82 Overall	1:16.83 [7] (0:07.82)	1:09.01 [7] (0:10.94)	0:58.07 [7] (0:11.20)	0:46.87 [4] (0:11.70)	0:35.17 [7] (0:11.70)	0:23.47 [7] (0:11.24)	0:35.17	-4
8	10 TERRITORY ASH Robbie Dolan	15	66.3 600m	0:08.11 Overall	1:16.94 [8] (0:08.11)	1:08.83 [12] (0:11.38)	0:57.45 [14] (0:11.44)	0:46.01 [14] (0:11.43)	0:34.58 [14] (0:11.43)	0:23.15 [13] (0:11.12)	0:34.58	-2
9	9 PEACE CENTRE Craig Williams	2	66.3 1200m	0:07.61 Overall	1:16.98 [9] (0:07.61)	1:09.37 [3] (0:11.07)	0:58.30 [5] (0:11.33)	0:46.97 [6] (0:11.65)	0:35.32 [7] (0:11.73)	0:23.59 [8] (0:11.26)	0:35.32	-9
10	4 SILVA 'N' SUAVE Vlad Duric	12	68.4 1200m	0:07.77 Overall	1:17.04 [10] (0:07.77)	1:09.27 [6] (0:10.72)	0:58.55 [3] (0:11.23)	0:47.32 [2] (0:11.60)	0:35.72 [2] (0:11.57)	0:24.15 [3] (0:11.42)	0:35.72	-5

Scratched: Written Legacy (#15)

Report Created: Sat 15 June 2024 13:17 GMT+10 (Note: Timing is based on position data)

Page 1/18

[ ] Ranking at each section and finish  
 -:-:- No data available at this section  
 NA No data available

SCN Saddle cloth number  
 DNF Did not finish  
 DNT Did not track

data processed by TRIPLES DATA



**Eagle Farm QLD Professional**  
**Race 3: SEN OXLADE STAKES - 1300m**  
**15 June 2024 - 12:58**



Track Rating: Good 4, Weather: Fine, Rail Position: +4.5m Entire

Section		Overall	1200m	1000m	800m	600m	400m	Last 600m				
Field Times		1:16.12 (0:07.47)	1:08.65 (0:10.81)	0:57.84 (0:11.28)	0:46.56 (0:11.60)	0:34.96 (0:11.59)	0:23.37 (0:11.17)	0:34.96				
Rank	TAB Horse/Jockey	Barrier	Top Speed [km/h]	Fastest Section	Distance Travelled [m]							
11	3 HEAVENLY IMPACT James Orman	4	65.4 400m	0:07.91 Overall	1:17.14 [11] (0:07.91)	1:09.23 [9] (0:11.36)	0:57.87 [12] (0:11.46)	0:46.41 [13] (0:11.49)	0:34.92 [13] (0:11.65)	0:23.27 [14] (0:11.17)	0:34.92	-7
12	7 ASTRA STAR Les Tilley	11	67.9 1200m	0:07.77 Overall	1:17.24 [12] (0:07.77)	1:09.47 [5] (0:10.86)	0:58.61 [4] (0:11.37)	0:47.24 [5] (0:11.47)	0:35.77 [4] (0:11.86)	0:23.91 [6] (0:11.43)	0:35.77	-2
13	14 TIYE Tommy Berry	8	67.0 1200m	0:07.96 Overall	1:17.26 [13] (0:07.96)	1:09.30 [10] (0:11.01)	0:58.29 [9] (0:11.29)	0:47.00 [8] (0:11.38)	0:35.62 [6] (0:11.75)	0:23.87 [9] (0:11.50)	0:35.62	-4
14	12 APPELLANT Michael Dee	1	66.5 1200m	0:07.89 Overall	1:17.88 [14] (0:07.89)	1:09.99 [8] (0:11.06)	0:58.93 [8] (0:11.40)	0:47.53 [9] (0:11.57)	0:35.96 [11] (0:11.83)	0:24.13 [12] (0:11.59)	0:35.96	-9

Scratched: Written Legacy (#15)

[ ] Ranking at each section and finish  
 -:-:-:- No data available at this section  
 NA No data available

SCN Saddle cloth number  
 DNF Did not finish  
 DNT Did not track



# Eagle Farm QLD Professional

## Race 3: SEN OXLADE STAKES - 1300m

15 June 2024 - 12:58



Track Rating: Good 4, Weather: Fine, Rail Position: +4.5m Entire

Section				200m				Last 600m	
Field Times				0:12.20				0:34.96	
				(0:12.20)					
Rank	TAB	Horse/Jockey	Barrier	Top Speed [km/h]	Fastest Section	Margin			Distance Travelled [m]
1	6	<b>MEGASTAR HEART</b> James McDonald	14	66.6 1200m	0:07.62 Overall	0:12.20 [1] (0:12.20)	1:16.12		0:34.56
2	1	<b>EMBASSY</b> Blake Shinn	5	66.3 1200m	0:07.47 Overall	0:12.06 [2] (0:12.06)	0.16L		0:34.75 -9
3	5	<b>DEPTH OF CHARACTER</b> Tom Sherry	3	67.1 1200m	0:07.98 Overall	0:11.91 [8] (0:11.91)	2.42L		0:34.63 -10
4	2	<b>ASTAPOR</b> Justin Stanley	10	68.7 1200m	0:07.54 Overall	0:12.39 [3] (0:12.39)	2.5L		0:35.38 -7
5	11	<b>HEINOUS</b> Luke Currie	13	66.8 400m	0:08.14 Overall	0:12.11 [5] (0:12.11)	2.68L		0:34.48 -4
6	8	<b>DON'T FORGET JACK</b> Rory Hutchings	9	67.9 1200m	0:08.26 Overall	0:12.29 [6] (0:12.29)	3.88L		0:34.91 -2
7	13	<b>TEHINA</b> Jason Collett	6	67.5 1200m	0:07.82 Overall	0:12.23 [7] (0:12.23)	4.23L		0:35.17 -4
8	10	<b>TERRITORY ASH</b> Robbie Dolan	15	66.3 600m	0:08.11 Overall	0:12.03 [12] (0:12.03)	4.87L		0:34.58 -2
9	9	<b>PEACE CENTRE</b> Craig Williams	2	66.3 1200m	0:07.61 Overall	0:12.33 [9] (0:12.33)	5.07L		0:35.32 -9
10	4	<b>SILVA 'N' SUAVE</b> Vlad Duric	12	68.4 1200m	0:07.77 Overall	0:12.73 [4] (0:12.73)	5.41L		0:35.72 -5

Scratched: Written Legacy (#15)

Report Created: Sat 15 June 2024 13:17 GMT+10 (Note: Timing is based on position data)

Page 3/18

[ ] Ranking at each section and finish  
 -:-:- No data available at this section  
 NA No data available

SCN Saddle cloth number  
 DNF Did not finish  
 DNT Did not track

data processed by TRIPLESDATA





**Eagle Farm QLD Professional**  
**Race 3: SEN OXLADE STAKES - 1300m**  
**15 June 2024 - 12:58**



Track Rating: Good 4, Weather: Fine, Rail Position: +4.5m Entire

Section				200m				Last 600m		
Field Times				0:12.20 (0:12.20)				0:34.96		
Rank	TAB Horse/Jockey	Barrier	Top Speed [km/h]	Fastest Section	Margin				Distance Travelled [m]	
11	3 HEAVENLY IMPACT James Orman	4	65.4 400m	0:07.91 Overall	0:12.10 [13] (0:12.10)	6L			0:34.92	-7
12	7 ASTRA STAR Les Tilley	11	67.9 1200m	0:07.77 Overall	0:12.48 [10] (0:12.48)	6.64L			0:35.77	-2
13	14 TIYE Tommy Berry	8	67.0 1200m	0:07.96 Overall	0:12.37 [11] (0:12.37)	6.74L			0:35.62	-4
14	12 APPELLANT Michael Dee	1	66.5 1200m	0:07.89 Overall	0:12.54 [14] (0:12.54)	10.36L			0:35.96	-9

Scratched: Written Legacy (#15)



Horse/Jockey Name	Megastar Heart
Final Rank	1
Fastest Section Time (Section)	0:07.62 (Overall)
Top Speed [km/h] (Section)	66.6 (1200m)
Race State	Finished

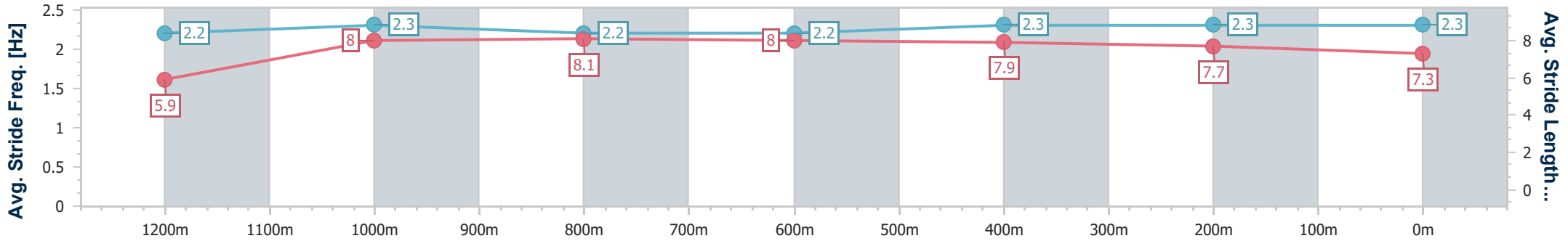
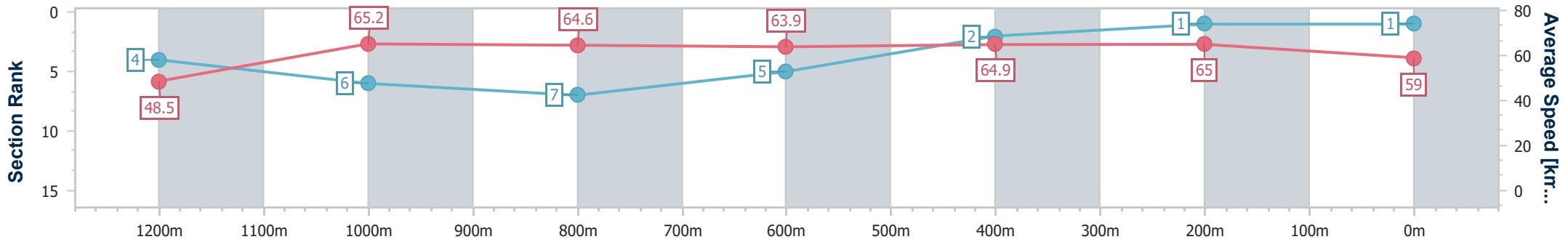


Eagle Farm QLD Professional  
 Race 3: SEN OXLADE STAKES - 1300m  
 15 June 2024 - 12:58  
 Track Rating: Good 4, Weather: Fine, Rail Position: +4.5m Entire



BRISBANE  
 RACING CLUB

Section	Overall	1200m	1000m	800m	600m	400m	200m
Section Times	1:16.12 [1] (0:07.62)	1:08.50 [4] (0:11.08)	0:57.42 [6] (0:11.40)	0:46.02 [7] (0:11.46)	0:34.56 [5] (0:11.32)	0:23.24 [2] (0:11.04)	0:12.20 [1] (0:12.20)
Average Speed [km/h]	48.5	65.2	64.6	63.9	64.9	65.0	59.0
Top Speed [km/h]	63.5	66.6	66.2	64.7	65.6	66.3	62.8
Avg. Dist. to Rail [m]	18.8	7.5	4.9	3.5	3.7	5.1	4.0
Avg. Stride Freq. [Hz]	2.2	2.3	2.2	2.2	2.3	2.3	2.3
Avg. Stride Length [m]	5.9	8.0	8.1	8.0	7.9	7.7	7.3



- [ ] Ranking at each section and finish
- .-.- No data available at this section
- NA No data available



Horse/Jockey Name	Embassy
Final Rank	2
Fastest Section Time (Section)	0:07.47 (Overall)
Top Speed [km/h] (Section)	66.3 (1200m)
Race State	Finished

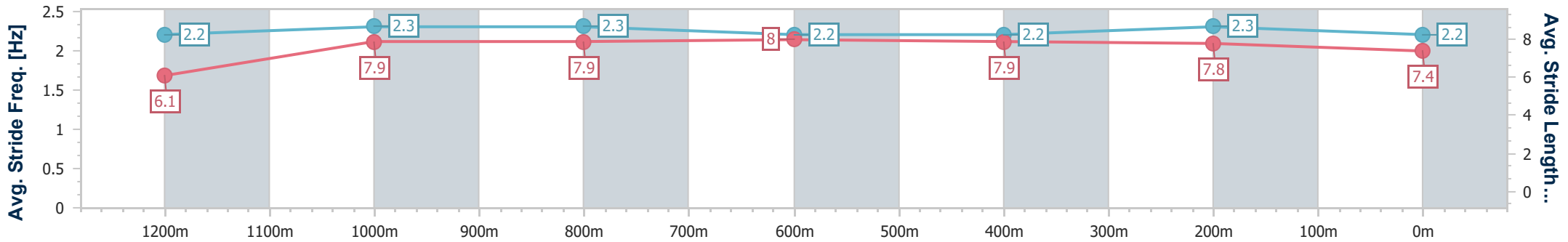
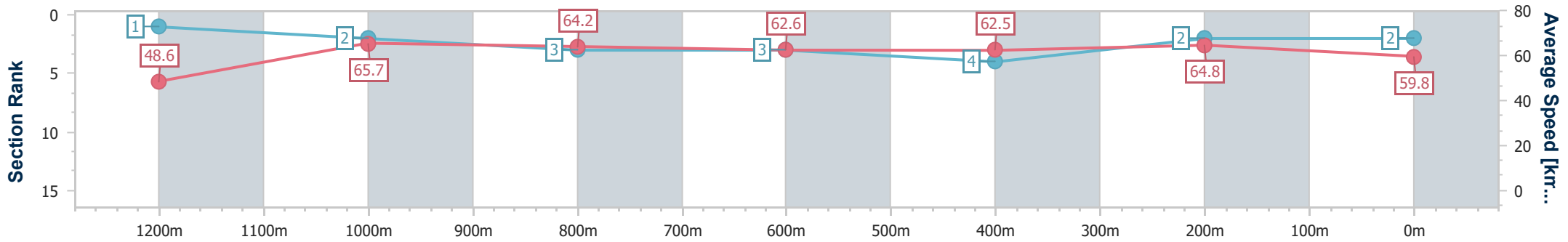


Eagle Farm QLD Professional  
 Race 3: SEN OXLADE STAKES - 1300m  
 15 June 2024 - 12:58  
 Track Rating: Good 4, Weather: Fine, Rail Position: +4.5m Entire



BRISBANE  
RACING CLUB

Section	Overall	1200m	1000m	800m	600m	400m	200m
Section Times	1:16.14 [2] (0:07.47)	1:08.67 [1] (0:11.00)	0:57.67 [2] (0:11.35)	0:46.32 [3] (0:11.57)	0:34.75 [3] (0:11.59)	0:23.16 [4] (0:11.10)	0:12.06 [2] (0:12.06)
Average Speed [km/h]	48.6	65.7	64.2	62.6	62.5	64.8	59.8
Top Speed [km/h]	64.1	66.3	65.3	63.4	63.5	65.8	63.2
Avg. Dist. to Rail [m]	12.3	4.1	2.2	1.4	1.0	0.4	3.2
Avg. Stride Freq. [Hz]	2.2	2.3	2.3	2.2	2.2	2.3	2.2
Avg. Stride Length [m]	6.1	7.9	7.9	8.0	7.9	7.8	7.4



- [ ] Ranking at each section and finish
- .-.- No data available at this section
- NA No data available



Horse/Jockey Name	Depth Of Character
Final Rank	3
Fastest Section Time (Section)	0:07.98 (Overall)
Top Speed [km/h] (Section)	67.1 (1200m)
Race State	Finished

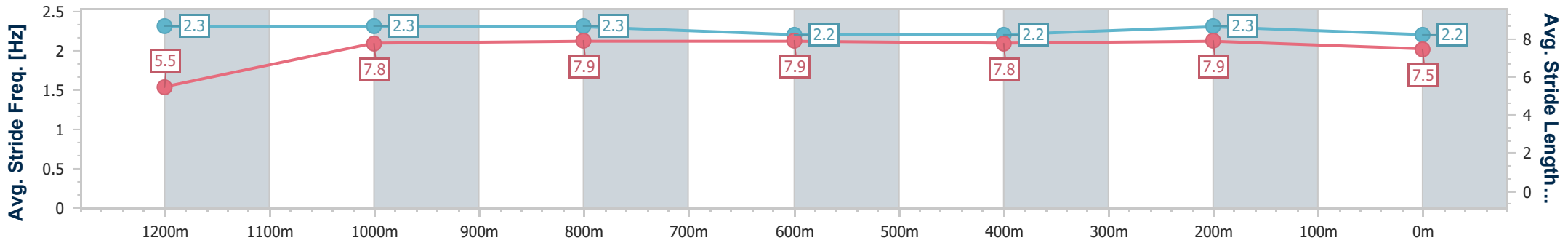
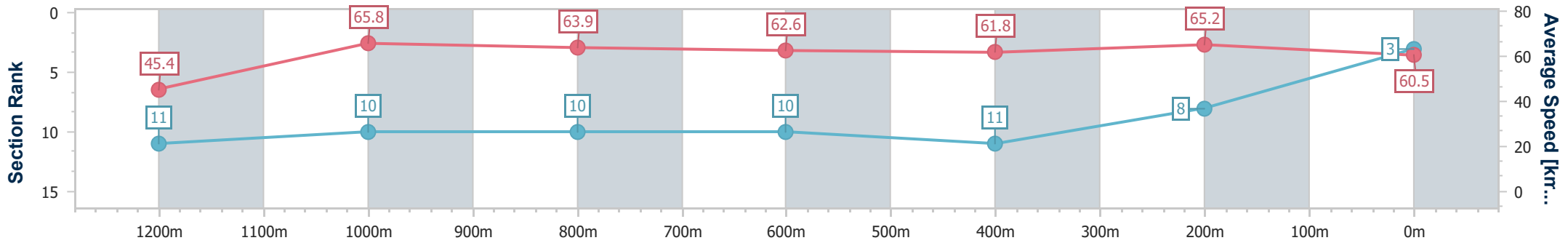


Eagle Farm QLD Professional  
 Race 3: SEN OXLADE STAKES - 1300m  
 15 June 2024 - 12:58  
 Track Rating: Good 4, Weather: Fine, Rail Position: +4.5m Entire



BRISBANE  
 RACING CLUB

Section	Overall	1200m	1000m	800m	600m	400m	200m
Section Times	1:16.53 [3] (0:07.98)	1:08.55 [11] (0:10.99)	0:57.56 [10] (0:11.39)	0:46.17 [10] (0:11.54)	0:34.63 [10] (0:11.68)	0:22.95 [11] (0:11.04)	0:11.91 [8] (0:11.91)
Average Speed [km/h]	45.4	65.8	63.9	62.6	61.8	65.2	60.5
Top Speed [km/h]	63.2	67.1	65.4	65.0	64.9	66.0	63.3
Avg. Dist. to Rail [m]	9.8	3.1	2.4	0.5	1.0	3.1	2.1
Avg. Stride Freq. [Hz]	2.3	2.3	2.3	2.2	2.2	2.3	2.2
Avg. Stride Length [m]	5.5	7.8	7.9	7.9	7.8	7.9	7.5



- [ ] Ranking at each section and finish
- .-.- No data available at this section
- NA No data available



Horse/Jockey Name	Astapor
Final Rank	4
Fastest Section Time (Section)	0:07.54 (Overall)
Top Speed [km/h] (Section)	68.7 (1200m)
Race State	Finished

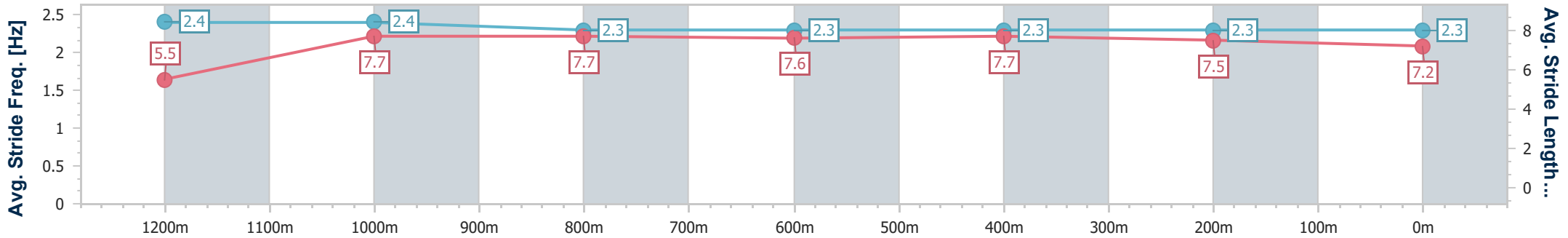
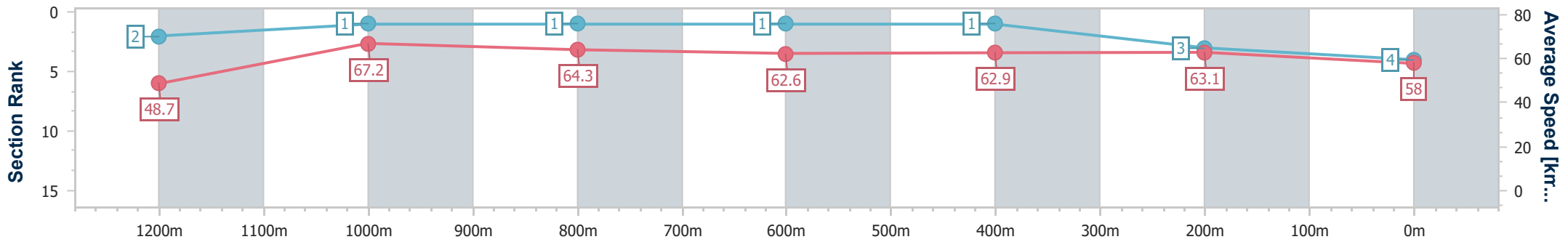


Eagle Farm QLD Professional  
 Race 3: SEN OXLADE STAKES - 1300m  
 15 June 2024 - 12:58  
 Track Rating: Good 4, Weather: Fine, Rail Position: +4.5m Entire



BRISBANE  
RACING CLUB

Section	Overall	1200m	1000m	800m	600m	400m	200m
Section Times	1:16.54 [4] (0:07.54)	1:09.00 [2] (0:10.74)	0:58.26 [1] (0:11.28)	0:46.98 [1] (0:11.60)	0:35.38 [1] (0:11.59)	0:23.79 [1] (0:11.40)	0:12.39 [3] (0:12.39)
Average Speed [km/h]	48.7	67.2	64.3	62.6	62.9	63.1	58.0
Top Speed [km/h]	63.9	68.7	66.5	63.6	63.7	64.2	61.5
Avg. Dist. to Rail [m]	15.1	4.0	2.2	1.6	2.3	4.8	4.6
Avg. Stride Freq. [Hz]	2.4	2.4	2.3	2.3	2.3	2.3	2.3
Avg. Stride Length [m]	5.5	7.7	7.7	7.6	7.7	7.5	7.2



- [ ] Ranking at each section and finish
- .-.- No data available at this section
- NA No data available



Horse/Jockey Name	Heinous
Final Rank	5
Fastest Section Time (Section)	0:08.14 (Overall)
Top Speed [km/h] (Section)	66.8 (400m)
Race State	Finished

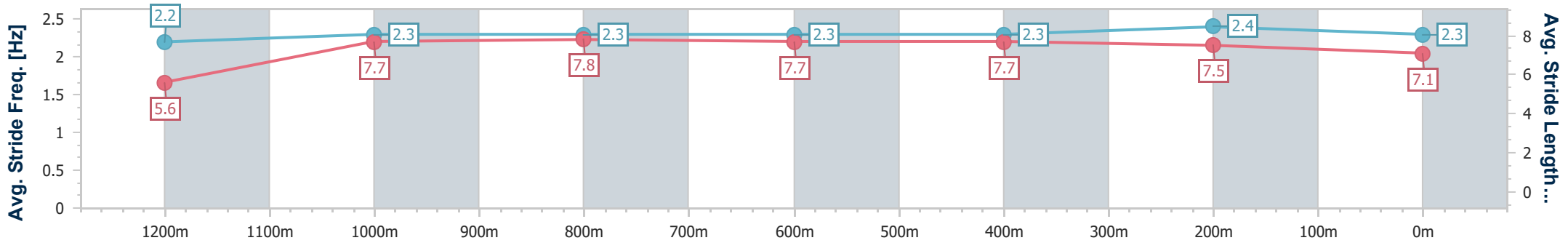
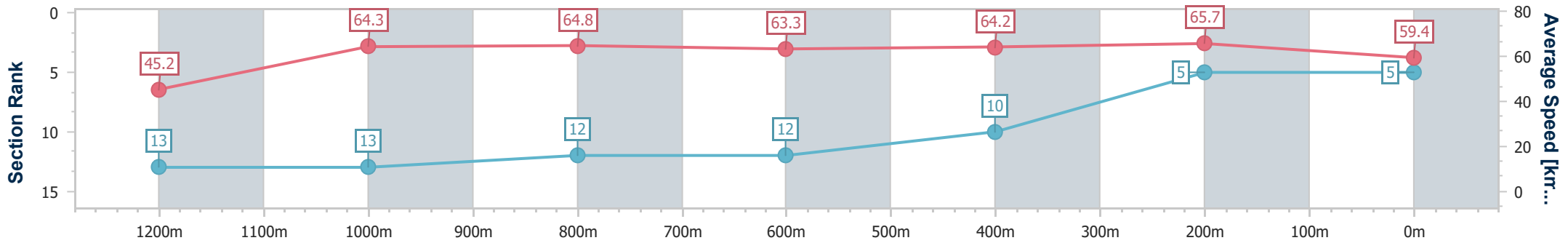


Eagle Farm QLD Professional  
 Race 3: SEN OXLADE STAKES - 1300m  
 15 June 2024 - 12:58  
 Track Rating: Good 4, Weather: Fine, Rail Position: +4.5m Entire



BRISBANE  
 RACING CLUB

Section	Overall	1200m	1000m	800m	600m	400m	200m
Section Times	1:16.57 [5] (0:08.14)	1:08.43 [13] (0:11.22)	0:57.21 [13] (0:11.28)	0:45.93 [12] (0:11.45)	0:34.48 [12] (0:11.39)	0:23.09 [10] (0:10.98)	0:12.11 [5] (0:12.11)
Average Speed [km/h]	45.2	64.3	64.8	63.3	64.2	65.7	59.4
Top Speed [km/h]	61.9	66.3	66.2	65.4	66.0	66.8	63.0
Avg. Dist. to Rail [m]	17.1	5.3	2.5	2.2	3.2	8.2	8.2
Avg. Stride Freq. [Hz]	2.2	2.3	2.3	2.3	2.3	2.4	2.3
Avg. Stride Length [m]	5.6	7.7	7.8	7.7	7.7	7.5	7.1



- [ ] Ranking at each section and finish
- .-.- No data available at this section
- NA No data available



Horse/Jockey Name	Don't Forget Jack
Final Rank	6
Fastest Section Time (Section)	0:08.26 (Overall)
Top Speed [km/h] (Section)	67.9 (1200m)
Race State	Finished

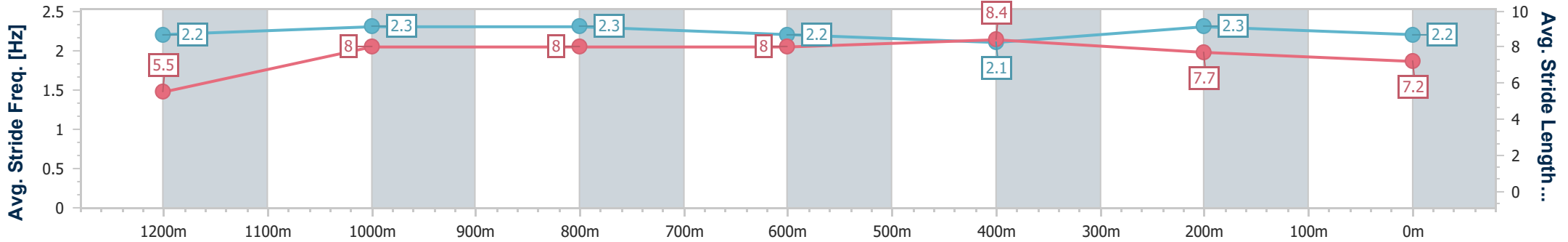
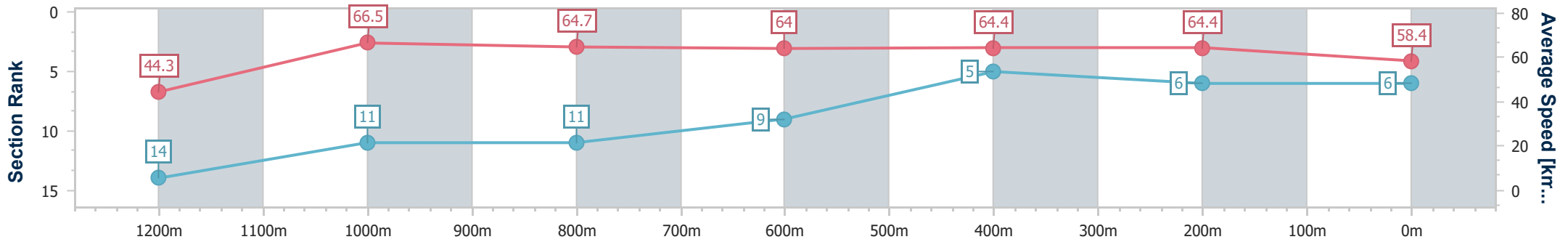


Eagle Farm QLD Professional  
 Race 3: SEN OXLADE STAKES - 1300m  
 15 June 2024 - 12:58  
 Track Rating: Good 4, Weather: Fine, Rail Position: +4.5m Entire



BRISBANE  
RACING CLUB

Section	Overall	1200m	1000m	800m	600m	400m	200m
Section Times	1:16.78 [6] (0:08.26)	1:08.52 [14] (0:10.91)	0:57.61 [11] (0:11.29)	0:46.32 [11] (0:11.41)	0:34.91 [9] (0:11.46)	0:23.45 [5] (0:11.16)	0:12.29 [6] (0:12.29)
Average Speed [km/h]	44.3	66.5	64.7	64.0	64.4	64.4	58.4
Top Speed [km/h]	63.0	67.9	65.9	65.0	65.5	66.4	61.8
Avg. Dist. to Rail [m]	14.3	5.1	3.8	2.9	4.4	5.9	6.0
Avg. Stride Freq. [Hz]	2.2	2.3	2.3	2.2	2.1	2.3	2.2
Avg. Stride Length [m]	5.5	8.0	8.0	8.0	8.4	7.7	7.2



- [ ] Ranking at each section and finish
- .-.- No data available at this section
- NA No data available



Horse/Jockey Name	Tehina
Final Rank	7
Fastest Section Time (Section)	0:07.82 (Overall)
Top Speed [km/h] (Section)	67.5 (1200m)
Race State	Finished

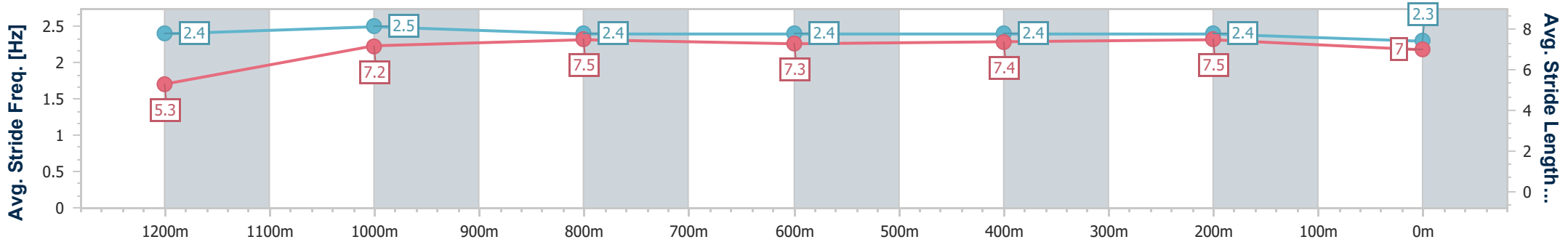
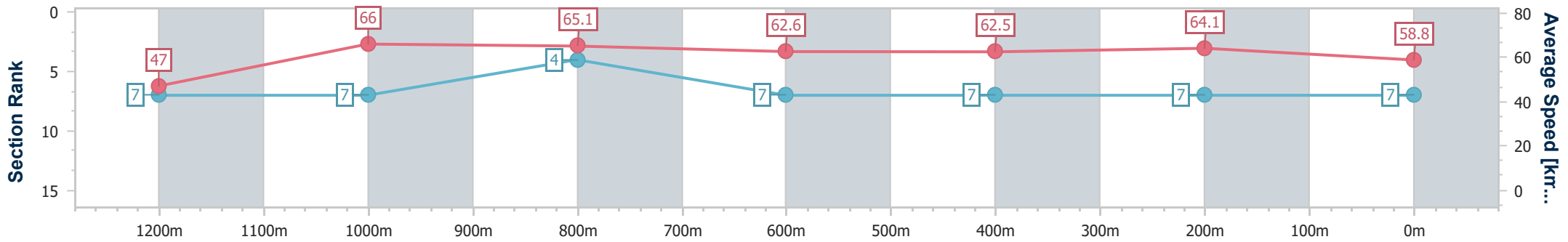


Eagle Farm QLD Professional  
 Race 3: SEN OXLADE STAKES - 1300m  
 15 June 2024 - 12:58  
 Track Rating: Good 4, Weather: Fine, Rail Position: +4.5m Entire



BRISBANE  
RACING CLUB

Section	Overall	1200m	1000m	800m	600m	400m	200m
Section Times	1:16.83 [7] (0:07.82)	1:09.01 [7] (0:10.94)	0:58.07 [7] (0:11.20)	0:46.87 [4] (0:11.70)	0:35.17 [7] (0:11.70)	0:23.47 [7] (0:11.24)	0:12.23 [7] (0:12.23)
Average Speed [km/h]	47.0	66.0	65.1	62.6	62.5	64.1	58.8
Top Speed [km/h]	63.8	67.5	66.7	65.1	64.2	65.9	62.3
Avg. Dist. to Rail [m]	12.2	3.1	2.7	3.7	3.3	4.7	4.7
Avg. Stride Freq. [Hz]	2.4	2.5	2.4	2.4	2.4	2.4	2.3
Avg. Stride Length [m]	5.3	7.2	7.5	7.3	7.4	7.5	7.0



- [ ] Ranking at each section and finish
- .-.- No data available at this section
- NA No data available





Horse/Jockey Name	Territory Ash
Final Rank	8
Fastest Section Time (Section)	0:08.11 (Overall)
Top Speed [km/h] (Section)	66.3 (600m)
Race State	Finished

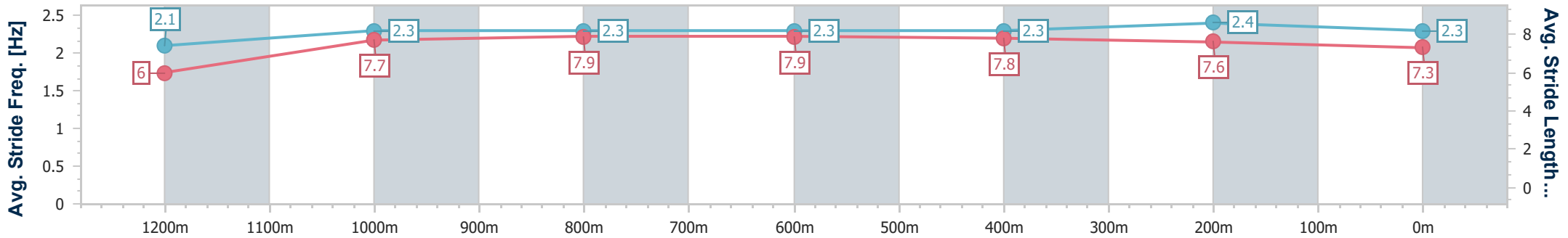
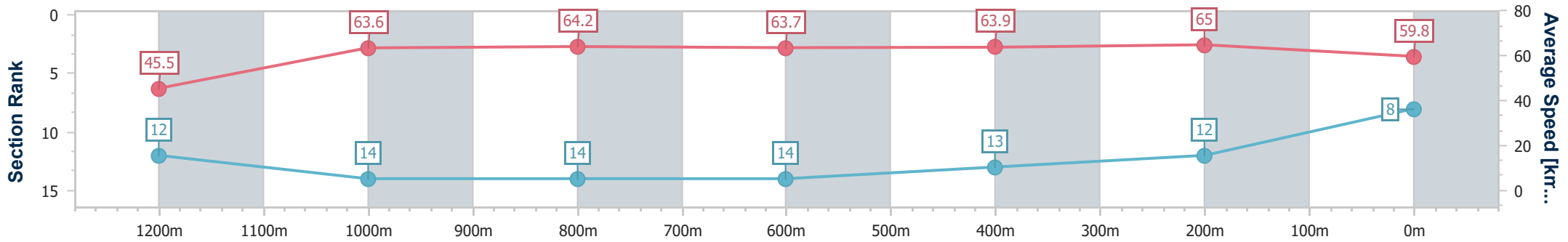


Eagle Farm QLD Professional  
 Race 3: SEN OXLADE STAKES - 1300m  
 15 June 2024 - 12:58  
 Track Rating: Good 4, Weather: Fine, Rail Position: +4.5m Entire



BRISBANE  
 RACING CLUB

Section	Overall	1200m	1000m	800m	600m	400m	200m
Section Times	1:16.94 [8] (0:08.11)	1:08.83 [12] (0:11.38)	0:57.45 [14] (0:11.44)	0:46.01 [14] (0:11.43)	0:34.58 [14] (0:11.43)	0:23.15 [13] (0:11.12)	0:12.03 [12] (0:12.03)
Average Speed [km/h]	45.5	63.6	64.2	63.7	63.9	65.0	59.8
Top Speed [km/h]	61.8	65.0	65.3	65.2	66.3	65.9	62.2
Avg. Dist. to Rail [m]	19.5	7.3	3.6	2.8	3.4	6.9	8.7
Avg. Stride Freq. [Hz]	2.1	2.3	2.3	2.3	2.3	2.4	2.3
Avg. Stride Length [m]	6.0	7.7	7.9	7.9	7.8	7.6	7.3



- [ ] Ranking at each section and finish
- .-.- No data available at this section
- NA No data available



Horse/Jockey Name	Peace Centre
Final Rank	9
Fastest Section Time (Section)	0:07.61 (Overall)
Top Speed [km/h] (Section)	66.3 (1200m)
Race State	Finished

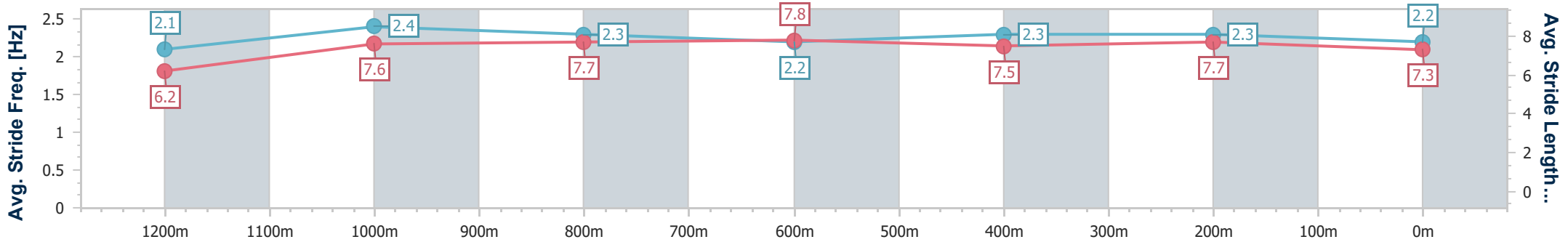
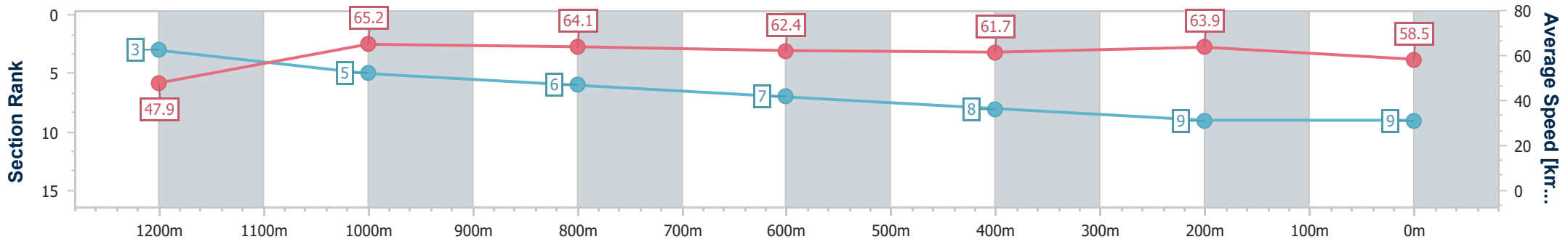


Eagle Farm QLD Professional  
 Race 3: SEN OXLADE STAKES - 1300m  
 15 June 2024 - 12:58  
 Track Rating: Good 4, Weather: Fine, Rail Position: +4.5m Entire



BRISBANE  
RACING CLUB

Section	Overall	1200m	1000m	800m	600m	400m	200m
Section Times	1:16.98 [9] (0:07.61)	1:09.37 [3] (0:11.07)	0:58.30 [5] (0:11.33)	0:46.97 [6] (0:11.65)	0:35.32 [7] (0:11.73)	0:23.59 [8] (0:11.26)	0:12.33 [9] (0:12.33)
Average Speed [km/h]	47.9	65.2	64.1	62.4	61.7	63.9	58.5
Top Speed [km/h]	62.8	66.3	65.3	63.3	63.8	65.5	61.5
Avg. Dist. to Rail [m]	9.8	3.3	2.1	1.6	1.2	1.3	1.1
Avg. Stride Freq. [Hz]	2.1	2.4	2.3	2.2	2.3	2.3	2.2
Avg. Stride Length [m]	6.2	7.6	7.7	7.8	7.5	7.7	7.3



- [ ] Ranking at each section and finish
- .-.- No data available at this section
- NA No data available



Horse/Jockey Name	Silva 'N' Suave
Final Rank	10
Fastest Section Time (Section)	0:07.77 (Overall)
Top Speed [km/h] (Section)	68.4 (1200m)
Race State	Finished

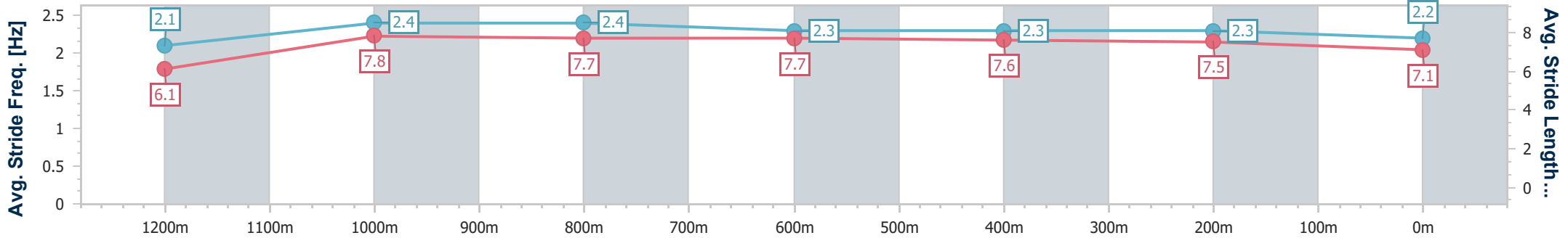
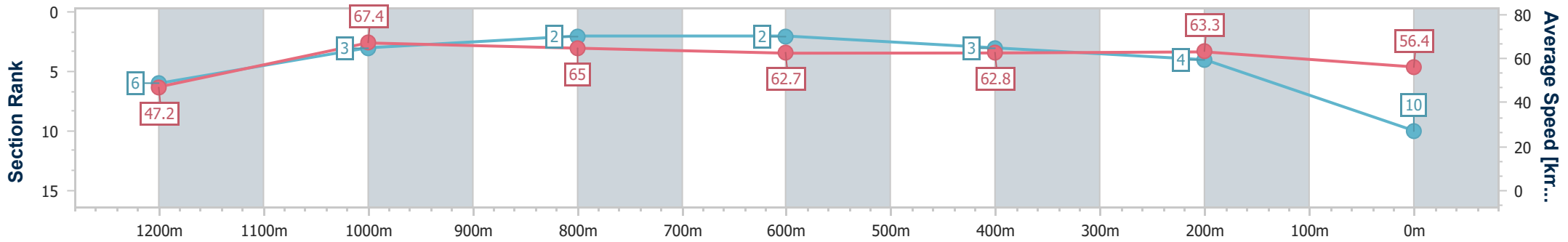


Eagle Farm QLD Professional  
 Race 3: SEN OXLADE STAKES - 1300m  
 15 June 2024 - 12:58  
 Track Rating: Good 4, Weather: Fine, Rail Position: +4.5m Entire



BRISBANE  
 RACING CLUB

Section	Overall	1200m	1000m	800m	600m	400m	200m
Section Times	1:17.04 [10] (0:07.77)	1:09.27 [6] (0:10.72)	0:58.55 [3] (0:11.23)	0:47.32 [2] (0:11.60)	0:35.72 [2] (0:11.57)	0:24.15 [3] (0:11.42)	0:12.73 [4] (0:12.73)
Average Speed [km/h]	47.2	67.4	65.0	62.7	62.8	63.3	56.4
Top Speed [km/h]	65.6	68.4	66.9	63.5	64.4	66.0	59.8
Avg. Dist. to Rail [m]	16.7	6.0	3.1	2.3	2.1	4.1	4.5
Avg. Stride Freq. [Hz]	2.1	2.4	2.4	2.3	2.3	2.3	2.2
Avg. Stride Length [m]	6.1	7.8	7.7	7.7	7.6	7.5	7.1



- [ ] Ranking at each section and finish
- .-.- No data available at this section
- NA No data available



Horse/Jockey Name	Heavenly Impact
Final Rank	11
Fastest Section Time (Section)	0:07.91 (Overall)
Top Speed [km/h] (Section)	65.4 (400m)
Race State	Finished

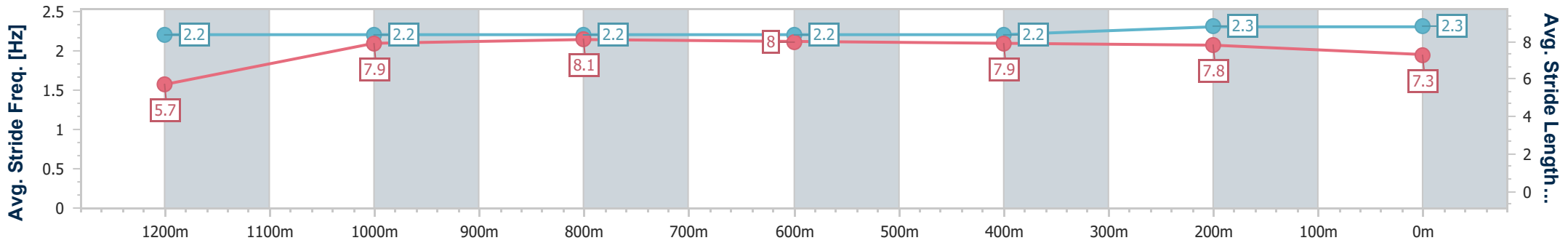
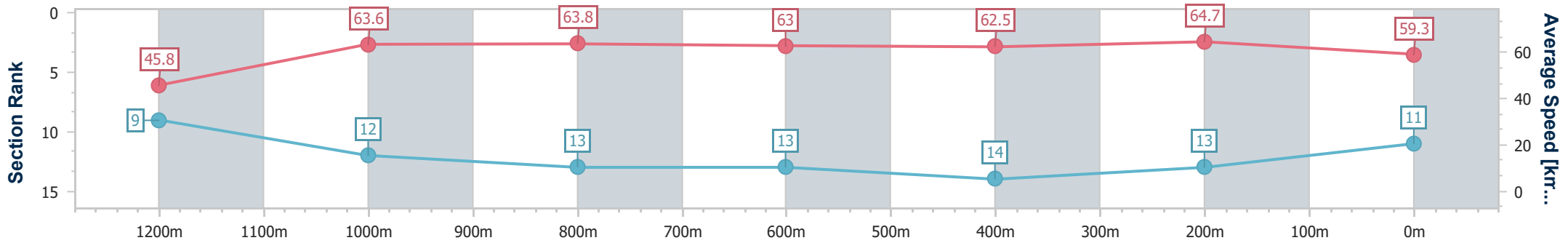


Eagle Farm QLD Professional  
 Race 3: SEN OXLADE STAKES - 1300m  
 15 June 2024 - 12:58  
 Track Rating: Good 4, Weather: Fine, Rail Position: +4.5m Entire



BRISBANE  
RACING CLUB

Section	Overall	1200m	1000m	800m	600m	400m	200m
Section Times	1:17.14 [11] (0:07.91)	1:09.23 [9] (0:11.36)	0:57.87 [12] (0:11.46)	0:46.41 [13] (0:11.49)	0:34.92 [13] (0:11.65)	0:23.27 [14] (0:11.17)	0:12.10 [13] (0:12.10)
Average Speed [km/h]	45.8	63.6	63.8	63.0	62.5	64.7	59.3
Top Speed [km/h]	62.2	64.3	64.4	64.4	63.9	65.4	63.3
Avg. Dist. to Rail [m]	11.3	3.7	2.5	1.9	2.6	7.9	9.7
Avg. Stride Freq. [Hz]	2.2	2.2	2.2	2.2	2.2	2.3	2.3
Avg. Stride Length [m]	5.7	7.9	8.1	8.0	7.9	7.8	7.3



- [ ] Ranking at each section and finish
- .-.- No data available at this section
- NA No data available



Horse/Jockey Name	Astra Star
Final Rank	12
Fastest Section Time (Section)	0:07.77 (Overall)
Top Speed [km/h] (Section)	67.9 (1200m)
Race State	Finished

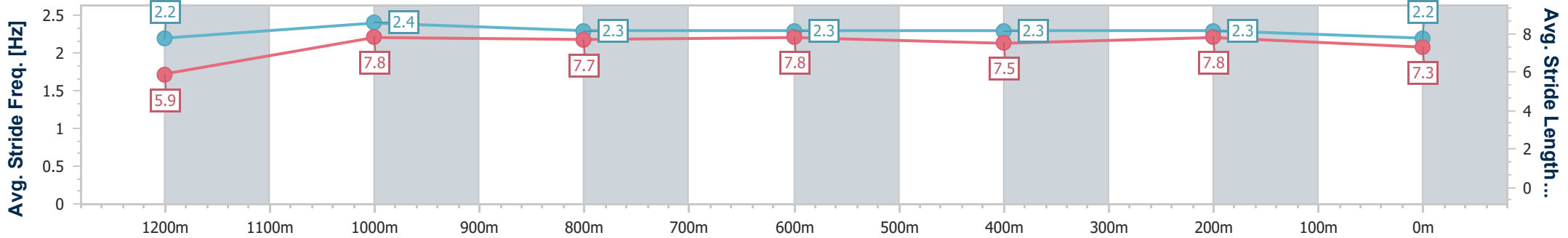
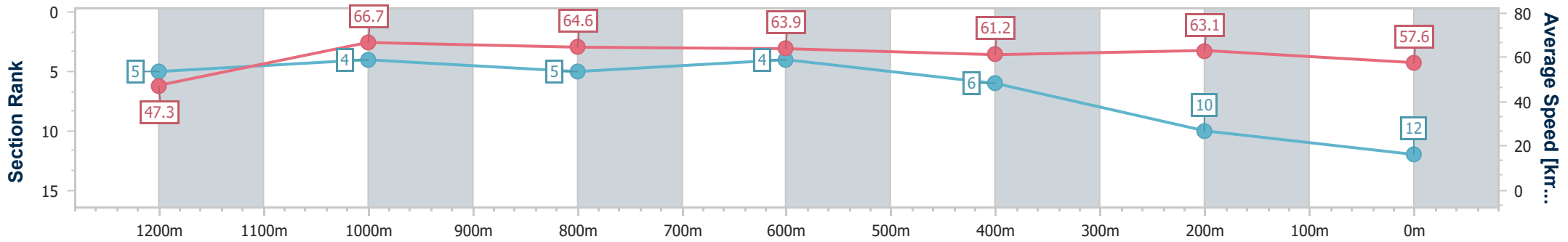


Eagle Farm QLD Professional  
 Race 3: SEN OXLADE STAKES - 1300m  
 15 June 2024 - 12:58  
 Track Rating: Good 4, Weather: Fine, Rail Position: +4.5m Entire



BRISBANE  
 RACING CLUB

Section	Overall	1200m	1000m	800m	600m	400m	200m
Section Times	1:17.24 [12] (0:07.77)	1:09.47 [5] (0:10.86)	0:58.61 [4] (0:11.37)	0:47.24 [5] (0:11.47)	0:35.77 [4] (0:11.86)	0:23.91 [6] (0:11.43)	0:12.48 [10] (0:12.48)
Average Speed [km/h]	47.3	66.7	64.6	63.9	61.2	63.1	57.6
Top Speed [km/h]	64.0	67.9	66.8	64.6	63.7	64.7	60.3
Avg. Dist. to Rail [m]	15.9	5.7	4.6	3.4	2.1	4.3	3.3
Avg. Stride Freq. [Hz]	2.2	2.4	2.3	2.3	2.3	2.3	2.2
Avg. Stride Length [m]	5.9	7.8	7.7	7.8	7.5	7.8	7.3



- [ ] Ranking at each section and finish
- .-.- No data available at this section
- NA No data available



Horse/Jockey Name	Tiye
Final Rank	13
Fastest Section Time (Section)	0:07.96 (Overall)
Top Speed [km/h] (Section)	67.0 (1200m)
Race State	Finished

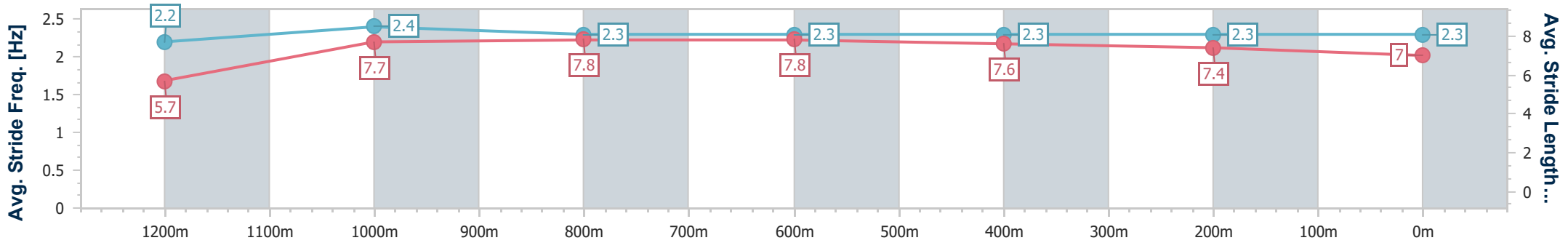
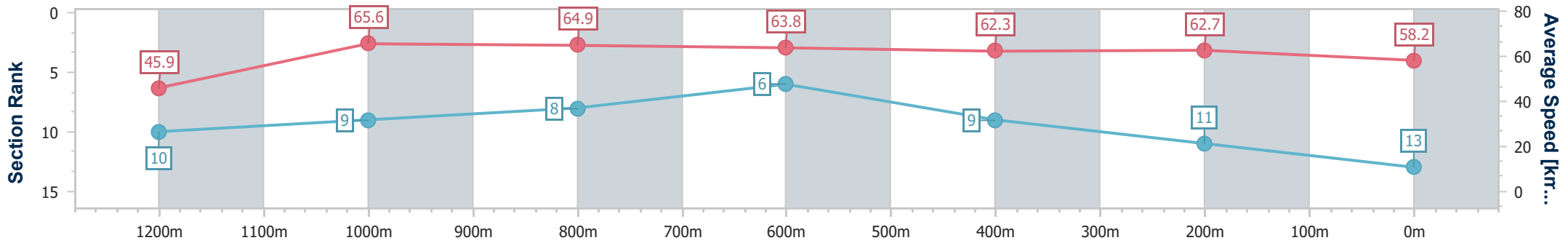


Eagle Farm QLD Professional  
 Race 3: SEN OXLADE STAKES - 1300m  
 15 June 2024 - 12:58  
 Track Rating: Good 4, Weather: Fine, Rail Position: +4.5m Entire



BRISBANE  
 RACING CLUB

Section	Overall	1200m	1000m	800m	600m	400m	200m
Section Times	1:17.26 [13] (0:07.96)	1:09.30 [10] (0:11.01)	0:58.29 [9] (0:11.29)	0:47.00 [8] (0:11.38)	0:35.62 [6] (0:11.75)	0:23.87 [9] (0:11.50)	0:12.37 [11] (0:12.37)
Average Speed [km/h]	45.9	65.6	64.9	63.8	62.3	62.7	58.2
Top Speed [km/h]	62.1	67.0	66.6	64.8	63.5	63.6	61.0
Avg. Dist. to Rail [m]	13.3	4.7	3.3	2.3	3.5	7.2	7.1
Avg. Stride Freq. [Hz]	2.2	2.4	2.3	2.3	2.3	2.3	2.3
Avg. Stride Length [m]	5.7	7.7	7.8	7.8	7.6	7.4	7.0



- [ ] Ranking at each section and finish
- .-.- No data available at this section
- NA No data available



Horse/Jockey Name	Appellant
Final Rank	14
Fastest Section Time (Section)	0:07.89 (Overall)
Top Speed [km/h] (Section)	66.5 (1200m)
Race State	Finished

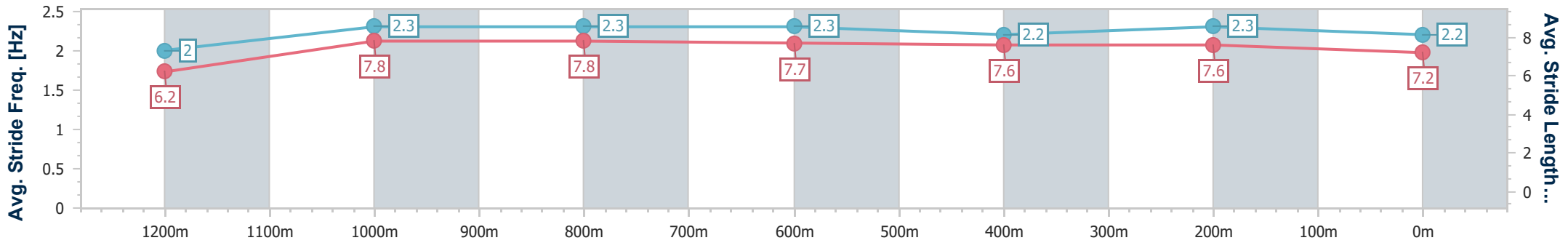
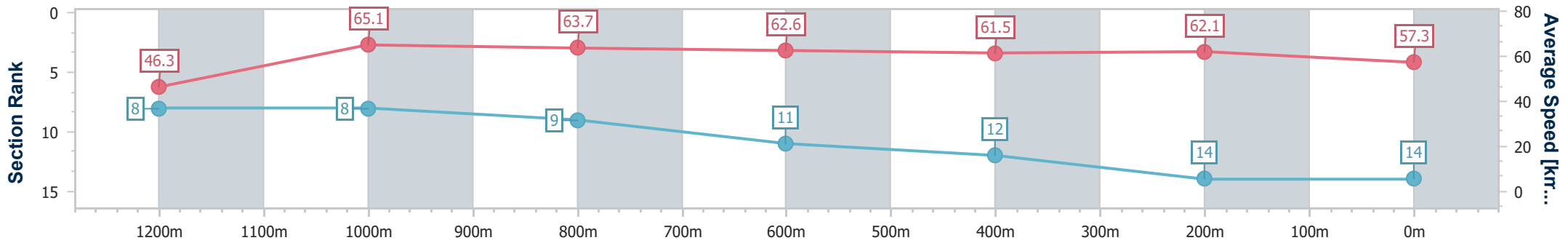


Eagle Farm QLD Professional  
 Race 3: SEN OXLADE STAKES - 1300m  
 15 June 2024 - 12:58  
 Track Rating: Good 4, Weather: Fine, Rail Position: +4.5m Entire



BRISBANE  
 RACING CLUB

Section	Overall	1200m	1000m	800m	600m	400m	200m
Section Times	1:17.88 [14] (0:07.89)	1:09.99 [8] (0:11.06)	0:58.93 [8] (0:11.40)	0:47.53 [9] (0:11.57)	0:35.96 [11] (0:11.83)	0:24.13 [12] (0:11.59)	0:12.54 [14] (0:12.54)
Average Speed [km/h]	46.3	65.1	63.7	62.6	61.5	62.1	57.3
Top Speed [km/h]	63.4	66.5	64.7	64.0	63.1	63.2	60.6
Avg. Dist. to Rail [m]	8.8	2.7	1.6	1.7	1.7	2.6	2.6
Avg. Stride Freq. [Hz]	2.0	2.3	2.3	2.3	2.2	2.3	2.2
Avg. Stride Length [m]	6.2	7.8	7.8	7.7	7.6	7.6	7.2



- [ ] Ranking at each section and finish
- .-.- No data available at this section
- NA No data available



# Eagle Farm QLD Professional

## Race 4: XXXX BRISBANE CUP - 3200m

15 June 2024 - 13:29



BRISBANE  
RACING CLUB

Track Rating: Good 4, Weather: Fine, Rail Position: +4.5m Entire

Section		Overall	3000m	2800m	2600m	2400m	2200m	2000m	Last 600m				
Field Times		3:20.71 (0:14.51)	3:06.20 (0:12.10)	2:54.10 (0:12.32)	2:41.78 (0:12.26)	2:29.52 (0:12.27)	2:17.25 (0:12.67)	2:04.58 (0:12.99)	0:37.00				
Rank	TAB Horse/Jockey	Barrier	Top Speed [km/h]	Fastest Section									Distance Travelled [m]
1	5 ALEGRON Dylan Gibbons	9	65.9 800m	0:11.52 800m	3:20.71 [1] (0:15.45)	3:05.26 [11] (0:12.72)	2:52.54 [11] (0:12.69)	2:39.85 [11] (0:12.45)	2:27.40 [11] (0:12.23)	2:15.17 [11] (0:12.61)	2:02.56 [10] (0:12.80)	0:35.96	
2	7 MOSTLY CLOUDY Blake Shinn	4	64.1 800m	0:11.63 800m	3:20.93 [2] (0:15.05)	3:05.88 [8] (0:12.69)	2:53.19 [8] (0:12.76)	2:40.43 [8] (0:12.58)	2:27.85 [9] (0:12.29)	2:15.56 [8] (0:12.60)	2:02.96 [9] (0:12.71)	0:36.34	-14
3	6 CAPTAIN ENVIOUS Mark Zahra	5	65.4 800m	0:11.51 800m	3:20.94 [3] (0:14.83)	3:06.11 [6] (0:12.79)	2:53.32 [7] (0:12.69)	2:40.63 [7] (0:12.37)	2:28.26 [7] (0:12.31)	2:15.95 [7] (0:12.55)	2:03.40 [7] (0:12.92)	0:36.67	-9
4	8 WARNING Jason Collett	3	62.7 1000m	0:11.82 800m	3:21.00 [4] (0:14.75)	3:06.25 [5] (0:12.55)	2:53.70 [6] (0:12.58)	2:41.12 [6] (0:12.32)	2:28.80 [6] (0:12.34)	2:16.46 [6] (0:12.56)	2:03.90 [6] (0:12.95)	0:36.62	-9
5	2 AMADE Daniel Stackhouse	7	65.8 1000m	0:11.63 800m	3:21.56 [5] (0:15.17)	3:06.39 [9] (0:12.67)	2:53.72 [9] (0:12.72)	2:41.00 [9] (0:12.50)	2:28.50 [8] (0:12.34)	2:16.16 [9] (0:12.55)	2:03.61 [8] (0:12.76)	0:37.05	-3
6	4 GOLDMAN Regan Bayliss	11	62.3 Overall	0:11.97 800m	3:21.59 [6] (0:14.59)	3:07.00 [4] (0:12.20)	2:54.80 [2] (0:12.41)	2:42.39 [2] (0:12.45)	2:29.94 [2] (0:12.25)	2:17.69 [2] (0:12.55)	2:05.14 [2] (0:12.97)	0:37.54	+3
7	9 TAPILDODLEDO Robbie Dolan	1	62.4 800m	0:11.86 800m	3:21.99 [7] (0:14.94)	3:07.05 [7] (0:12.29)	2:54.76 [5] (0:12.53)	2:42.23 [5] (0:12.33)	2:29.90 [5] (0:12.38)	2:17.52 [5] (0:12.51)	2:05.01 [5] (0:13.02)	0:37.61	-23
8	1 KNIGHTS ORDER Tim Clark	10	62.0 Overall	0:11.97 1000m	3:21.99 [8] (0:14.51)	3:07.48 [1] (0:12.10)	2:55.38 [1] (0:12.32)	2:43.06 [1] (0:12.26)	2:30.80 [1] (0:12.27)	2:18.53 [1] (0:12.67)	2:05.86 [1] (0:12.99)	0:38.28	-18
9	10 CASUAL CONNECTION Damien Thornton	8	62.2 600m	0:11.89 800m	3:22.11 [9] (0:14.58)	3:07.53 [3] (0:12.43)	2:55.10 [4] (0:12.49)	2:42.61 [4] (0:12.49)	2:30.12 [4] (0:12.26)	2:17.86 [4] (0:12.55)	2:05.31 [4] (0:12.98)	0:37.89	-12
10	3 SELINO Tommy Berry	2	64.3 800m	0:11.74 800m	3:22.31 [10] (0:15.34)	3:06.97 [10] (0:12.71)	2:54.26 [10] (0:12.76)	2:41.50 [10] (0:12.41)	2:29.09 [10] (0:12.27)	2:16.82 [10] (0:12.68)	2:04.14 [11] (0:12.79)	0:37.40	-18

[ ] Ranking at each section and finish  
 -:-:- No data available at this section  
 NA No data available

SCN Saddle cloth number  
 DNF Did not finish  
 DNT Did not track





**Eagle Farm QLD Professional**  
**Race 4: XXXX BRISBANE CUP - 3200m**  
**15 June 2024 - 13:29**



Track Rating: Good 4, Weather: Fine, Rail Position: +4.5m Entire

Section	Overall	3000m	2800m	2600m	2400m	2200m	2000m	Last 600m
Field Times	3:20.71 (0:14.51)	3:06.20 (0:12.10)	2:54.10 (0:12.32)	2:41.78 (0:12.26)	2:29.52 (0:12.27)	2:17.25 (0:12.67)	2:04.58 (0:12.99)	0:37.00

Rank	TAB	Horse/Jockey	Barrier	Top Speed [km/h]	Fastest Section								Distance Travelled [m]	
11	11	TAPPY'S LAD	6	61.0	0:12.16	3:23.26 [11]	3:08.71 [2]	2:56.37 [3]	2:43.88 [3]	2:31.57 [3]	2:19.24 [3]	2:06.71 [3]	0:38.80	-25
		Nikita Beriman		800m	1000m	(0:14.55)	(0:12.34)	(0:12.49)	(0:12.31)	(0:12.33)	(0:12.53)	(0:13.01)		

[ ] Ranking at each section and finish  
 -:-:- No data available at this section  
 NA No data available

SCN Saddle cloth number  
 DNF Did not finish  
 DNT Did not track



# Eagle Farm QLD Professional

## Race 4: XXXX BRISBANE CUP - 3200m

15 June 2024 - 13:29



BRISBANE  
RACING CLUB

Track Rating: Good 4, Weather: Fine, Rail Position: +4.5m Entire

Section		1800m	1600m	1400m	1200m	1000m	800m	600m	Last 600m				
Field Times		1:51.59 (0:13.02)	1:38.57 (0:12.76)	1:25.81 (0:12.50)	1:13.31 (0:12.30)	1:01.01 (0:11.97)	0:49.04 (0:12.04)	0:37.00 (0:12.21)	0:37.00				
Rank	TAB Horse/Jockey	Barrier	Top Speed [km/h]	Fastest Section									Distance Travelled [m]
1	5 ALEGRON Dylan Gibbons	9	65.9 800m	0:11.52 800m	1:49.76 [10] (0:13.03)	1:36.73 [11] (0:12.68)	1:24.05 [11] (0:12.55)	1:11.50 [11] (0:12.17)	0:59.33 [11] (0:11.85)	0:47.48 [11] (0:11.52)	0:35.96 [10] (0:11.89)	0:35.96	
2	7 MOSTLY CLOUDY Blake Shinn	4	64.1 800m	0:11.63 800m	1:50.25 [8] (0:12.96)	1:37.29 [9] (0:12.62)	1:24.67 [8] (0:12.56)	1:12.11 [8] (0:12.15)	0:59.96 [8] (0:11.99)	0:47.97 [9] (0:11.63)	0:36.34 [9] (0:11.68)	0:36.34	-14
3	6 CAPTAIN ENVIOUS Mark Zahra	5	65.4 800m	0:11.51 800m	1:50.48 [7] (0:12.90)	1:37.58 [7] (0:12.75)	1:24.83 [7] (0:12.54)	1:12.29 [7] (0:12.19)	1:00.10 [7] (0:11.92)	0:48.18 [7] (0:11.51)	0:36.67 [4] (0:11.87)	0:36.67	-9
4	8 WARNING Jason Collett	3	62.7 1000m	0:11.82 800m	1:50.95 [6] (0:12.97)	1:37.98 [6] (0:12.79)	1:25.19 [6] (0:12.53)	1:12.66 [6] (0:12.26)	1:00.40 [6] (0:11.96)	0:48.44 [6] (0:11.82)	0:36.62 [5] (0:11.96)	0:36.62	-9
5	2 AMADE Daniel Stackhouse	7	65.8 1000m	0:11.63 800m	1:50.85 [9] (0:12.90)	1:37.95 [8] (0:12.68)	1:25.27 [9] (0:12.56)	1:12.71 [9] (0:12.21)	1:00.50 [9] (0:11.82)	0:48.68 [8] (0:11.63)	0:37.05 [8] (0:11.95)	0:37.05	-3
6	4 GOLDMAN Regan Bayliss	11	62.3 Overall	0:11.97 800m	1:52.17 [2] (0:12.98)	1:39.19 [2] (0:12.76)	1:26.43 [2] (0:12.51)	1:13.92 [2] (0:12.34)	1:01.58 [2] (0:12.07)	0:49.51 [2] (0:11.97)	0:37.54 [2] (0:12.06)	0:37.54	+3
7	9 TAPILDOODLEDO Robbie Dolan	1	62.4 800m	0:11.86 800m	1:51.99 [5] (0:12.95)	1:39.04 [5] (0:12.75)	1:26.29 [5] (0:12.50)	1:13.79 [5] (0:12.33)	1:01.46 [5] (0:11.99)	0:49.47 [5] (0:11.86)	0:37.61 [6] (0:12.05)	0:37.61	-23
8	1 KNIGHTS ORDER Tim Clark	10	62.0 Overall	0:11.97 1000m	1:52.87 [1] (0:13.02)	1:39.85 [1] (0:12.76)	1:27.09 [1] (0:12.50)	1:14.59 [1] (0:12.30)	1:02.29 [1] (0:11.97)	0:50.32 [1] (0:12.04)	0:38.28 [1] (0:12.21)	0:38.28	-18
9	10 CASUAL CONNECTION Damien Thornton	8	62.2 600m	0:11.89 800m	1:52.33 [4] (0:12.99)	1:39.34 [4] (0:12.80)	1:26.54 [4] (0:12.52)	1:14.02 [4] (0:12.32)	1:01.70 [4] (0:11.92)	0:49.78 [4] (0:11.89)	0:37.89 [3] (0:11.97)	0:37.89	-12
10	3 SELINO Tommy Berry	2	64.3 800m	0:11.74 800m	1:51.35 [11] (0:12.91)	1:38.44 [10] (0:12.65)	1:25.79 [10] (0:12.53)	1:13.26 [10] (0:12.26)	1:01.00 [10] (0:11.86)	0:49.14 [10] (0:11.74)	0:37.40 [11] (0:11.96)	0:37.40	-18

[ ] Ranking at each section and finish  
 -:-:- No data available at this section  
 NA No data available

SCN Saddle cloth number  
 DNF Did not finish  
 DNT Did not track



**Eagle Farm QLD Professional**  
**Race 4: XXXX BRISBANE CUP - 3200m**  
**15 June 2024 - 13:29**



Track Rating: Good 4, Weather: Fine, Rail Position: +4.5m Entire

Section	1800m	1600m	1400m	1200m	1000m	800m	600m	Last 600m
Field Times	1:51.59 (0:13.02)	1:38.57 (0:12.76)	1:25.81 (0:12.50)	1:13.31 (0:12.30)	1:01.01 (0:11.97)	0:49.04 (0:12.04)	0:37.00 (0:12.21)	0:37.00

Rank	TAB	Horse/Jockey	Barrier	Top Speed [km/h]	Fastest Section	1800m	1600m	1400m	1200m	1000m	800m	600m	Last 600m	Distance Travelled [m]
11	11	TAPPY'S LAD	6	61.0	0:12.16	1:53.70 [3]	1:40.72 [3]	1:27.99 [3]	1:15.47 [3]	1:03.14 [3]	0:50.98 [3]	0:38.80 [7]	0:38.80	-25
		Nikita Beriman		800m	1000m	(0:12.98)	(0:12.73)	(0:12.52)	(0:12.33)	(0:12.16)	(0:12.18)	(0:12.52)		

[ ] Ranking at each section and finish  
 -:-:- No data available at this section  
 NA No data available

SCN Saddle cloth number  
 DNF Did not finish  
 DNT Did not track



**Eagle Farm QLD Professional**  
**Race 4: XXXX BRISBANE CUP - 3200m**  
**15 June 2024 - 13:29**



Track Rating: Good 4, Weather: Fine, Rail Position: +4.5m Entire

Section				400m	200m			Last 600m			
Field Times				0:24.79	0:12.63			0:37.00			
				(0:12.16)	(0:12.63)						
Rank	TAB	Horse/Jockey	Barrier	Top Speed [km/h]	Fastest Section	Margin				Distance Travelled [m]	
1	5	<b>ALEGRON</b> Dylan Gibbons	9	65.9 800m	0:11.52 800m	0:24.07 [9] (0:11.67)	0:12.40 [2] (0:12.40)	3:20.71		0:35.96	
2	7	<b>MOSTLY CLOUDY</b> Blake Shinn	4	64.1 800m	0:11.63 800m	0:24.66 [5] (0:12.18)	0:12.48 [6] (0:12.48)	1.32L		0:36.34	-14
3	6	<b>CAPTAIN ENVIOUS</b> Mark Zahra	5	65.4 800m	0:11.51 800m	0:24.80 [3] (0:11.94)	0:12.86 [1] (0:12.86)	1.34L		0:36.67	-9
4	8	<b>WARNING</b> Jason Collett	3	62.7 1000m	0:11.82 800m	0:24.66 [6] (0:12.07)	0:12.59 [4] (0:12.59)	1.69L		0:36.62	-9
5	2	<b>AMADE</b> Daniel Stackhouse	7	65.8 1000m	0:11.63 800m	0:25.10 [8] (0:12.10)	0:13.00 [8] (0:13.00)	5.03L		0:37.05	-3
6	4	<b>GOLDMAN</b> Regan Bayliss	11	62.3 Overall	0:11.97 800m	0:25.48 [2] (0:12.28)	0:13.20 [3] (0:13.20)	5.21L		0:37.54	+3
7	9	<b>TAPILDOODLEDO</b> Robbie Dolan	1	62.4 800m	0:11.86 800m	0:25.56 [7] (0:12.29)	0:13.27 [9] (0:13.27)	7.52L		0:37.61	-23
8	1	<b>KNIGHTS ORDER</b> Tim Clark	10	62.0 Overall	0:11.97 1000m	0:26.07 [1] (0:12.52)	0:13.55 [5] (0:13.55)	7.53L		0:38.28	-18
9	10	<b>CASUAL CONNECTION</b> Damien Thornton	8	62.2 600m	0:11.89 800m	0:25.92 [4] (0:12.31)	0:13.61 [7] (0:13.61)	8.22L		0:37.89	-12
10	3	<b>SELINO</b> Tommy Berry	2	64.3 800m	0:11.74 800m	0:25.44 [10] (0:12.29)	0:13.15 [10] (0:13.15)	9.4L		0:37.40	-18

[ ] Ranking at each section and finish  
 -:-:- No data available at this section  
 NA No data available

SCN Saddle cloth number  
 DNF Did not finish  
 DNT Did not track



**Eagle Farm QLD Professional**  
**Race 4: XXXX BRISBANE CUP - 3200m**  
**15 June 2024 - 13:29**



Track Rating: Good 4, Weather: Fine, Rail Position: +4.5m Entire

Section		400m		200m		Last 600m	
Field Times		0:24.79 (0:12.16)		0:12.63 (0:12.63)		0:37.00	
Rank	TAB Horse/Jockey	Barrier	Top Speed [km/h]	Fastest Section	Margin	Distance Travelled [m]	
11	11 TAPPY'S LAD Nikita Beriman	6	61.0 800m	0:12.16 1000m	0:26.28 [11] (0:12.67)	0:13.61 [11] (0:13.61)	14.99L 0:38.80 -25



Horse/Jockey Name	Alegron
Final Rank	1
Fastest Section Time (Section)	0:11.52 (800m)
Top Speed [km/h] (Section)	65.9 (800m)
Race State	Finished

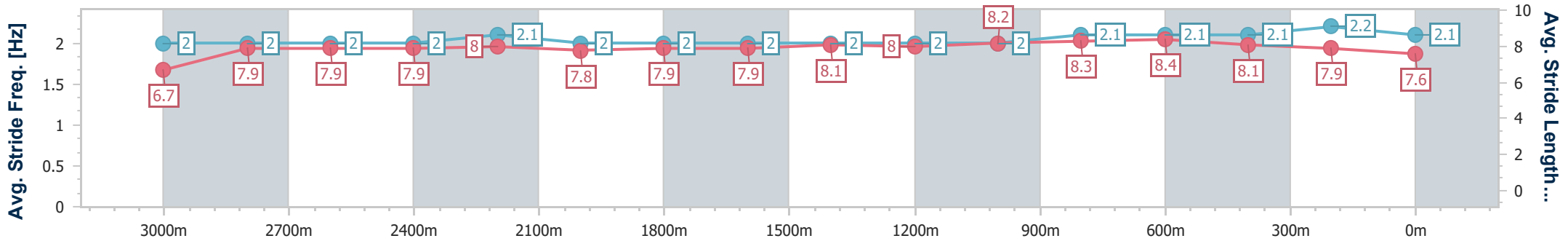
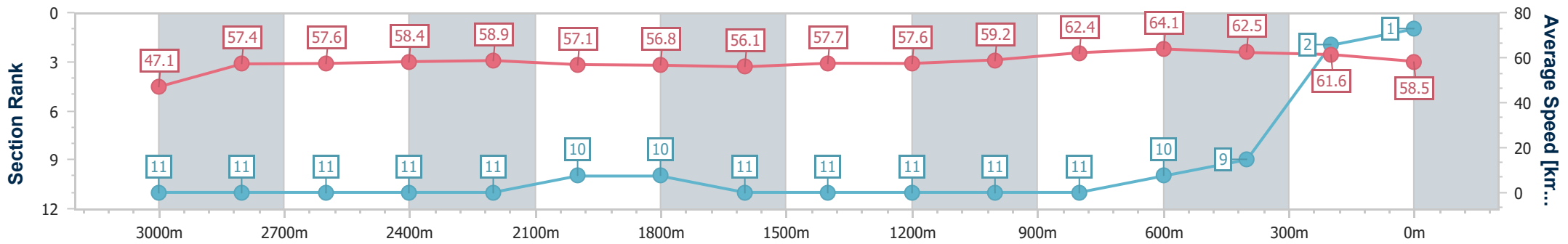


Eagle Farm QLD Professional  
 Race 4: XXXX BRISBANE CUP - 3200m  
 15 June 2024 - 13:29  
 Track Rating: Good 4, Weather: Fine, Rail Position: +4.5m Entire



BRISBANE  
 RACING CLUB

Section	2600m	2400m	2200m	2000m	1800m	1600m	1400m	1200m	1000m	800m	600m	400m	200m
Section Times	2:39.85 [11] (0:12.45)	2:27.40 [11] (0:12.23)	2:15.17 [11] (0:12.61)	2:02.56 [10] (0:12.80)	1:49.76 [10] (0:13.03)	1:36.73 [11] (0:12.68)	1:24.05 [11] (0:12.55)	1:11.50 [11] (0:12.17)	0:59.33 [11] (0:11.85)	0:47.48 [11] (0:11.52)	0:35.96 [10] (0:11.89)	0:24.07 [9] (0:11.67)	0:12.40 [2] (0:12.40)
Average Speed [km/h]	58.4	58.9	57.1	56.8	56.1	57.7	57.6	59.2	62.4	64.1	62.5	61.6	58.5
Top Speed [km/h]	59.6	59.7	57.6	58.0	57.2	58.2	58.2	60.8	65.8	65.9	63.0	63.3	59.9
Avg. Dist. to Rail [m]	2.6	1.8	1.1	1.5	3.7	4.2	4.0	3.8	4.7	6.0	6.4	8.3	6.8
Avg. Stride Freq. [Hz]	2.0	2.1	2.0	2.0	2.0	2.0	2.0	2.0	2.1	2.1	2.1	2.2	2.1
Avg. Stride Length [m]	7.9	8.0	7.8	7.9	7.9	8.1	8.0	8.2	8.3	8.4	8.1	7.9	7.6



- [ ] Ranking at each section and finish
- .-.- No data available at this section
- NA No data available



Horse/Jockey Name	Mostly Cloudy
Final Rank	2
Fastest Section Time (Section)	0:11.63 (800m)
Top Speed [km/h] (Section)	64.1 (800m)
Race State	Finished

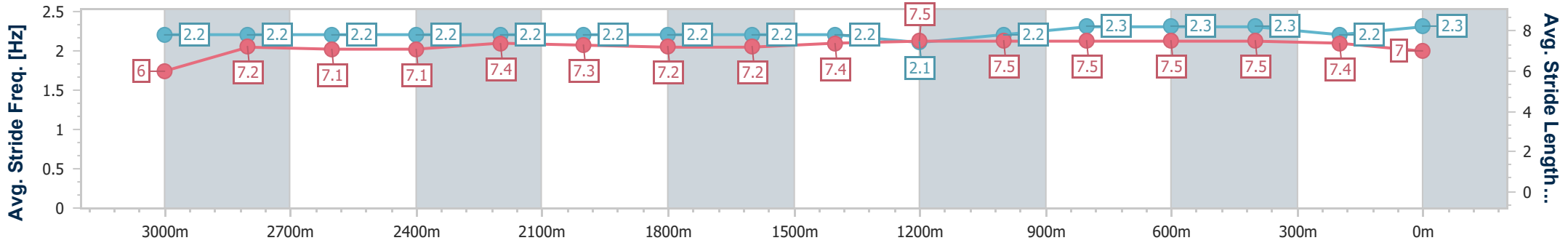
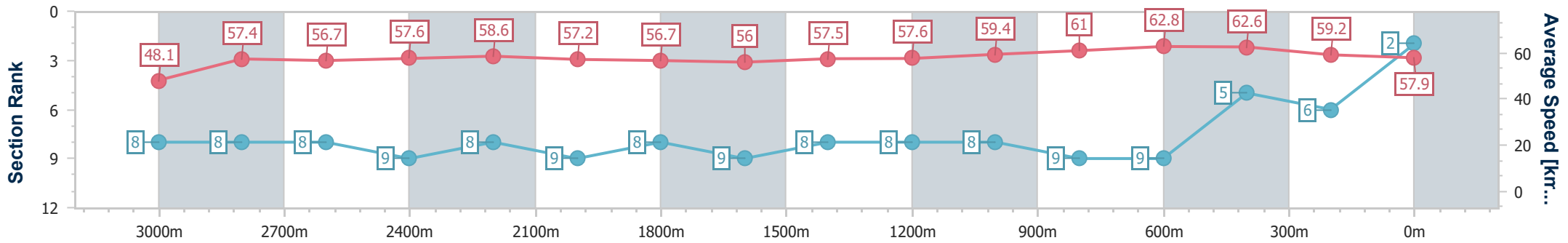


Eagle Farm QLD Professional  
 Race 4: XXXX BRISBANE CUP - 3200m  
 15 June 2024 - 13:29  
 Track Rating: Good 4, Weather: Fine, Rail Position: +4.5m Entire



BRISBANE RACING CLUB

Section	2600m	2400m	2200m	2000m	1800m	1600m	1400m	1200m	1000m	800m	600m	400m	200m
Section Times	2:40.43 [8] (0:12.58)	2:27.85 [9] (0:12.29)	2:15.56 [8] (0:12.60)	2:02.96 [9] (0:12.71)	1:50.25 [8] (0:12.96)	1:37.29 [9] (0:12.62)	1:24.67 [8] (0:12.56)	1:12.11 [8] (0:12.15)	0:59.96 [8] (0:11.99)	0:47.97 [9] (0:11.63)	0:36.34 [9] (0:11.68)	0:24.66 [5] (0:12.18)	0:12.48 [6] (0:12.48)
Average Speed [km/h]	57.6	58.6	57.2	56.7	56.0	57.5	57.6	59.4	61.0	62.8	62.6	59.2	57.9
Top Speed [km/h]	59.3	59.3	57.9	57.3	56.8	58.2	58.6	61.1	63.2	64.1	63.1	62.2	59.0
Avg. Dist. to Rail [m]	1.7	1.5	1.2	0.8	1.9	3.1	2.8	3.0	3.1	3.8	2.8	0.7	0.9
Avg. Stride Freq. [Hz]	2.2	2.2	2.2	2.2	2.2	2.2	2.1	2.2	2.3	2.3	2.3	2.2	2.3
Avg. Stride Length [m]	7.1	7.4	7.3	7.2	7.2	7.4	7.5	7.5	7.5	7.5	7.5	7.4	7.0



- [ ] Ranking at each section and finish
- .-.- No data available at this section
- NA No data available



Horse/Jockey Name	Captain Envious
Final Rank	3
Fastest Section Time (Section)	0:11.51 (800m)
Top Speed [km/h] (Section)	65.4 (800m)
Race State	Finished

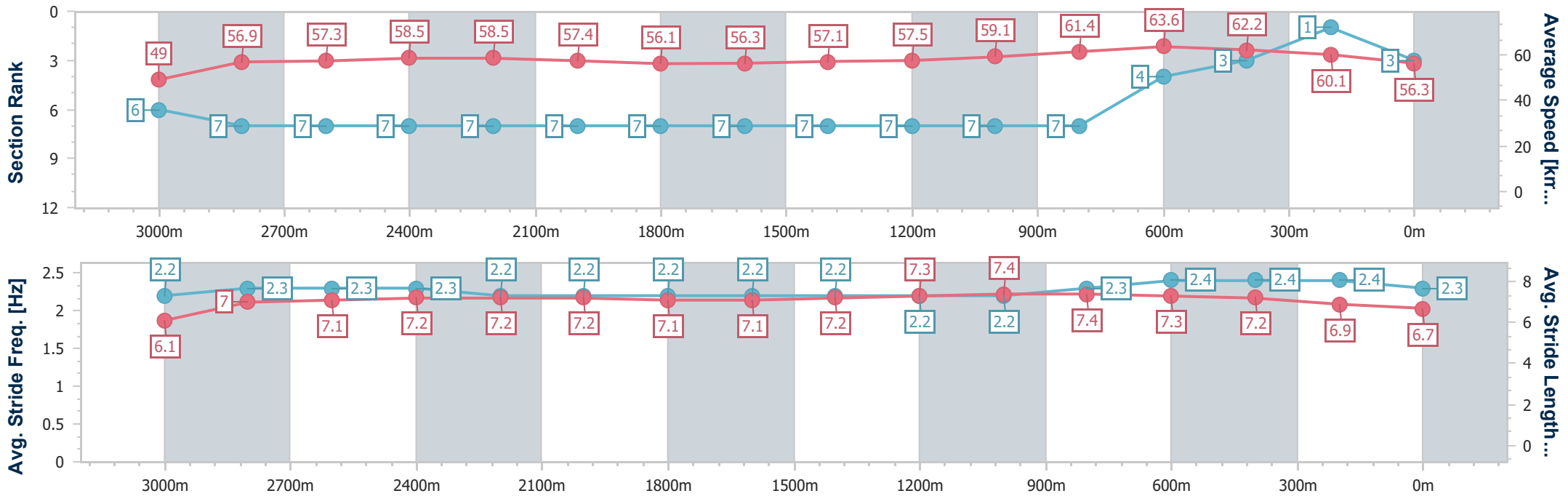


Eagle Farm QLD Professional  
 Race 4: XXXX BRISBANE CUP - 3200m  
 15 June 2024 - 13:29  
 Track Rating: Good 4, Weather: Fine, Rail Position: +4.5m Entire



BRISBANE  
RACING CLUB

Section	2600m	2400m	2200m	2000m	1800m	1600m	1400m	1200m	1000m	800m	600m	400m	200m
Section Times	2:40.63 [7] (0:12.37)	2:28.26 [7] (0:12.31)	2:15.95 [7] (0:12.55)	2:03.40 [7] (0:12.92)	1:50.48 [7] (0:12.90)	1:37.58 [7] (0:12.75)	1:24.83 [7] (0:12.54)	1:12.29 [7] (0:12.19)	1:00.10 [7] (0:11.92)	0:48.18 [7] (0:11.51)	0:36.67 [4] (0:11.87)	0:24.80 [3] (0:11.94)	0:12.86 [1] (0:12.86)
Average Speed [km/h]	58.5	58.5	57.4	56.1	56.3	57.1	57.5	59.1	61.4	63.6	62.2	60.1	56.3
Top Speed [km/h]	59.7	59.5	58.0	57.4	57.2	57.9	58.7	59.5	63.9	65.4	63.6	62.5	58.6
Avg. Dist. to Rail [m]	1.7	1.9	1.9	1.0	1.9	2.8	2.8	2.9	2.9	3.9	5.0	4.9	2.5
Avg. Stride Freq. [Hz]	2.3	2.2	2.2	2.2	2.2	2.2	2.2	2.2	2.3	2.4	2.4	2.4	2.3
Avg. Stride Length [m]	7.2	7.2	7.2	7.1	7.1	7.2	7.3	7.4	7.4	7.3	7.2	6.9	6.7



- [ ] Ranking at each section and finish
- .-.- No data available at this section
- NA No data available





Horse/Jockey Name	Warning
Final Rank	4
Fastest Section Time (Section)	0:11.82 (800m)
Top Speed [km/h] (Section)	62.7 (1000m)
Race State	Finished

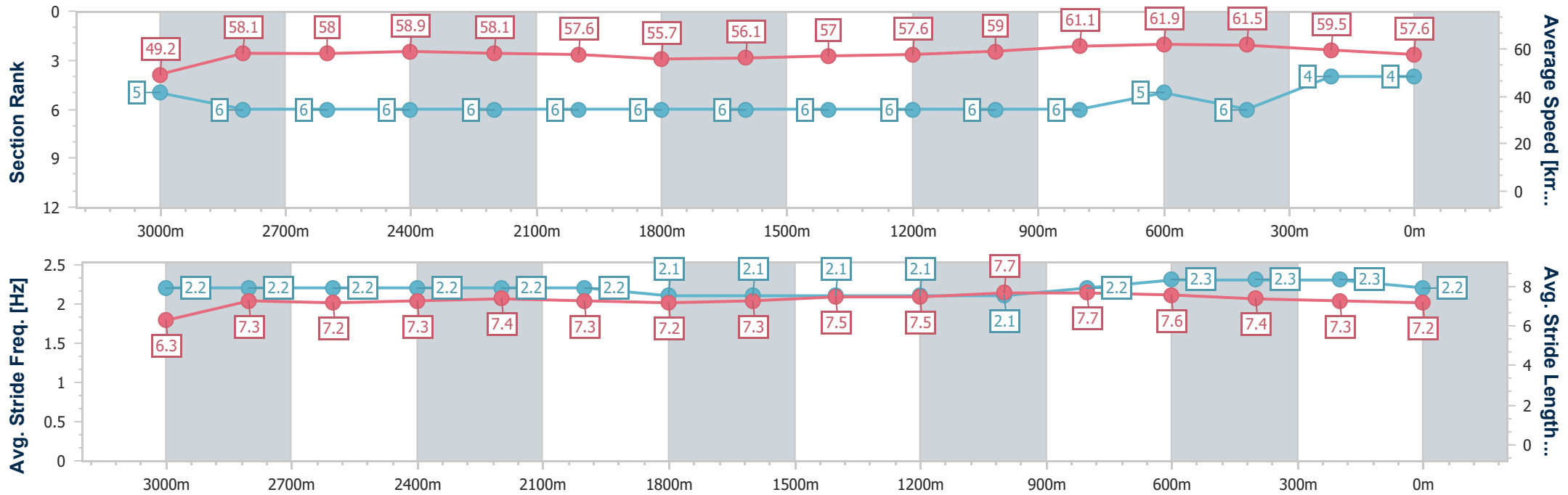


Eagle Farm QLD Professional  
 Race 4: XXXX BRISBANE CUP - 3200m  
 15 June 2024 - 13:29  
 Track Rating: Good 4, Weather: Fine, Rail Position: +4.5m Entire



BRISBANE  
 RACING CLUB

Section	2600m	2400m	2200m	2000m	1800m	1600m	1400m	1200m	1000m	800m	600m	400m	200m
Section Times	2:41.12 [6] (0:12.32)	2:28.80 [6] (0:12.34)	2:16.46 [6] (0:12.56)	2:03.90 [6] (0:12.95)	1:50.95 [6] (0:12.97)	1:37.98 [6] (0:12.79)	1:25.19 [6] (0:12.53)	1:12.66 [6] (0:12.26)	1:00.40 [6] (0:11.96)	0:48.44 [6] (0:11.82)	0:36.62 [5] (0:11.96)	0:24.66 [6] (0:12.07)	0:12.59 [4] (0:12.59)
Average Speed [km/h]	58.9	58.1	57.6	55.7	56.1	57.0	57.6	59.0	61.1	61.9	61.5	59.5	57.6
Top Speed [km/h]	59.4	59.0	58.5	56.9	57.2	58.3	58.3	59.2	62.7	62.6	62.1	61.0	58.9
Avg. Dist. to Rail [m]	2.0	2.0	1.9	0.8	2.3	2.9	2.9	3.2	3.2	4.4	3.1	3.5	4.4
Avg. Stride Freq. [Hz]	2.2	2.2	2.2	2.1	2.1	2.1	2.1	2.1	2.2	2.3	2.3	2.3	2.2
Avg. Stride Length [m]	7.3	7.4	7.3	7.2	7.3	7.5	7.5	7.7	7.7	7.6	7.4	7.3	7.2



- [ ] Ranking at each section and finish
- .-.- No data available at this section
- NA No data available



Horse/Jockey Name	Amade
Final Rank	5
Fastest Section Time (Section)	0:11.63 (800m)
Top Speed [km/h] (Section)	65.8 (1000m)
Race State	Finished

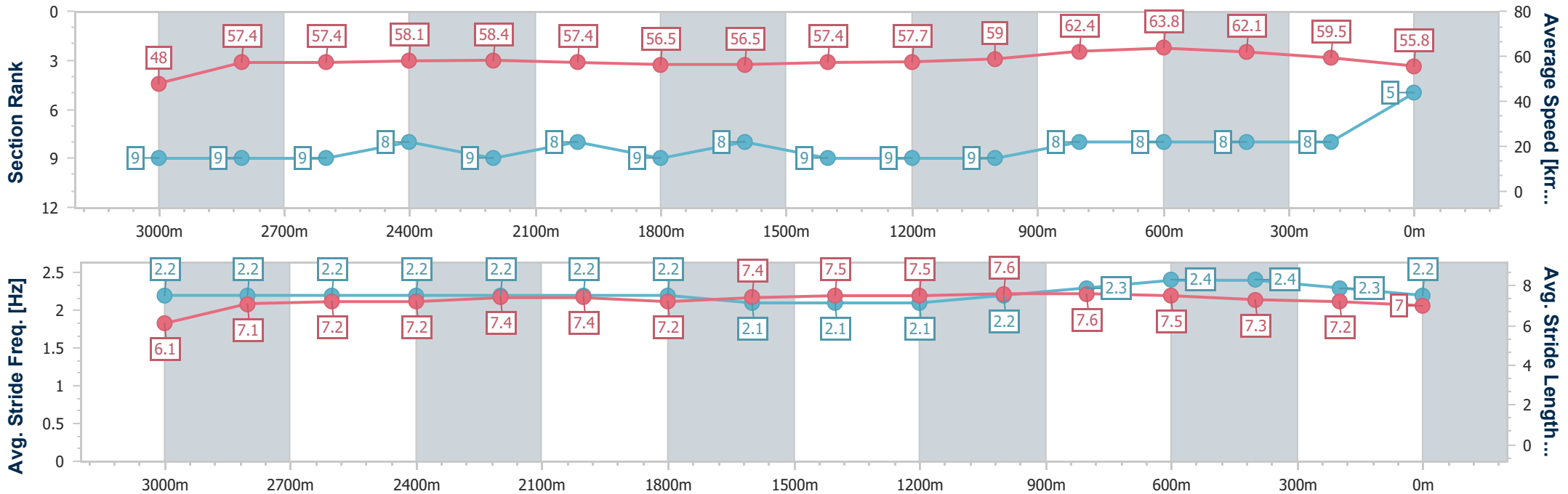


Eagle Farm QLD Professional  
 Race 4: XXXX BRISBANE CUP - 3200m  
 15 June 2024 - 13:29  
 Track Rating: Good 4, Weather: Fine, Rail Position: +4.5m Entire



BRISBANE RACING CLUB

Section	2600m	2400m	2200m	2000m	1800m	1600m	1400m	1200m	1000m	800m	600m	400m	200m
Section Times	2:41.00 [9] (0:12.50)	2:28.50 [8] (0:12.34)	2:16.16 [9] (0:12.55)	2:03.61 [8] (0:12.76)	1:50.85 [9] (0:12.90)	1:37.95 [8] (0:12.68)	1:25.27 [9] (0:12.56)	1:12.71 [9] (0:12.21)	1:00.50 [9] (0:11.82)	0:48.68 [8] (0:11.63)	0:37.05 [8] (0:11.95)	0:25.10 [8] (0:12.10)	0:13.00 [8] (0:13.00)
Average Speed [km/h]	58.1	58.4	57.4	56.5	56.5	57.4	57.7	59.0	62.4	63.8	62.1	59.5	55.8
Top Speed [km/h]	59.2	59.0	57.9	58.2	57.0	57.8	58.8	60.5	65.8	65.4	64.2	61.3	56.8
Avg. Dist. to Rail [m]	2.6	1.8	1.6	0.6	1.9	4.2	4.6	4.7	4.7	6.3	6.4	4.1	2.5
Avg. Stride Freq. [Hz]	2.2	2.2	2.2	2.2	2.1	2.1	2.1	2.2	2.3	2.4	2.4	2.3	2.2
Avg. Stride Length [m]	7.2	7.4	7.4	7.2	7.4	7.5	7.5	7.6	7.6	7.5	7.3	7.2	7.0



- [ ] Ranking at each section and finish
- .-.- No data available at this section
- NA No data available



Horse/Jockey Name	Goldman
Final Rank	6
Fastest Section Time (Section)	0:11.97 (800m)
Top Speed [km/h] (Section)	62.3 (Overall)
Race State	Finished

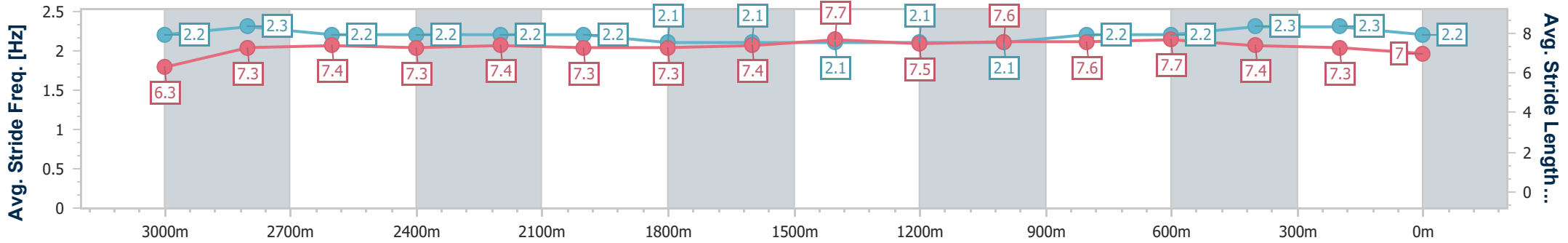
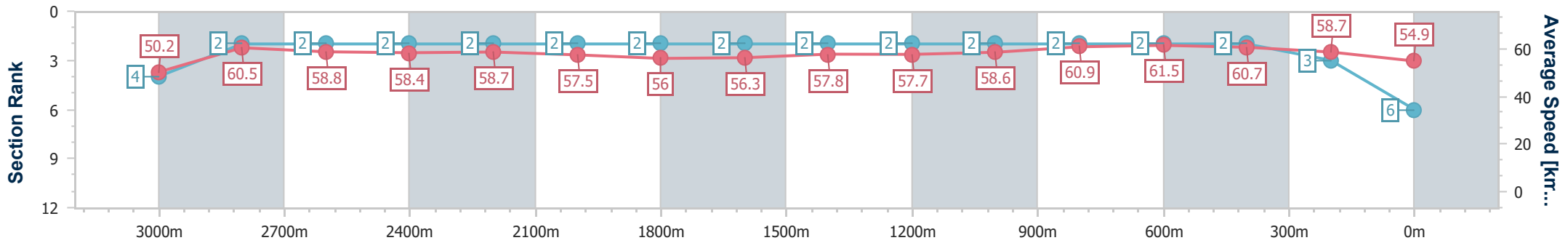


Eagle Farm QLD Professional  
 Race 4: XXXX BRISBANE CUP - 3200m  
 15 June 2024 - 13:29  
 Track Rating: Good 4, Weather: Fine, Rail Position: +4.5m Entire



BRISBANE  
 RACING CLUB

Section	2600m	2400m	2200m	2000m	1800m	1600m	1400m	1200m	1000m	800m	600m	400m	200m
Section Times	2:42.39 [2] (0:12.45)	2:29.94 [2] (0:12.25)	2:17.69 [2] (0:12.55)	2:05.14 [2] (0:12.97)	1:52.17 [2] (0:12.98)	1:39.19 [2] (0:12.76)	1:26.43 [2] (0:12.51)	1:13.92 [2] (0:12.34)	1:01.58 [2] (0:12.07)	0:49.51 [2] (0:11.97)	0:37.54 [2] (0:12.06)	0:25.48 [2] (0:12.28)	0:13.20 [3] (0:13.20)
Average Speed [km/h]	58.4	58.7	57.5	56.0	56.3	57.8	57.7	58.6	60.9	61.5	60.7	58.7	54.9
Top Speed [km/h]	59.4	59.4	59.2	56.5	57.3	58.2	58.4	59.1	62.0	62.1	62.1	60.1	57.5
Avg. Dist. to Rail [m]	2.8	2.4	1.4	1.2	3.8	5.8	5.2	4.8	4.9	4.4	3.7	2.1	0.9
Avg. Stride Freq. [Hz]	2.2	2.2	2.2	2.1	2.1	2.1	2.1	2.1	2.2	2.2	2.3	2.3	2.2
Avg. Stride Length [m]	7.3	7.4	7.3	7.3	7.4	7.7	7.5	7.6	7.6	7.7	7.4	7.3	7.0



- [ ] Ranking at each section and finish
- .-.- No data available at this section
- NA No data available



Horse/Jockey Name	Tapildoodleo
Final Rank	7
Fastest Section Time (Section)	0:11.86 (800m)
Top Speed [km/h] (Section)	62.4 (800m)
Race State	Finished

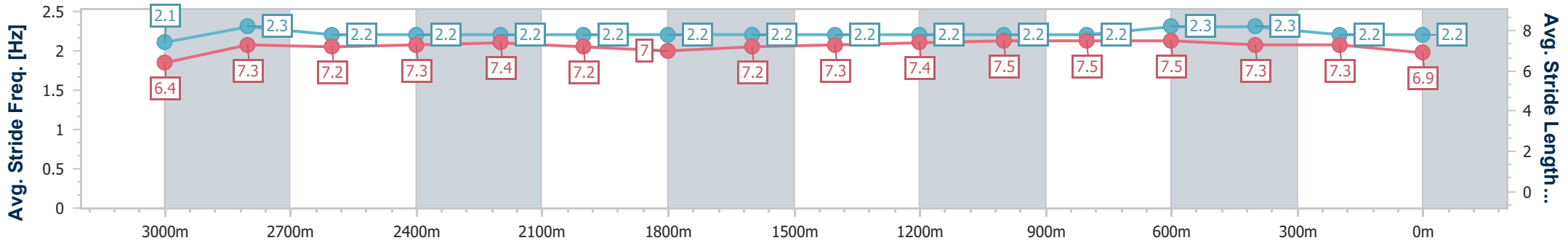
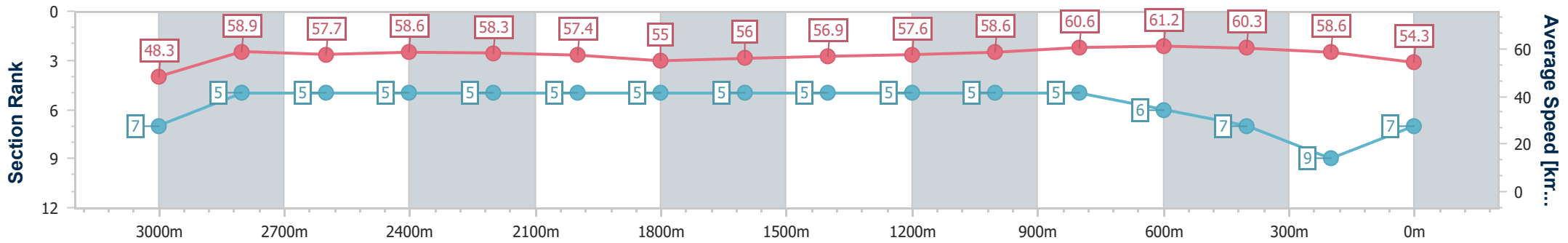


Eagle Farm QLD Professional  
 Race 4: XXXX BRISBANE CUP - 3200m  
 15 June 2024 - 13:29  
 Track Rating: Good 4, Weather: Fine, Rail Position: +4.5m Entire



BRISBANE  
RACING CLUB

Section	2600m	2400m	2200m	2000m	1800m	1600m	1400m	1200m	1000m	800m	600m	400m	200m
Section Times	2:42.23 [5] (0:12.33)	2:29.90 [5] (0:12.38)	2:17.52 [5] (0:12.51)	2:05.01 [5] (0:13.02)	1:51.99 [5] (0:12.95)	1:39.04 [5] (0:12.75)	1:26.29 [5] (0:12.50)	1:13.79 [5] (0:12.33)	1:01.46 [5] (0:11.99)	0:49.47 [5] (0:11.86)	0:37.61 [6] (0:12.05)	0:25.56 [7] (0:12.29)	0:13.27 [9] (0:13.27)
Average Speed [km/h]	58.6	58.3	57.4	55.0	56.0	56.9	57.6	58.6	60.6	61.2	60.3	58.6	54.3
Top Speed [km/h]	59.8	58.9	58.4	55.9	57.2	57.6	58.0	59.6	62.1	62.4	61.9	62.2	55.3
Avg. Dist. to Rail [m]	0.6	0.2	0.8	0.8	1.3	2.1	2.0	1.8	1.8	2.2	1.6	0.8	0.9
Avg. Stride Freq. [Hz]	2.2	2.2	2.2	2.2	2.2	2.2	2.2	2.2	2.2	2.3	2.3	2.2	2.2
Avg. Stride Length [m]	7.3	7.4	7.2	7.0	7.2	7.3	7.4	7.5	7.5	7.5	7.3	7.3	6.9



- [ ] Ranking at each section and finish
- .-.- No data available at this section
- NA No data available



Horse/Jockey Name	Knights Order
Final Rank	8
Fastest Section Time (Section)	0:11.97 (1000m)
Top Speed [km/h] (Section)	62.0 (Overall)
Race State	Finished

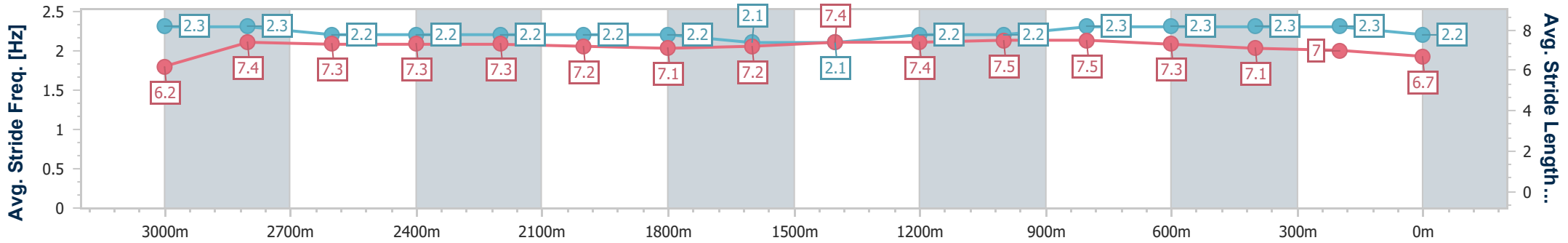
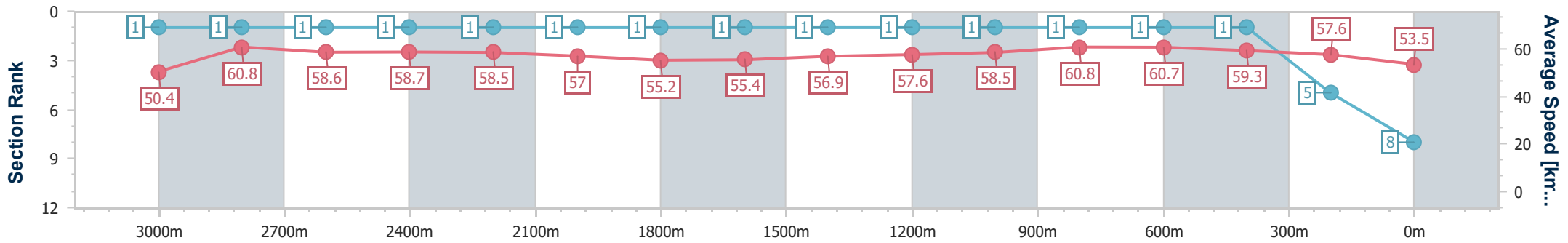


Eagle Farm QLD Professional  
 Race 4: XXXX BRISBANE CUP - 3200m  
 15 June 2024 - 13:29  
 Track Rating: Good 4, Weather: Fine, Rail Position: +4.5m Entire



BRISBANE RACING CLUB

Section	2600m	2400m	2200m	2000m	1800m	1600m	1400m	1200m	1000m	800m	600m	400m	200m
Section Times	2:43.06 [1] (0:12.26)	2:30.80 [1] (0:12.27)	2:18.53 [1] (0:12.67)	2:05.86 [1] (0:12.99)	1:52.87 [1] (0:13.02)	1:39.85 [1] (0:12.76)	1:27.09 [1] (0:12.50)	1:14.59 [1] (0:12.30)	1:02.29 [1] (0:11.97)	0:50.32 [1] (0:12.04)	0:38.28 [1] (0:12.21)	0:26.07 [1] (0:12.52)	0:13.55 [5] (0:13.55)
Average Speed [km/h]	58.7	58.5	57.0	55.2	55.4	56.9	57.6	58.5	60.8	60.7	59.3	57.6	53.5
Top Speed [km/h]	59.5	59.1	58.5	55.8	55.9	57.6	57.8	59.6	61.7	61.5	60.4	58.9	55.2
Avg. Dist. to Rail [m]	0.3	0.3	0.4	0.8	0.7	1.5	1.4	1.4	2.0	3.3	1.4	0.5	1.2
Avg. Stride Freq. [Hz]	2.2	2.2	2.2	2.2	2.1	2.1	2.2	2.2	2.3	2.3	2.3	2.3	2.2
Avg. Stride Length [m]	7.3	7.3	7.2	7.1	7.2	7.4	7.4	7.5	7.5	7.3	7.1	7.0	6.7



- [ ] Ranking at each section and finish
- .-.- No data available at this section
- NA No data available



Horse/Jockey Name	Casual Connection
Final Rank	9
Fastest Section Time (Section)	0:11.89 (800m)
Top Speed [km/h] (Section)	62.2 (600m)
Race State	Finished

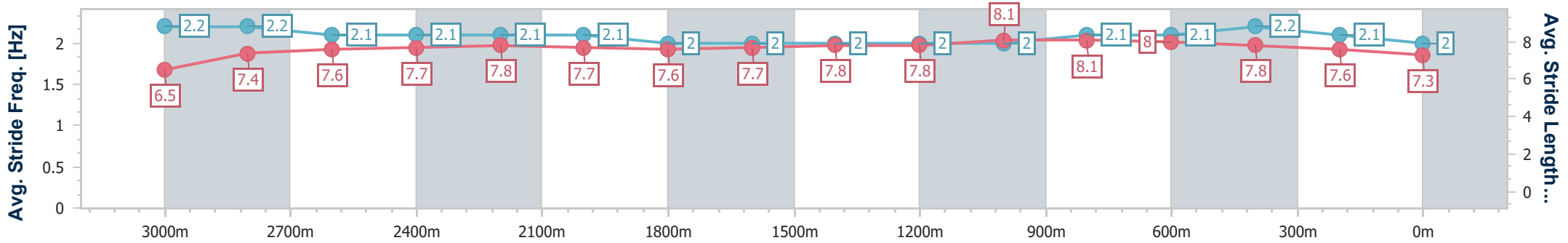
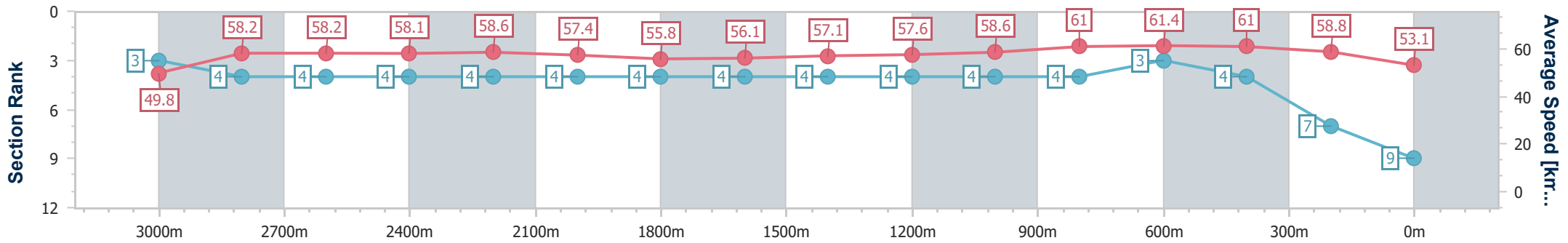


Eagle Farm QLD Professional  
 Race 4: XXXX BRISBANE CUP - 3200m  
 15 June 2024 - 13:29  
 Track Rating: Good 4, Weather: Fine, Rail Position: +4.5m Entire



BRISBANE RACING CLUB

Section	2600m	2400m	2200m	2000m	1800m	1600m	1400m	1200m	1000m	800m	600m	400m	200m
Section Times	2:42.61 [4] (0:12.49)	2:30.12 [4] (0:12.26)	2:17.86 [4] (0:12.55)	2:05.31 [4] (0:12.98)	1:52.33 [4] (0:12.99)	1:39.34 [4] (0:12.80)	1:26.54 [4] (0:12.52)	1:14.02 [4] (0:12.32)	1:01.70 [4] (0:11.92)	0:49.78 [4] (0:11.89)	0:37.89 [3] (0:11.97)	0:25.92 [4] (0:12.31)	0:13.61 [7] (0:13.61)
Average Speed [km/h]	58.1	58.6	57.4	55.8	56.1	57.1	57.6	58.6	61.0	61.4	61.0	58.8	53.1
Top Speed [km/h]	58.8	59.5	59.0	56.5	57.4	57.7	58.3	59.2	62.2	62.1	62.2	61.1	55.9
Avg. Dist. to Rail [m]	2.2	2.0	1.4	0.7	2.8	3.9	3.5	2.9	2.6	2.9	3.2	2.7	3.1
Avg. Stride Freq. [Hz]	2.1	2.1	2.1	2.0	2.0	2.0	2.0	2.0	2.1	2.1	2.2	2.1	2.0
Avg. Stride Length [m]	7.7	7.8	7.7	7.6	7.7	7.8	7.8	8.1	8.1	8.0	7.8	7.6	7.3



- [ ] Ranking at each section and finish
- .-.- No data available at this section
- NA No data available



Horse/Jockey Name	Selino
Final Rank	10
Fastest Section Time (Section)	0:11.74 (800m)
Top Speed [km/h] (Section)	64.3 (800m)
Race State	Finished

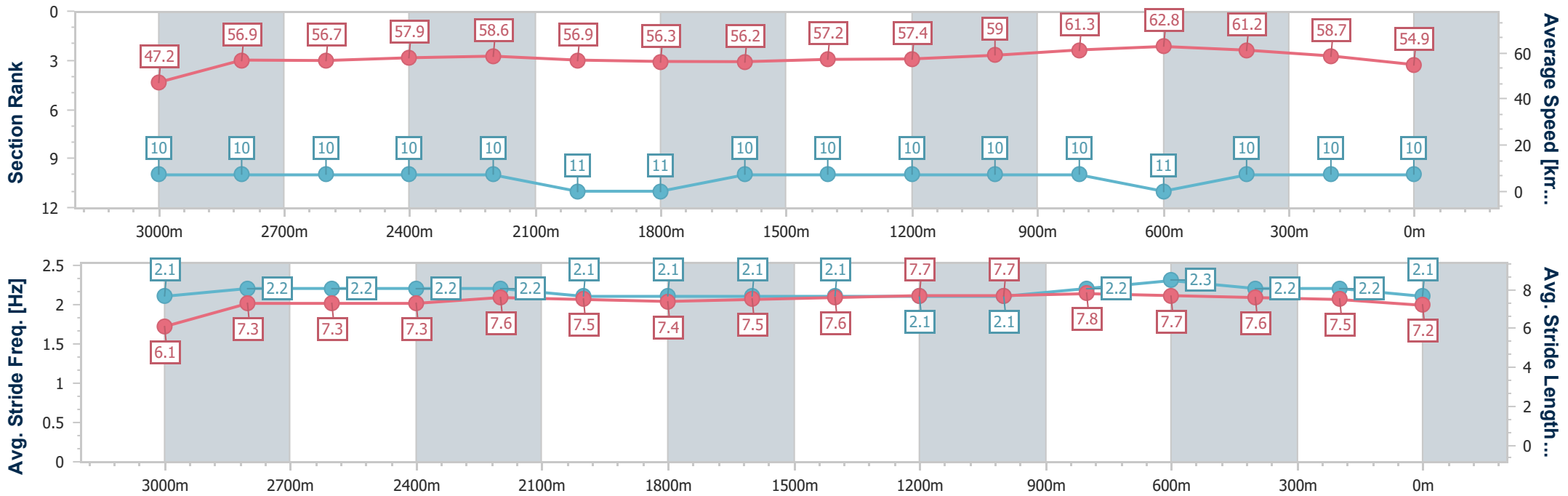


Eagle Farm QLD Professional  
 Race 4: XXXX BRISBANE CUP - 3200m  
 15 June 2024 - 13:29  
 Track Rating: Good 4, Weather: Fine, Rail Position: +4.5m Entire



BRISBANE  
RACING CLUB

Section	2600m	2400m	2200m	2000m	1800m	1600m	1400m	1200m	1000m	800m	600m	400m	200m
Section Times	2:41.50 [10] (0:12.41)	2:29.09 [10] (0:12.27)	2:16.82 [10] (0:12.68)	2:04.14 [11] (0:12.79)	1:51.35 [11] (0:12.91)	1:38.44 [10] (0:12.65)	1:25.79 [10] (0:12.53)	1:13.26 [10] (0:12.26)	1:01.00 [10] (0:11.86)	0:49.14 [10] (0:11.74)	0:37.40 [11] (0:11.96)	0:25.44 [10] (0:12.29)	0:13.15 [10] (0:13.15)
Average Speed [km/h]	57.9	58.6	56.9	56.3	56.2	57.2	57.4	59.0	61.3	62.8	61.2	58.7	54.9
Top Speed [km/h]	59.6	59.6	57.6	57.2	56.8	57.5	58.1	60.1	63.7	64.3	62.2	60.4	56.4
Avg. Dist. to Rail [m]	0.2	0.1	0.4	0.5	1.1	1.7	1.8	2.0	2.5	4.8	3.5	2.5	4.3
Avg. Stride Freq. [Hz]	2.2	2.2	2.1	2.1	2.1	2.1	2.1	2.1	2.2	2.3	2.2	2.2	2.1
Avg. Stride Length [m]	7.3	7.6	7.5	7.4	7.5	7.6	7.7	7.7	7.8	7.7	7.6	7.5	7.2



- [ ] Ranking at each section and finish
- .-.- No data available at this section
- NA No data available



Horse/Jockey Name	Tappy's Lad
Final Rank	11
Fastest Section Time (Section)	0:12.16 (1000m)
Top Speed [km/h] (Section)	61.0 (800m)
Race State	Finished

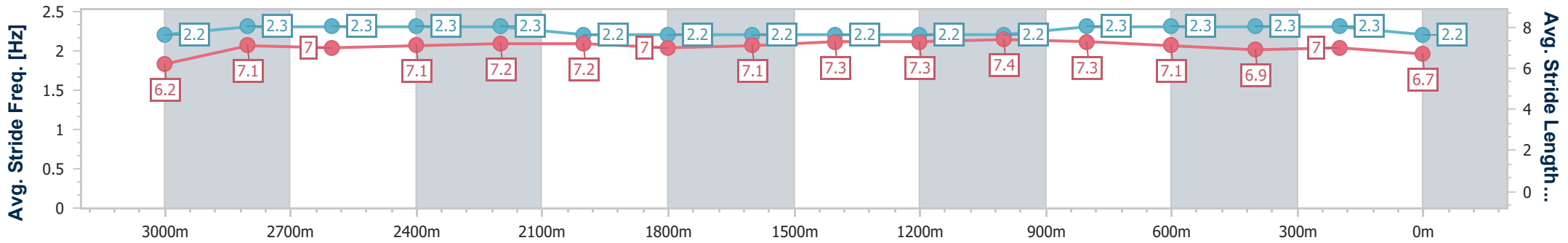
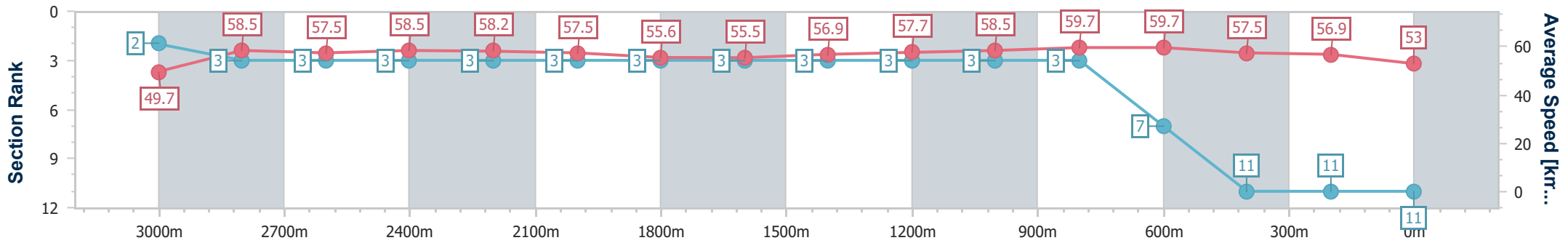


Eagle Farm QLD Professional  
 Race 4: XXXX BRISBANE CUP - 3200m  
 15 June 2024 - 13:29  
 Track Rating: Good 4, Weather: Fine, Rail Position: +4.5m Entire



BRISBANE RACING CLUB

Section	2600m	2400m	2200m	2000m	1800m	1600m	1400m	1200m	1000m	800m	600m	400m	200m
Section Times	2:43.88 [3] (0:12.31)	2:31.57 [3] (0:12.33)	2:19.24 [3] (0:12.53)	2:06.71 [3] (0:13.01)	1:53.70 [3] (0:12.98)	1:40.72 [3] (0:12.73)	1:27.99 [3] (0:12.52)	1:15.47 [3] (0:12.33)	1:03.14 [3] (0:12.16)	0:50.98 [3] (0:12.18)	0:38.80 [7] (0:12.52)	0:26.28 [11] (0:12.67)	0:13.61 [11] (0:13.61)
Average Speed [km/h]	58.5	58.2	57.5	55.6	55.5	56.9	57.7	58.5	59.7	59.7	57.5	56.9	53.0
Top Speed [km/h]	59.2	58.7	58.3	55.7	56.3	58.0	58.2	59.0	60.8	61.0	59.5	57.7	55.3
Avg. Dist. to Rail [m]	0.8	0.6	0.2	0.5	1.1	1.8	1.8	2.0	2.2	2.0	0.5	2.3	4.0
Avg. Stride Freq. [Hz]	2.3	2.3	2.2	2.2	2.2	2.2	2.2	2.2	2.3	2.3	2.3	2.3	2.2
Avg. Stride Length [m]	7.1	7.2	7.2	7.0	7.1	7.3	7.3	7.4	7.3	7.1	6.9	7.0	6.7



- [ ] Ranking at each section and finish
- .-.- No data available at this section
- NA No data available





# Eagle Farm QLD Professional

## Race 5: SKY RACING GUNSYND CLASSIC - 1600m

15 June 2024 - 14:06



BRISBANE  
RACING CLUB

Track Rating: Good 3, Weather: Fine, Rail Position: +4.5m Entire

Section														
Field Times	Overall	1400m	1200m	1000m	800m	600m	400m	Last 600m						
	1:35.03 (0:13.75)	1:21.28 (0:10.79)	1:10.49 (0:11.29)	0:59.20 (0:12.07)	0:47.13 (0:12.12)	0:35.01 (0:11.51)	0:23.50 (0:11.32)	0:35.01						
Rank	TAB	Horse/Jockey	Barrier	Top Speed [km/h]	Fastest Section									Distance Travelled [m]
1	5	<b>BASES LOADED</b> Tim Clark	15	69.1 1400m	0:10.71 1400m	1:35.03 [1] (0:13.83)	1:21.20 [5] (0:10.71)	1:10.49 [1] (0:11.29)	0:59.20 [1] (0:12.07)	0:47.13 [1] (0:12.12)	0:35.01 [1] (0:11.51)	0:23.50 [1] (0:11.32)	0:35.01	
2	8	<b>PORT LOCKROY</b> Ryan Maloney	11	66.7 400m	0:10.94 400m	1:35.36 [2] (0:14.17)	1:21.19 [11] (0:11.09)	1:10.10 [10] (0:11.77)	0:58.33 [12] (0:12.08)	0:46.25 [13] (0:12.12)	0:34.13 [13] (0:11.33)	0:22.80 [10] (0:10.94)	0:34.13	+5
3	10	<b>MCHALE</b> Mark Zahra	6	66.9 1400m	0:11.04 1400m	1:35.53 [3] (0:13.94)	1:21.59 [6] (0:11.04)	1:10.55 [6] (0:11.61)	0:58.94 [7] (0:11.97)	0:46.97 [6] (0:12.18)	0:34.79 [6] (0:11.44)	0:23.35 [2] (0:11.13)	0:34.79	+8
4	3	<b>RAZORS</b> James McDonald	3	66.0 1400m	0:11.12 1400m	1:35.72 [4] (0:13.78)	1:21.94 [3] (0:11.12)	1:10.82 [5] (0:11.68)	0:59.14 [6] (0:12.04)	0:47.10 [7] (0:12.16)	0:34.94 [7] (0:11.72)	0:23.22 [7] (0:11.35)	0:34.94	+2
5	11	<b>WINSOME STAR</b> Robbie Dolan	5	66.4 1400m	0:11.04 400m	1:35.72 [5] (0:14.26)	1:21.46 [14] (0:11.05)	1:10.41 [12] (0:11.69)	0:58.72 [11] (0:11.99)	0:46.73 [11] (0:12.12)	0:34.61 [11] (0:11.57)	0:23.04 [11] (0:11.04)	0:34.61	+6
6	1	<b>CHRYSAOR</b> Tommy Berry	18	67.5 400m	0:10.98 400m	1:35.88 [6] (0:14.11)	1:21.77 [9] (0:11.24)	1:10.53 [13] (0:11.93)	0:58.60 [15] (0:12.05)	0:46.55 [16] (0:12.13)	0:34.42 [15] (0:11.36)	0:23.06 [13] (0:10.98)	0:34.42	+7
7	4	<b>SNOW PATROL</b> Blake Shinn	16	66.4 400m	0:11.09 400m	1:35.93 [7] (0:14.47)	1:21.46 [17] (0:11.21)	1:10.25 [17] (0:11.89)	0:58.36 [17] (0:12.04)	0:46.32 [17] (0:12.04)	0:34.28 [17] (0:11.26)	0:23.02 [15] (0:11.09)	0:34.28	+4
8	14	<b>PIER PRESSURE</b> Andrew Mallyon	8	67.1 1400m	0:11.02 1400m	1:36.00 [8] (0:13.77)	1:22.23 [2] (0:11.02)	1:11.21 [4] (0:11.57)	0:59.64 [4] (0:11.98)	0:47.66 [4] (0:12.21)	0:35.45 [4] (0:11.80)	0:23.65 [6] (0:11.42)	0:35.45	+3
9	2	<b>AMUR</b> James Orman	12	66.1 1400m	0:11.11 1400m	1:36.04 [9] (0:14.46)	1:21.58 [16] (0:11.11)	1:10.47 [15] (0:11.68)	0:58.79 [14] (0:12.05)	0:46.74 [14] (0:12.12)	0:34.62 [14] (0:11.50)	0:23.12 [16] (0:11.20)	0:34.62	+4
10	9	<b>GERIATRIX</b> Craig Williams	4	66.1 400m	0:11.11 1400m	1:36.08 [10] (0:13.96)	1:22.12 [7] (0:11.11)	1:11.01 [8] (0:11.68)	0:59.33 [8] (0:11.89)	0:47.44 [8] (0:12.37)	0:35.07 [8] (0:11.75)	0:23.32 [12] (0:11.20)	0:35.07	+7

Scratched: More Trouble (#7), Miss Aria (#13)

[ ] Ranking at each section and finish  
 -:-:- No data available at this section  
 NA No data available

SCN Saddle cloth number  
 DNF Did not finish  
 DNT Did not track



# Eagle Farm QLD Professional

## Race 5: SKY RACING GUNSYND CLASSIC - 1600m

15 June 2024 - 14:06



BRISBANE  
RACING CLUB

Track Rating: Good 3, Weather: Fine, Rail Position: +4.5m Entire

Section		Overall	1400m	1200m	1000m	800m	600m	400m	Last 600m					
Field Times		1:35.03 (0:13.75)	1:21.28 (0:10.79)	1:10.49 (0:11.29)	0:59.20 (0:12.07)	0:47.13 (0:12.12)	0:35.01 (0:11.51)	0:23.50 (0:11.32)	0:35.01					
Rank	TAB Horse/Jockey	Barrier	Top Speed [km/h]	Fastest Section										Distance Travelled [m]
11	19 HIYAAM PROUD Jason Collett	13	67.2 1400m	0:10.92 1400m	1:36.08 [11] (0:14.12)	1:21.96 [10] (0:10.92)	1:11.04 [7] (0:11.35)	0:59.69 [5] (0:12.05)	0:47.64 [5] (0:12.12)	0:35.52 [5] (0:11.75)	0:23.77 [5] (0:11.48)	0:35.52	+11	
12	18 DANGEROUS LIAISONS Daniel Stackhouse	9	66.9 1400m	0:11.10 1400m	1:36.28 [12] (0:14.21)	1:22.07 [13] (0:11.10)	1:10.97 [11] (0:11.68)	0:59.29 [10] (0:11.99)	0:47.30 [10] (0:12.04)	0:35.26 [10] (0:11.48)	0:23.78 [8] (0:11.30)	0:35.26	+5	
13	16 GREY ICE Martin Harley	2	66.4 Overall	0:11.21 1400m	1:36.30 [13] (0:14.20)	1:22.10 [12] (0:11.21)	1:10.89 [14] (0:11.73)	0:59.16 [13] (0:11.91)	0:47.25 [12] (0:12.16)	0:35.09 [12] (0:11.61)	0:23.48 [14] (0:11.32)	0:35.09	-2	
14	15 MARY SHAN Tyler Schiller	14	67.7 1400m	0:10.89 1400m	1:36.35 [14] (0:13.82)	1:22.53 [4] (0:10.89)	1:11.64 [3] (0:11.48)	1:00.16 [2] (0:12.11)	0:48.05 [3] (0:12.17)	0:35.88 [3] (0:11.84)	0:24.04 [4] (0:11.65)	0:35.88	+5	
15	17 EXTRAORDINAIRE Cejay Graham	10	65.2 400m	0:11.18 400m	1:36.43 [15] (0:14.41)	1:22.02 [15] (0:11.21)	1:10.81 [16] (0:11.78)	0:59.03 [16] (0:11.93)	0:47.10 [15] (0:12.14)	0:34.96 [16] (0:11.67)	0:23.29 [17] (0:11.18)	0:34.96	+0	
16	12 TRIFLING Michael Rodd	1	65.6 1400m	0:11.14 1400m	1:36.56 [16] (0:13.99)	1:22.57 [8] (0:11.14)	1:11.43 [9] (0:11.74)	0:59.69 [9] (0:11.99)	0:47.70 [9] (0:12.16)	0:35.54 [9] (0:11.50)	0:24.04 [9] (0:11.52)	0:35.54	-1	
17	6 INVINCIBLE SPY Regan Bayliss	7	67.5 1400m	0:10.89 1400m	1:36.99 [17] (0:13.75)	1:23.24 [1] (0:10.89)	1:12.35 [2] (0:11.55)	1:00.80 [2] (0:12.00)	0:48.80 [2] (0:12.15)	0:36.65 [2] (0:11.87)	0:24.78 [3] (0:11.85)	0:36.65	-1	

Scratched: More Trouble (#7), Miss Aria (#13)

[ ] Ranking at each section and finish  
 -:-:- No data available at this section  
 NA No data available

SCN Saddle cloth number  
 DNF Did not finish  
 DNT Did not track



# Eagle Farm QLD Professional

## Race 5: SKY RACING GUNSYND CLASSIC - 1600m

15 June 2024 - 14:06



BRISBANE  
RACING CLUB

Track Rating: Good 3, Weather: Fine, Rail Position: +4.5m Entire

Section							200m			Last 600m
Field Times							0:12.18			0:35.01
							(0:12.18)			
Rank	TAB	Horse/Jockey	Barrier	Top Speed [km/h]	Fastest Section	Margin			Distance Travelled [m]	
1	5	<b>BASES LOADED</b>	15	69.1	0:10.71	0:12.18 [1]	1:35.03			0:35.01
		Tim Clark		1400m	1400m	(0:12.18)				
2	8	<b>PORT LOCKROY</b>	11	66.7	0:10.94	0:11.86 [3]	1.99L			0:34.13 +5
		Ryan Maloney		400m	400m	(0:11.86)				
3	10	<b>MCHALE</b>	6	66.9	0:11.04	0:12.22 [2]	2.98L			0:34.79 +8
		Mark Zahra		1400m	1400m	(0:12.22)				
4	3	<b>RAZORS</b>	3	66.0	0:11.12	0:11.87 [9]	4.06L			0:34.94 +2
		James McDonald		1400m	1400m	(0:11.87)				
5	11	<b>WINSOME STAR</b>	5	66.4	0:11.04	0:12.00 [4]	4.1L			0:34.61 +6
		Robbie Dolan		1400m	400m	(0:12.00)				
6	1	<b>CHRYSAOR</b>	18	67.5	0:10.98	0:12.08 [7]	5.03L			0:34.42 +7
		Tommy Berry		400m	400m	(0:12.08)				
7	4	<b>SNOW PATROL</b>	16	66.4	0:11.09	0:11.93 [12]	5.34L			0:34.28 +4
		Blake Shinn		400m	400m	(0:11.93)				
8	14	<b>PIER PRESSURE</b>	8	67.1	0:11.02	0:12.23 [5]	5.72L			0:35.45 +3
		Andrew Mallyon		1400m	1400m	(0:12.23)				
9	2	<b>AMUR</b>	12	66.1	0:11.11	0:11.92 [15]	6L			0:34.62 +4
		James Orman		1400m	1400m	(0:11.92)				
10	9	<b>GERIATRIX</b>	4	66.1	0:11.11	0:12.12 [10]	6.21L			0:35.07 +7
		Craig Williams		400m	1400m	(0:12.12)				

Scratched: More Trouble (#7), Miss Aria (#13)

Report Created: Sat 15 June 2024 14:26 GMT+10 (Note: Timing is based on position data)

Page 3/21

[ ] Ranking at each section and finish  
 -:-:- No data available at this section  
 NA No data available

SCN Saddle cloth number  
 DNF Did not finish  
 DNT Did not track

data processed by  TRIPLESDATA



# Eagle Farm QLD Professional

## Race 5: SKY RACING GUNSYND CLASSIC - 1600m

15 June 2024 - 14:06



BRISBANE  
RACING CLUB

Track Rating: Good 3, Weather: Fine, Rail Position: +4.5m Entire

Section				200m				Last 600m	
Field Times				0:12.18 (0:12.18)				0:35.01	
Rank	TAB	Horse/Jockey	Barrier	Top Speed [km/h]	Fastest Section	Margin			Distance Travelled [m]
11	19	<b>HIYAAM PROUD</b> Jason Collett	13	67.2 1400m	0:10.92 1400m	0:12.29 [6] (0:12.29)	6.22L		0:35.52 +11
12	18	<b>DANGEROUS LIAISONS</b> Daniel Stackhouse	9	66.9 1400m	0:11.10 1400m	0:12.48 [8] (0:12.48)	7.4L		0:35.26 +5
13	16	<b>GREY ICE</b> Martin Harley	2	66.4 Overall	0:11.21 1400m	0:12.16 [16] (0:12.16)	7.49L		0:35.09 -2
14	15	<b>MARY SHAN</b> Tyler Schiller	14	67.7 1400m	0:10.89 1400m	0:12.39 [10] (0:12.39)	7.77L		0:35.88 +5
15	17	<b>EXTRAORDINAIRE</b> Cejay Graham	10	65.2 400m	0:11.18 400m	0:12.11 [17] (0:12.11)	8.28L		0:34.96 +0
16	12	<b>TRIFLING</b> Michael Rodd	1	65.6 1400m	0:11.14 1400m	0:12.52 [13] (0:12.52)	9.05L		0:35.54 -1
17	6	<b>INVINCIBLE SPY</b> Regan Bayliss	7	67.5 1400m	0:10.89 1400m	0:12.93 [14] (0:12.93)	11.55L		0:36.65 -1

Scratched: More Trouble (#7), Miss Aria (#13)



Horse/Jockey Name	Bases Loaded
Final Rank	1
Fastest Section Time (Section)	0:10.71 (1400m)
Top Speed [km/h] (Section)	69.1 (1400m)
Race State	Finished



### Eagle Farm QLD Professional

### Race 5: SKY RACING GUNSYND CLASSIC - 1600m

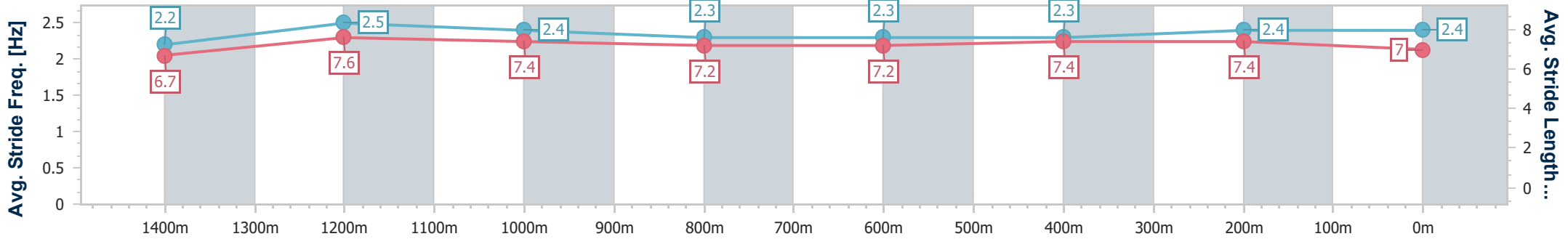
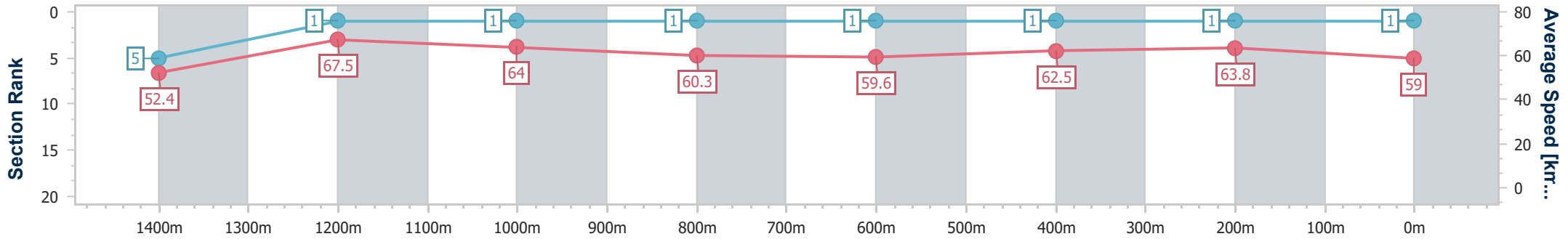
15 June 2024 - 14:06

Track Rating: Good 3, Weather: Fine, Rail Position: +4.5m Entire



BRISBANE RACING CLUB

Section	Overall	1400m	1200m	1000m	800m	600m	400m	200m
Section Times	1:35.03 [1] (0:13.83)	1:21.20 [5] (0:10.71)	1:10.49 [1] (0:11.29)	0:59.20 [1] (0:12.07)	0:47.13 [1] (0:12.12)	0:35.01 [1] (0:11.51)	0:23.50 [1] (0:11.32)	0:12.18 [1] (0:12.18)
Average Speed [km/h]	52.4	67.5	64.0	60.3	59.6	62.5	63.8	59.0
Top Speed [km/h]	66.7	69.1	65.6	62.3	61.5	64.6	64.5	61.9
Avg. Dist. to Rail [m]	14.1	7.8	3.3	1.9	1.0	0.3	1.2	2.1
Avg. Stride Freq. [Hz]	2.2	2.5	2.4	2.3	2.3	2.3	2.4	2.4
Avg. Stride Length [m]	6.7	7.6	7.4	7.2	7.2	7.4	7.4	7.0



- [ ] Ranking at each section and finish
- .-.- No data available at this section
- NA No data available



Horse/Jockey Name	Port Lockroy
Final Rank	2
Fastest Section Time (Section)	0:10.94 (400m)
Top Speed [km/h] (Section)	66.7 (400m)
Race State	Finished



### Eagle Farm QLD Professional

### Race 5: SKY RACING GUNSYND CLASSIC - 1600m

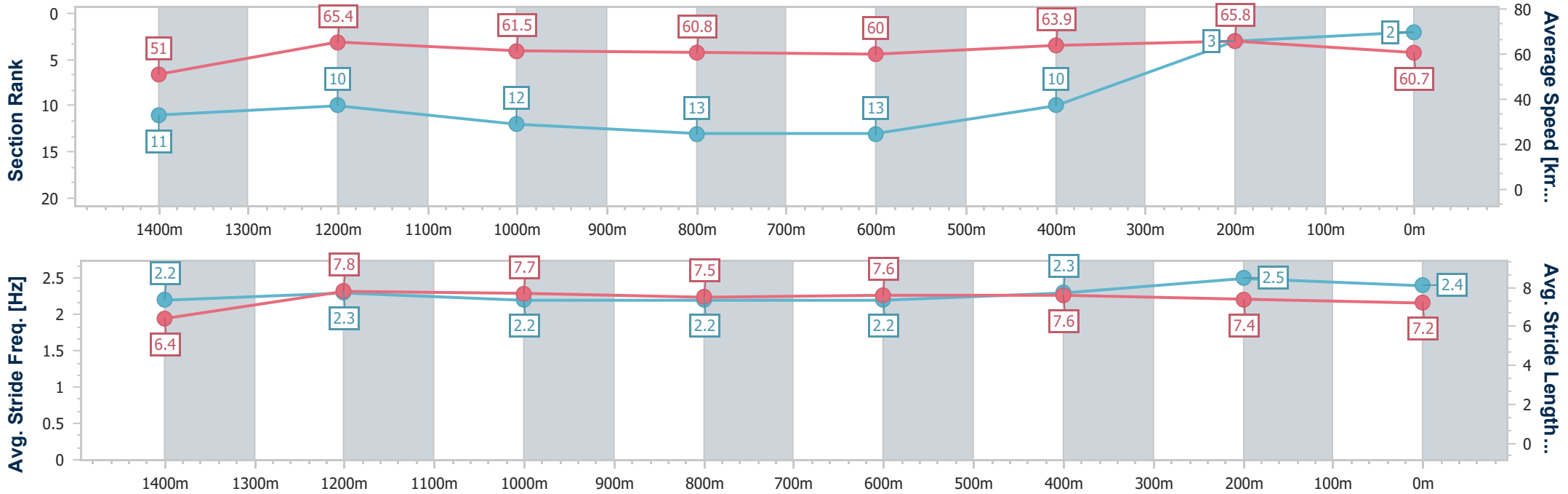
15 June 2024 - 14:06

Track Rating: Good 3, Weather: Fine, Rail Position: +4.5m Entire



BRISBANE RACING CLUB

Section	Overall	1400m	1200m	1000m	800m	600m	400m	200m
Section Times	1:35.36 [2] (0:14.17)	1:21.19 [11] (0:11.09)	1:10.10 [10] (0:11.77)	0:58.33 [12] (0:12.08)	0:46.25 [13] (0:12.12)	0:34.13 [13] (0:11.33)	0:22.80 [10] (0:10.94)	0:11.86 [3] (0:11.86)
Average Speed [km/h]	51.0	65.4	61.5	60.8	60.0	63.9	65.8	60.7
Top Speed [km/h]	65.1	66.1	63.7	62.1	60.7	65.7	66.7	64.7
Avg. Dist. to Rail [m]	9.4	5.1	5.4	4.9	2.2	1.5	5.5	4.8
Avg. Stride Freq. [Hz]	2.2	2.3	2.2	2.2	2.2	2.3	2.5	2.4
Avg. Stride Length [m]	6.4	7.8	7.7	7.5	7.6	7.6	7.4	7.2



- [ ] Ranking at each section and finish
- .-.- No data available at this section
- NA No data available



Horse/Jockey Name	Mchale
Final Rank	3
Fastest Section Time (Section)	0:11.04 (1400m)
Top Speed [km/h] (Section)	66.9 (1400m)
Race State	Finished



### Eagle Farm QLD Professional

Race 5: SKY RACING GUNSYND CLASSIC - 1600m

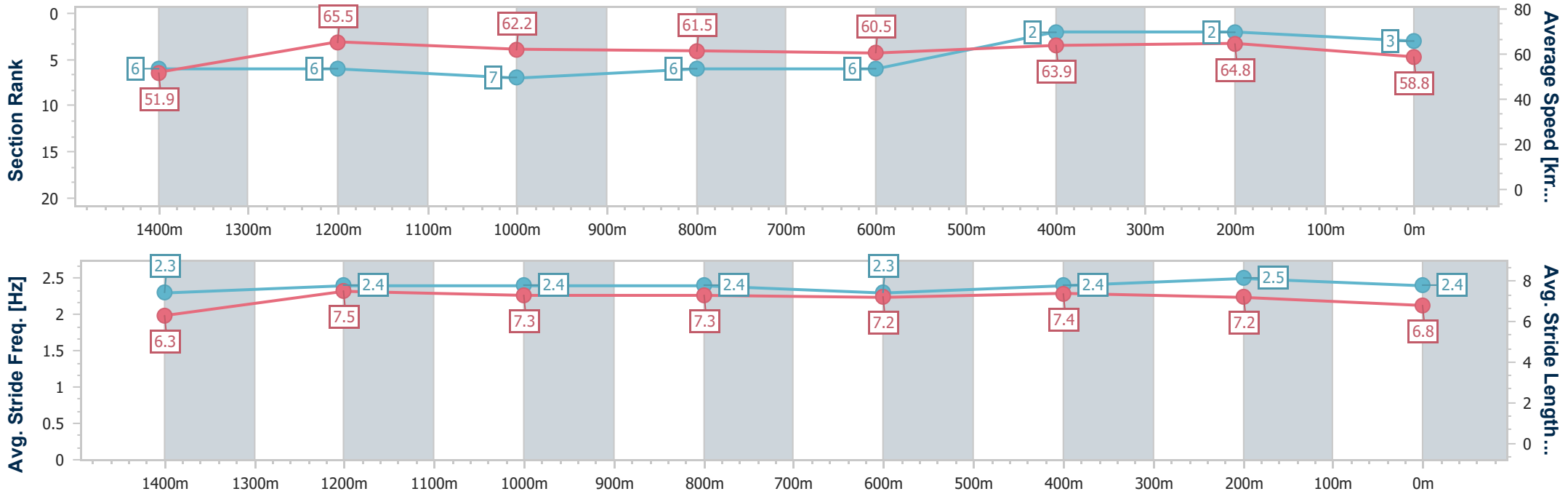
15 June 2024 - 14:06

Track Rating: Good 3, Weather: Fine, Rail Position: +4.5m Entire



BRISBANE RACING CLUB

Section	Overall	1400m	1200m	1000m	800m	600m	400m	200m
Section Times	1:35.53 [3] (0:13.94)	1:21.59 [6] (0:11.04)	1:10.55 [6] (0:11.61)	0:58.94 [7] (0:11.97)	0:46.97 [6] (0:12.18)	0:34.79 [6] (0:11.44)	0:23.35 [2] (0:11.13)	0:12.22 [2] (0:12.22)
Average Speed [km/h]	51.9	65.5	62.2	61.5	60.5	63.9	64.8	58.8
Top Speed [km/h]	64.9	66.9	64.5	62.2	60.8	66.5	66.6	62.2
Avg. Dist. to Rail [m]	5.9	4.2	4.9	5.1	4.6	3.1	4.3	4.3
Avg. Stride Freq. [Hz]	2.3	2.4	2.4	2.4	2.3	2.4	2.5	2.4
Avg. Stride Length [m]	6.3	7.5	7.3	7.3	7.2	7.4	7.2	6.8



- [ ] Ranking at each section and finish
- .-.- No data available at this section
- NA No data available



Horse/Jockey Name	Razors
Final Rank	4
Fastest Section Time (Section)	0:11.12 (1400m)
Top Speed [km/h] (Section)	66.0 (1400m)
Race State	Finished



### Eagle Farm QLD Professional

### Race 5: SKY RACING GUNSYND CLASSIC - 1600m

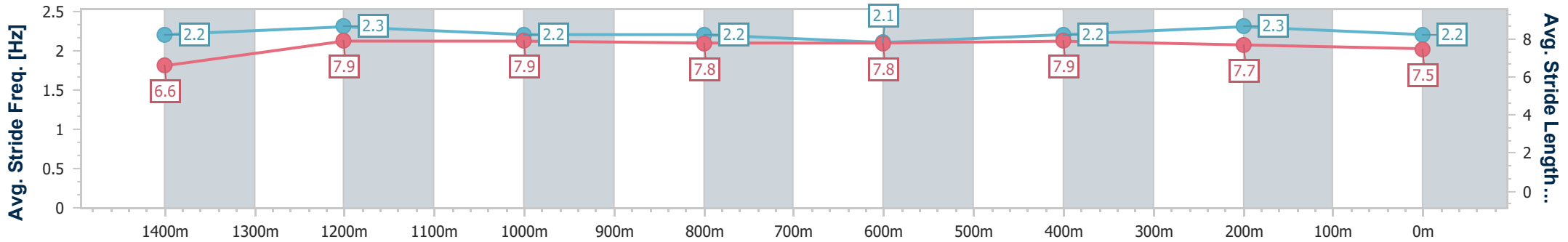
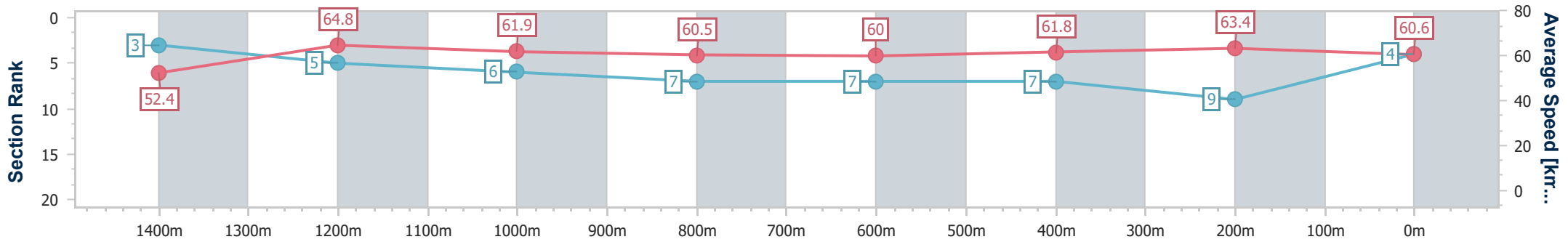
15 June 2024 - 14:06

Track Rating: Good 3, Weather: Fine, Rail Position: +4.5m Entire



BRISBANE RACING CLUB

Section	Overall	1400m	1200m	1000m	800m	600m	400m	200m
Section Times	1:35.72 [4] (0:13.78)	1:21.94 [3] (0:11.12)	1:10.82 [5] (0:11.68)	0:59.14 [6] (0:12.04)	0:47.10 [7] (0:12.16)	0:34.94 [7] (0:11.72)	0:23.22 [7] (0:11.35)	0:11.87 [9] (0:11.87)
Average Speed [km/h]	52.4	64.8	61.9	60.5	60.0	61.8	63.4	60.6
Top Speed [km/h]	65.5	66.0	62.9	61.3	60.6	63.3	64.4	63.1
Avg. Dist. to Rail [m]	3.6	3.0	3.0	2.9	2.3	1.7	3.4	2.4
Avg. Stride Freq. [Hz]	2.2	2.3	2.2	2.2	2.1	2.2	2.3	2.2
Avg. Stride Length [m]	6.6	7.9	7.9	7.8	7.8	7.9	7.7	7.5



- [ ] Ranking at each section and finish
- .-.- No data available at this section
- NA No data available





Horse/Jockey Name	Winsome Star
Final Rank	5
Fastest Section Time (Section)	0:11.04 (400m)
Top Speed [km/h] (Section)	66.4 (1400m)
Race State	Finished



### Eagle Farm QLD Professional

### Race 5: SKY RACING GUNSYND CLASSIC - 1600m

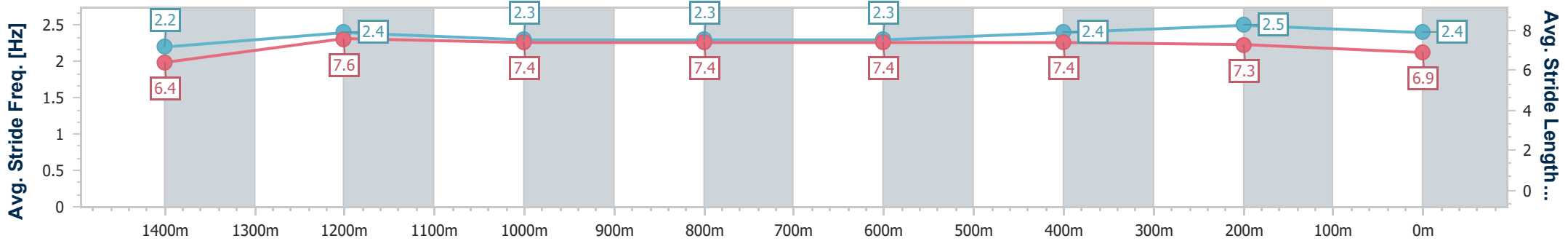
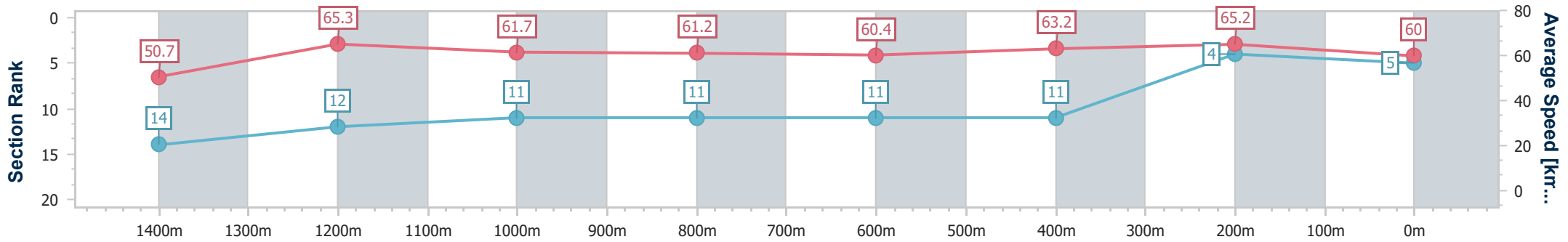
15 June 2024 - 14:06

Track Rating: Good 3, Weather: Fine, Rail Position: +4.5m Entire



BRISBANE RACING CLUB

Section	Overall	1400m	1200m	1000m	800m	600m	400m	200m
Section Times	1:35.72 [5] (0:14.26)	1:21.46 [14] (0:11.05)	1:10.41 [12] (0:11.69)	0:58.72 [11] (0:11.99)	0:46.73 [11] (0:12.12)	0:34.61 [11] (0:11.57)	0:23.04 [11] (0:11.04)	0:12.00 [4] (0:12.00)
Average Speed [km/h]	50.7	65.3	61.7	61.2	60.4	63.2	65.2	60.0
Top Speed [km/h]	65.2	66.4	65.0	62.1	61.6	64.8	65.9	63.7
Avg. Dist. to Rail [m]	4.5	3.0	3.9	4.1	3.1	3.6	6.0	5.0
Avg. Stride Freq. [Hz]	2.2	2.4	2.3	2.3	2.3	2.4	2.5	2.4
Avg. Stride Length [m]	6.4	7.6	7.4	7.4	7.4	7.4	7.3	6.9



- [ ] Ranking at each section and finish
- .-.- No data available at this section
- NA No data available



Horse/Jockey Name	Chrysaor
Final Rank	6
Fastest Section Time (Section)	0:10.98 (400m)
Top Speed [km/h] (Section)	67.5 (400m)
Race State	Finished



### Eagle Farm QLD Professional

### Race 5: SKY RACING GUNSYND CLASSIC - 1600m

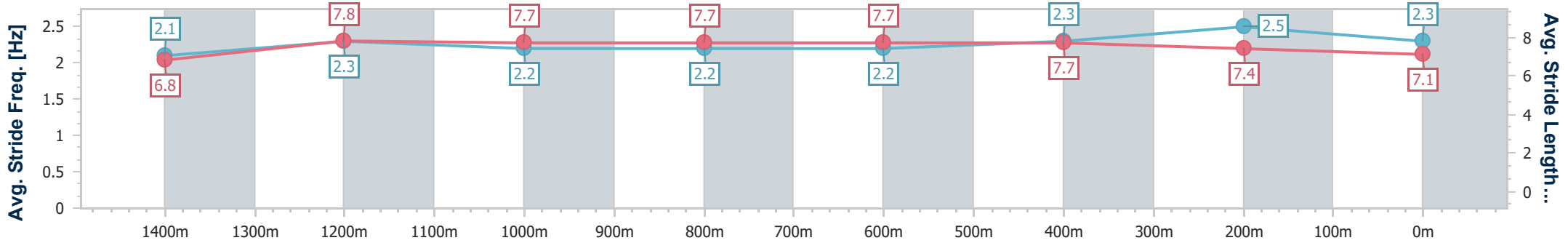
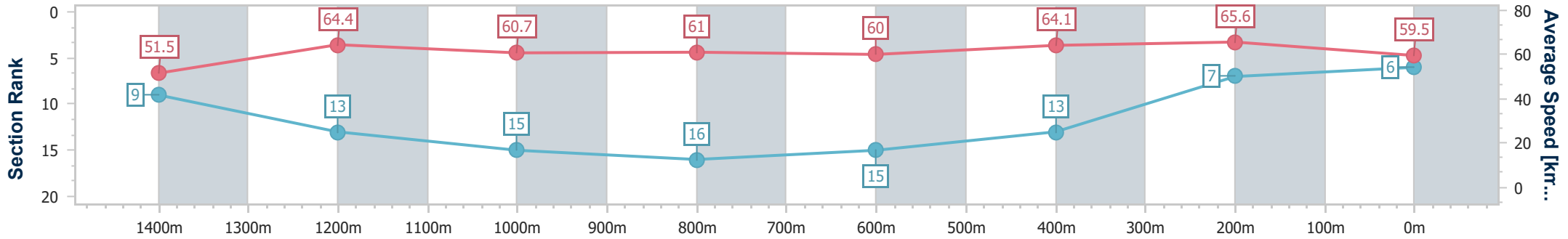
15 June 2024 - 14:06

Track Rating: Good 3, Weather: Fine, Rail Position: +4.5m Entire



BRISBANE RACING CLUB

Section	Overall	1400m	1200m	1000m	800m	600m	400m	200m
Section Times	1:35.88 [6] (0:14.11)	1:21.77 [9] (0:11.24)	1:10.53 [13] (0:11.93)	0:58.60 [15] (0:12.05)	0:46.55 [16] (0:12.13)	0:34.42 [15] (0:11.36)	0:23.06 [13] (0:10.98)	0:12.08 [7] (0:12.08)
Average Speed [km/h]	51.5	64.4	60.7	61.0	60.0	64.1	65.6	59.5
Top Speed [km/h]	65.6	65.7	62.1	63.2	61.6	67.2	67.5	62.5
Avg. Dist. to Rail [m]	15.4	8.2	6.6	4.5	2.3	2.5	7.2	7.0
Avg. Stride Freq. [Hz]	2.1	2.3	2.2	2.2	2.2	2.3	2.5	2.3
Avg. Stride Length [m]	6.8	7.8	7.7	7.7	7.7	7.7	7.4	7.1



- [ ] Ranking at each section and finish
- .-.- No data available at this section
- NA No data available



Horse/Jockey Name	Snow Patrol
Final Rank	7
Fastest Section Time (Section)	0:11.09 (400m)
Top Speed [km/h] (Section)	66.4 (400m)
Race State	Finished



### Eagle Farm QLD Professional

#### Race 5: SKY RACING GUNSYND CLASSIC - 1600m

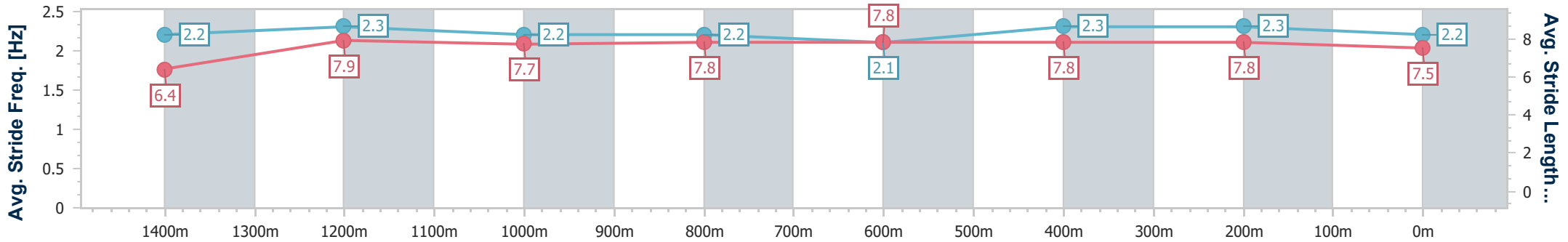
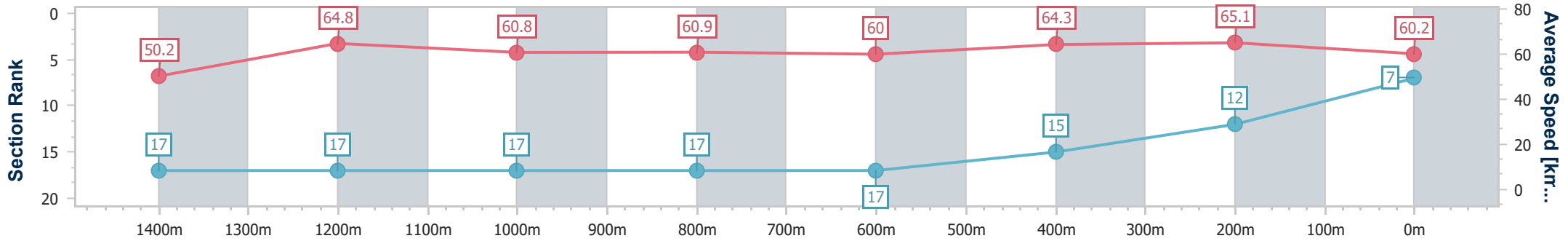
15 June 2024 - 14:06

Track Rating: Good 3, Weather: Fine, Rail Position: +4.5m Entire



BRISBANE RACING CLUB

Section	Overall	1400m	1200m	1000m	800m	600m	400m	200m
Section Times	1:35.93 [7] (0:14.47)	1:21.46 [17] (0:11.21)	1:10.25 [17] (0:11.89)	0:58.36 [17] (0:12.04)	0:46.32 [17] (0:12.04)	0:34.28 [17] (0:11.26)	0:23.02 [15] (0:11.09)	0:11.93 [12] (0:11.93)
Average Speed [km/h]	50.2	64.8	60.8	60.9	60.0	64.3	65.1	60.2
Top Speed [km/h]	64.0	65.3	63.5	62.8	61.3	66.2	66.4	62.0
Avg. Dist. to Rail [m]	13.8	5.4	5.9	3.7	0.9	2.2	7.7	8.1
Avg. Stride Freq. [Hz]	2.2	2.3	2.2	2.2	2.1	2.3	2.3	2.2
Avg. Stride Length [m]	6.4	7.9	7.7	7.8	7.8	7.8	7.8	7.5



- [ ] Ranking at each section and finish
- .-.-.- No data available at this section
- NA No data available



Horse/Jockey Name	Pier Pressure
Final Rank	8
Fastest Section Time (Section)	0:11.02 (1400m)
Top Speed [km/h] (Section)	67.1 (1400m)
Race State	Finished



### Eagle Farm QLD Professional

Race 5: SKY RACING GUNSYND CLASSIC - 1600m

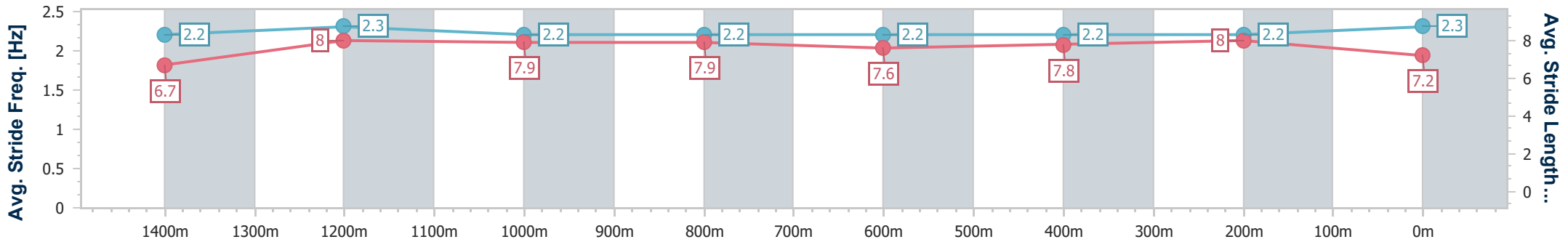
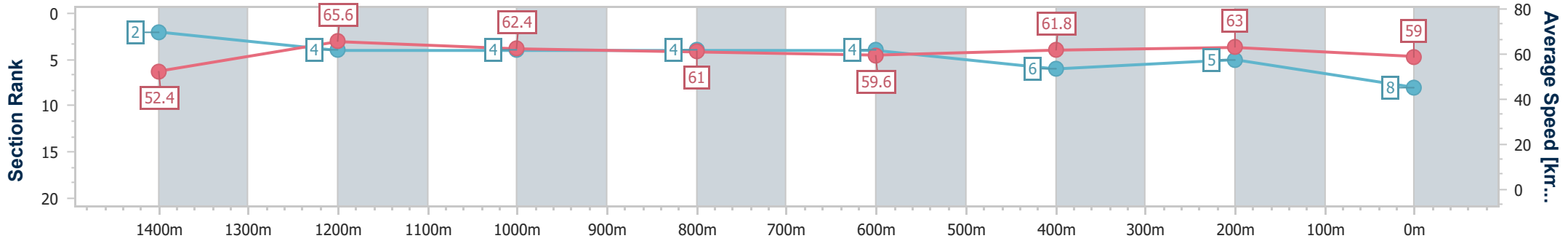
15 June 2024 - 14:06

Track Rating: Good 3, Weather: Fine, Rail Position: +4.5m Entire



BRISBANE RACING CLUB

Section	Overall	1400m	1200m	1000m	800m	600m	400m	200m
Section Times	1:36.00 [8] (0:13.77)	1:22.23 [2] (0:11.02)	1:11.21 [4] (0:11.57)	0:59.64 [4] (0:11.98)	0:47.66 [4] (0:12.21)	0:35.45 [4] (0:11.80)	0:23.65 [6] (0:11.42)	0:12.23 [5] (0:12.23)
Average Speed [km/h]	52.4	65.6	62.4	61.0	59.6	61.8	63.0	59.0
Top Speed [km/h]	65.7	67.1	62.7	61.9	60.2	63.6	63.9	60.7
Avg. Dist. to Rail [m]	7.7	3.9	3.1	3.0	2.8	2.2	4.2	3.7
Avg. Stride Freq. [Hz]	2.2	2.3	2.2	2.2	2.2	2.2	2.2	2.3
Avg. Stride Length [m]	6.7	8.0	7.9	7.9	7.6	7.8	8.0	7.2



- [ ] Ranking at each section and finish
- .-.- No data available at this section
- NA No data available



Horse/Jockey Name	Amur
Final Rank	9
Fastest Section Time (Section)	0:11.11 (1400m)
Top Speed [km/h] (Section)	66.1 (1400m)
Race State	Finished



### Eagle Farm QLD Professional

### Race 5: SKY RACING GUNSYND CLASSIC - 1600m

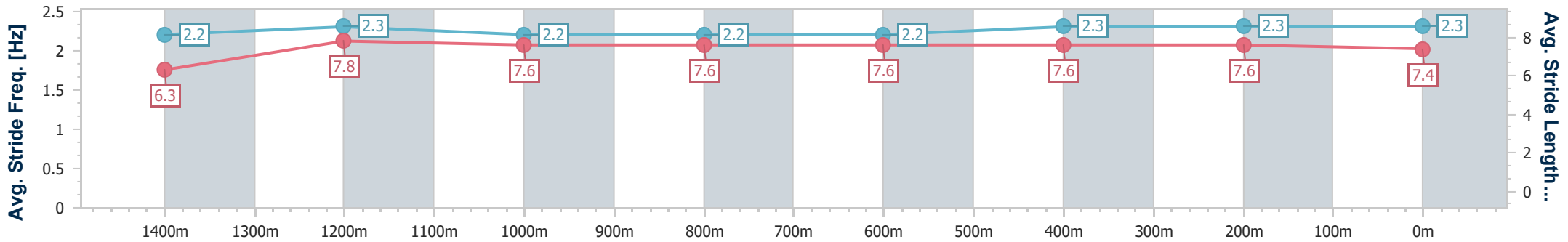
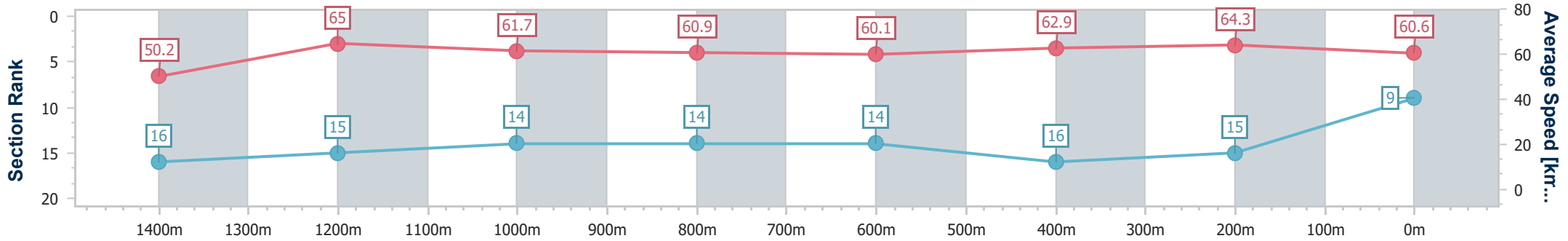
15 June 2024 - 14:06

Track Rating: Good 3, Weather: Fine, Rail Position: +4.5m Entire



BRISBANE RACING CLUB

Section	Overall	1400m	1200m	1000m	800m	600m	400m	200m
Section Times	1:36.04 [9] (0:14.46)	1:21.58 [16] (0:11.11)	1:10.47 [15] (0:11.68)	0:58.79 [14] (0:12.05)	0:46.74 [14] (0:12.12)	0:34.62 [14] (0:11.50)	0:23.12 [16] (0:11.20)	0:11.92 [15] (0:11.92)
Average Speed [km/h]	50.2	65.0	61.7	60.9	60.1	62.9	64.3	60.6
Top Speed [km/h]	63.4	66.1	64.4	62.8	61.0	65.7	65.4	63.7
Avg. Dist. to Rail [m]	10.3	3.9	4.5	4.0	2.0	1.6	5.5	6.8
Avg. Stride Freq. [Hz]	2.2	2.3	2.2	2.2	2.2	2.3	2.3	2.3
Avg. Stride Length [m]	6.3	7.8	7.6	7.6	7.6	7.6	7.6	7.4



- [ ] Ranking at each section and finish
- .-.- No data available at this section
- NA No data available



Horse/Jockey Name	Geriatix
Final Rank	10
Fastest Section Time (Section)	0:11.11 (1400m)
Top Speed [km/h] (Section)	66.1 (400m)
Race State	Finished



Eagle Farm QLD Professional

Race 5: SKY RACING GUNSYND CLASSIC - 1600m

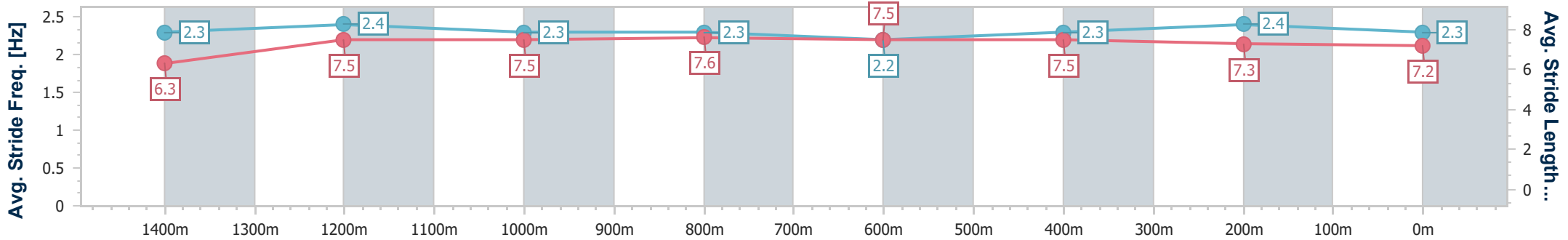
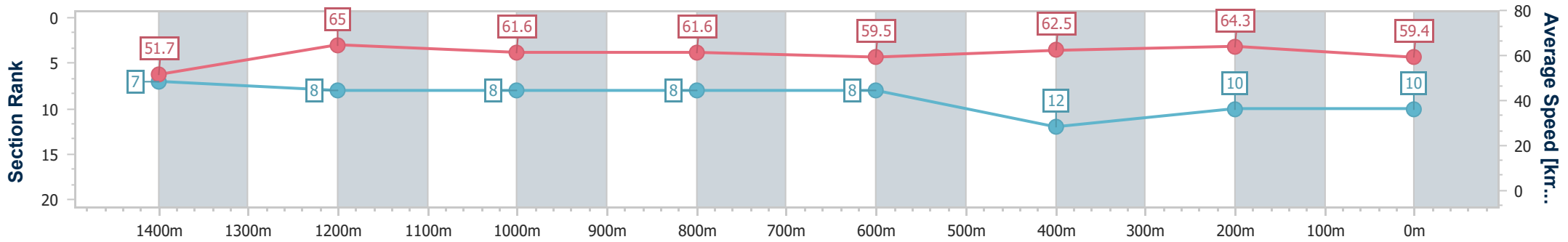
15 June 2024 - 14:06

Track Rating: Good 3, Weather: Fine, Rail Position: +4.5m Entire



BRISBANE RACING CLUB

Section	Overall	1400m	1200m	1000m	800m	600m	400m	200m
Section Times	1:36.08 [10] (0:13.96)	1:22.12 [7] (0:11.11)	1:11.01 [8] (0:11.68)	0:59.33 [8] (0:11.89)	0:47.44 [8] (0:12.37)	0:35.07 [8] (0:11.75)	0:23.32 [12] (0:11.20)	0:12.12 [10] (0:12.12)
Average Speed [km/h]	51.7	65.0	61.6	61.6	59.5	62.5	64.3	59.4
Top Speed [km/h]	65.9	65.9	63.5	62.1	61.0	65.0	66.1	62.8
Avg. Dist. to Rail [m]	3.9	1.9	2.2	2.6	5.0	4.8	6.2	5.0
Avg. Stride Freq. [Hz]	2.3	2.4	2.3	2.3	2.2	2.3	2.4	2.3
Avg. Stride Length [m]	6.3	7.5	7.5	7.6	7.5	7.5	7.3	7.2



- [ ] Ranking at each section and finish
- .-.- No data available at this section
- NA No data available



Horse/Jockey Name	Hiyaam Proud
Final Rank	11
Fastest Section Time (Section)	0:10.92 (1400m)
Top Speed [km/h] (Section)	67.2 (1400m)
Race State	Finished



### Eagle Farm QLD Professional

Race 5: SKY RACING GUNSYND CLASSIC - 1600m

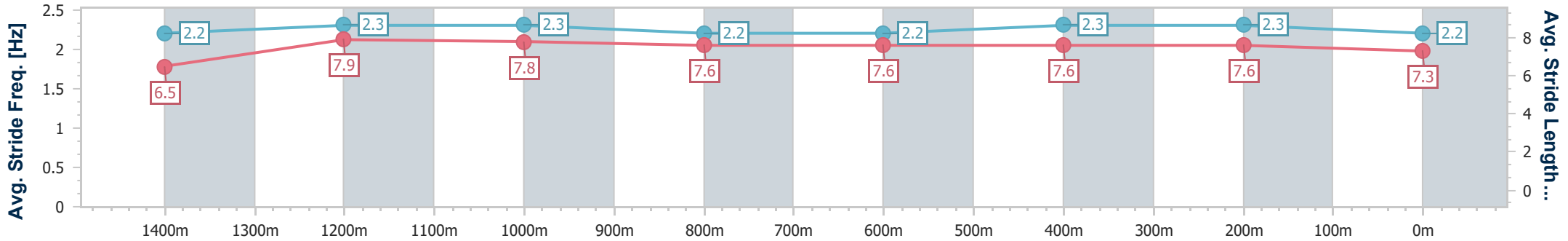
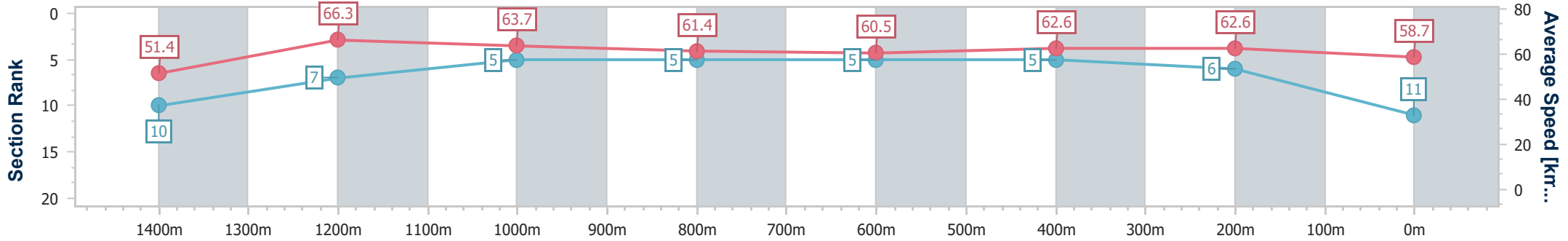
15 June 2024 - 14:06

Track Rating: Good 3, Weather: Fine, Rail Position: +4.5m Entire



BRISBANE RACING CLUB

Section	Overall	1400m	1200m	1000m	800m	600m	400m	200m
Section Times	1:36.08 [11] (0:14.12)	1:21.96 [10] (0:10.92)	1:11.04 [7] (0:11.35)	0:59.69 [5] (0:12.05)	0:47.64 [5] (0:12.12)	0:35.52 [5] (0:11.75)	0:23.77 [5] (0:11.48)	0:12.29 [6] (0:12.29)
Average Speed [km/h]	51.4	66.3	63.7	61.4	60.5	62.6	62.6	58.7
Top Speed [km/h]	65.8	67.2	65.4	62.4	61.1	63.4	64.1	61.4
Avg. Dist. to Rail [m]	11.7	7.3	6.8	5.4	4.4	4.1	4.6	3.9
Avg. Stride Freq. [Hz]	2.2	2.3	2.3	2.2	2.2	2.3	2.3	2.2
Avg. Stride Length [m]	6.5	7.9	7.8	7.6	7.6	7.6	7.6	7.3



- [ ] Ranking at each section and finish
- .-.- No data available at this section
- NA No data available



Horse/Jockey Name	Dangerous Liaisons
Final Rank	12
Fastest Section Time (Section)	0:11.10 (1400m)
Top Speed [km/h] (Section)	66.9 (1400m)
Race State	Finished



Eagle Farm QLD Professional

Race 5: SKY RACING GUNSYND CLASSIC - 1600m

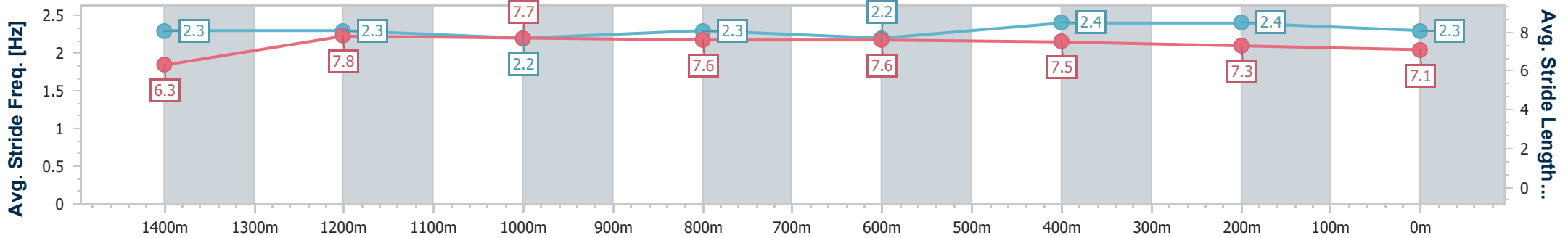
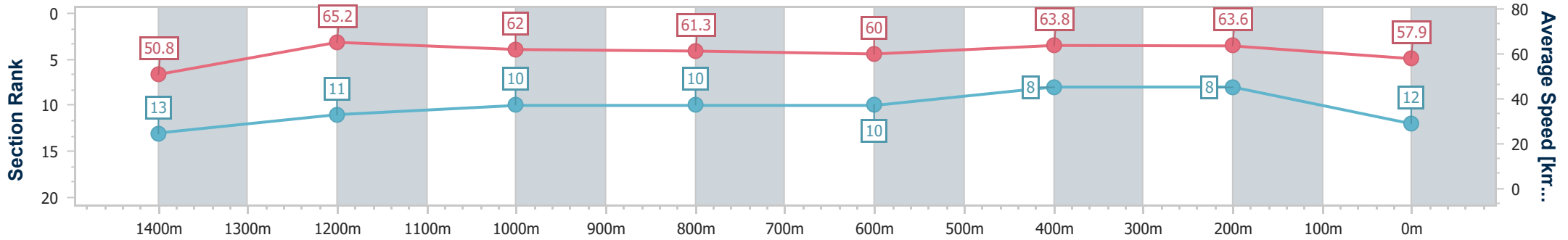
15 June 2024 - 14:06

Track Rating: Good 3, Weather: Fine, Rail Position: +4.5m Entire



BRISBANE RACING CLUB

Section	Overall	1400m	1200m	1000m	800m	600m	400m	200m
Section Times	1:36.28 [12] (0:14.21)	1:22.07 [13] (0:11.10)	1:10.97 [11] (0:11.68)	0:59.29 [10] (0:11.99)	0:47.30 [10] (0:12.04)	0:35.26 [10] (0:11.48)	0:23.78 [8] (0:11.30)	0:12.48 [8] (0:12.48)
Average Speed [km/h]	50.8	65.2	62.0	61.3	60.0	63.8	63.6	57.9
Top Speed [km/h]	66.6	66.9	64.0	62.3	61.8	65.7	65.8	60.7
Avg. Dist. to Rail [m]	7.5	4.7	5.9	4.2	1.8	3.2	5.7	5.5
Avg. Stride Freq. [Hz]	2.3	2.3	2.2	2.3	2.2	2.4	2.4	2.3
Avg. Stride Length [m]	6.3	7.8	7.7	7.6	7.6	7.5	7.3	7.1



- [ ] Ranking at each section and finish
- .-.- No data available at this section
- NA No data available





Horse/Jockey Name	Grey Ice
Final Rank	13
Fastest Section Time (Section)	0:11.21 (1400m)
Top Speed [km/h] (Section)	66.4 (Overall)
Race State	Finished



### Eagle Farm QLD Professional

### Race 5: SKY RACING GUNSYND CLASSIC - 1600m

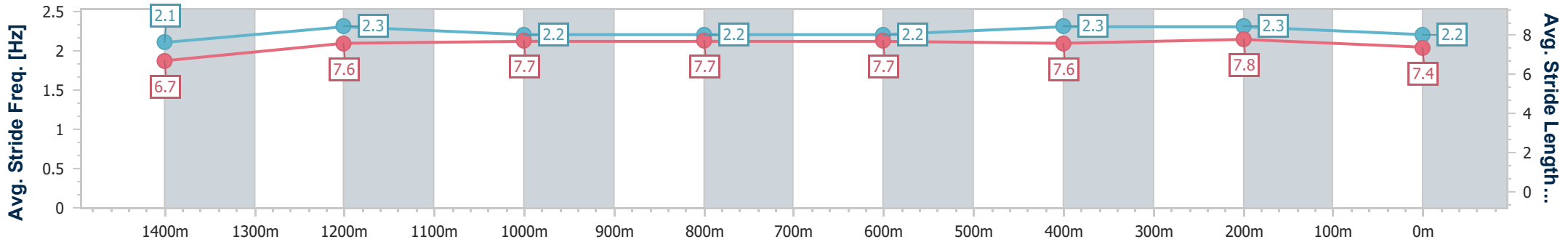
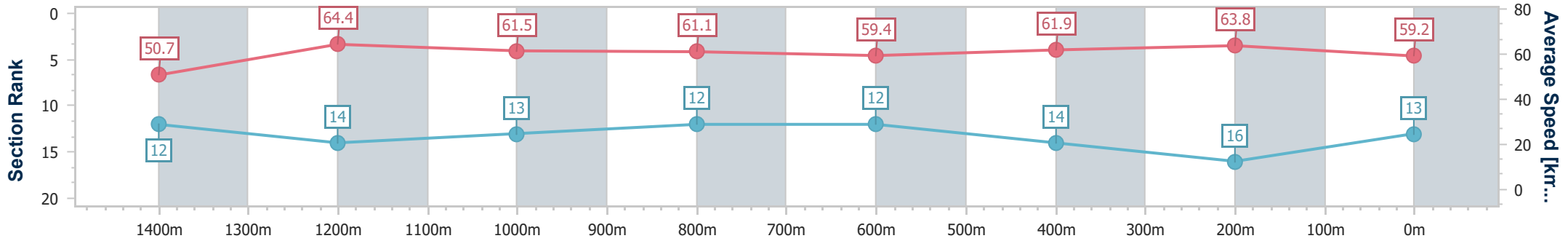
15 June 2024 - 14:06

Track Rating: Good 3, Weather: Fine, Rail Position: +4.5m Entire



BRISBANE RACING CLUB

Section	Overall	1400m	1200m	1000m	800m	600m	400m	200m
Section Times	1:36.30 [13] (0:14.20)	1:22.10 [12] (0:11.21)	1:10.89 [14] (0:11.73)	0:59.16 [13] (0:11.91)	0:47.25 [12] (0:12.16)	0:35.09 [12] (0:11.61)	0:23.48 [14] (0:11.32)	0:12.16 [16] (0:12.16)
Average Speed [km/h]	50.7	64.4	61.5	61.1	59.4	61.9	63.8	59.2
Top Speed [km/h]	66.4	65.2	64.1	62.6	61.0	64.5	64.7	62.7
Avg. Dist. to Rail [m]	2.7	2.0	2.2	1.8	0.9	0.2	1.5	1.9
Avg. Stride Freq. [Hz]	2.1	2.3	2.2	2.2	2.2	2.3	2.3	2.2
Avg. Stride Length [m]	6.7	7.6	7.7	7.7	7.7	7.6	7.8	7.4



- [ ] Ranking at each section and finish
- .-.- No data available at this section
- NA No data available



Horse/Jockey Name	Mary Shan
Final Rank	14
Fastest Section Time (Section)	0:10.89 (1400m)
Top Speed [km/h] (Section)	67.7 (1400m)
Race State	Finished



### Eagle Farm QLD Professional

### Race 5: SKY RACING GUNSYND CLASSIC - 1600m

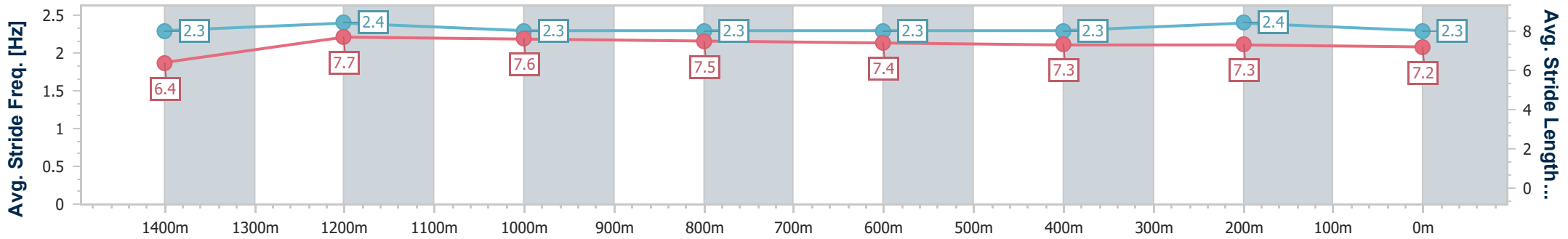
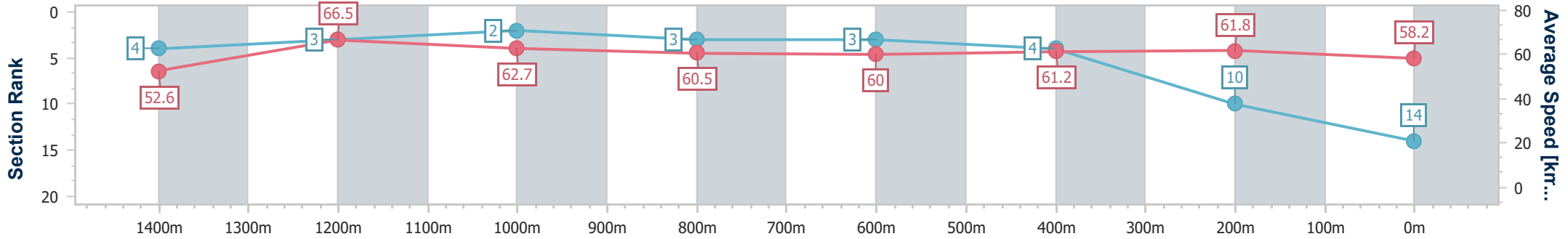
15 June 2024 - 14:06

Track Rating: Good 3, Weather: Fine, Rail Position: +4.5m Entire



BRISBANE RACING CLUB

Section	Overall	1400m	1200m	1000m	800m	600m	400m	200m
Section Times	1:36.35 [14] (0:13.82)	1:22.53 [4] (0:10.89)	1:11.64 [3] (0:11.48)	1:00.16 [2] (0:12.11)	0:48.05 [3] (0:12.17)	0:35.88 [3] (0:11.84)	0:24.04 [4] (0:11.65)	0:12.39 [10] (0:12.39)
Average Speed [km/h]	52.6	66.5	62.7	60.5	60.0	61.2	61.8	58.2
Top Speed [km/h]	66.5	67.7	64.5	61.1	60.8	61.8	63.4	59.7
Avg. Dist. to Rail [m]	13.3	6.3	3.9	3.7	3.4	1.0	1.7	2.2
Avg. Stride Freq. [Hz]	2.3	2.4	2.3	2.3	2.3	2.3	2.4	2.3
Avg. Stride Length [m]	6.4	7.7	7.6	7.5	7.4	7.3	7.3	7.2



- [ ] Ranking at each section and finish
- .-.- No data available at this section
- NA No data available



Horse/Jockey Name	Extraordinaire
Final Rank	15
Fastest Section Time (Section)	0:11.18 (400m)
Top Speed [km/h] (Section)	65.2 (400m)
Race State	Finished



Eagle Farm QLD Professional

Race 5: SKY RACING GUNSYND CLASSIC - 1600m

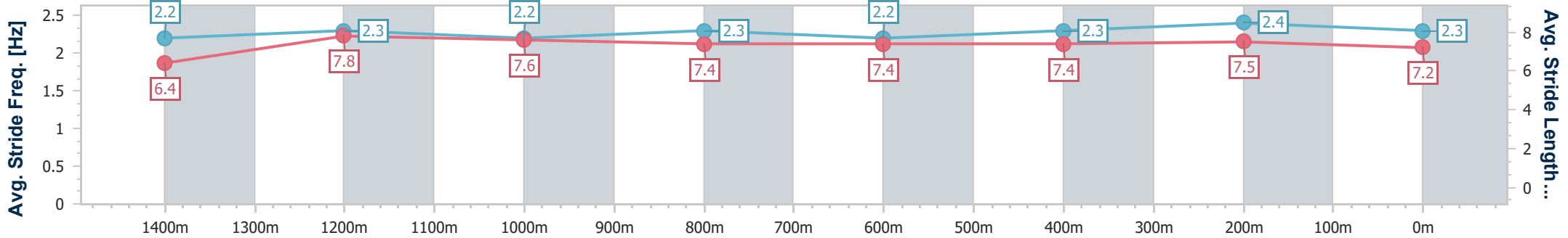
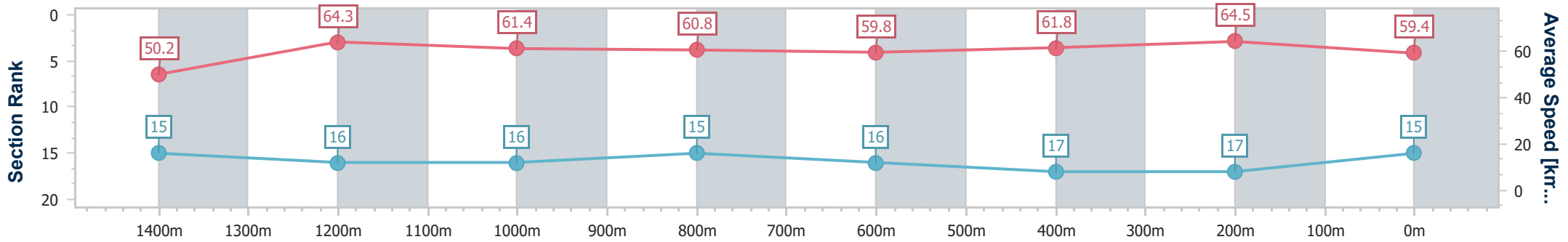
15 June 2024 - 14:06

Track Rating: Good 3, Weather: Fine, Rail Position: +4.5m Entire



BRISBANE RACING CLUB

Section	Overall	1400m	1200m	1000m	800m	600m	400m	200m
Section Times	1:36.43 [15] (0:14.41)	1:22.02 [15] (0:11.21)	1:10.81 [16] (0:11.78)	0:59.03 [16] (0:11.93)	0:47.10 [15] (0:12.14)	0:34.96 [16] (0:11.67)	0:23.29 [17] (0:11.18)	0:12.11 [17] (0:12.11)
Average Speed [km/h]	50.2	64.3	61.4	60.8	59.8	61.8	64.5	59.4
Top Speed [km/h]	63.8	64.8	64.1	63.4	61.4	64.9	65.2	62.5
Avg. Dist. to Rail [m]	8.3	2.8	2.9	2.2	1.6	0.6	2.6	3.6
Avg. Stride Freq. [Hz]	2.2	2.3	2.2	2.3	2.2	2.3	2.4	2.3
Avg. Stride Length [m]	6.4	7.8	7.6	7.4	7.4	7.4	7.5	7.2



- [ ] Ranking at each section and finish
- .-.- No data available at this section
- NA No data available



Horse/Jockey Name	Trifling
Final Rank	16
Fastest Section Time (Section)	0:11.14 (1400m)
Top Speed [km/h] (Section)	65.6 (1400m)
Race State	Finished



Eagle Farm QLD Professional

Race 5: SKY RACING GUNSYND CLASSIC - 1600m

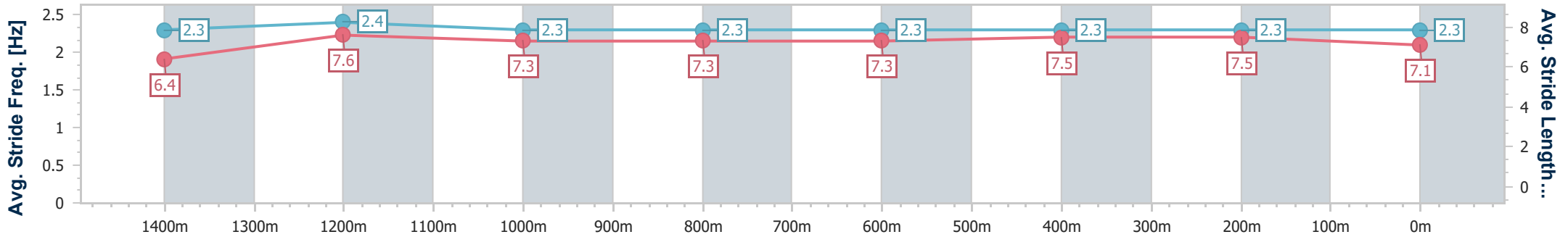
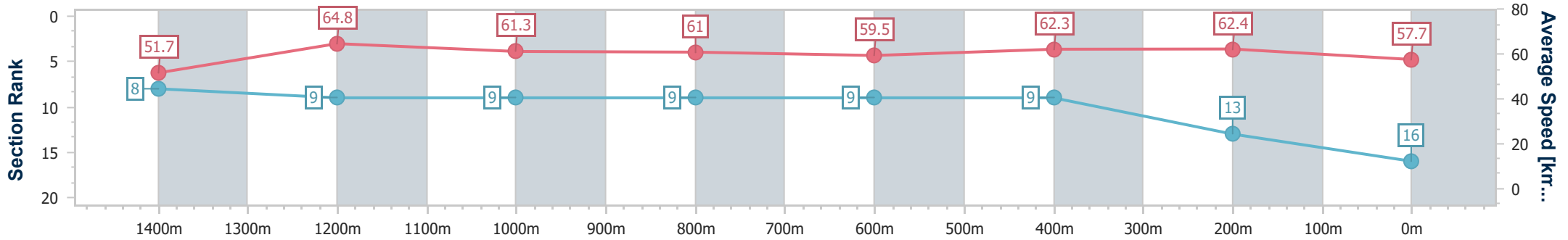
15 June 2024 - 14:06

Track Rating: Good 3, Weather: Fine, Rail Position: +4.5m Entire



BRISBANE RACING CLUB

Section	Overall	1400m	1200m	1000m	800m	600m	400m	200m
Section Times	1:36.56 [16] (0:13.99)	1:22.57 [8] (0:11.14)	1:11.43 [9] (0:11.74)	0:59.69 [9] (0:11.99)	0:47.70 [9] (0:12.16)	0:35.54 [9] (0:11.50)	0:24.04 [9] (0:11.52)	0:12.52 [13] (0:12.52)
Average Speed [km/h]	51.7	64.8	61.3	61.0	59.5	62.3	62.4	57.7
Top Speed [km/h]	64.7	65.6	63.9	61.7	60.7	64.1	63.1	61.4
Avg. Dist. to Rail [m]	2.9	2.2	1.9	2.7	1.3	1.0	3.5	6.6
Avg. Stride Freq. [Hz]	2.3	2.4	2.3	2.3	2.3	2.3	2.3	2.3
Avg. Stride Length [m]	6.4	7.6	7.3	7.3	7.3	7.5	7.5	7.1



- [ ] Ranking at each section and finish
- .-.- No data available at this section
- NA No data available



Horse/Jockey Name	Invincible Spy
Final Rank	17
Fastest Section Time (Section)	0:10.89 (1400m)
Top Speed [km/h] (Section)	67.5 (1400m)
Race State	Finished



Eagle Farm QLD Professional

Race 5: SKY RACING GUNSYND CLASSIC - 1600m

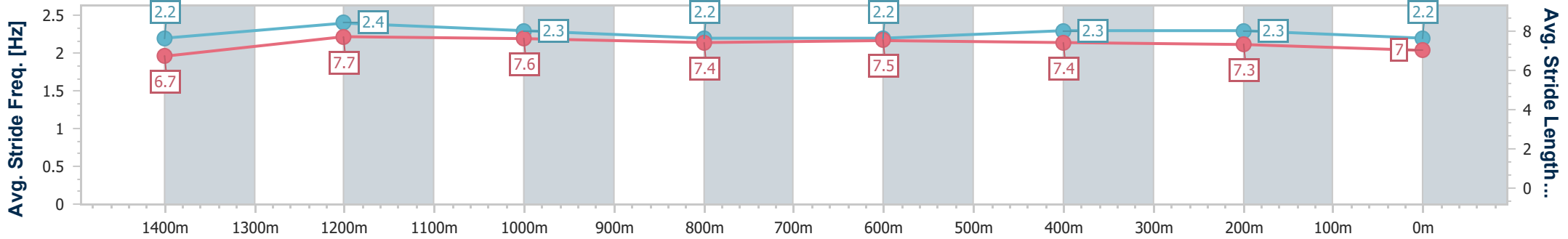
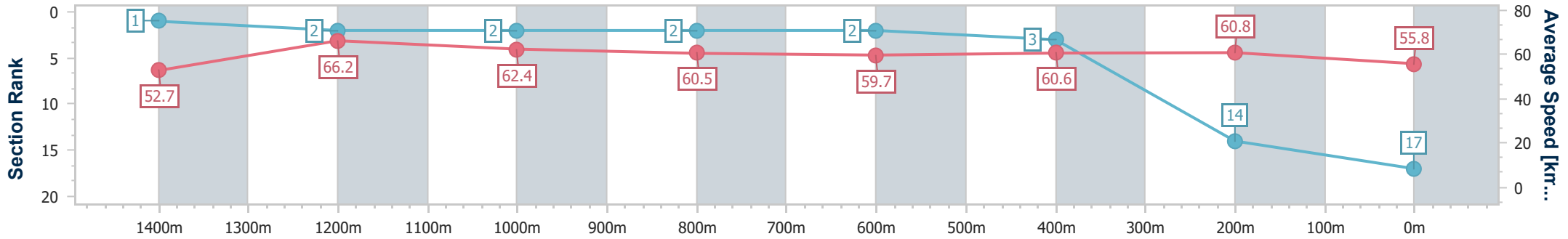
15 June 2024 - 14:06

Track Rating: Good 3, Weather: Fine, Rail Position: +4.5m Entire



BRISBANE RACING CLUB

Section	Overall	1400m	1200m	1000m	800m	600m	400m	200m
Section Times	1:36.99 [17] (0:13.75)	1:23.24 [1] (0:10.89)	1:12.35 [2] (0:11.55)	1:00.80 [2] (0:12.00)	0:48.80 [2] (0:12.15)	0:36.65 [2] (0:11.87)	0:24.78 [3] (0:11.85)	0:12.93 [14] (0:12.93)
Average Speed [km/h]	52.7	66.2	62.4	60.5	59.7	60.6	60.8	55.8
Top Speed [km/h]	67.4	67.5	63.0	61.1	60.5	61.2	61.9	58.2
Avg. Dist. to Rail [m]	6.5	2.7	2.2	1.9	1.0	0.2	0.4	1.1
Avg. Stride Freq. [Hz]	2.2	2.4	2.3	2.2	2.2	2.3	2.3	2.2
Avg. Stride Length [m]	6.7	7.7	7.6	7.4	7.5	7.4	7.3	7.0



- [ ] Ranking at each section and finish
- .-.- No data available at this section
- NA No data available



# Eagle Farm QLD Professional

## Race 6: LADBROKES J.J. ATKINS - 1600m

15 June 2024 - 14:40



BRISBANE  
RACING CLUB

Track Rating: Good 3, Weather: Fine, Rail Position: +4.5m Entire

Section		Field Times												
Overall	1400m	1200m	1000m	800m	600m	400m	Last 600m							
1:34.89 (0:13.49)	1:21.40 (0:10.92)	1:10.48 (0:11.76)	0:58.72 (0:12.35)	0:46.37 (0:11.75)	0:34.62 (0:11.38)	0:23.24 (0:11.19)	0:34.62							
Rank	TAB	Horse/Jockey	Barrier	Top Speed [km/h]	Fastest Section								Distance Travelled [m]	
1	1	<b>BROADSIDING</b> James McDonald	2	67.2 400m	0:10.92 400m	1:34.89 [1] (0:13.69)	1:21.20 [5] (0:11.16)	1:10.04 [5] (0:11.80)	0:58.24 [5] (0:12.39)	0:45.85 [5] (0:11.74)	0:34.11 [5] (0:11.14)	0:22.97 [5] (0:10.92)	0:34.11	
2	3	<b>BITTERCREEK</b> Blake Shinn	10	67.1 600m	0:11.08 600m	1:35.61 [2] (0:13.83)	1:21.78 [6] (0:11.34)	1:10.44 [6] (0:11.73)	0:58.71 [7] (0:12.44)	0:46.27 [8] (0:11.74)	0:34.53 [8] (0:11.08)	0:23.45 [7] (0:11.20)	0:34.53	+2
3	8	<b>BOSUSTOW</b> Ryan Maloney	1	66.0 1400m	0:11.18 1400m	1:35.62 [3] (0:13.66)	1:21.96 [4] (0:11.18)	1:10.78 [4] (0:11.66)	0:59.12 [4] (0:12.31)	0:46.81 [4] (0:11.75)	0:35.06 [4] (0:11.26)	0:23.80 [4] (0:11.41)	0:35.06	-4
4	12	<b>EL MORZILLO</b> Craig Williams	7	67.5 Overall	0:11.04 1400m	1:35.68 [4] (0:13.64)	1:22.04 [3] (0:11.04)	1:11.00 [3] (0:11.79)	0:59.21 [3] (0:12.33)	0:46.88 [3] (0:11.73)	0:35.15 [3] (0:11.27)	0:23.88 [3] (0:11.47)	0:35.15	+0
5	4	<b>BEAU DAZZLER</b> Kyle Wilson-Taylor	14	66.7 1400m	0:11.21 600m	1:35.98 [5] (0:14.47)	1:21.51 [13] (0:11.24)	1:10.27 [11] (0:11.35)	0:58.92 [8] (0:12.27)	0:46.65 [7] (0:11.72)	0:34.93 [7] (0:11.21)	0:23.72 [8] (0:11.46)	0:34.93	+4
6	5	<b>CAN'T RECALL ONE</b> Robbie Dolan	11	66.8 Overall	0:11.09 600m	1:36.03 [6] (0:14.22)	1:21.81 [9] (0:11.31)	1:10.50 [8] (0:11.63)	0:58.87 [10] (0:12.48)	0:46.39 [10] (0:11.79)	0:34.60 [10] (0:11.09)	0:23.51 [9] (0:11.26)	0:34.60	+0
7	10	<b>MR ARTEMISIA</b> Jason Collett	3	66.9 Overall	0:11.31 600m	1:36.87 [7] (0:14.15)	1:22.72 [8] (0:11.45)	1:11.27 [9] (0:11.49)	0:59.78 [9] (0:12.40)	0:47.38 [9] (0:11.86)	0:35.52 [9] (0:11.31)	0:24.21 [10] (0:11.66)	0:35.52	-4
8	9	<b>BARBARIC LAD</b> Luke Currie	8	67.8 1400m	0:11.18 600m	1:36.89 [8] (0:14.31)	1:22.58 [10] (0:11.39)	1:11.19 [10] (0:11.56)	0:59.63 [11] (0:12.52)	0:47.11 [12] (0:11.88)	0:35.23 [11] (0:11.18)	0:24.05 [11] (0:11.54)	0:35.23	+2
9	13	<b>AEMELIUS</b> Tyler Schiller	6	67.4 1400m	0:10.92 1400m	1:36.91 [9] (0:13.49)	1:23.42 [1] (0:10.92)	1:12.50 [1] (0:11.76)	1:00.74 [1] (0:12.35)	0:48.39 [1] (0:11.75)	0:36.64 [1] (0:11.38)	0:25.26 [1] (0:11.86)	0:36.64	-4
10	6	<b>IMPERIALIST</b> Tim Clark	12	66.0 600m	0:11.23 600m	1:36.97 [10] (0:14.46)	1:22.51 [12] (0:11.52)	1:10.99 [12] (0:11.44)	0:59.55 [12] (0:12.31)	0:47.24 [11] (0:11.93)	0:35.31 [12] (0:11.23)	0:24.08 [12] (0:11.45)	0:35.31	-2

Scratched: Zouna (#2)

[ ] Ranking at each section and finish  
 -:-:- No data available at this section  
 NA No data available

SCN Saddle cloth number  
 DNF Did not finish  
 DNT Did not track



**Eagle Farm QLD Professional**  
**Race 6: LADBROKES J.J. ATKINS - 1600m**  
**15 June 2024 - 14:40**



BRISBANE  
RACING CLUB

Track Rating: Good 3, Weather: Fine, Rail Position: +4.5m Entire

Section		Overall	1400m	1200m	1000m	800m	600m	400m	Last 600m				
Field Times		1:34.89 (0:13.49)	1:21.40 (0:10.92)	1:10.48 (0:11.76)	0:58.72 (0:12.35)	0:46.37 (0:11.75)	0:34.62 (0:11.38)	0:23.24 (0:11.19)	0:34.62				
Rank	TAB Horse/Jockey	Barrier	Top Speed [km/h]	Fastest Section					Distance Travelled [m]				
11	14 PEE BEE NOIR Mark Du Plessis	13	66.4 1200m	0:11.27 600m	1:37.24 [11] (0:14.45)	1:22.79 [11] (0:11.64)	1:11.15 [13] (0:11.35)	0:59.80 [13] (0:12.56)	0:47.24 [13] (0:11.93)	0:35.31 [13] (0:11.27)	0:24.04 [13] (0:11.48)	0:35.31	+3
12	11 CHINA SEA Rory Hutchings	9	68.7 1400m	0:10.86 1400m	1:37.33 [12] (0:13.63)	1:23.70 [2] (0:10.86)	1:12.84 [2] (0:11.77)	1:01.07 [2] (0:12.31)	0:48.76 [2] (0:11.71)	0:37.05 [2] (0:11.44)	0:25.61 [2] (0:12.02)	0:37.05	-3
13	7 SMASHING TIME Tommy Berry	4	66.2 1400m	0:11.13 1400m	1:37.38 [13] (0:14.07)	1:23.31 [7] (0:11.13)	1:12.18 [7] (0:11.56)	1:00.62 [6] (0:12.40)	0:48.22 [6] (0:11.78)	0:36.44 [6] (0:11.19)	0:25.25 [6] (0:11.81)	0:36.44	-5

Scratched: Zouna (#2)

[ ] Ranking at each section and finish  
 -:-:-:- No data available at this section  
 NA No data available

SCN Saddle cloth number  
 DNF Did not finish  
 DNT Did not track



**Eagle Farm QLD Professional**  
**Race 6: LADBROKES J.J. ATKINS - 1600m**  
**15 June 2024 - 14:40**



Track Rating: Good 3, Weather: Fine, Rail Position: +4.5m Entire

Section							200m			Last 600m
Field Times							0:12.05			0:34.62
							(0:12.05)			
Rank	TAB	Horse/Jockey	Barrier	Top Speed [km/h]	Fastest Section	Margin			Distance Travelled [m]	
1	1	<b>BROADSIDING</b>	2	67.2	0:10.92	0:12.05 [1]	1:34.89		0:34.11	
		James McDonald		400m	400m	(0:12.05)				
2	3	<b>BITTERCREEK</b>	10	67.1	0:11.08	0:12.25 [4]	4.25L		0:34.53 +2	
		Blake Shinn		600m	600m	(0:12.25)				
3	8	<b>BOSUSTOW</b>	1	66.0	0:11.18	0:12.39 [2]	4.31L		0:35.06 -4	
		Ryan Maloney		1400m	1400m	(0:12.39)				
4	12	<b>EL MORZILLO</b>	7	67.5	0:11.04	0:12.41 [3]	4.71L		0:35.15 +0	
		Craig Williams		Overall	1400m	(0:12.41)				
5	4	<b>BEAU DAZZLER</b>	14	66.7	0:11.21	0:12.26 [6]	6.46L		0:34.93 +4	
		Kyle Wilson-Taylor		1400m	600m	(0:12.26)				
6	5	<b>CAN'T RECALL ONE</b>	11	66.8	0:11.09	0:12.25 [8]	6.76L		0:34.60 +0	
		Robbie Dolan		Overall	600m	(0:12.25)				
7	10	<b>MR ARTEMISIA</b>	3	66.9	0:11.31	0:12.55 [10]	11.76L		0:35.52 -4	
		Jason Collett		Overall	600m	(0:12.55)				
8	9	<b>BARBARIC LAD</b>	8	67.8	0:11.18	0:12.51 [12]	11.91L		0:35.23 +2	
		Luke Currie		1400m	600m	(0:12.51)				
9	13	<b>AEMELIUS</b>	6	67.4	0:10.92	0:13.40 [5]	12.06L		0:36.64 -4	
		Tyler Schiller		1400m	1400m	(0:13.40)				
10	6	<b>IMPERIALIST</b>	12	66.0	0:11.23	0:12.63 [11]	12.46L		0:35.31 -2	
		Tim Clark		600m	600m	(0:12.63)				

Scratched: Zouna (#2)

[ ] Ranking at each section and finish  
 -:-:- No data available at this section  
 NA No data available

SCN Saddle cloth number  
 DNF Did not finish  
 DNT Did not track





**Eagle Farm QLD Professional**  
**Race 6: LADBROKES J.J. ATKINS - 1600m**  
**15 June 2024 - 14:40**



Track Rating: Good 3, Weather: Fine, Rail Position: +4.5m Entire

Section				200m				Last 600m	
Field Times				0:12.05 (0:12.05)				0:34.62	
Rank	TAB Horse/Jockey	Barrier	Top Speed [km/h]	Fastest Section	Margin				Distance Travelled [m]
11	14 PEE BEE NOIR Mark Du Plessis	13	66.4 1200m	0:11.27 600m	0:12.56 [13] (0:12.56)	13.96L		0:35.31	+3
12	11 CHINA SEA Rory Hutchings	9	68.7 1400m	0:10.86 1400m	0:13.59 [7] (0:13.59)	14.46L		0:37.05	-3
13	7 SMASHING TIME Tommy Berry	4	66.2 1400m	0:11.13 1400m	0:13.44 [9] (0:13.44)	14.81L		0:36.44	-5

Scratched: Zouna (#2)

[ ] Ranking at each section and finish  
 -:-:-:- No data available at this section  
 NA No data available

SCN Saddle cloth number  
 DNF Did not finish  
 DNT Did not track



Horse/Jockey Name	Broadsiding
Final Rank	1
Fastest Section Time (Section)	0:10.92 (400m)
Top Speed [km/h] (Section)	67.2 (400m)
Race State	Finished



Eagle Farm QLD Professional  
Race 6: LADBROKES J.J. ATKINS - 1600m

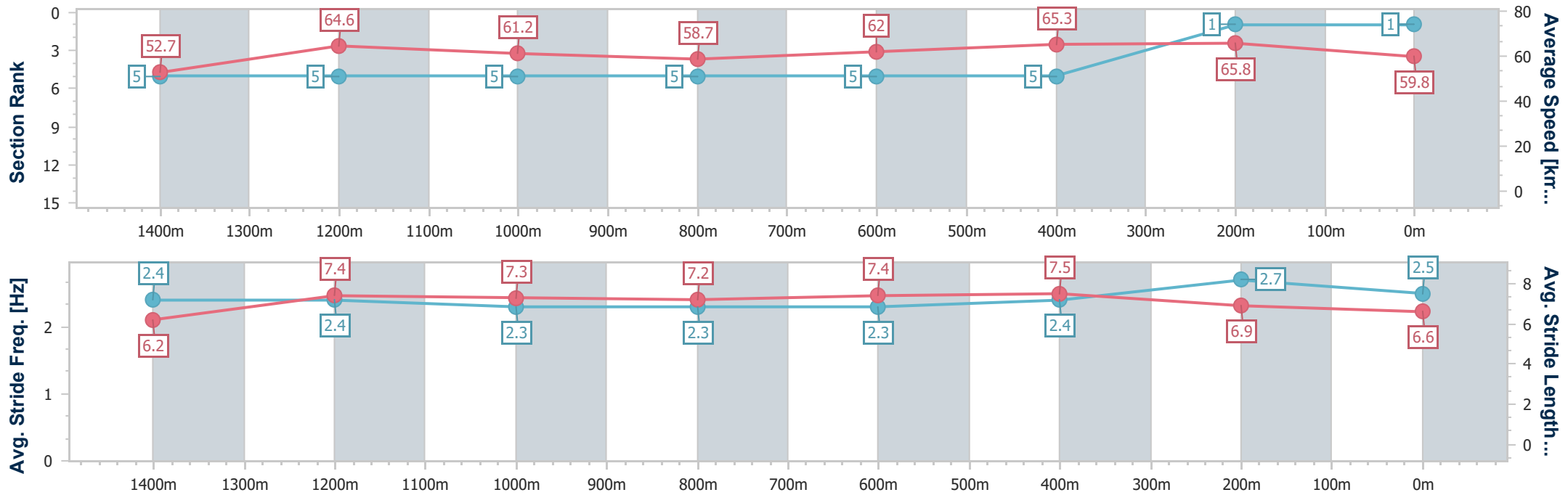
15 June 2024 - 14:40

Track Rating: Good 3, Weather: Fine, Rail Position: +4.5m Entire



BRISBANE  
RACING CLUB

Section	Overall	1400m	1200m	1000m	800m	600m	400m	200m
Section Times	1:34.89 [1] (0:13.69)	1:21.20 [5] (0:11.16)	1:10.04 [5] (0:11.80)	0:58.24 [5] (0:12.39)	0:45.85 [5] (0:11.74)	0:34.11 [5] (0:11.14)	0:22.97 [5] (0:10.92)	0:12.05 [1] (0:12.05)
Average Speed [km/h]	52.7	64.6	61.2	58.7	62.0	65.3	65.8	59.8
Top Speed [km/h]	66.5	66.4	65.1	59.6	65.3	66.5	67.2	64.0
Avg. Dist. to Rail [m]	2.8	2.1	2.4	2.5	2.1	1.9	3.9	3.9
Avg. Stride Freq. [Hz]	2.4	2.4	2.3	2.3	2.3	2.4	2.7	2.5
Avg. Stride Length [m]	6.2	7.4	7.3	7.2	7.4	7.5	6.9	6.6



- [ ] Ranking at each section and finish
- .-.- No data available at this section
- NA No data available



Horse/Jockey Name	Bittercreek
Final Rank	2
Fastest Section Time (Section)	0:11.08 (600m)
Top Speed [km/h] (Section)	67.1 (600m)
Race State	Finished



Eagle Farm QLD Professional  
Race 6: LADBROKES J.J. ATKINS - 1600m

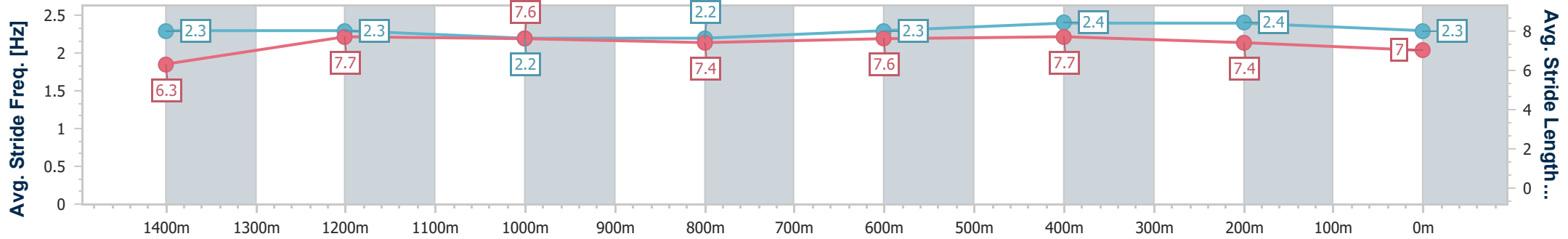
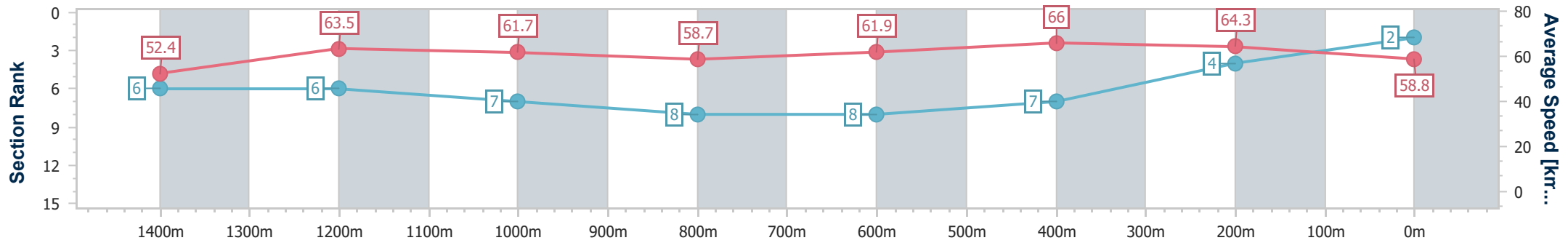
15 June 2024 - 14:40

Track Rating: Good 3, Weather: Fine, Rail Position: +4.5m Entire



BRISBANE  
RACING CLUB

Section	Overall	1400m	1200m	1000m	800m	600m	400m	200m
Section Times	1:35.61 [2] (0:13.83)	1:21.78 [6] (0:11.34)	1:10.44 [6] (0:11.73)	0:58.71 [7] (0:12.44)	0:46.27 [8] (0:11.74)	0:34.53 [8] (0:11.08)	0:23.45 [7] (0:11.20)	0:12.25 [4] (0:12.25)
Average Speed [km/h]	52.4	63.5	61.7	58.7	61.9	66.0	64.3	58.8
Top Speed [km/h]	65.3	65.2	64.5	59.5	65.5	67.1	66.2	62.0
Avg. Dist. to Rail [m]	7.1	2.9	3.2	2.7	2.6	3.0	5.4	5.7
Avg. Stride Freq. [Hz]	2.3	2.3	2.2	2.2	2.3	2.4	2.4	2.3
Avg. Stride Length [m]	6.3	7.7	7.6	7.4	7.6	7.7	7.4	7.0



- [ ] Ranking at each section and finish
- .-.- No data available at this section
- NA No data available



Horse/Jockey Name	Bosustow
Final Rank	3
Fastest Section Time (Section)	0:11.18 (1400m)
Top Speed [km/h] (Section)	66.0 (1400m)
Race State	Finished



Eagle Farm QLD Professional  
Race 6: LADBROKES J.J. ATKINS - 1600m

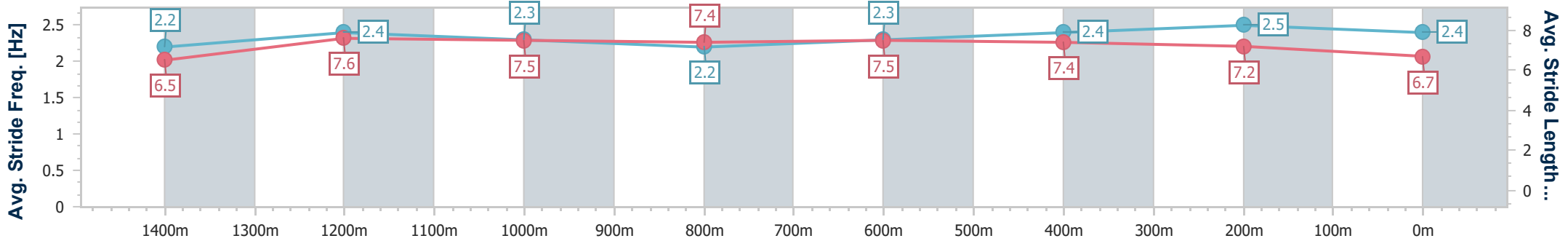
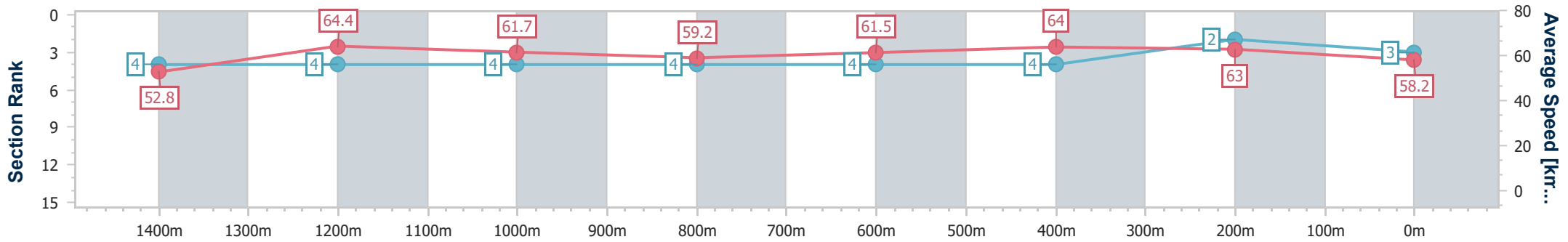
15 June 2024 - 14:40

Track Rating: Good 3, Weather: Fine, Rail Position: +4.5m Entire



BRISBANE  
RACING CLUB

Section	Overall	1400m	1200m	1000m	800m	600m	400m	200m
Section Times	1:35.62 [3] (0:13.66)	1:21.96 [4] (0:11.18)	1:10.78 [4] (0:11.66)	0:59.12 [4] (0:12.31)	0:46.81 [4] (0:11.75)	0:35.06 [4] (0:11.26)	0:23.80 [4] (0:11.41)	0:12.39 [2] (0:12.39)
Average Speed [km/h]	52.8	64.4	61.7	59.2	61.5	64.0	63.0	58.2
Top Speed [km/h]	65.9	66.0	63.8	59.8	64.3	65.5	64.2	61.3
Avg. Dist. to Rail [m]	2.3	2.0	2.3	1.6	1.0	0.3	0.9	2.4
Avg. Stride Freq. [Hz]	2.2	2.4	2.3	2.2	2.3	2.4	2.5	2.4
Avg. Stride Length [m]	6.5	7.6	7.5	7.4	7.5	7.4	7.2	6.7



- [ ] Ranking at each section and finish
- .-.- No data available at this section
- NA No data available



Horse/Jockey Name	El Morzillo
Final Rank	4
Fastest Section Time (Section)	0:11.04 (1400m)
Top Speed [km/h] (Section)	67.5 (Overall)
Race State	Finished



Eagle Farm QLD Professional  
Race 6: LADBROKES J.J. ATKINS - 1600m

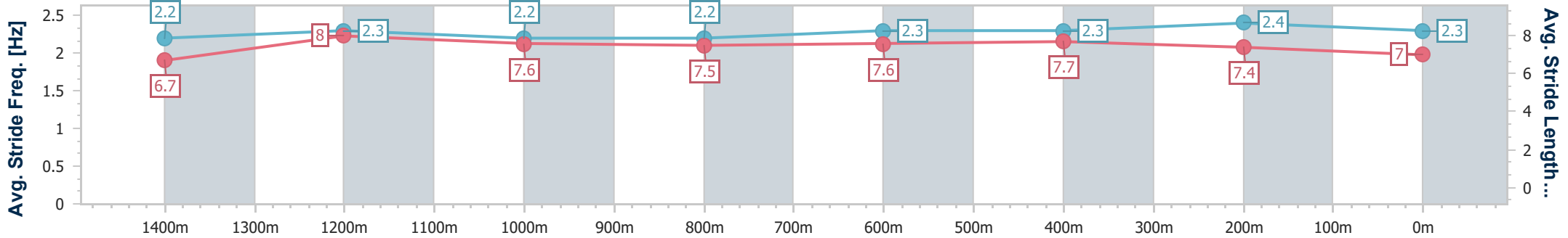
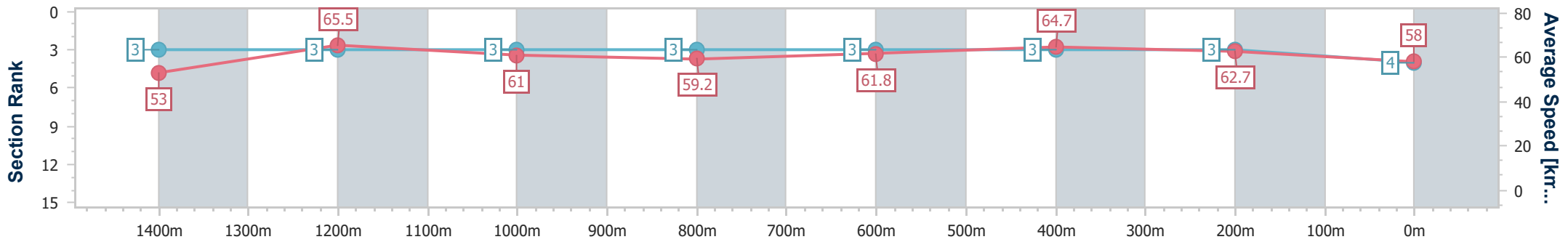
15 June 2024 - 14:40

Track Rating: Good 3, Weather: Fine, Rail Position: +4.5m Entire



BRISBANE  
RACING CLUB

Section	Overall	1400m	1200m	1000m	800m	600m	400m	200m
Section Times	1:35.68 [4] (0:13.64)	1:22.04 [3] (0:11.04)	1:11.00 [3] (0:11.79)	0:59.21 [3] (0:12.33)	0:46.88 [3] (0:11.73)	0:35.15 [3] (0:11.27)	0:23.88 [3] (0:11.47)	0:12.41 [3] (0:12.41)
Average Speed [km/h]	53.0	65.5	61.0	59.2	61.8	64.7	62.7	58.0
Top Speed [km/h]	67.5	67.3	64.0	59.8	64.6	65.4	63.7	61.3
Avg. Dist. to Rail [m]	5.2	3.0	2.9	2.4	2.0	2.1	3.4	3.9
Avg. Stride Freq. [Hz]	2.2	2.3	2.2	2.2	2.3	2.3	2.4	2.3
Avg. Stride Length [m]	6.7	8.0	7.6	7.5	7.6	7.7	7.4	7.0



- [ ] Ranking at each section and finish
- .-.- No data available at this section
- NA No data available



Horse/Jockey Name	Beau Dazzler
Final Rank	5
Fastest Section Time (Section)	0:11.21 (600m)
Top Speed [km/h] (Section)	66.7 (1400m)
Race State	Finished



Eagle Farm QLD Professional  
Race 6: LADBROKES J.J. ATKINS - 1600m

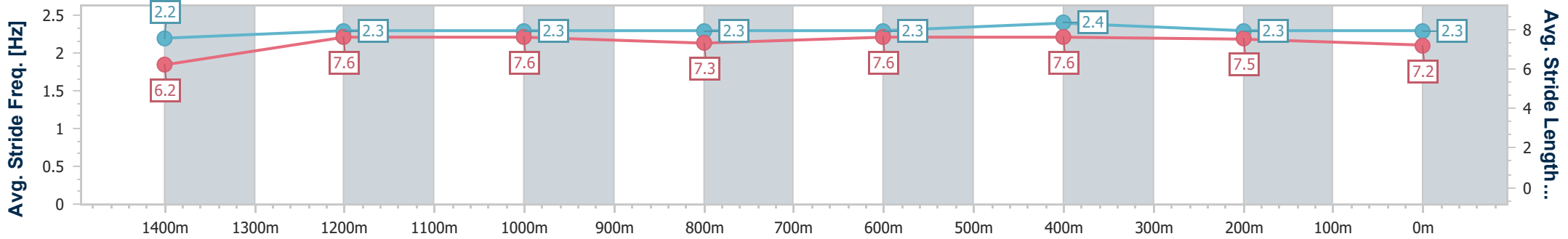
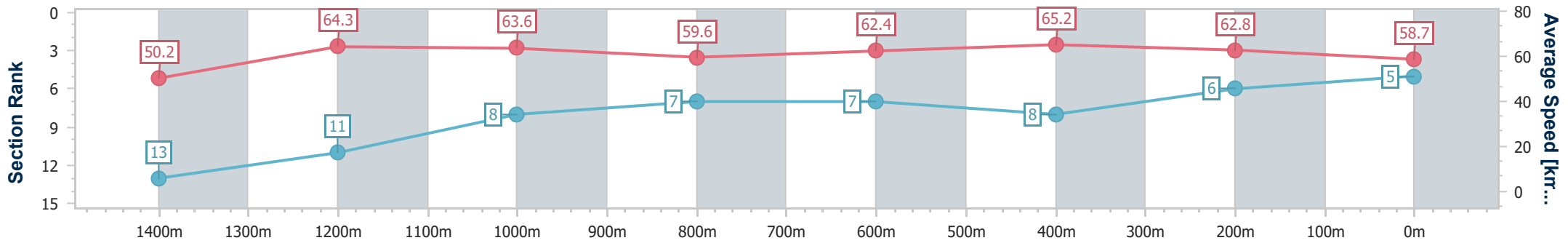
15 June 2024 - 14:40

Track Rating: Good 3, Weather: Fine, Rail Position: +4.5m Entire



BRISBANE  
RACING CLUB

Section	Overall	1400m	1200m	1000m	800m	600m	400m	200m
Section Times	1:35.98 [5] (0:14.47)	1:21.51 [13] (0:11.24)	1:10.27 [11] (0:11.35)	0:58.92 [8] (0:12.27)	0:46.65 [7] (0:11.72)	0:34.93 [7] (0:11.21)	0:23.72 [8] (0:11.46)	0:12.26 [6] (0:12.26)
Average Speed [km/h]	50.2	64.3	63.6	59.6	62.4	65.2	62.8	58.7
Top Speed [km/h]	64.3	66.7	65.6	60.4	64.2	66.4	65.1	61.6
Avg. Dist. to Rail [m]	11.1	4.2	3.9	3.7	2.7	3.7	6.7	5.3
Avg. Stride Freq. [Hz]	2.2	2.3	2.3	2.3	2.3	2.4	2.3	2.3
Avg. Stride Length [m]	6.2	7.6	7.6	7.3	7.6	7.6	7.5	7.2



- [ ] Ranking at each section and finish
- .-.- No data available at this section
- NA No data available



Horse/Jockey Name	Can't Recall One
Final Rank	6
Fastest Section Time (Section)	0:11.09 (600m)
Top Speed [km/h] (Section)	66.8 (Overall)
Race State	Finished



### Eagle Farm QLD Professional

Race 6: LADBROKES J.J. ATKINS - 1600m

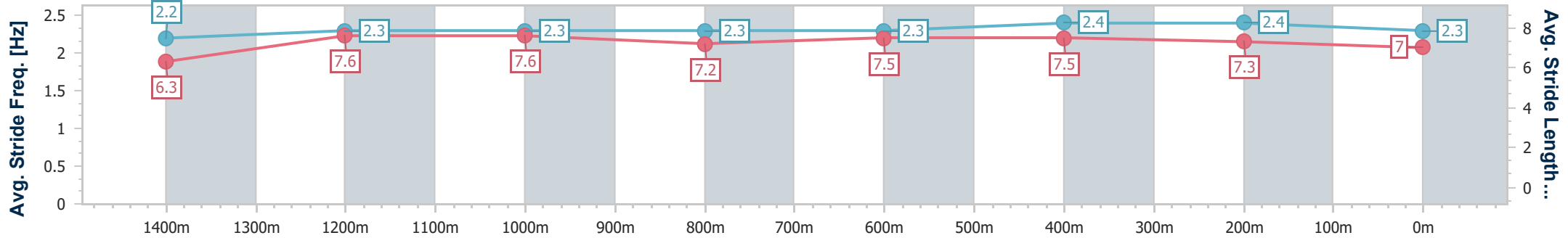
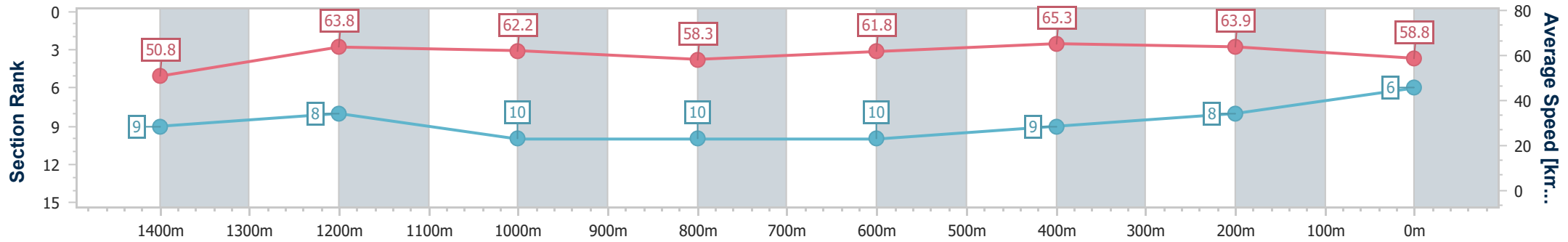
15 June 2024 - 14:40

Track Rating: Good 3, Weather: Fine, Rail Position: +4.5m Entire



BRISBANE RACING CLUB

Section	Overall	1400m	1200m	1000m	800m	600m	400m	200m
Section Times	1:36.03 [6] (0:14.22)	1:21.81 [9] (0:11.31)	1:10.50 [8] (0:11.63)	0:58.87 [10] (0:12.48)	0:46.39 [10] (0:11.79)	0:34.60 [10] (0:11.09)	0:23.51 [9] (0:11.26)	0:12.25 [8] (0:12.25)
Average Speed [km/h]	50.8	63.8	62.2	58.3	61.8	65.3	63.9	58.8
Top Speed [km/h]	66.8	66.6	64.7	59.4	64.3	66.5	66.2	61.2
Avg. Dist. to Rail [m]	7.8	3.1	2.8	2.4	2.2	1.7	4.7	4.7
Avg. Stride Freq. [Hz]	2.2	2.3	2.3	2.3	2.3	2.4	2.4	2.3
Avg. Stride Length [m]	6.3	7.6	7.6	7.2	7.5	7.5	7.3	7.0



- [ ] Ranking at each section and finish
- .-.- No data available at this section
- NA No data available



Horse/Jockey Name	Mr Artemisia
Final Rank	7
Fastest Section Time (Section)	0:11.31 (600m)
Top Speed [km/h] (Section)	66.9 (Overall)
Race State	Finished



### Eagle Farm QLD Professional

Race 6: LADBROKES J.J. ATKINS - 1600m

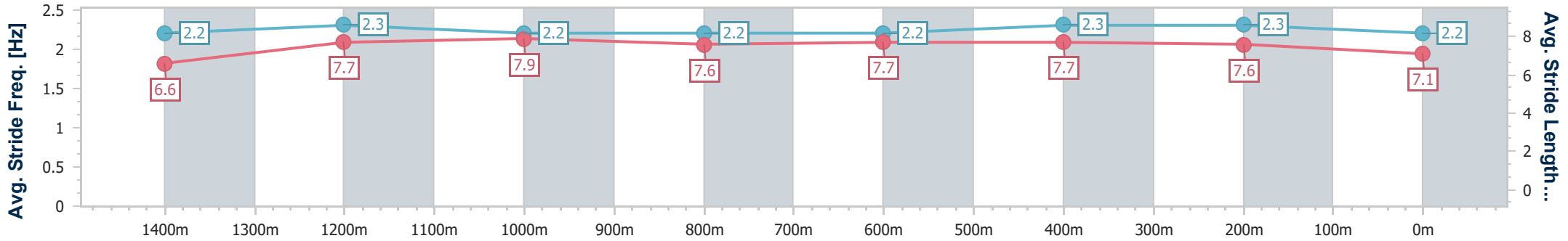
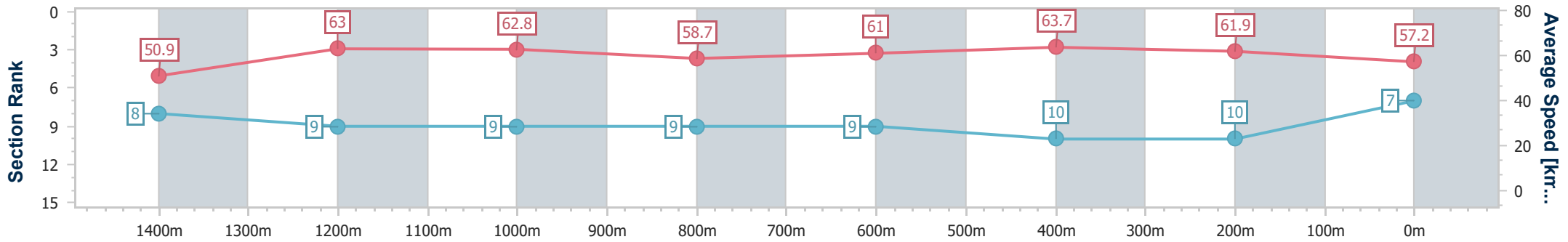
15 June 2024 - 14:40

Track Rating: Good 3, Weather: Fine, Rail Position: +4.5m Entire



BRISBANE RACING CLUB

Section	Overall	1400m	1200m	1000m	800m	600m	400m	200m
Section Times	1:36.87 [7] (0:14.15)	1:22.72 [8] (0:11.45)	1:11.27 [9] (0:11.49)	0:59.78 [9] (0:12.40)	0:47.38 [9] (0:11.86)	0:35.52 [9] (0:11.31)	0:24.21 [10] (0:11.66)	0:12.55 [10] (0:12.55)
Average Speed [km/h]	50.9	63.0	62.8	58.7	61.0	63.7	61.9	57.2
Top Speed [km/h]	66.9	65.9	64.8	59.4	63.3	64.7	63.8	60.0
Avg. Dist. to Rail [m]	3.6	1.9	2.4	2.0	1.0	0.5	4.0	6.2
Avg. Stride Freq. [Hz]	2.2	2.3	2.2	2.2	2.2	2.3	2.3	2.2
Avg. Stride Length [m]	6.6	7.7	7.9	7.6	7.7	7.7	7.6	7.1



- [ ] Ranking at each section and finish
- .-.- No data available at this section
- NA No data available





Horse/Jockey Name	Barbaric Lad
Final Rank	8
Fastest Section Time (Section)	0:11.18 (600m)
Top Speed [km/h] (Section)	67.8 (1400m)
Race State	Finished

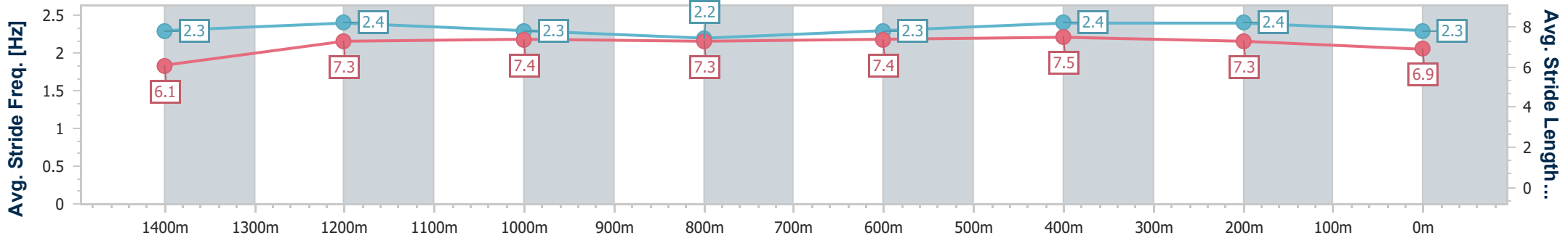
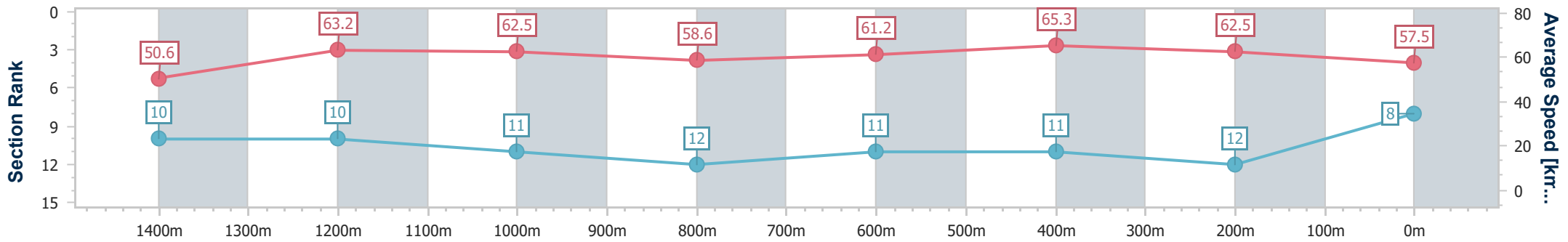


Eagle Farm QLD Professional  
 Race 6: LADBROKES J.J. ATKINS - 1600m  
 15 June 2024 - 14:40  
 Track Rating: Good 3, Weather: Fine, Rail Position: +4.5m Entire



BRISBANE  
 RACING CLUB

Section	Overall	1400m	1200m	1000m	800m	600m	400m	200m
Section Times	1:36.89 [8] (0:14.31)	1:22.58 [10] (0:11.39)	1:11.19 [10] (0:11.56)	0:59.63 [11] (0:12.52)	0:47.11 [12] (0:11.88)	0:35.23 [11] (0:11.18)	0:24.05 [11] (0:11.54)	0:12.51 [12] (0:12.51)
Average Speed [km/h]	50.6	63.2	62.5	58.6	61.2	65.3	62.5	57.5
Top Speed [km/h]	67.8	67.8	64.7	59.4	64.1	66.1	64.4	59.7
Avg. Dist. to Rail [m]	5.9	2.8	3.1	3.3	2.7	2.3	5.1	6.6
Avg. Stride Freq. [Hz]	2.3	2.4	2.3	2.2	2.3	2.4	2.4	2.3
Avg. Stride Length [m]	6.1	7.3	7.4	7.3	7.4	7.5	7.3	6.9



- [ ] Ranking at each section and finish
- .-.- No data available at this section
- NA No data available



Horse/Jockey Name	Aemelius
Final Rank	9
Fastest Section Time (Section)	0:10.92 (1400m)
Top Speed [km/h] (Section)	67.4 (1400m)
Race State	Finished



Eagle Farm QLD Professional  
Race 6: LADBROKES J.J. ATKINS - 1600m

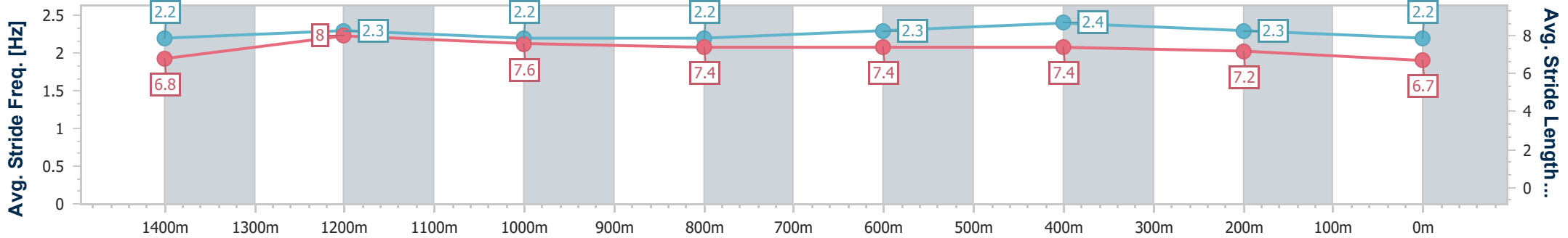
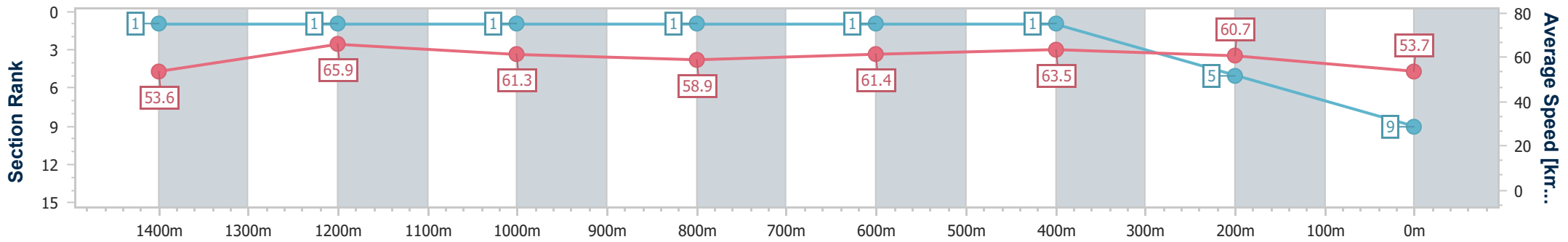
15 June 2024 - 14:40

Track Rating: Good 3, Weather: Fine, Rail Position: +4.5m Entire



BRISBANE  
RACING CLUB

Section	Overall	1400m	1200m	1000m	800m	600m	400m	200m
Section Times	1:36.91 [9] (0:13.49)	1:23.42 [1] (0:10.92)	1:12.50 [1] (0:11.76)	1:00.74 [1] (0:12.35)	0:48.39 [1] (0:11.75)	0:36.64 [1] (0:11.38)	0:25.26 [1] (0:11.86)	0:13.40 [5] (0:13.40)
Average Speed [km/h]	53.6	65.9	61.3	58.9	61.4	63.5	60.7	53.7
Top Speed [km/h]	66.5	67.4	64.7	59.7	63.8	64.4	63.5	57.4
Avg. Dist. to Rail [m]	4.8	1.7	2.1	1.8	1.0	0.2	0.3	0.8
Avg. Stride Freq. [Hz]	2.2	2.3	2.2	2.2	2.3	2.4	2.3	2.2
Avg. Stride Length [m]	6.8	8.0	7.6	7.4	7.4	7.4	7.2	6.7



- [ ] Ranking at each section and finish
- .-.- No data available at this section
- NA No data available



Horse/Jockey Name	Imperialist
Final Rank	10
Fastest Section Time (Section)	0:11.23 (600m)
Top Speed [km/h] (Section)	66.0 (600m)
Race State	Finished



Eagle Farm QLD Professional  
Race 6: LADBROKES J.J. ATKINS - 1600m

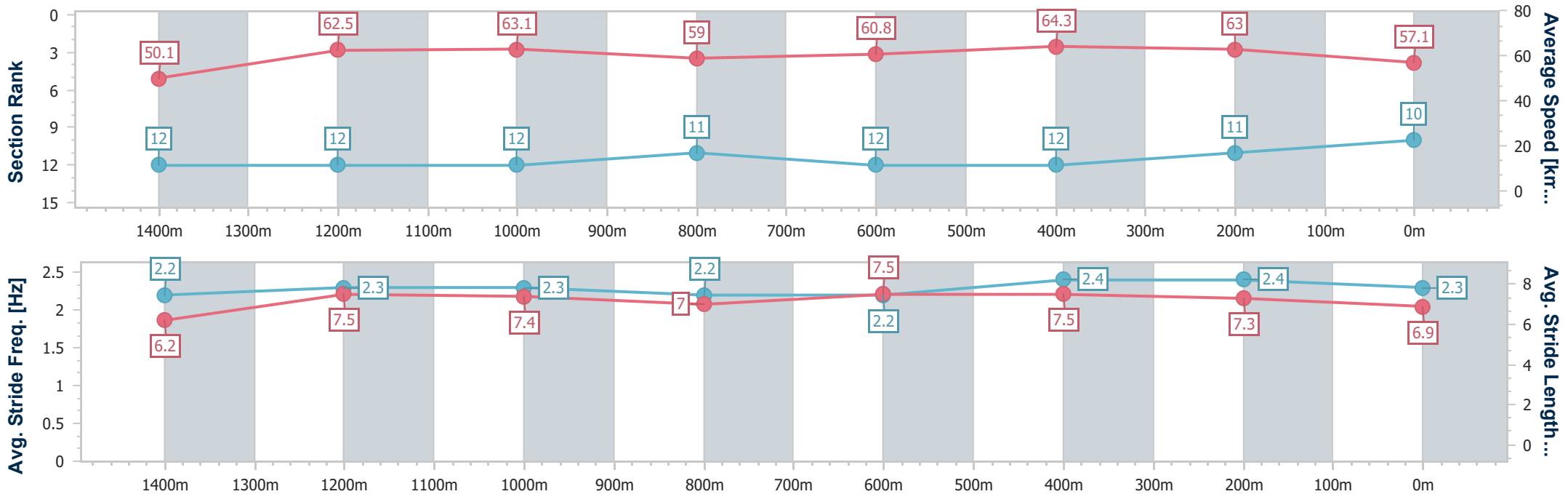


15 June 2024 - 14:40

BRISBANE RACING CLUB

Track Rating: Good 3, Weather: Fine, Rail Position: +4.5m Entire

Section	Overall	1400m	1200m	1000m	800m	600m	400m	200m
Section Times	1:36.97 [10] (0:14.46)	1:22.51 [12] (0:11.52)	1:10.99 [12] (0:11.44)	0:59.55 [12] (0:12.31)	0:47.24 [11] (0:11.93)	0:35.31 [12] (0:11.23)	0:24.08 [12] (0:11.45)	0:12.63 [11] (0:12.63)
Average Speed [km/h]	50.1	62.5	63.1	59.0	60.8	64.3	63.0	57.1
Top Speed [km/h]	63.4	64.1	64.3	60.3	62.3	66.0	65.4	60.3
Avg. Dist. to Rail [m]	8.6	2.2	2.2	1.9	1.4	1.3	2.6	4.5
Avg. Stride Freq. [Hz]	2.2	2.3	2.3	2.2	2.2	2.4	2.4	2.3
Avg. Stride Length [m]	6.2	7.5	7.4	7.0	7.5	7.5	7.3	6.9



- [ ] Ranking at each section and finish
- .-.- No data available at this section
- NA No data available



Horse/Jockey Name	Pee Bee Noir
Final Rank	11
Fastest Section Time (Section)	0:11.27 (600m)
Top Speed [km/h] (Section)	66.4 (1200m)
Race State	Finished



### Eagle Farm QLD Professional

Race 6: LADBROKES J.J. ATKINS - 1600m

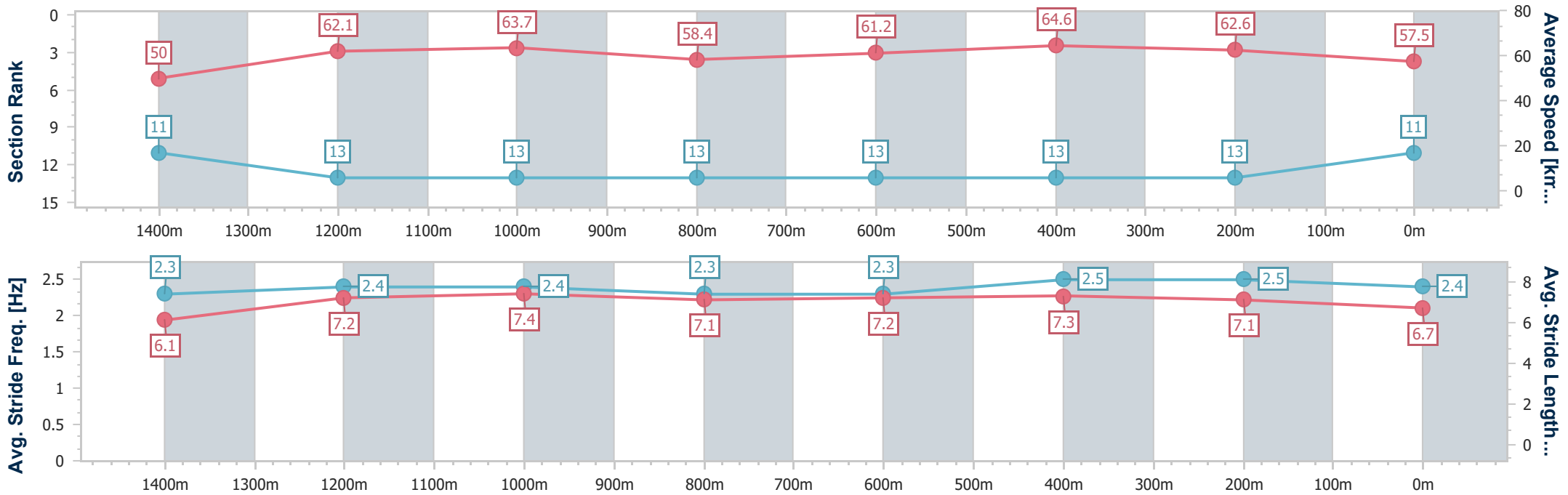
15 June 2024 - 14:40

Track Rating: Good 3, Weather: Fine, Rail Position: +4.5m Entire



BRISBANE RACING CLUB

Section	Overall	1400m	1200m	1000m	800m	600m	400m	200m
Section Times	1:37.24 [11] (0:14.45)	1:22.79 [11] (0:11.64)	1:11.15 [13] (0:11.35)	0:59.80 [13] (0:12.56)	0:47.24 [13] (0:11.93)	0:35.31 [13] (0:11.27)	0:24.04 [13] (0:11.48)	0:12.56 [13] (0:12.56)
Average Speed [km/h]	50.0	62.1	63.7	58.4	61.2	64.6	62.6	57.5
Top Speed [km/h]	63.3	64.1	66.4	59.6	64.3	65.3	65.2	59.9
Avg. Dist. to Rail [m]	9.4	3.3	3.3	3.9	2.4	2.8	5.6	7.1
Avg. Stride Freq. [Hz]	2.3	2.4	2.4	2.3	2.3	2.5	2.5	2.4
Avg. Stride Length [m]	6.1	7.2	7.4	7.1	7.2	7.3	7.1	6.7



- [ ] Ranking at each section and finish
- .-.- No data available at this section
- NA No data available



Horse/Jockey Name	China Sea
Final Rank	12
Fastest Section Time (Section)	0:10.86 (1400m)
Top Speed [km/h] (Section)	68.7 (1400m)
Race State	Finished

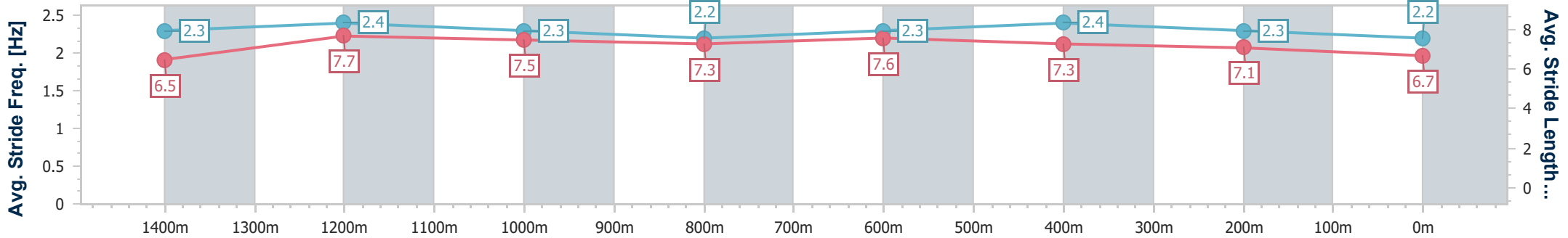
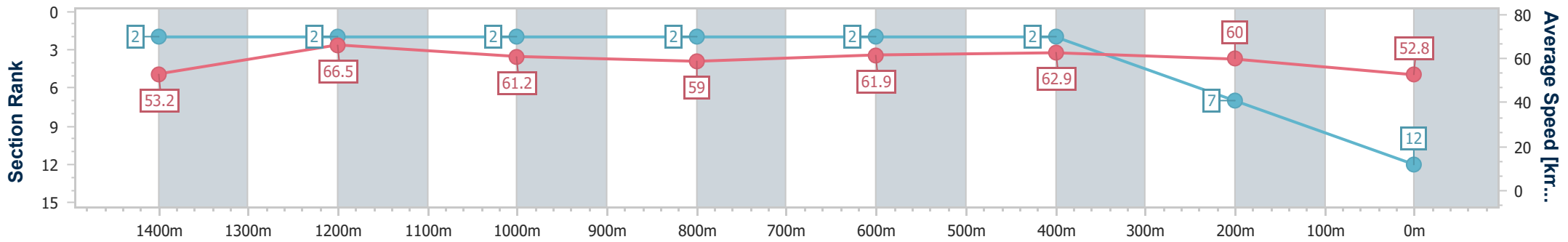


Eagle Farm QLD Professional  
 Race 6: LADBROKES J.J. ATKINS - 1600m  
 15 June 2024 - 14:40  
 Track Rating: Good 3, Weather: Fine, Rail Position: +4.5m Entire



BRISBANE  
RACING CLUB

Section	Overall	1400m	1200m	1000m	800m	600m	400m	200m
Section Times	1:37.33 [12] (0:13.63)	1:23.70 [2] (0:10.86)	1:12.84 [2] (0:11.77)	1:01.07 [2] (0:12.31)	0:48.76 [2] (0:11.71)	0:37.05 [2] (0:11.44)	0:25.61 [2] (0:12.02)	0:13.59 [7] (0:13.59)
Average Speed [km/h]	53.2	66.5	61.2	59.0	61.9	62.9	60.0	52.8
Top Speed [km/h]	68.5	68.7	64.0	60.4	63.9	64.2	62.1	56.4
Avg. Dist. to Rail [m]	6.0	2.6	2.7	1.9	1.1	0.6	0.7	2.6
Avg. Stride Freq. [Hz]	2.3	2.4	2.3	2.2	2.3	2.4	2.3	2.2
Avg. Stride Length [m]	6.5	7.7	7.5	7.3	7.6	7.3	7.1	6.7



- [ ] Ranking at each section and finish
- .-.- No data available at this section
- NA No data available



Horse/Jockey Name	Smashing Time
Final Rank	13
Fastest Section Time (Section)	0:11.13 (1400m)
Top Speed [km/h] (Section)	66.2 (1400m)
Race State	Finished



### Eagle Farm QLD Professional

Race 6: LADBROKES J.J. ATKINS - 1600m

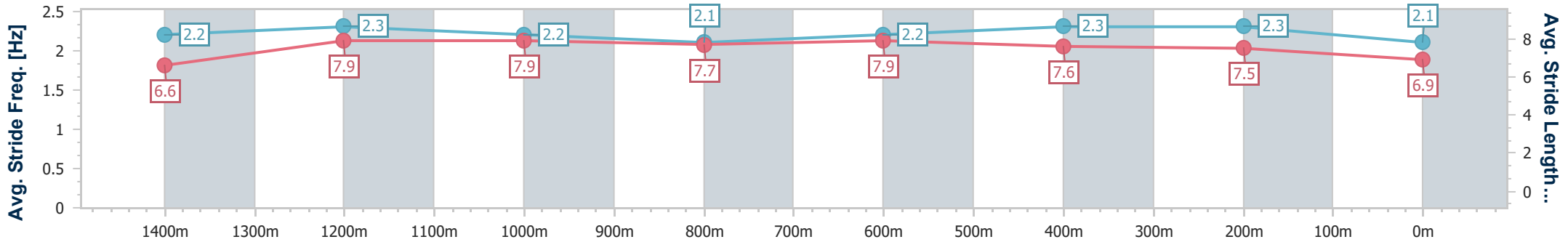
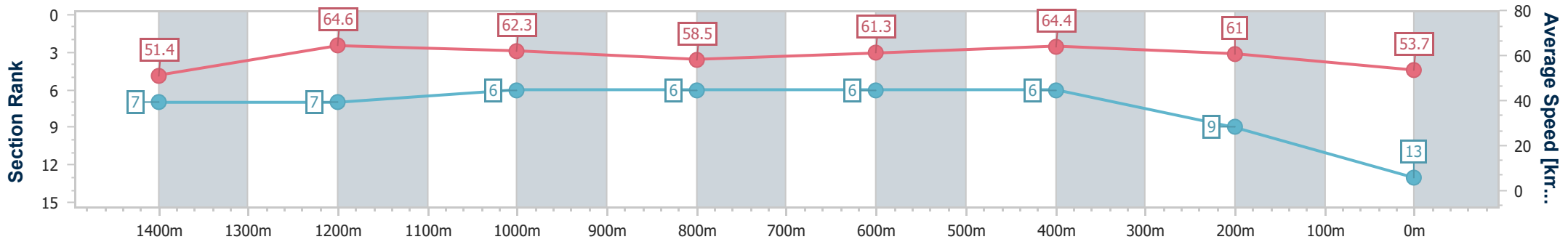
15 June 2024 - 14:40

Track Rating: Good 3, Weather: Fine, Rail Position: +4.5m Entire



BRISBANE RACING CLUB

Section	Overall	1400m	1200m	1000m	800m	600m	400m	200m
Section Times	1:37.38 [13] (0:14.07)	1:23.31 [7] (0:11.13)	1:12.18 [7] (0:11.56)	1:00.62 [6] (0:12.40)	0:48.22 [6] (0:11.78)	0:36.44 [6] (0:11.19)	0:25.25 [6] (0:11.81)	0:13.44 [9] (0:13.44)
Average Speed [km/h]	51.4	64.6	62.3	58.5	61.3	64.4	61.0	53.7
Top Speed [km/h]	66.1	66.2	65.1	59.1	63.8	65.2	64.4	57.2
Avg. Dist. to Rail [m]	4.4	1.8	2.0	1.5	0.4	0.3	3.1	3.8
Avg. Stride Freq. [Hz]	2.2	2.3	2.2	2.1	2.2	2.3	2.3	2.1
Avg. Stride Length [m]	6.6	7.9	7.9	7.7	7.9	7.6	7.5	6.9



- [ ] Ranking at each section and finish
- .-.- No data available at this section
- NA No data available



# Eagle Farm QLD Professional

## Race 7: MAGIC MILLIONS DANE RIPPER STAKES - 1300m

15 June 2024 - 15:19



BRISBANE  
RACING CLUB

Track Rating: Good 3, Weather: Fine, Rail Position: +4.5m Entire

Section												Last 600m	
Field Times		Overall	1200m	1000m	800m	600m	400m						0:34.82
		1:15.17 (0:07.27)	1:07.90 (0:10.74)	0:57.16 (0:11.10)	0:46.06 (0:11.24)	0:34.82 (0:11.42)	0:23.40 (0:11.12)						
Rank	TAB	Horse/Jockey	Barrier	Top Speed [km/h]	Fastest Section							Distance Travelled [m]	
1	12	<b>C'EST MAGIQUE</b> James McDonald	11	68.9	0:07.61	1:15.17 [1] (0:07.61)	1:07.56 [4] (0:10.69)	0:56.87 [2] (0:11.04)	0:45.83 [2] (0:11.19)	0:34.64 [2] (0:11.25)	0:23.39 [2] (0:11.11)	0:34.64	
2	11	<b>AUSBRED FLIRT</b> Tyler Schiller	8	67.1	0:08.02	1:15.41 [2] (0:08.02)	1:07.39 [11] (0:11.05)	0:56.34 [11] (0:11.00)	0:45.34 [11] (0:11.19)	0:34.15 [10] (0:11.13)	0:23.02 [10] (0:10.98)	0:34.15	-4
3	14	<b>ABOUNDING</b> Martin Harley	4	67.1	0:07.47	1:15.46 [3] (0:07.47)	1:07.99 [2] (0:11.00)	0:56.99 [3] (0:11.10)	0:45.89 [4] (0:11.16)	0:34.73 [4] (0:11.29)	0:23.44 [4] (0:11.25)	0:34.73	-2
4	8	<b>GHAANATI</b> James Orman	10	67.4	0:07.62	1:15.48 [4] (0:07.62)	1:07.86 [5] (0:11.08)	0:56.78 [6] (0:11.11)	0:45.67 [6] (0:11.27)	0:34.40 [8] (0:11.16)	0:23.24 [6] (0:11.16)	0:34.40	-3
5	4	<b>COCO JAMBOO</b> Tom Sherry	12	66.7	0:07.86	1:15.53 [5] (0:07.86)	1:07.67 [8] (0:11.12)	0:56.55 [9] (0:11.08)	0:45.47 [10] (0:11.05)	0:34.42 [9] (0:11.12)	0:23.30 [5] (0:11.12)	0:34.42	-3
6	6	<b>COEUR VOLANTE</b> Blake Shinn	13	67.3	0:07.73	1:15.58 [6] (0:07.73)	1:07.85 [7] (0:11.13)	0:56.72 [8] (0:11.10)	0:45.62 [8] (0:11.07)	0:34.55 [6] (0:11.27)	0:23.28 [9] (0:11.14)	0:34.55	+1
7	3	<b>COMRADE ROSA</b> Ryan Maloney	16	68.4	0:08.15	1:15.62 [7] (0:08.15)	1:07.47 [12] (0:11.31)	0:56.16 [13] (0:10.94)	0:45.22 [12] (0:11.09)	0:34.13 [12] (0:11.06)	0:23.07 [11] (0:11.00)	0:34.13	-4
8	7	<b>VIENNA PRINCESS</b> Jason Collett	14	67.6	0:08.23	1:15.84 [8] (0:08.23)	1:07.61 [13] (0:11.09)	0:56.52 [12] (0:11.19)	0:45.33 [13] (0:11.03)	0:34.30 [13] (0:11.10)	0:23.20 [13] (0:11.04)	0:34.30	+1
9	9	<b>CHINNY BOOM</b> Justin Stanley	6	68.8	0:07.27	1:16.26 [9] (0:07.27)	1:08.99 [1] (0:10.74)	0:58.25 [1] (0:11.10)	0:47.15 [1] (0:11.24)	0:35.91 [1] (0:11.42)	0:24.49 [1] (0:11.47)	0:35.91	-7
10	2	<b>REVOLUTIONARY MISS</b> Michael Dee	3	68.0	0:07.59	1:16.37 [10] (0:07.59)	1:08.78 [3] (0:10.91)	0:57.87 [4] (0:11.04)	0:46.83 [3] (0:11.14)	0:35.69 [3] (0:11.20)	0:24.49 [3] (0:11.63)	0:35.69	-8

Scratched: Enterprise Pomme (#15), Roots (#1), Willinga Beast (#16)

Report Created: Sat 15 June 2024 15:51 GMT+10 (Note: Timing is based on position data)

Page 1/17

[ ] Ranking at each section and finish  
 -:-:- No data available at this section  
 NA No data available

SCN Saddle cloth number  
 DNF Did not finish  
 DNT Did not track

data processed by TRIPLES DATA



# Eagle Farm QLD Professional

## Race 7: MAGIC MILLIONS DANE RIPPER STAKES - 1300m

15 June 2024 - 15:19



BRISBANE  
RACING CLUB

Track Rating: Good 3, Weather: Fine, Rail Position: +4.5m Entire

Section	Overall	1200m	1000m	800m	600m	400m	Last 600m
Field Times	1:15.17 (0:07.27)	1:07.90 (0:10.74)	0:57.16 (0:11.10)	0:46.06 (0:11.24)	0:34.82 (0:11.42)	0:23.40 (0:11.12)	0:34.82

Rank	TAB	Horse/Jockey	Barrier	Top Speed [km/h]	Fastest Section	Overall	1200m	1000m	800m	600m	400m	Last 600m	Distance Travelled [m]
11	10	AUREUS ANGEL Damien Thornton	1	67.1	0:07.71	1:16.85 [11] (0:07.71)	1:09.14 [6] (0:11.14)	0:58.00 [7] (0:11.00)	0:47.00 [7] (0:11.18)	0:35.82 [7] (0:11.21)	0:24.61 [7] (0:11.38)	0:35.82	-10
12	5	BANANA QUEEN Mark Zahra	2	67.7	0:07.89	1:17.31 [12] (0:07.89)	1:09.42 [9] (0:11.16)	0:58.26 [10] (0:10.97)	0:47.29 [9] (0:11.24)	0:36.05 [11] (0:11.30)	0:24.75 [12] (0:11.26)	0:36.05	-5
13	13	SHORT SHORTS Chad Schofield	15	68.4	0:07.98	1:17.53 [13] (0:07.98)	1:09.55 [10] (0:10.64)	0:58.91 [5] (0:11.01)	0:47.90 [5] (0:11.17)	0:36.73 [5] (0:11.47)	0:25.26 [8] (0:11.75)	0:36.73	+5

Scratched: Enterprise Pomme (#15), Roots (#1), Willinga Beast (#16)

[ ] Ranking at each section and finish  
 -:-:-:- No data available at this section  
 NA No data available

SCN Saddle cloth number  
 DNF Did not finish  
 DNT Did not track





# Eagle Farm QLD Professional

## Race 7: MAGIC MILLIONS DANE RIPPER STAKES - 1300m

15 June 2024 - 15:19



BRISBANE  
RACING CLUB

Track Rating: Good 3, Weather: Fine, Rail Position: +4.5m Entire

Section				200m				Last 600m	
Field Times				0:12.28 (0:12.28)				0:34.82	
Rank	TAB	Horse/Jockey	Barrier	Top Speed [km/h]	Fastest Section	Margin			Distance Travelled [m]
1	12	<b>C'EST MAGIQUE</b> James McDonald	11	68.9 1200m	0:07.61 Overall	0:12.28 [1] (0:12.28)	1:15.17		0:34.64
2	11	<b>AUSBRED FLIRT</b> Tyler Schiller	8	67.1 400m	0:08.02 Overall	0:12.04 [5] (0:12.04)	1.41L		0:34.15 -4
3	14	<b>ABOUNDING</b> Martin Harley	4	67.1 600m	0:07.47 Overall	0:12.19 [3] (0:12.19)	1.72L		0:34.73 -2
4	8	<b>GHAANATI</b> James Orman	10	67.4 600m	0:07.62 Overall	0:12.08 [6] (0:12.08)	1.81L		0:34.40 -3
5	4	<b>COCO JAMBOO</b> Tom Sherry	12	66.7 400m	0:07.86 Overall	0:12.18 [4] (0:12.18)	2.15L		0:34.42 -3
6	6	<b>COEUR VOLANTE</b> Blake Shinn	13	67.3 1000m	0:07.73 Overall	0:12.14 [7] (0:12.14)	2.43L		0:34.55 +1
7	3	<b>COMRADE ROSA</b> Ryan Maloney	16	68.4 400m	0:08.15 Overall	0:12.07 [9] (0:12.07)	2.67L		0:34.13 -4
8	7	<b>VIENNA PRINCESS</b> Jason Collett	14	67.6 800m	0:08.23 Overall	0:12.16 [11] (0:12.16)	3.93L		0:34.30 +1
9	9	<b>CHINNY BOOM</b> Justin Stanley	6	68.8 1200m	0:07.27 Overall	0:13.02 [2] (0:13.02)	6.41L		0:35.91 -7
10	2	<b>REVOLUTIONARY MISS</b> Michael Dee	3	68.0 1200m	0:07.59 Overall	0:12.86 [8] (0:12.86)	7.05L		0:35.69 -8

Scratched: Enterprise Pomme (#15), Roots (#1), Willinga Beast (#16)

Report Created: Sat 15 June 2024 15:51 GMT+10 (Note: Timing is based on position data)

Page 3/17

[ ] Ranking at each section and finish  
 -:-:- No data available at this section  
 NA No data available

SCN Saddle cloth number  
 DNF Did not finish  
 DNT Did not track

data processed by  **TRIPLES DATA**



# Eagle Farm QLD Professional

## Race 7: MAGIC MILLIONS DANE RIPPER STAKES - 1300m

15 June 2024 - 15:19



BRISBANE  
RACING CLUB

Track Rating: Good 3, Weather: Fine, Rail Position: +4.5m Entire

Section				200m				Last 600m	
Field Times				0:12.28 (0:12.28)				0:34.82	
Rank	TAB	Horse/Jockey	Barrier	Top Speed [km/h]	Fastest Section	Margin			Distance Travelled [m]
11	10	<b>AUREUS ANGEL</b> Damien Thornton	1	67.1 1000m	0:07.71 Overall	0:13.23 [10] (0:13.23)	9.88L		0:35.82 -10
12	5	<b>BANANA QUEEN</b> Mark Zahra	2	67.7 1000m	0:07.89 Overall	0:13.49 [12] (0:13.49)	12.57L		0:36.05 -5
13	13	<b>SHORT SHORTS</b> Chad Schofield	15	68.4 1200m	0:07.98 Overall	0:13.51 [13] (0:13.51)	13.91L		0:36.73 +5

Scratched: Enterprise Pomme (#15), Roots (#1), Willinga Beast (#16)



Horse/Jockey Name	C'est Magique
Final Rank	1
Fastest Section Time (Section)	0:07.61 (Overall)
Top Speed [km/h] (Section)	68.9 (1200m)
Race State	Finished



Eagle Farm QLD Professional

Race 7: MAGIC MILLIONS DANE RIPPER STAKES - 1300m

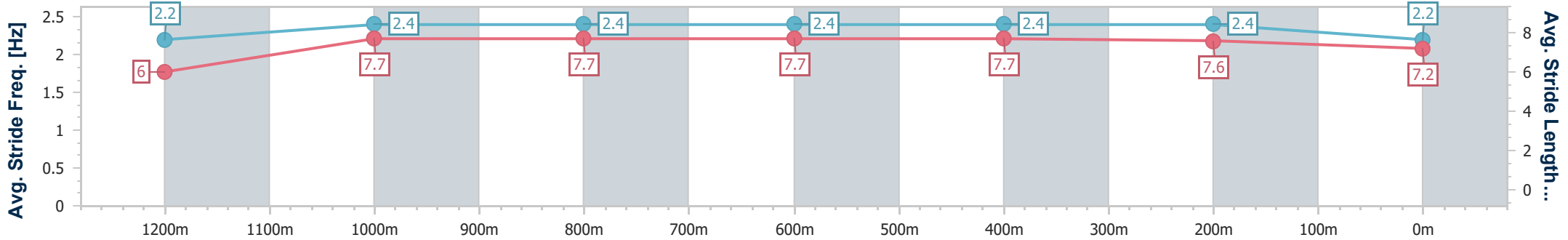
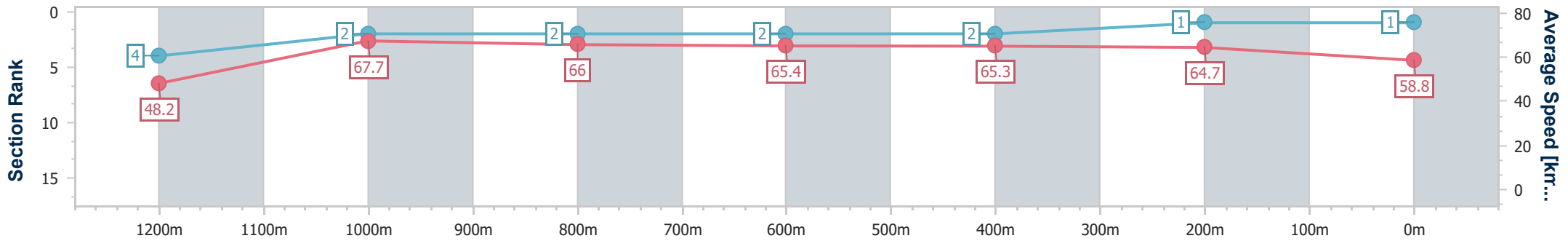
15 June 2024 - 15:19

Track Rating: Good 3, Weather: Fine, Rail Position: +4.5m Entire



BRISBANE RACING CLUB

Section	Overall	1200m	1000m	800m	600m	400m	200m
Section Times	1:15.17 [1] (0:07.61)	1:07.56 [4] (0:10.69)	0:56.87 [2] (0:11.04)	0:45.83 [2] (0:11.19)	0:34.64 [2] (0:11.25)	0:23.39 [2] (0:11.11)	0:12.28 [1] (0:12.28)
Average Speed [km/h]	48.2	67.7	66.0	65.4	65.3	64.7	58.8
Top Speed [km/h]	65.2	68.9	67.2	66.0	66.6	67.0	62.6
Avg. Dist. to Rail [m]	15.1	5.4	3.1	3.5	4.1	7.6	6.7
Avg. Stride Freq. [Hz]	2.2	2.4	2.4	2.4	2.4	2.4	2.2
Avg. Stride Length [m]	6.0	7.7	7.7	7.7	7.7	7.6	7.2



- [ ] Ranking at each section and finish
- .-.- No data available at this section
- NA No data available



Horse/Jockey Name	Ausbred Flirt
Final Rank	2
Fastest Section Time (Section)	0:08.02 (Overall)
Top Speed [km/h] (Section)	67.1 (400m)
Race State	Finished



### Eagle Farm QLD Professional

Race 7: MAGIC MILLIONS DANE RIPPER STAKES - 1300m

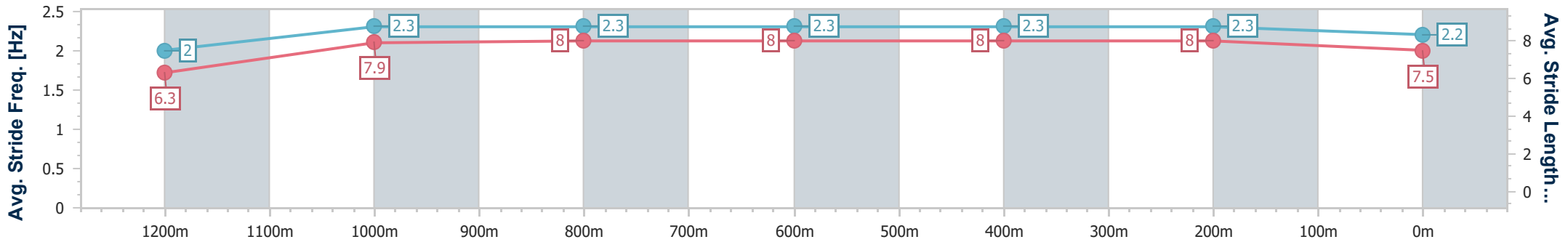
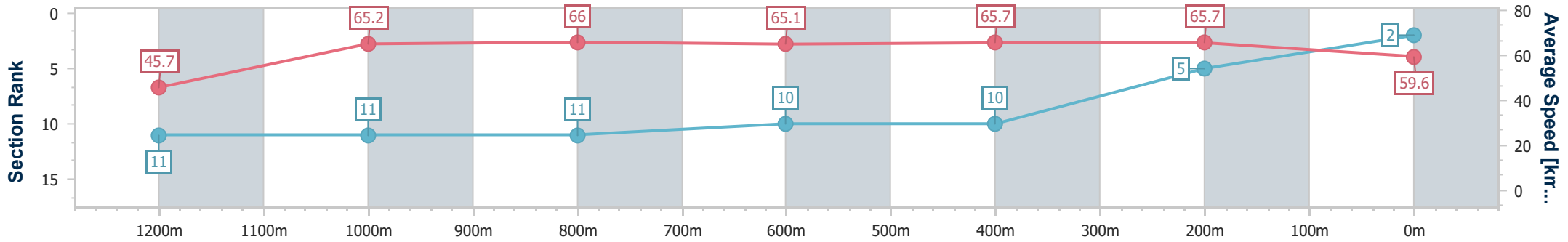
15 June 2024 - 15:19

Track Rating: Good 3, Weather: Fine, Rail Position: +4.5m Entire



BRISBANE RACING CLUB

Section	Overall	1200m	1000m	800m	600m	400m	200m
Section Times	1:15.41 [2] (0:08.02)	1:07.39 [11] (0:11.05)	0:56.34 [11] (0:11.00)	0:45.34 [11] (0:11.19)	0:34.15 [10] (0:11.13)	0:23.02 [10] (0:10.98)	0:12.04 [5]
Average Speed [km/h]	45.7	65.2	66.0	65.1	65.7	65.7	59.6
Top Speed [km/h]	63.7	66.7	66.9	66.0	66.8	67.1	63.2
Avg. Dist. to Rail [m]	12.6	3.0	1.8	1.8	3.7	7.8	4.9
Avg. Stride Freq. [Hz]	2.0	2.3	2.3	2.3	2.3	2.3	2.2
Avg. Stride Length [m]	6.3	7.9	8.0	8.0	8.0	8.0	7.5



- [ ] Ranking at each section and finish
- .-.- No data available at this section
- NA No data available



Horse/Jockey Name	Abounding
Final Rank	3
Fastest Section Time (Section)	0:07.47 (Overall)
Top Speed [km/h] (Section)	67.1 (600m)
Race State	Finished



Eagle Farm QLD Professional

Race 7: MAGIC MILLIONS DANE RIPPER STAKES - 1300m

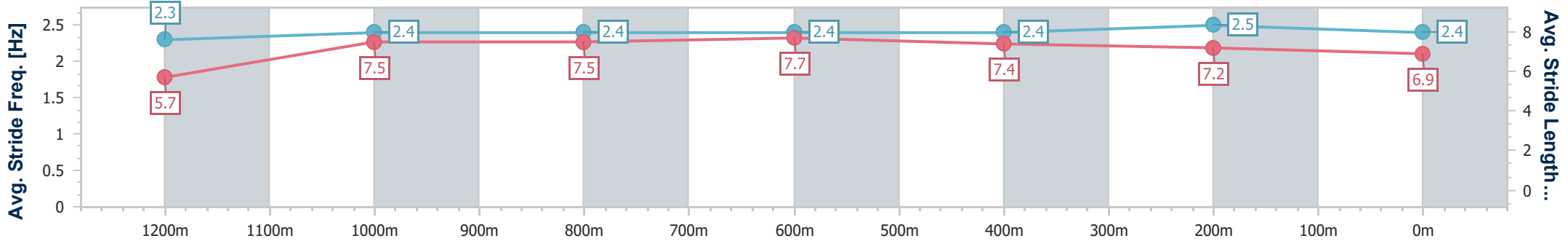
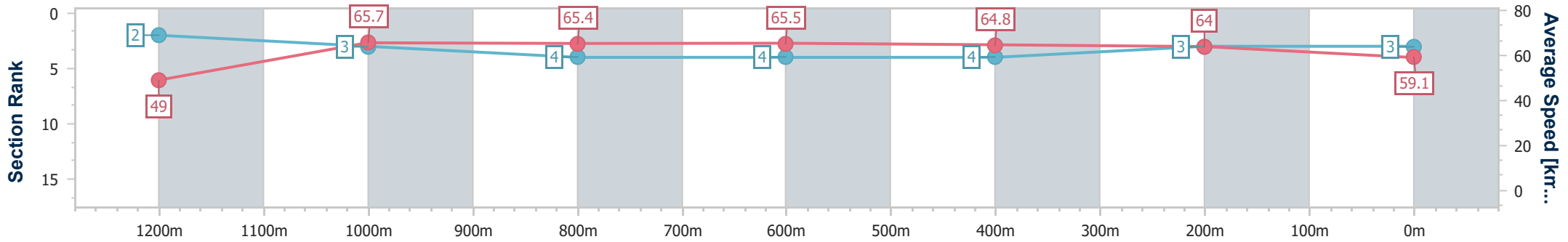
15 June 2024 - 15:19

Track Rating: Good 3, Weather: Fine, Rail Position: +4.5m Entire



BRISBANE RACING CLUB

Section	Overall	1200m	1000m	800m	600m	400m	200m
Section Times	1:15.46 [3] (0:07.47)	1:07.99 [2] (0:11.00)	0:56.99 [3] (0:11.10)	0:45.89 [4] (0:11.16)	0:34.73 [4] (0:11.29)	0:23.44 [4] (0:11.25)	0:12.19 [3] (0:12.19)
Average Speed [km/h]	49.0	65.7	65.4	65.5	64.8	64.0	59.1
Top Speed [km/h]	63.2	66.8	67.1	66.8	67.1	66.1	62.5
Avg. Dist. to Rail [m]	11.5	3.7	2.6	2.5	3.9	8.1	7.2
Avg. Stride Freq. [Hz]	2.3	2.4	2.4	2.4	2.4	2.5	2.4
Avg. Stride Length [m]	5.7	7.5	7.5	7.7	7.4	7.2	6.9



- [ ] Ranking at each section and finish
- .-.- No data available at this section
- NA No data available



Horse/Jockey Name	Ghaanati
Final Rank	4
Fastest Section Time (Section)	0:07.62 (Overall)
Top Speed [km/h] (Section)	67.4 (600m)
Race State	Finished



### Eagle Farm QLD Professional

Race 7: MAGIC MILLIONS DANE RIPPER STAKES - 1300m

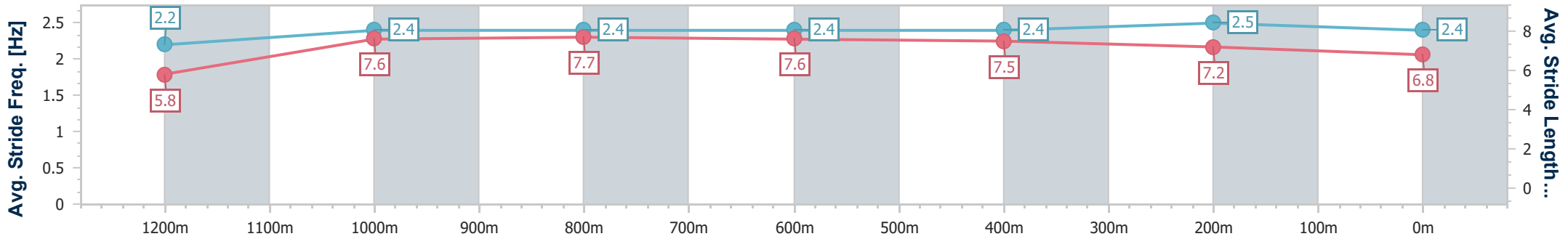
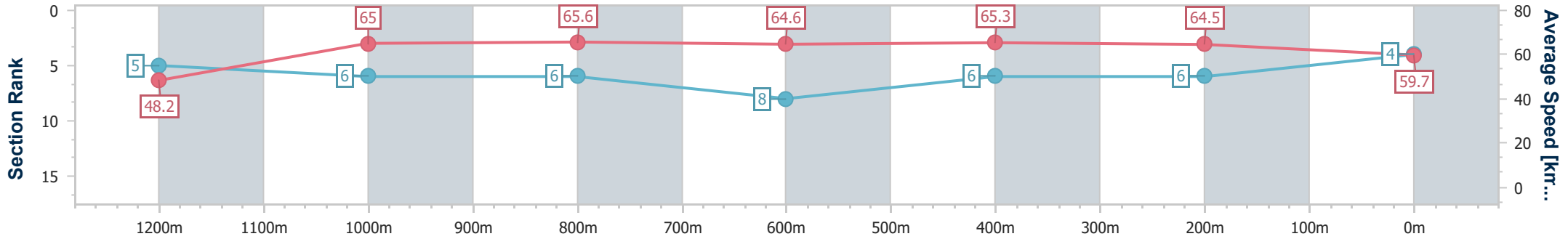
15 June 2024 - 15:19

Track Rating: Good 3, Weather: Fine, Rail Position: +4.5m Entire



BRISBANE RACING CLUB

Section	Overall	1200m	1000m	800m	600m	400m	200m
Section Times	1:15.48 [4] (0:07.62)	1:07.86 [5] (0:11.08)	0:56.78 [6] (0:11.11)	0:45.67 [6] (0:11.27)	0:34.40 [8] (0:11.16)	0:23.24 [6] (0:11.16)	0:12.08 [6] (0:12.08)
Average Speed [km/h]	48.2	65.0	65.6	64.6	65.3	64.5	59.7
Top Speed [km/h]	61.6	66.4	66.9	65.5	67.4	65.5	62.7
Avg. Dist. to Rail [m]	13.5	3.7	2.7	2.4	2.5	7.5	7.6
Avg. Stride Freq. [Hz]	2.2	2.4	2.4	2.4	2.4	2.5	2.4
Avg. Stride Length [m]	5.8	7.6	7.7	7.6	7.5	7.2	6.8



- [ ] Ranking at each section and finish
- .-.- No data available at this section
- NA No data available



Horse/Jockey Name	Coco Jamboo
Final Rank	5
Fastest Section Time (Section)	0:07.86 (Overall)
Top Speed [km/h] (Section)	66.7 (400m)
Race State	Finished



Eagle Farm QLD Professional

Race 7: MAGIC MILLIONS DANE RIPPER STAKES - 1300m

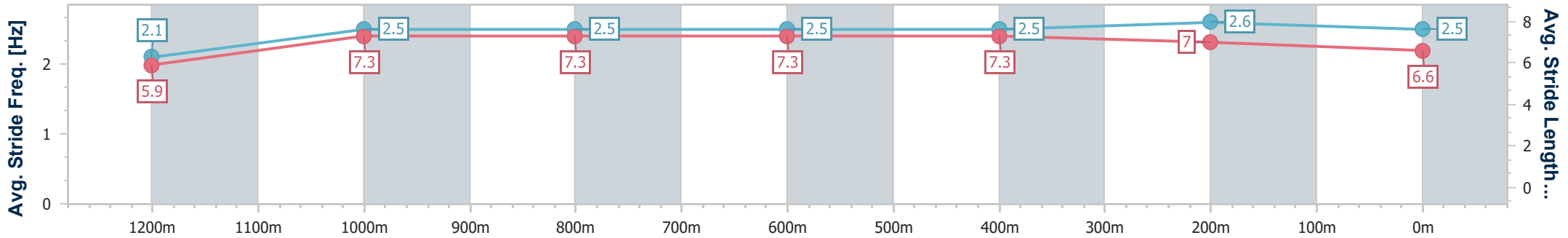
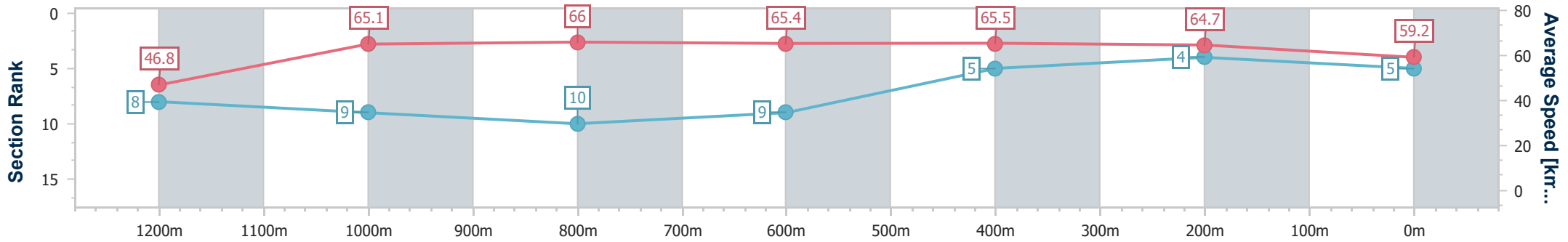
15 June 2024 - 15:19

Track Rating: Good 3, Weather: Fine, Rail Position: +4.5m Entire



BRISBANE RACING CLUB

Section	Overall	1200m	1000m	800m	600m	400m	200m
Section Times	1:15.53 [5] (0:07.86)	1:07.67 [8] (0:11.12)	0:56.55 [9] (0:11.08)	0:45.47 [10] (0:11.05)	0:34.42 [9] (0:11.12)	0:23.30 [5] (0:11.12)	0:12.18 [4] (0:12.18)
Average Speed [km/h]	46.8	65.1	66.0	65.4	65.5	64.7	59.2
Top Speed [km/h]	62.8	65.5	66.4	66.1	66.2	66.7	62.8
Avg. Dist. to Rail [m]	15.3	4.2	3.1	1.3	2.4	10.5	11.8
Avg. Stride Freq. [Hz]	2.1	2.5	2.5	2.5	2.5	2.6	2.5
Avg. Stride Length [m]	5.9	7.3	7.3	7.3	7.3	7.0	6.6



- [ ] Ranking at each section and finish
- .-.- No data available at this section
- NA No data available



Horse/Jockey Name	Coeur Volante
Final Rank	6
Fastest Section Time (Section)	0:07.73 (Overall)
Top Speed [km/h] (Section)	67.3 (1000m)
Race State	Finished



Eagle Farm QLD Professional

Race 7: MAGIC MILLIONS DANE RIPPER STAKES - 1300m

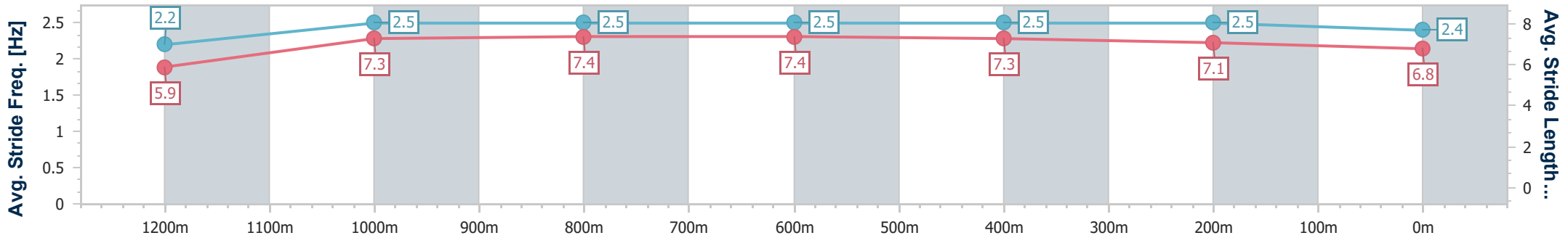
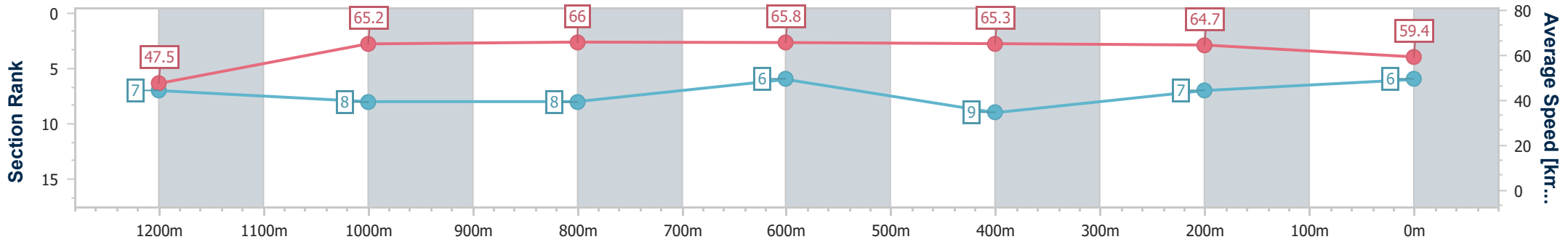
15 June 2024 - 15:19

Track Rating: Good 3, Weather: Fine, Rail Position: +4.5m Entire



BRISBANE RACING CLUB

Section	Overall	1200m	1000m	800m	600m	400m	200m
Section Times	1:15.58 [6] (0:07.73)	1:07.85 [7] (0:11.13)	0:56.72 [8] (0:11.10)	0:45.62 [8] (0:11.07)	0:34.55 [6] (0:11.27)	0:23.28 [9] (0:11.14)	0:12.14 [7] (0:12.14)
Average Speed [km/h]	47.5	65.2	66.0	65.8	65.3	64.7	59.4
Top Speed [km/h]	59.2	66.5	67.3	67.1	66.1	66.2	62.9
Avg. Dist. to Rail [m]	16.4	5.8	3.5	2.9	5.1	11.0	10.9
Avg. Stride Freq. [Hz]	2.2	2.5	2.5	2.5	2.5	2.5	2.4
Avg. Stride Length [m]	5.9	7.3	7.4	7.4	7.3	7.1	6.8



- [ ] Ranking at each section and finish
- .-.- No data available at this section
- NA No data available





Horse/Jockey Name	Comrade Rosa
Final Rank	7
Fastest Section Time (Section)	0:08.15 (Overall)
Top Speed [km/h] (Section)	68.4 (400m)
Race State	Finished



### Eagle Farm QLD Professional

Race 7: MAGIC MILLIONS DANE RIPPER STAKES - 1300m

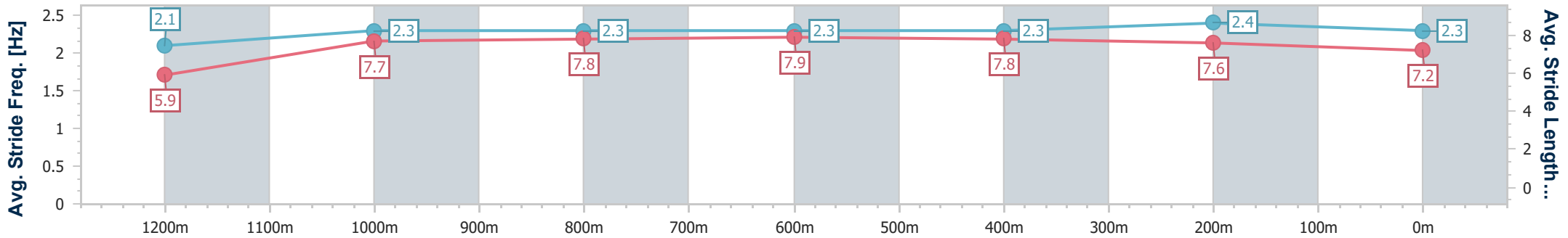
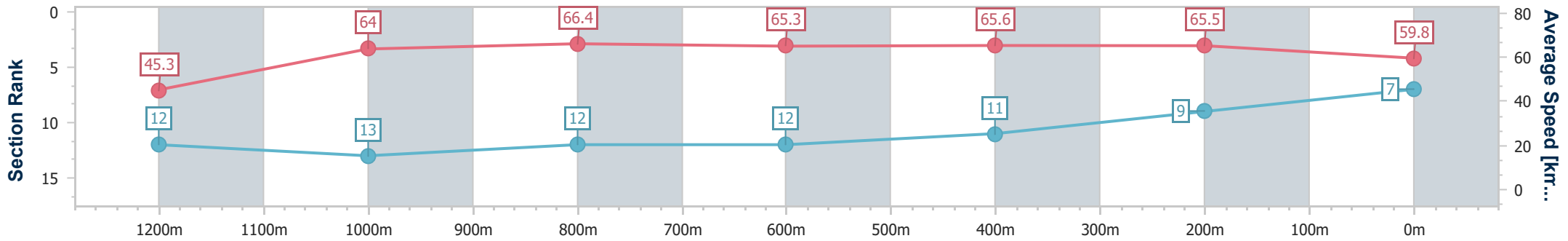
15 June 2024 - 15:19

Track Rating: Good 3, Weather: Fine, Rail Position: +4.5m Entire



BRISBANE RACING CLUB

Section	Overall	1200m	1000m	800m	600m	400m	200m
Section Times	1:15.62 [7] (0:08.15)	1:07.47 [12] (0:11.31)	0:56.16 [13] (0:10.94)	0:45.22 [12] (0:11.09)	0:34.13 [12] (0:11.06)	0:23.07 [11] (0:11.00)	0:12.07 [9] (0:12.07)
Average Speed [km/h]	45.3	64.0	66.4	65.3	65.6	65.5	59.8
Top Speed [km/h]	61.1	66.0	67.7	66.0	68.2	68.4	63.2
Avg. Dist. to Rail [m]	19.5	6.9	2.1	1.0	2.6	6.0	3.5
Avg. Stride Freq. [Hz]	2.1	2.3	2.3	2.3	2.3	2.4	2.3
Avg. Stride Length [m]	5.9	7.7	7.8	7.9	7.8	7.6	7.2



- [ ] Ranking at each section and finish
- .-.- No data available at this section
- NA No data available



Horse/Jockey Name	Vienna Princess
Final Rank	8
Fastest Section Time (Section)	0:08.23 (Overall)
Top Speed [km/h] (Section)	67.6 (800m)
Race State	Finished



Eagle Farm QLD Professional

Race 7: MAGIC MILLIONS DANE RIPPER STAKES - 1300m

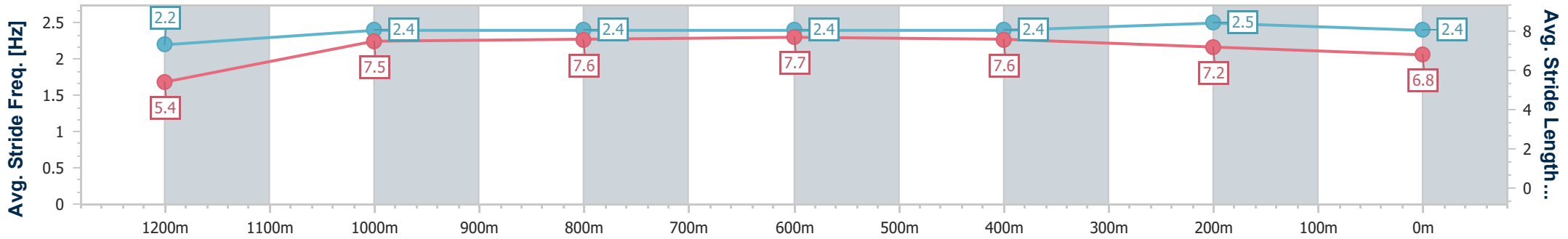
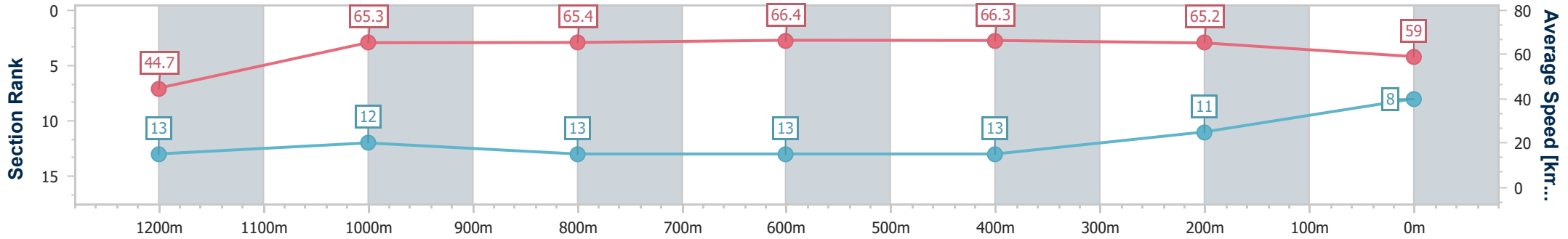
15 June 2024 - 15:19

Track Rating: Good 3, Weather: Fine, Rail Position: +4.5m Entire



BRISBANE RACING CLUB

Section	Overall	1200m	1000m	800m	600m	400m	200m
Section Times	1:15.84 [8] (0:08.23)	1:07.61 [13] (0:11.09)	0:56.52 [12] (0:11.19)	0:45.33 [13] (0:11.03)	0:34.30 [13] (0:11.10)	0:23.20 [13] (0:11.04)	0:12.16 [11] (0:12.16)
Average Speed [km/h]	44.7	65.3	65.4	66.4	66.3	65.2	59.0
Top Speed [km/h]	61.8	66.1	67.2	67.6	67.2	66.8	62.9
Avg. Dist. to Rail [m]	17.3	6.2	4.0	3.3	4.1	10.8	10.0
Avg. Stride Freq. [Hz]	2.2	2.4	2.4	2.4	2.4	2.5	2.4
Avg. Stride Length [m]	5.4	7.5	7.6	7.7	7.6	7.2	6.8



- [ ] Ranking at each section and finish
- .-.- No data available at this section
- NA No data available



Horse/Jockey Name	Chinny Boom
Final Rank	9
Fastest Section Time (Section)	0:07.27 (Overall)
Top Speed [km/h] (Section)	68.8 (1200m)
Race State	Finished



Eagle Farm QLD Professional

Race 7: MAGIC MILLIONS DANE RIPPER STAKES - 1300m

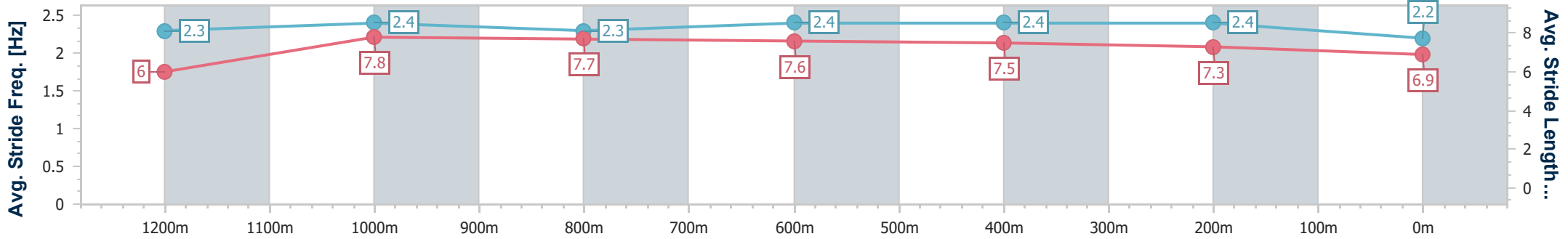
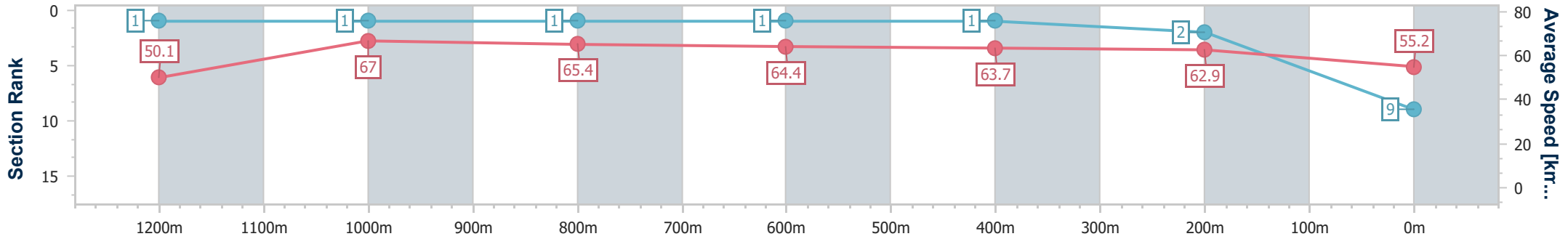
15 June 2024 - 15:19

Track Rating: Good 3, Weather: Fine, Rail Position: +4.5m Entire



BRISBANE RACING CLUB

Section	Overall	1200m	1000m	800m	600m	400m	200m
Section Times	1:16.26 [9] (0:07.27)	1:08.99 [1] (0:10.74)	0:58.25 [1] (0:11.10)	0:47.15 [1] (0:11.24)	0:35.91 [1] (0:11.42)	0:24.49 [1] (0:11.47)	0:13.02 [2] (0:13.02)
Average Speed [km/h]	50.1	67.0	65.4	64.4	63.7	62.9	55.2
Top Speed [km/h]	64.0	68.8	66.7	65.6	65.0	65.2	60.4
Avg. Dist. to Rail [m]	10.8	2.2	1.3	2.1	1.9	6.2	4.7
Avg. Stride Freq. [Hz]	2.3	2.4	2.3	2.4	2.4	2.4	2.2
Avg. Stride Length [m]	6.0	7.8	7.7	7.6	7.5	7.3	6.9



- [ ] Ranking at each section and finish
- .-.- No data available at this section
- NA No data available



Horse/Jockey Name	Revolutionary Miss
Final Rank	10
Fastest Section Time (Section)	0:07.59 (Overall)
Top Speed [km/h] (Section)	68.0 (1200m)
Race State	Finished



Eagle Farm QLD Professional

Race 7: MAGIC MILLIONS DANE RIPPER STAKES - 1300m

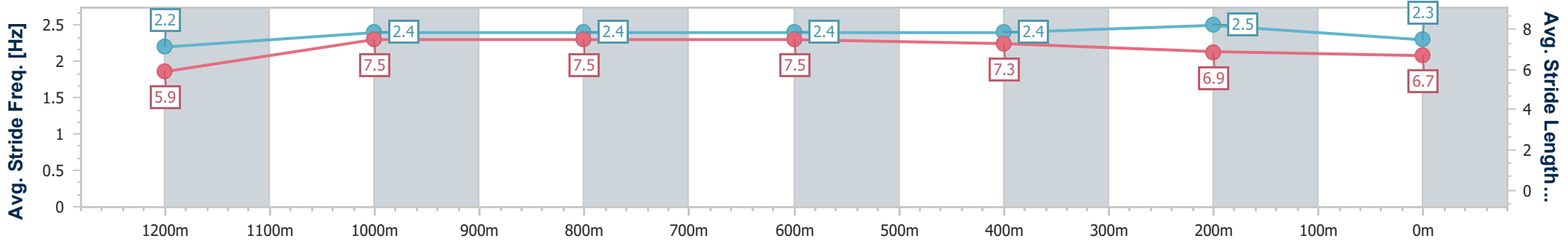
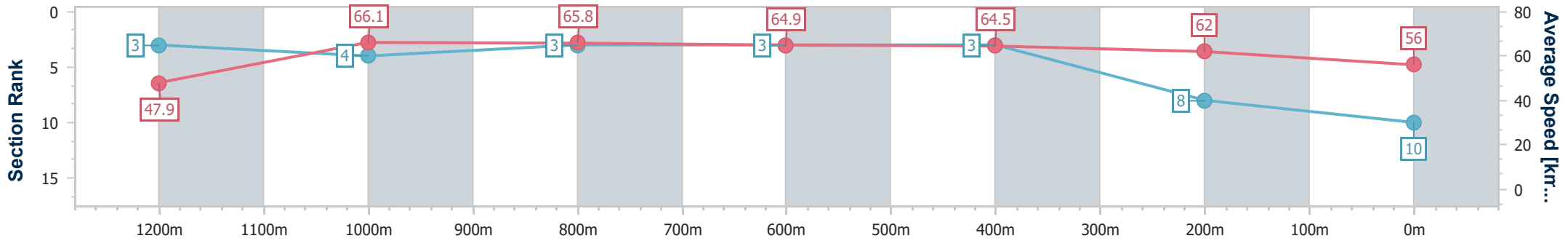
15 June 2024 - 15:19

Track Rating: Good 3, Weather: Fine, Rail Position: +4.5m Entire



BRISBANE RACING CLUB

Section	Overall	1200m	1000m	800m	600m	400m	200m
Section Times	1:16.37 [10] (0:07.59)	1:08.78 [3] (0:10.91)	0:57.87 [4] (0:11.04)	0:46.83 [3] (0:11.14)	0:35.69 [3] (0:11.20)	0:24.49 [3] (0:11.63)	0:12.86 [8] (0:12.86)
Average Speed [km/h]	47.9	66.1	65.8	64.9	64.5	62.0	56.0
Top Speed [km/h]	64.3	68.0	67.5	66.1	65.7	64.7	60.5
Avg. Dist. to Rail [m]	9.1	2.2	1.5	1.0	0.8	4.5	5.1
Avg. Stride Freq. [Hz]	2.2	2.4	2.4	2.4	2.4	2.5	2.3
Avg. Stride Length [m]	5.9	7.5	7.5	7.5	7.3	6.9	6.7



- [ ] Ranking at each section and finish
- .-.- No data available at this section
- NA No data available



Horse/Jockey Name	Aureus Angel
Final Rank	11
Fastest Section Time (Section)	0:07.71 (Overall)
Top Speed [km/h] (Section)	67.1 (1000m)
Race State	Finished



Eagle Farm QLD Professional

Race 7: MAGIC MILLIONS DANE RIPPER STAKES - 1300m

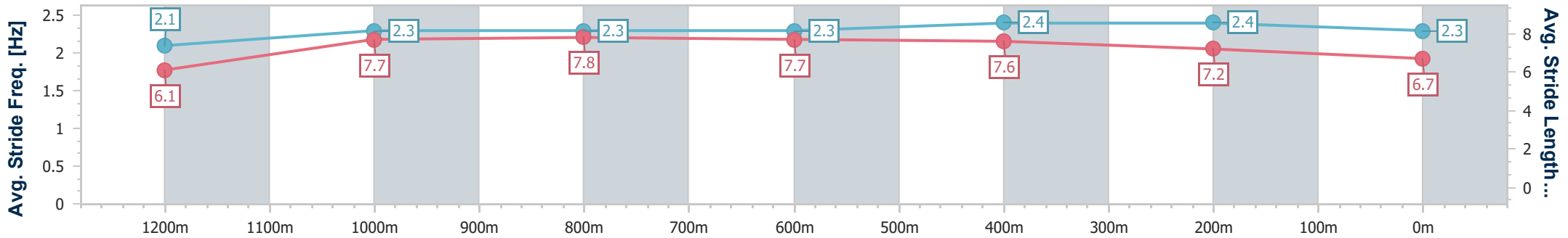
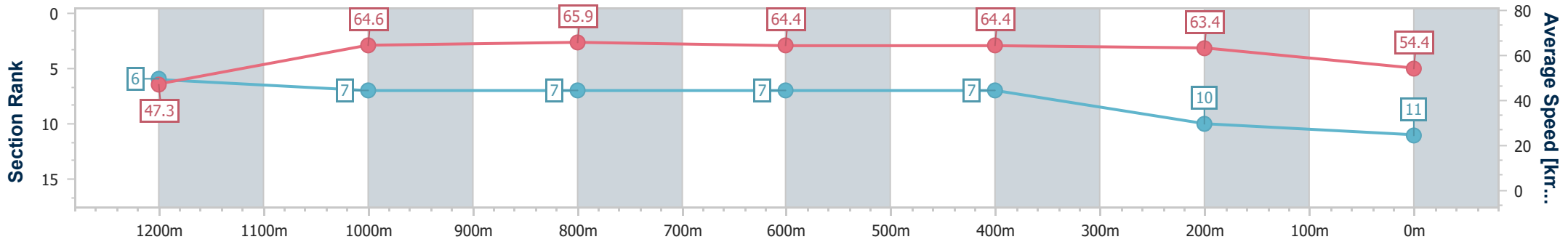
15 June 2024 - 15:19

Track Rating: Good 3, Weather: Fine, Rail Position: +4.5m Entire



BRISBANE RACING CLUB

Section	Overall	1200m	1000m	800m	600m	400m	200m
Section Times	1:16.85 [11] (0:07.71)	1:09.14 [6] (0:11.14)	0:58.00 [7] (0:11.00)	0:47.00 [7] (0:11.18)	0:35.82 [7] (0:11.21)	0:24.61 [7] (0:11.38)	0:13.23 [10] (0:13.23)
Average Speed [km/h]	47.3	64.6	65.9	64.4	64.4	63.4	54.4
Top Speed [km/h]	62.6	65.9	67.1	65.8	64.9	64.6	60.8
Avg. Dist. to Rail [m]	8.9	2.2	1.3	0.5	0.9	3.7	3.2
Avg. Stride Freq. [Hz]	2.1	2.3	2.3	2.3	2.4	2.4	2.3
Avg. Stride Length [m]	6.1	7.7	7.8	7.7	7.6	7.2	6.7



- [ ] Ranking at each section and finish
- .-.- No data available at this section
- NA No data available



Horse/Jockey Name	Banana Queen
Final Rank	12
Fastest Section Time (Section)	0:07.89 (Overall)
Top Speed [km/h] (Section)	67.7 (1000m)
Race State	Finished



Eagle Farm QLD Professional

Race 7: MAGIC MILLIONS DANE RIPPER STAKES - 1300m

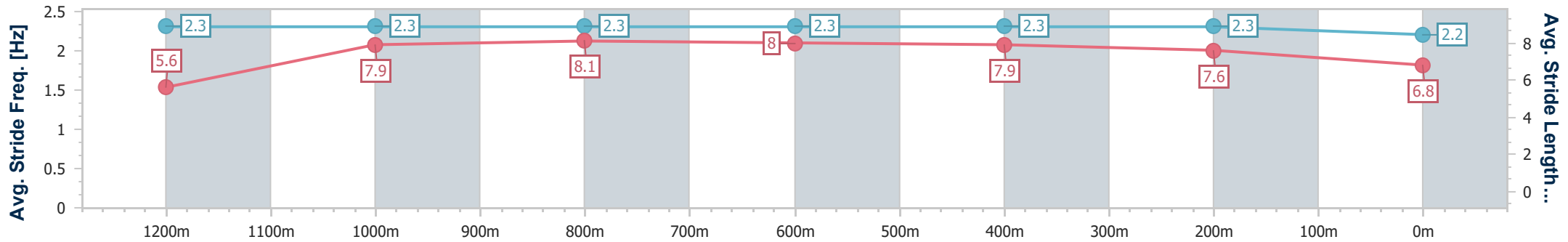
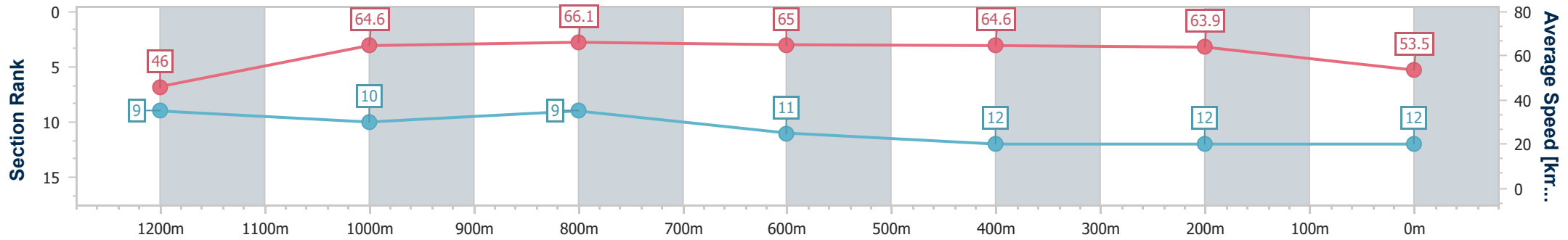
15 June 2024 - 15:19

Track Rating: Good 3, Weather: Fine, Rail Position: +4.5m Entire



BRISBANE RACING CLUB

Section	Overall	1200m	1000m	800m	600m	400m	200m
Section Times	1:17.31 [12] (0:07.89)	1:09.42 [9] (0:11.16)	0:58.26 [10] (0:10.97)	0:47.29 [9] (0:11.24)	0:36.05 [11] (0:11.30)	0:24.75 [12] (0:11.26)	0:13.49 [12] (0:13.49)
Average Speed [km/h]	46.0	64.6	66.1	65.0	64.6	63.9	53.5
Top Speed [km/h]	63.4	66.2	67.7	66.2	65.3	66.1	60.0
Avg. Dist. to Rail [m]	9.8	2.1	1.7	2.7	2.9	4.1	1.6
Avg. Stride Freq. [Hz]	2.3	2.3	2.3	2.3	2.3	2.3	2.2
Avg. Stride Length [m]	5.6	7.9	8.1	8.0	7.9	7.6	6.8



- [ ] Ranking at each section and finish
- .-.- No data available at this section
- NA No data available



Horse/Jockey Name	Short Shorts
Final Rank	13
Fastest Section Time (Section)	0:07.98 (Overall)
Top Speed [km/h] (Section)	68.4 (1200m)
Race State	Finished



### Eagle Farm QLD Professional

Race 7: MAGIC MILLIONS DANE RIPPER STAKES - 1300m

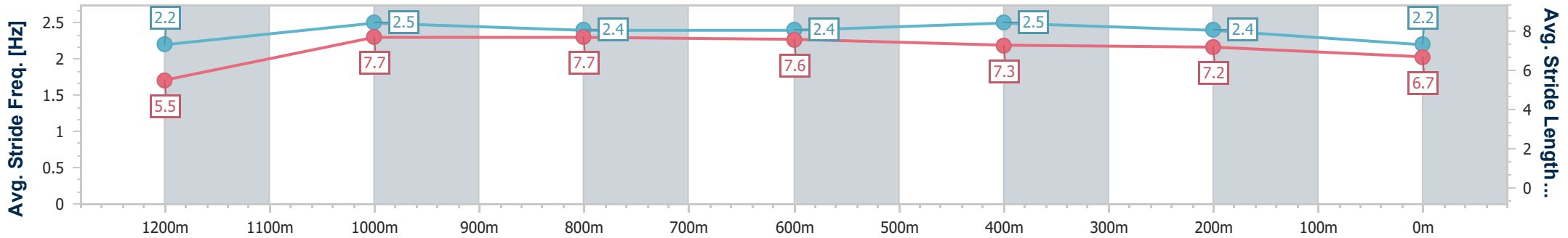
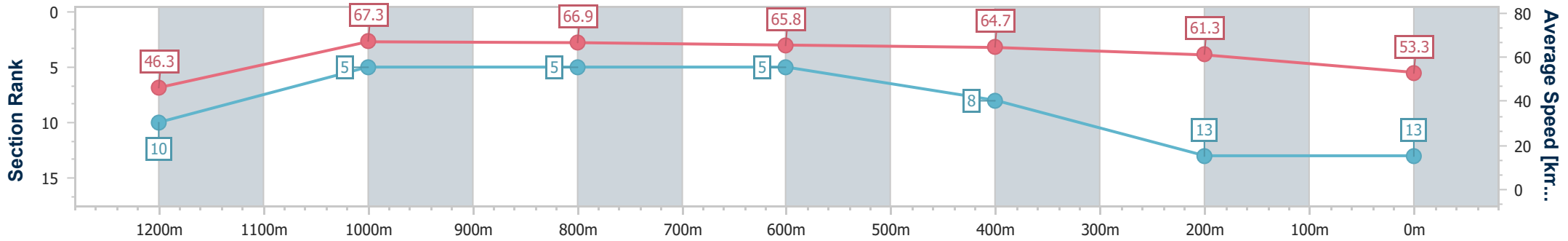
15 June 2024 - 15:19

Track Rating: Good 3, Weather: Fine, Rail Position: +4.5m Entire



BRISBANE RACING CLUB

Section	Overall	1200m	1000m	800m	600m	400m	200m
Section Times	1:17.53 [13] (0:07.98)	1:09.55 [10] (0:10.64)	0:58.91 [5] (0:11.01)	0:47.90 [5] (0:11.17)	0:36.73 [5] (0:11.47)	0:25.26 [8] (0:11.75)	0:13.51 [13] (0:13.51)
Average Speed [km/h]	46.3	67.3	66.9	65.8	64.7	61.3	53.3
Top Speed [km/h]	65.1	68.4	67.7	66.8	66.5	63.1	59.2
Avg. Dist. to Rail [m]	18.2	7.5	4.5	4.5	6.3	11.7	9.1
Avg. Stride Freq. [Hz]	2.2	2.5	2.4	2.4	2.5	2.4	2.2
Avg. Stride Length [m]	5.5	7.7	7.7	7.6	7.3	7.2	6.7



- [ ] Ranking at each section and finish
- .-.- No data available at this section
- NA No data available



# Eagle Farm QLD Professional

## Race 8: THE STAR STRADBROKE HANDICAP - 1400m

15 June 2024 - 16:00



BRISBANE  
RACING CLUB

Track Rating: Good 3, Weather: Fine, Rail Position: +4.5m Entire

Section							Overall	1200m	1000m	800m	600m	400m	Last 600m
Field Times							1:21.00 (0:13.24)	1:07.76 (0:10.32)	0:57.44 (0:10.88)	0:46.56 (0:11.29)	0:35.27 (0:11.66)	0:23.61 (0:11.53)	0:35.27
Rank	TAB	Horse/Jockey	Barrier	Top Speed [km/h]	Fastest Section							Distance Travelled [m]	
1	17	<b>STEFI MAGNETICA</b> Zac Lloyd	19	68.0 1200m	0:10.68 1200m	1:21.00 [1] (0:14.13)	1:06.87 [15] (0:10.68)	0:56.19 [16] (0:11.21)	0:44.98 [16] (0:11.07)	0:33.91 [16] (0:10.91)	0:23.00 [8] (0:11.05)	0:33.91	
2	1	<b>BELLA NIPOTINA</b> Craig Williams	21	70.2 1200m	0:10.46 1200m	1:21.04 [2] (0:13.57)	1:07.47 [7] (0:10.46)	0:57.01 [7] (0:11.17)	0:45.84 [7] (0:11.16)	0:34.68 [7] (0:11.45)	0:23.23 [7] (0:11.13)	0:34.68	+7
3	6	<b>VILANA</b> Tim Clark	14	70.2 1200m	0:10.42 1200m	1:21.40 [3] (0:13.42)	1:07.98 [5] (0:10.42)	0:57.56 [5] (0:11.07)	0:46.49 [5] (0:11.17)	0:35.32 [4] (0:11.58)	0:23.74 [5] (0:11.26)	0:35.32	+5
4	9	<b>THE INEVITABLE</b> Craig Newitt	8	69.7 1200m	0:10.62 1200m	1:21.60 [4] (0:13.98)	1:07.62 [13] (0:10.62)	0:57.00 [13] (0:11.16)	0:45.84 [13] (0:11.06)	0:34.78 [13] (0:11.20)	0:23.58 [9] (0:11.24)	0:34.78	-1
5	10	<b>AMENABLE</b> Chad Schofield	16	70.8 1200m	0:10.41 1200m	1:21.73 [5] (0:13.39)	1:08.34 [4] (0:10.41)	0:57.93 [4] (0:10.98)	0:46.95 [4] (0:11.35)	0:35.60 [5] (0:11.51)	0:24.09 [4] (0:11.42)	0:35.60	+8
6	12	<b>OSIPENKO</b> Mark Du Plessis	11	68.9 1200m	0:10.57 1200m	1:21.88 [6] (0:13.93)	1:07.95 [12] (0:10.57)	0:57.38 [12] (0:11.17)	0:46.21 [11] (0:11.14)	0:35.07 [12] (0:11.39)	0:23.68 [14] (0:11.34)	0:35.07	+8
7	8	<b>NUGGET</b> Jason Collett	10	69.0 1200m	0:10.60 1200m	1:21.91 [7] (0:13.80)	1:08.11 [10] (0:10.60)	0:57.51 [10] (0:11.15)	0:46.36 [10] (0:11.18)	0:35.18 [10] (0:11.40)	0:23.78 [11] (0:11.36)	0:35.18	+7
8	4	<b>BENEDETTA</b> Daniel Stackhouse	6	69.2 1200m	0:10.59 1200m	1:21.92 [8] (0:13.78)	1:08.14 [9] (0:10.59)	0:57.55 [9] (0:11.17)	0:46.38 [9] (0:11.10)	0:35.28 [9] (0:11.51)	0:23.77 [13] (0:11.37)	0:35.28	+2
9	15	<b>DREAM HOUR</b> Robbie Dolan	3	69.3 1200m	0:10.65 1200m	1:21.93 [9] (0:13.69)	1:08.24 [8] (0:10.65)	0:57.59 [8] (0:11.09)	0:46.50 [8] (0:11.15)	0:35.35 [8] (0:11.46)	0:23.89 [10] (0:11.34)	0:35.35	-4
10	14	<b>SEMANA</b> Dylan Gibbons	22	69.4 1200m	0:10.71 1200m	1:21.99 [10] (0:14.28)	1:07.71 [17] (0:10.71)	0:57.00 [17] (0:11.20)	0:45.80 [17] (0:10.97)	0:34.83 [17] (0:11.36)	0:23.47 [18] (0:11.14)	0:34.83	+13

Scratched: Yellow Brick (#20), Freedom Rally (#19), Aureus Angel (#22), Strait Acer (#21), Cifrado (#23)

Report Created: Sat 15 June 2024 16:20 GMT+10 (Note: Timing is based on position data)

Page 1/22

[ ] Ranking at each section and finish  
 -:-:- No data available at this section  
 NA No data available

SCN Saddle cloth number  
 DNF Did not finish  
 DNT Did not track

data processed by TRIPLES DATA





# Eagle Farm QLD Professional

## Race 8: THE STAR STRADBROKE HANDICAP - 1400m

15 June 2024 - 16:00



BRISBANE  
RACING CLUB

Track Rating: Good 3, Weather: Fine, Rail Position: +4.5m Entire

Section		Overall	1200m	1000m	800m	600m	400m	Last 600m				
Field Times		1:21.00 (0:13.24)	1:07.76 (0:10.32)	0:57.44 (0:10.88)	0:46.56 (0:11.29)	0:35.27 (0:11.66)	0:23.61 (0:11.53)	0:35.27				
Rank	TAB Horse/Jockey	Barrier	Top Speed [km/h]	Fastest Section	Distance Travelled [m]							
11	18 ROLL ON HIGH Will Price	13	68.1 1200m	0:10.64 1200m	1:22.00 [11] (0:14.17)	1:07.83 [16] (0:10.64)	0:57.19 [15] (0:11.17)	0:46.02 [15] (0:11.08)	0:34.94 [15] (0:11.38)	0:23.56 [17] (0:11.33)	0:34.94	+13
12	3 ANTINO Vlad Duric	20	69.7 1200m	0:10.69 1200m	1:22.02 [12] (0:14.44)	1:07.58 [18] (0:10.69)	0:56.89 [18] (0:11.14)	0:45.75 [18] (0:10.96)	0:34.79 [18] (0:11.05)	0:23.74 [16] (0:11.28)	0:34.79	+0
13	16 STEPARTY Dean Yendall	4	69.9 1200m	0:10.44 1200m	1:22.47 [13] (0:13.32)	1:09.15 [3] (0:10.44)	0:58.71 [3] (0:11.00)	0:47.71 [3] (0:11.27)	0:36.44 [3] (0:11.57)	0:24.87 [3] (0:11.87)	0:36.44	+0
14	2 MAGIC TIME Michael Dee	9	69.2 1200m	0:10.46 1200m	1:22.59 [14] (0:13.50)	1:09.09 [6] (0:10.46)	0:58.63 [6] (0:11.05)	0:47.58 [6] (0:11.21)	0:36.37 [6] (0:11.54)	0:24.83 [6] (0:11.60)	0:36.37	+7
15	5 CEPHEUS Tommy Berry	15	68.9 1200m	0:10.65 1200m	1:22.73 [15] (0:13.82)	1:08.91 [11] (0:10.65)	0:58.26 [11] (0:11.28)	0:46.98 [12] (0:11.06)	0:35.92 [11] (0:11.34)	0:24.58 [12] (0:11.56)	0:35.92	+9
16	13 MIGHTY ULYSSES Damien Thornton	18	68.2 1200m	0:10.74 1200m	1:23.12 [16] (0:14.03)	1:09.09 [14] (0:10.74)	0:58.35 [14] (0:11.16)	0:47.19 [14] (0:10.92)	0:36.27 [14] (0:11.39)	0:24.88 [15] (0:11.65)	0:36.27	+4
17	11 PRINCE OF BOOM Tyler Schiller	7	70.9 1200m	0:10.35 1200m	1:23.41 [17] (0:13.24)	1:10.17 [1] (0:10.35)	0:59.82 [2] (0:10.96)	0:48.86 [2] (0:11.24)	0:37.62 [2] (0:11.61)	0:26.01 [2] (0:12.35)	0:37.62	+3
18	7 HERE TO SHOCK Regan Bayliss	1	70.2 1200m	0:10.32 1200m	1:23.50 [18] (0:13.24)	1:10.26 [1] (0:10.32)	0:59.94 [1] (0:10.88)	0:49.06 [1] (0:11.29)	0:37.77 [1] (0:11.66)	0:26.11 [1] (0:12.10)	0:37.77	-1

Scratched: Yellow Brick (#20), Freedom Rally (#19), Aureus Angel (#22), Strait Acer (#21), Cifrado (#23)



# Eagle Farm QLD Professional

## Race 8: THE STAR STRADBROKE HANDICAP - 1400m

15 June 2024 - 16:00



BRISBANE  
RACING CLUB

Track Rating: Good 3, Weather: Fine, Rail Position: +4.5m Entire

Section							200m			Last 600m
Field Times							0:12.08			0:35.27
Rank	TAB	Horse/Jockey	Barrier	Top Speed [km/h]	Fastest Section	Margin				Distance Travelled [m]
1	17	<b>STEFI MAGNETICA</b> Zac Lloyd	19	68.0 1200m	0:10.68 1200m	0:11.95 [3] (0:11.95)	1:21.00		0:33.91	
2	1	<b>BELLA NIPOTINA</b> Craig Williams	21	70.2 1200m	0:10.46 1200m	0:12.10 [2] (0:12.10)	0.25L		0:34.68	+7
3	6	<b>VILANA</b> Tim Clark	14	70.2 1200m	0:10.42 1200m	0:12.48 [1] (0:12.48)	2.35L		0:35.32	+5
4	9	<b>THE INEVITABLE</b> Craig Newitt	8	69.7 1200m	0:10.62 1200m	0:12.34 [5] (0:12.34)	3.53L		0:34.78	-1
5	10	<b>AMENABLE</b> Chad Schofield	16	70.8 1200m	0:10.41 1200m	0:12.67 [4] (0:12.67)	4.31L		0:35.60	+8
6	12	<b>OSIPENKO</b> Mark Du Plessis	11	68.9 1200m	0:10.57 1200m	0:12.34 [12] (0:12.34)	5.21L		0:35.07	+8
7	8	<b>NUGGET</b> Jason Collett	10	69.0 1200m	0:10.60 1200m	0:12.42 [9] (0:12.42)	5.39L		0:35.18	+7
8	4	<b>BENEDETTA</b> Daniel Stackhouse	6	69.2 1200m	0:10.59 1200m	0:12.40 [11] (0:12.40)	5.41L		0:35.28	+2
9	15	<b>DREAM HOUR</b> Robbie Dolan	3	69.3 1200m	0:10.65 1200m	0:12.55 [7] (0:12.55)	5.51L		0:35.35	-4
10	14	<b>SEMANA</b> Dylan Gibbons	22	69.4 1200m	0:10.71 1200m	0:12.33 [14] (0:12.33)	5.81L		0:34.83	+13

Scratched: Yellow Brick (#20), Freedom Rally (#19), Aureus Angel (#22), Strait Acer (#21), Cifrado (#23)

Report Created: Sat 15 June 2024 16:20 GMT+10 (Note: Timing is based on position data)

Page 3/22

[ ] Ranking at each section and finish  
 -:-:- No data available at this section  
 NA No data available

SCN Saddle cloth number  
 DNF Did not finish  
 DNT Did not track

data processed by  **TRIPLES DATA**



# Eagle Farm QLD Professional

## Race 8: THE STAR STRADBROKE HANDICAP - 1400m

15 June 2024 - 16:00



BRISBANE  
RACING CLUB

Track Rating: Good 3, Weather: Fine, Rail Position: +4.5m Entire

Section				200m				Last 600m	
Field Times				0:12.08 (0:12.08)				0:35.27	
Rank	TAB	Horse/Jockey	Barrier	Top Speed [km/h]	Fastest Section	Margin			Distance Travelled [m]
11	18	<b>ROLL ON HIGH</b> Will Price	13	68.1 1200m	0:10.64 1200m	0:12.23 [17] (0:12.23)	5.9L		0:34.94 +13
12	3	<b>ANTINO</b> Vlad Duric	20	69.7 1200m	0:10.69 1200m	0:12.46 [13] (0:12.46)	6.03L		0:34.79 +0
13	16	<b>STEPARTY</b> Dean Yendall	4	69.9 1200m	0:10.44 1200m	0:13.00 [8] (0:13.00)	8.67L		0:36.44 +0
14	2	<b>MAGIC TIME</b> Michael Dee	9	69.2 1200m	0:10.46 1200m	0:13.23 [6] (0:13.23)	9.35L		0:36.37 +7
15	5	<b>CEPHEUS</b> Tommy Berry	15	68.9 1200m	0:10.65 1200m	0:13.02 [15] (0:13.02)	10.16L		0:35.92 +9
16	13	<b>MIGHTY ULYSSES</b> Damien Thornton	18	68.2 1200m	0:10.74 1200m	0:13.23 [18] (0:13.23)	12.48L		0:36.27 +4
17	11	<b>PRINCE OF BOOM</b> Tyler Schiller	7	70.9 1200m	0:10.35 1200m	0:13.66 [16] (0:13.66)	14.17L		0:37.62 +3
18	7	<b>HERE TO SHOCK</b> Regan Bayliss	1	70.2 1200m	0:10.32 1200m	0:14.01 [10] (0:14.01)	14.69L		0:37.77 -1

Scratched: Yellow Brick (#20), Freedom Rally (#19), Aureus Angel (#22), Strait Acer (#21), Cifrado (#23)



Horse/Jockey Name	Stefi Magnetica
Final Rank	1
Fastest Section Time (Section)	0:10.68 (1200m)
Top Speed [km/h] (Section)	68.0 (1200m)
Race State	Finished



Eagle Farm QLD Professional

Race 8: THE STAR STRADBROKE HANDICAP - 1400m

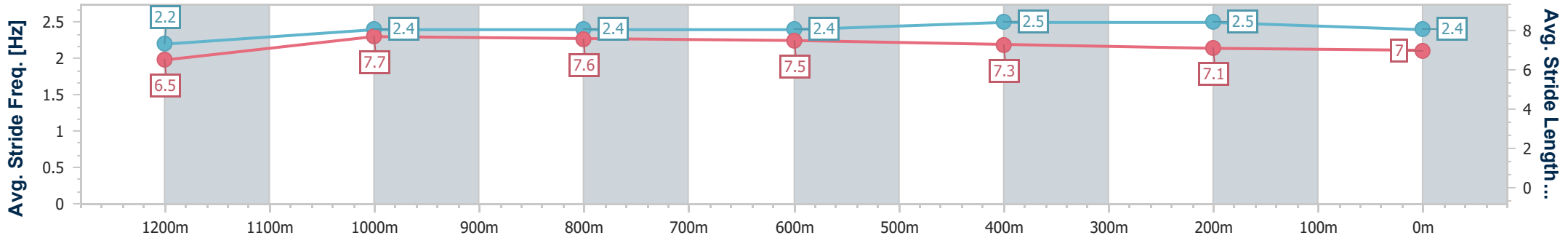
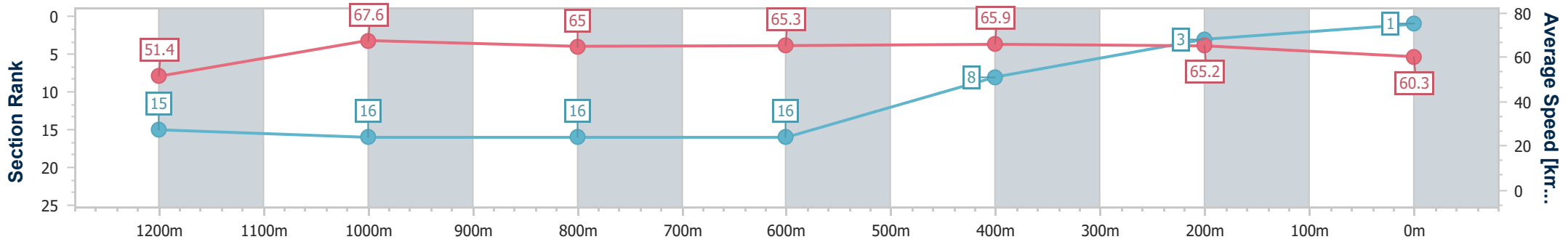
15 June 2024 - 16:00

Track Rating: Good 3, Weather: Fine, Rail Position: +4.5m Entire



BRISBANE RACING CLUB

Section	Overall	1200m	1000m	800m	600m	400m	200m
Section Times	1:21.00 [1] (0:14.13)	1:06.87 [15] (0:10.68)	0:56.19 [16] (0:11.21)	0:44.98 [16] (0:11.07)	0:33.91 [16] (0:10.91)	0:23.00 [8] (0:11.05)	0:11.95 [3] (0:11.95)
Average Speed [km/h]	51.4	67.6	65.0	65.3	65.9	65.2	60.3
Top Speed [km/h]	67.4	68.0	66.2	66.4	67.2	67.0	62.9
Avg. Dist. to Rail [m]	11.5	4.6	2.5	1.1	0.6	1.5	5.3
Avg. Stride Freq. [Hz]	2.2	2.4	2.4	2.4	2.5	2.5	2.4
Avg. Stride Length [m]	6.5	7.7	7.6	7.5	7.3	7.1	7.0



- [ ] Ranking at each section and finish
- .-.- No data available at this section
- NA No data available



Horse/Jockey Name	Bella Nipotina
Final Rank	2
Fastest Section Time (Section)	0:10.46 (1200m)
Top Speed [km/h] (Section)	70.2 (1200m)
Race State	Finished



### Eagle Farm QLD Professional

Race 8: THE STAR STRADBROKE HANDICAP - 1400m

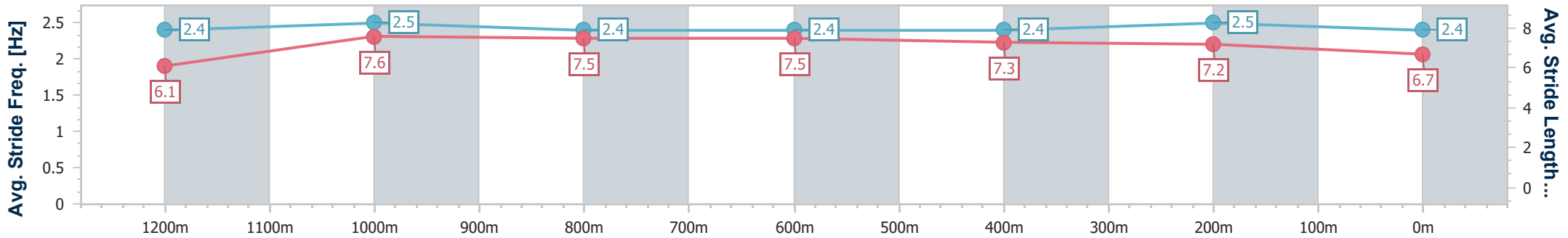
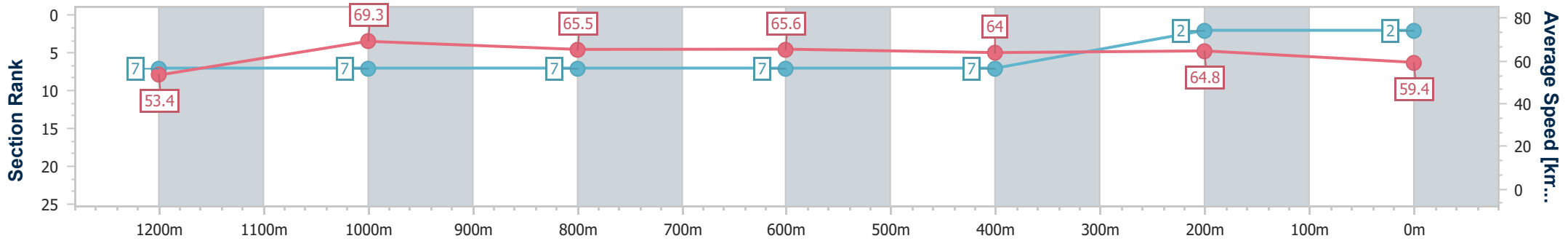
15 June 2024 - 16:00

Track Rating: Good 3, Weather: Fine, Rail Position: +4.5m Entire



BRISBANE RACING CLUB

Section	Overall	1200m	1000m	800m	600m	400m	200m
Section Times	1:21.04 [2] (0:13.57)	1:07.47 [7] (0:10.46)	0:57.01 [7] (0:11.17)	0:45.84 [7] (0:11.16)	0:34.68 [7] (0:11.45)	0:23.23 [7] (0:11.13)	0:12.10 [2] (0:12.10)
Average Speed [km/h]	53.4	69.3	65.5	65.6	64.0	64.8	59.4
Top Speed [km/h]	68.3	70.2	67.4	66.9	65.7	65.5	62.4
Avg. Dist. to Rail [m]	13.3	5.9	4.1	3.2	3.8	9.5	10.5
Avg. Stride Freq. [Hz]	2.4	2.5	2.4	2.4	2.4	2.5	2.4
Avg. Stride Length [m]	6.1	7.6	7.5	7.5	7.3	7.2	6.7



- [ ] Ranking at each section and finish
- .-.- No data available at this section
- NA No data available



Horse/Jockey Name	Vilana
Final Rank	3
Fastest Section Time (Section)	0:10.42 (1200m)
Top Speed [km/h] (Section)	70.2 (1200m)
Race State	Finished



Eagle Farm QLD Professional

Race 8: THE STAR STRADBROKE HANDICAP - 1400m

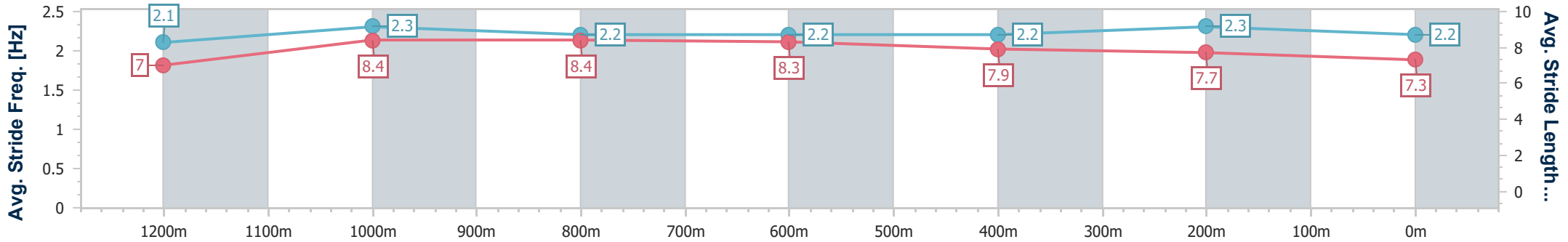
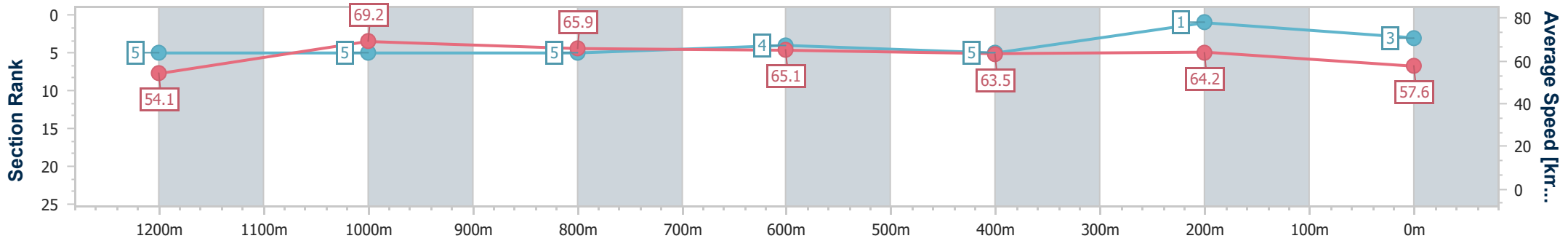
15 June 2024 - 16:00

Track Rating: Good 3, Weather: Fine, Rail Position: +4.5m Entire



BRISBANE RACING CLUB

Section	Overall	1200m	1000m	800m	600m	400m	200m
Section Times	1:21.40 [3] (0:13.42)	1:07.98 [5] (0:10.42)	0:57.56 [5] (0:11.07)	0:46.49 [5] (0:11.17)	0:35.32 [4] (0:11.58)	0:23.74 [5] (0:11.26)	0:12.48 [1] (0:12.48)
Average Speed [km/h]	54.1	69.2	65.9	65.1	63.5	64.2	57.6
Top Speed [km/h]	69.5	70.2	66.3	66.1	64.2	65.3	61.5
Avg. Dist. to Rail [m]	9.1	4.6	2.4	3.0	4.2	8.0	7.6
Avg. Stride Freq. [Hz]	2.1	2.3	2.2	2.2	2.2	2.3	2.2
Avg. Stride Length [m]	7.0	8.4	8.4	8.3	7.9	7.7	7.3



- [ ] Ranking at each section and finish
- .-.- No data available at this section
- NA No data available



Horse/Jockey Name	The Inevitable
Final Rank	4
Fastest Section Time (Section)	0:10.62 (1200m)
Top Speed [km/h] (Section)	69.7 (1200m)
Race State	Finished



Eagle Farm QLD Professional

Race 8: THE STAR STRADBROKE HANDICAP - 1400m

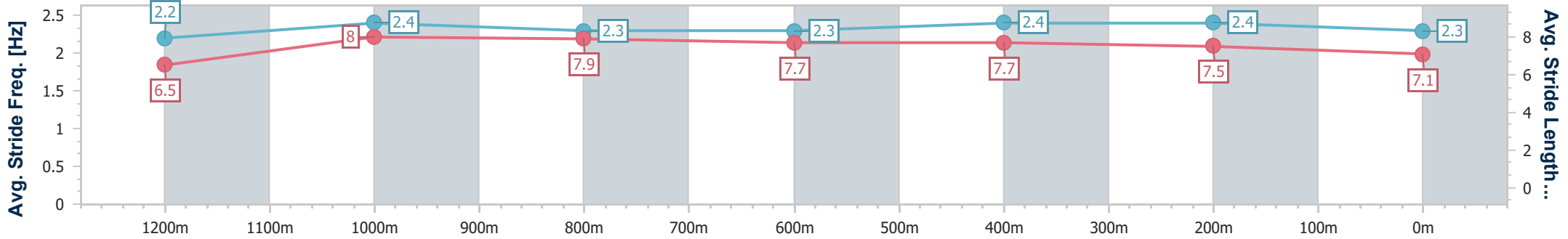
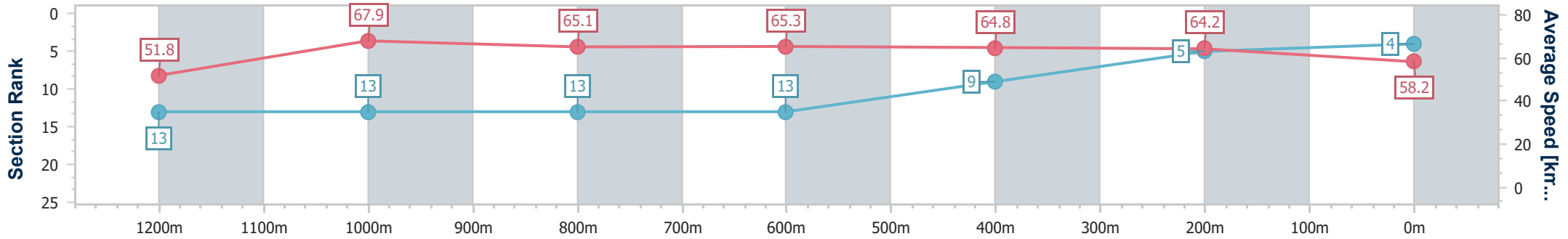
15 June 2024 - 16:00

Track Rating: Good 3, Weather: Fine, Rail Position: +4.5m Entire



BRISBANE RACING CLUB

Section	Overall	1200m	1000m	800m	600m	400m	200m
Section Times	1:21.60 [4] (0:13.98)	1:07.62 [13] (0:10.62)	0:57.00 [13] (0:11.16)	0:45.84 [13] (0:11.06)	0:34.78 [13] (0:11.20)	0:23.58 [9] (0:11.24)	0:12.34 [5] (0:12.34)
Average Speed [km/h]	51.8	67.9	65.1	65.3	64.8	64.2	58.2
Top Speed [km/h]	66.7	69.7	66.3	67.0	66.0	65.9	62.2
Avg. Dist. to Rail [m]	8.5	4.0	1.7	0.5	1.7	7.2	8.6
Avg. Stride Freq. [Hz]	2.2	2.4	2.3	2.3	2.4	2.4	2.3
Avg. Stride Length [m]	6.5	8.0	7.9	7.7	7.7	7.5	7.1



- [ ] Ranking at each section and finish
- .-.- No data available at this section
- NA No data available



Horse/Jockey Name	Amenable
Final Rank	5
Fastest Section Time (Section)	0:10.41 (1200m)
Top Speed [km/h] (Section)	70.8 (1200m)
Race State	Finished



Eagle Farm QLD Professional

Race 8: THE STAR STRADBROKE HANDICAP - 1400m

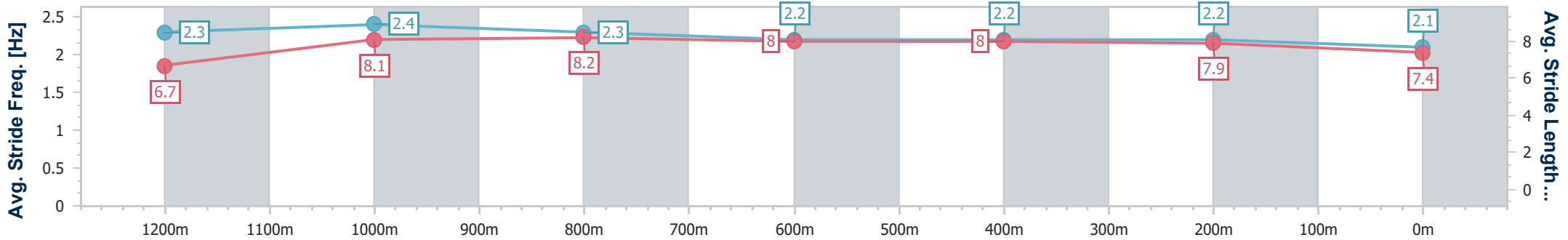
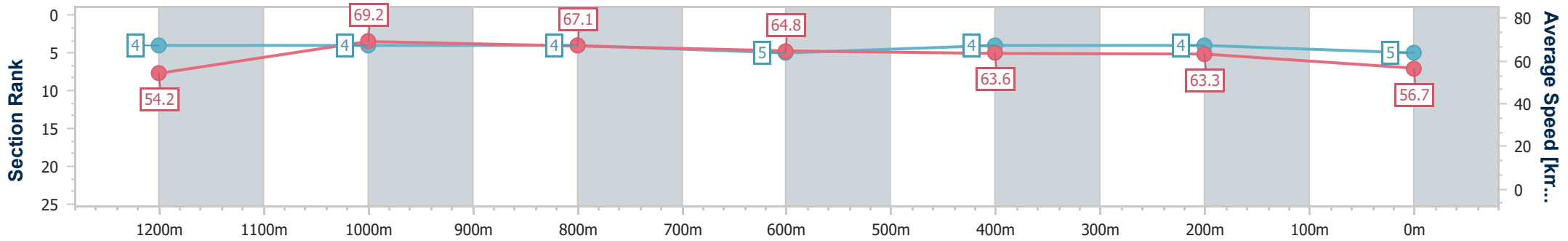
15 June 2024 - 16:00

Track Rating: Good 3, Weather: Fine, Rail Position: +4.5m Entire



BRISBANE RACING CLUB

Section	Overall	1200m	1000m	800m	600m	400m	200m
Section Times	1:21.73 [5] (0:13.39)	1:08.34 [4] (0:10.41)	0:57.93 [4] (0:10.98)	0:46.95 [4] (0:11.35)	0:35.60 [5] (0:11.51)	0:24.09 [4] (0:11.42)	0:12.67 [4] (0:12.67)
Average Speed [km/h]	54.2	69.2	67.1	64.8	63.6	63.3	56.7
Top Speed [km/h]	70.5	70.8	67.5	65.6	64.2	64.2	60.8
Avg. Dist. to Rail [m]	11.1	6.7	4.2	4.8	3.7	8.2	8.2
Avg. Stride Freq. [Hz]	2.3	2.4	2.3	2.2	2.2	2.2	2.1
Avg. Stride Length [m]	6.7	8.1	8.2	8.0	8.0	7.9	7.4



- [ ] Ranking at each section and finish
- .-.- No data available at this section
- NA No data available





Horse/Jockey Name	Osipenko
Final Rank	6
Fastest Section Time (Section)	0:10.57 (1200m)
Top Speed [km/h] (Section)	68.9 (1200m)
Race State	Finished



### Eagle Farm QLD Professional

Race 8: THE STAR STRADBROKE HANDICAP - 1400m

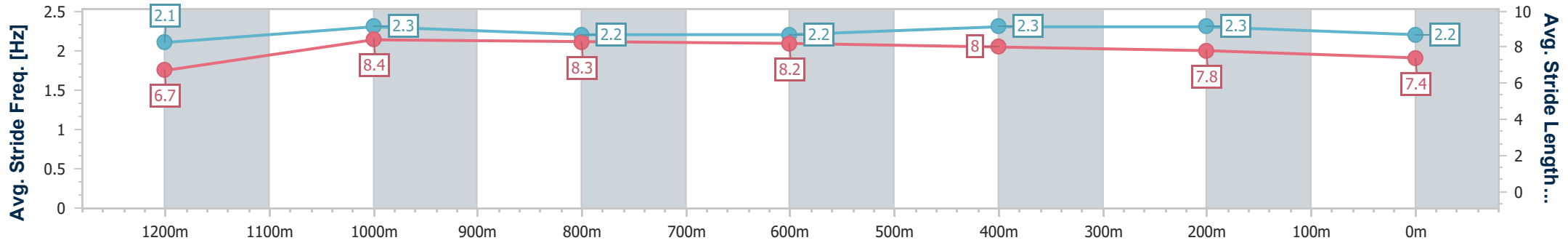
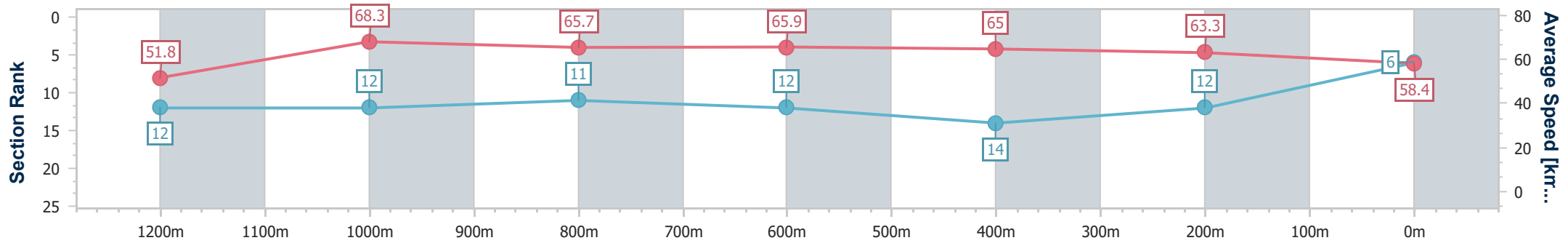
15 June 2024 - 16:00

Track Rating: Good 3, Weather: Fine, Rail Position: +4.5m Entire



BRISBANE RACING CLUB

Section	Overall	1200m	1000m	800m	600m	400m	200m
Section Times	1:21.88 [6] (0:13.93)	1:07.95 [12] (0:10.57)	0:57.38 [12] (0:11.17)	0:46.21 [11] (0:11.14)	0:35.07 [12] (0:11.39)	0:23.68 [14] (0:11.34)	0:12.34 [12] (0:12.34)
Average Speed [km/h]	51.8	68.3	65.7	65.9	65.0	63.3	58.4
Top Speed [km/h]	68.1	68.9	67.3	66.7	65.4	65.1	61.1
Avg. Dist. to Rail [m]	7.7	4.4	3.8	4.2	5.0	9.0	8.3
Avg. Stride Freq. [Hz]	2.1	2.3	2.2	2.2	2.3	2.3	2.2
Avg. Stride Length [m]	6.7	8.4	8.3	8.2	8.0	7.8	7.4



- [ ] Ranking at each section and finish
- .-.- No data available at this section
- NA No data available



Horse/Jockey Name	Nugget
Final Rank	7
Fastest Section Time (Section)	0:10.60 (1200m)
Top Speed [km/h] (Section)	69.0 (1200m)
Race State	Finished



Eagle Farm QLD Professional

Race 8: THE STAR STRADBROKE HANDICAP - 1400m

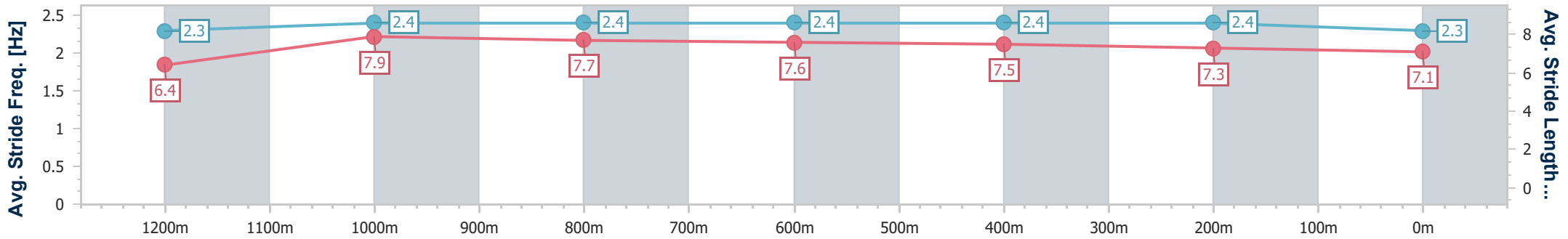
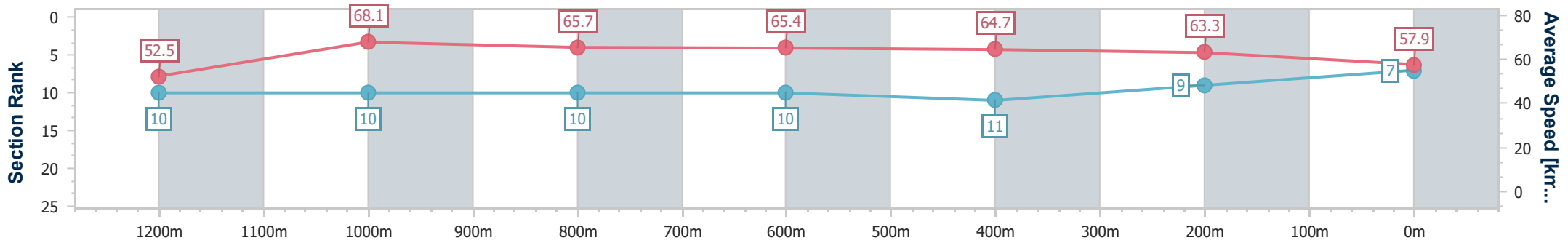
15 June 2024 - 16:00

Track Rating: Good 3, Weather: Fine, Rail Position: +4.5m Entire



BRISBANE RACING CLUB

Section	Overall	1200m	1000m	800m	600m	400m	200m
Section Times	1:21.91 [7] (0:13.80)	1:08.11 [10] (0:10.60)	0:57.51 [10] (0:11.15)	0:46.36 [10] (0:11.18)	0:35.18 [10] (0:11.40)	0:23.78 [11] (0:11.36)	0:12.42 [9] (0:12.42)
Average Speed [km/h]	52.5	68.1	65.7	65.4	64.7	63.3	57.9
Top Speed [km/h]	66.8	69.0	67.0	66.5	65.8	64.9	60.8
Avg. Dist. to Rail [m]	8.0	4.8	3.3	3.7	4.9	11.3	11.8
Avg. Stride Freq. [Hz]	2.3	2.4	2.4	2.4	2.4	2.4	2.3
Avg. Stride Length [m]	6.4	7.9	7.7	7.6	7.5	7.3	7.1



- [ ] Ranking at each section and finish
- .-.- No data available at this section
- NA No data available



Horse/Jockey Name	Benedetta
Final Rank	8
Fastest Section Time (Section)	0:10.59 (1200m)
Top Speed [km/h] (Section)	69.2 (1200m)
Race State	Finished



### Eagle Farm QLD Professional

Race 8: THE STAR STRADBROKE HANDICAP - 1400m

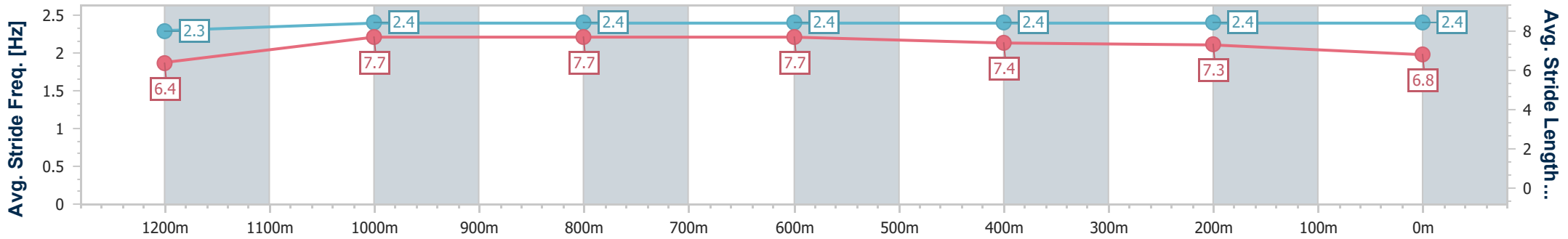
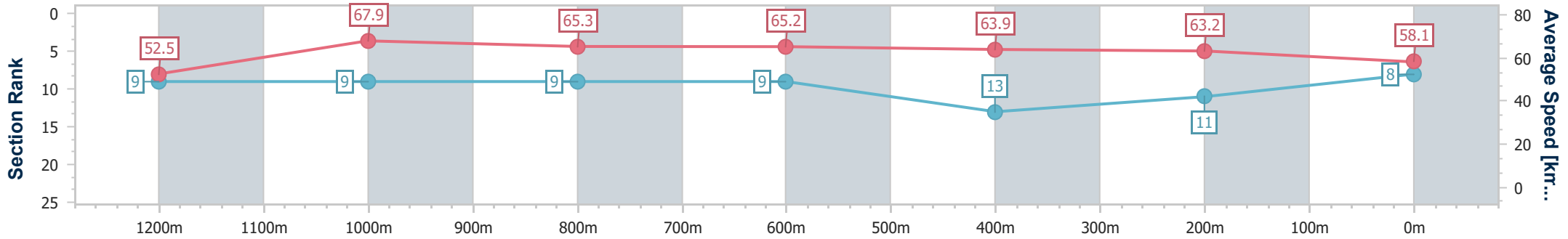
15 June 2024 - 16:00

Track Rating: Good 3, Weather: Fine, Rail Position: +4.5m Entire



BRISBANE RACING CLUB

Section	Overall	1200m	1000m	800m	600m	400m	200m
Section Times	1:21.92 [8] (0:13.78)	1:08.14 [9] (0:10.59)	0:57.55 [9] (0:11.17)	0:46.38 [9] (0:11.10)	0:35.28 [9] (0:11.51)	0:23.77 [13] (0:11.37)	0:12.40 [11] (0:12.40)
Average Speed [km/h]	52.5	67.9	65.3	65.2	63.9	63.2	58.1
Top Speed [km/h]	66.7	69.2	66.8	66.5	65.3	65.2	61.5
Avg. Dist. to Rail [m]	4.8	3.3	1.8	1.8	3.8	9.5	8.6
Avg. Stride Freq. [Hz]	2.3	2.4	2.4	2.4	2.4	2.4	2.4
Avg. Stride Length [m]	6.4	7.7	7.7	7.7	7.4	7.3	6.8



- [ ] Ranking at each section and finish
- .-.- No data available at this section
- NA No data available



Horse/Jockey Name	Dream Hour
Final Rank	9
Fastest Section Time (Section)	0:10.65 (1200m)
Top Speed [km/h] (Section)	69.3 (1200m)
Race State	Finished



### Eagle Farm QLD Professional

Race 8: THE STAR STRADBROKE HANDICAP - 1400m

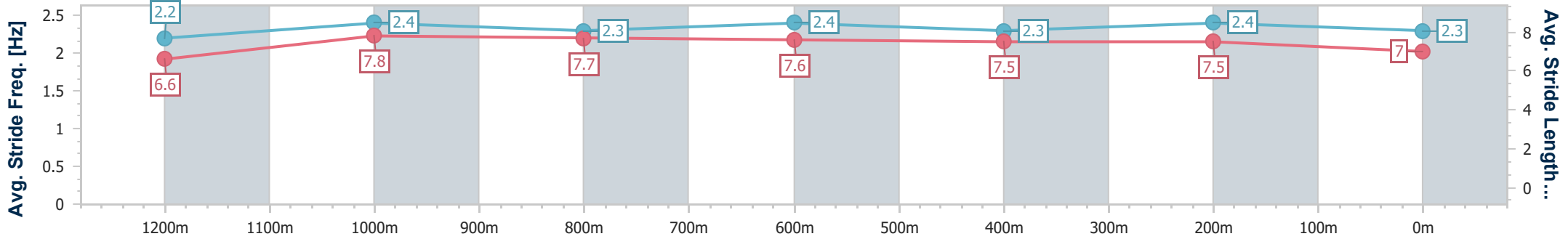
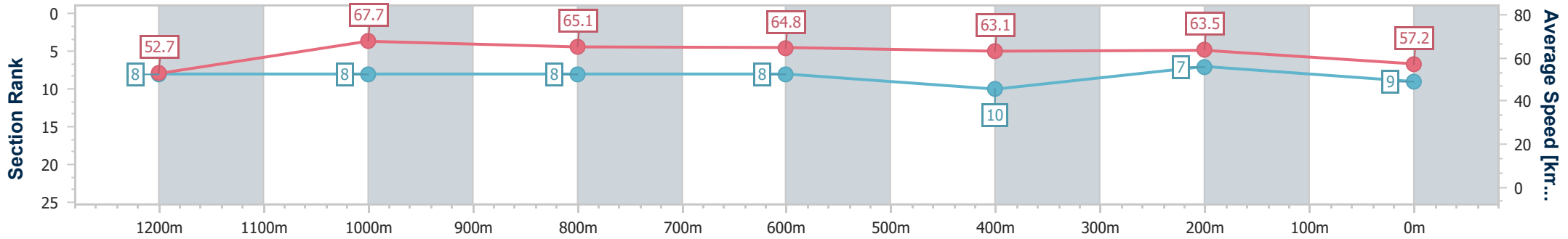
15 June 2024 - 16:00

Track Rating: Good 3, Weather: Fine, Rail Position: +4.5m Entire



BRISBANE RACING CLUB

Section	Overall	1200m	1000m	800m	600m	400m	200m
Section Times	1:21.93 [9] (0:13.69)	1:08.24 [8] (0:10.65)	0:57.59 [8] (0:11.09)	0:46.50 [8] (0:11.15)	0:35.35 [8] (0:11.46)	0:23.89 [10] (0:11.34)	0:12.55 [7] (0:12.55)
Average Speed [km/h]	52.7	67.7	65.1	64.8	63.1	63.5	57.2
Top Speed [km/h]	67.7	69.3	66.8	65.9	63.9	64.9	61.5
Avg. Dist. to Rail [m]	2.2	1.5	0.4	0.8	1.0	2.2	3.6
Avg. Stride Freq. [Hz]	2.2	2.4	2.3	2.4	2.3	2.4	2.3
Avg. Stride Length [m]	6.6	7.8	7.7	7.6	7.5	7.5	7.0



- [ ] Ranking at each section and finish
- .-.- No data available at this section
- NA No data available



Horse/Jockey Name	Semana
Final Rank	10
Fastest Section Time (Section)	0:10.71 (1200m)
Top Speed [km/h] (Section)	69.4 (1200m)
Race State	Finished



### Eagle Farm QLD Professional

Race 8: THE STAR STRADBROKE HANDICAP - 1400m

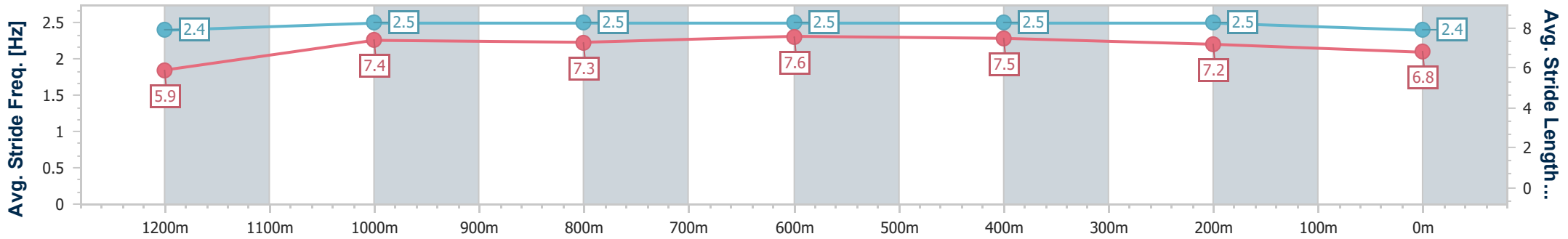
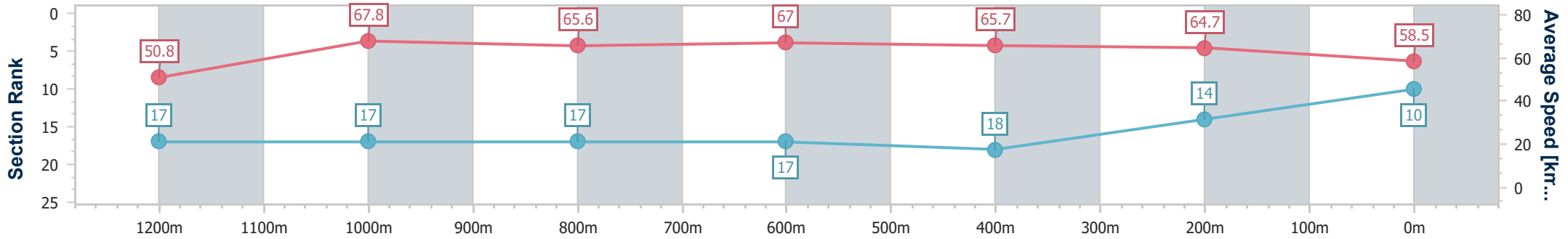
15 June 2024 - 16:00

Track Rating: Good 3, Weather: Fine, Rail Position: +4.5m Entire



BRISBANE RACING CLUB

Section	Overall	1200m	1000m	800m	600m	400m	200m
Section Times	1:21.99 [10] (0:14.28)	1:07.71 [17] (0:10.71)	0:57.00 [17] (0:11.20)	0:45.80 [17] (0:10.97)	0:34.83 [17] (0:11.36)	0:23.47 [18] (0:11.14)	0:12.33 [14] (0:12.33)
Average Speed [km/h]	50.8	67.8	65.6	67.0	65.7	64.7	58.5
Top Speed [km/h]	64.9	69.4	67.0	68.3	67.0	66.0	62.4
Avg. Dist. to Rail [m]	13.9	5.8	4.6	4.6	7.6	15.0	14.0
Avg. Stride Freq. [Hz]	2.4	2.5	2.5	2.5	2.5	2.5	2.4
Avg. Stride Length [m]	5.9	7.4	7.3	7.6	7.5	7.2	6.8



- [ ] Ranking at each section and finish
- .-.-.- No data available at this section
- NA No data available



Horse/Jockey Name	Roll On High
Final Rank	11
Fastest Section Time (Section)	0:10.64 (1200m)
Top Speed [km/h] (Section)	68.1 (1200m)
Race State	Finished



Eagle Farm QLD Professional

Race 8: THE STAR STRADBROKE HANDICAP - 1400m

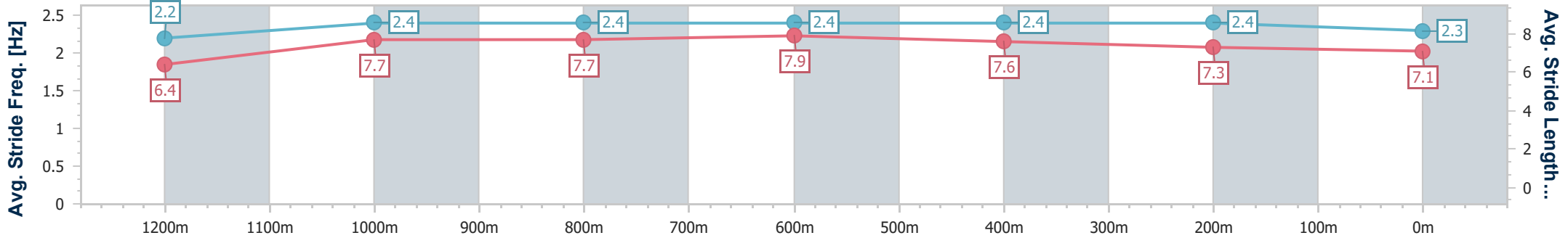
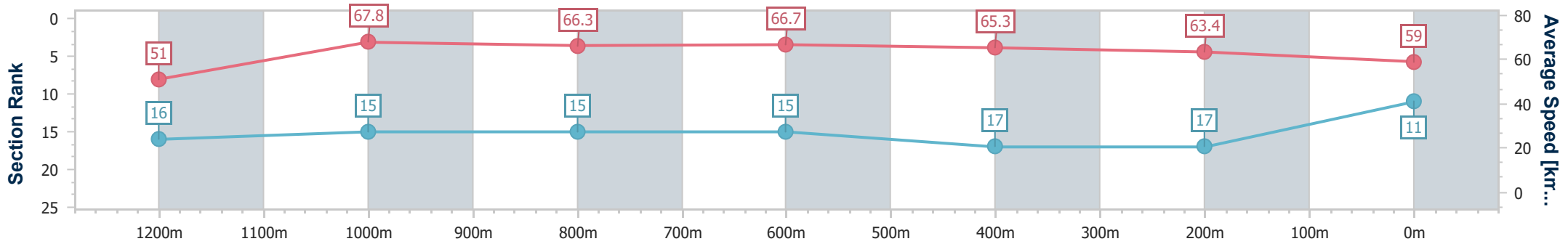
15 June 2024 - 16:00

Track Rating: Good 3, Weather: Fine, Rail Position: +4.5m Entire



BRISBANE RACING CLUB

Section	Overall	1200m	1000m	800m	600m	400m	200m
Section Times	1:22.00 [11] (0:14.17)	1:07.83 [16] (0:10.64)	0:57.19 [15] (0:11.17)	0:46.02 [15] (0:11.08)	0:34.94 [15] (0:11.38)	0:23.56 [17] (0:11.33)	0:12.23 [17] (0:12.23)
Average Speed [km/h]	51.0	67.8	66.3	66.7	65.3	63.4	59.0
Top Speed [km/h]	67.6	68.1	67.2	67.5	66.4	66.2	62.1
Avg. Dist. to Rail [m]	8.3	4.7	5.5	5.8	6.3	10.5	11.7
Avg. Stride Freq. [Hz]	2.2	2.4	2.4	2.4	2.4	2.4	2.3
Avg. Stride Length [m]	6.4	7.7	7.7	7.9	7.6	7.3	7.1



- [ ] Ranking at each section and finish
- .-.- No data available at this section
- NA No data available



Horse/Jockey Name	Antino
Final Rank	12
Fastest Section Time (Section)	0:10.69 (1200m)
Top Speed [km/h] (Section)	69.7 (1200m)
Race State	Finished



### Eagle Farm QLD Professional

Race 8: THE STAR STRADBROKE HANDICAP - 1400m

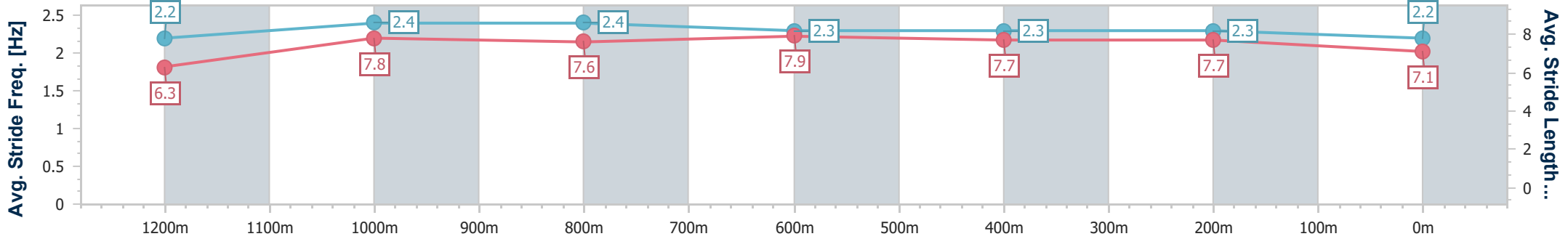
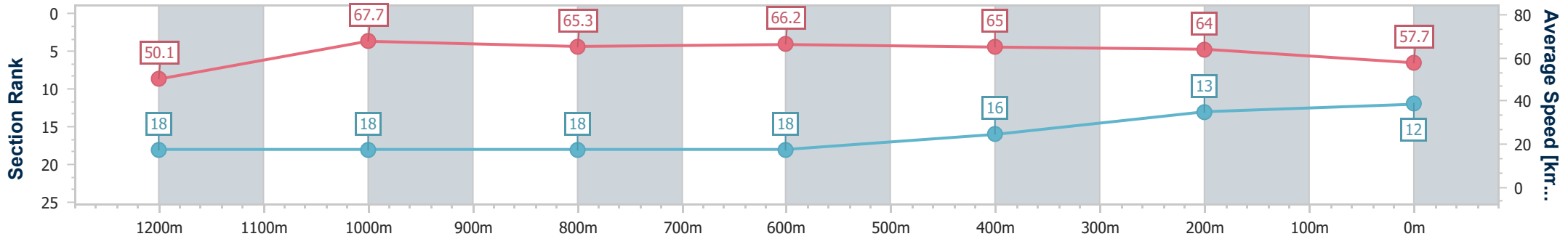
15 June 2024 - 16:00

Track Rating: Good 3, Weather: Fine, Rail Position: +4.5m Entire



BRISBANE RACING CLUB

Section	Overall	1200m	1000m	800m	600m	400m	200m
Section Times	1:22.02 [12] (0:14.44)	1:07.58 [18] (0:10.69)	0:56.89 [18] (0:11.14)	0:45.75 [18] (0:10.96)	0:34.79 [18] (0:11.05)	0:23.74 [16] (0:11.28)	0:12.46 [13] (0:12.46)
Average Speed [km/h]	50.1	67.7	65.3	66.2	65.0	64.0	57.7
Top Speed [km/h]	65.2	69.7	68.7	67.3	67.0	66.9	61.3
Avg. Dist. to Rail [m]	9.9	3.8	2.8	0.9	0.6	1.1	1.4
Avg. Stride Freq. [Hz]	2.2	2.4	2.4	2.3	2.3	2.3	2.2
Avg. Stride Length [m]	6.3	7.8	7.6	7.9	7.7	7.7	7.1



- [ ] Ranking at each section and finish
- .-.- No data available at this section
- NA No data available



Horse/Jockey Name	Steparty
Final Rank	13
Fastest Section Time (Section)	0:10.44 (1200m)
Top Speed [km/h] (Section)	69.9 (1200m)
Race State	Finished



Eagle Farm QLD Professional

Race 8: THE STAR STRADBROKE HANDICAP - 1400m

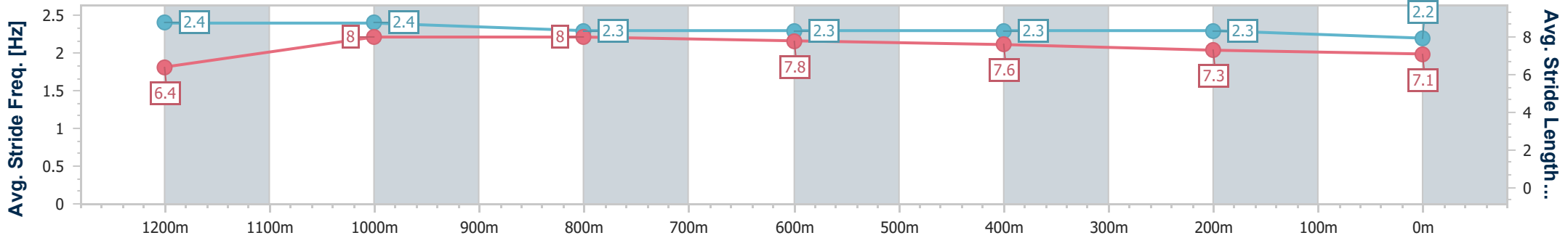
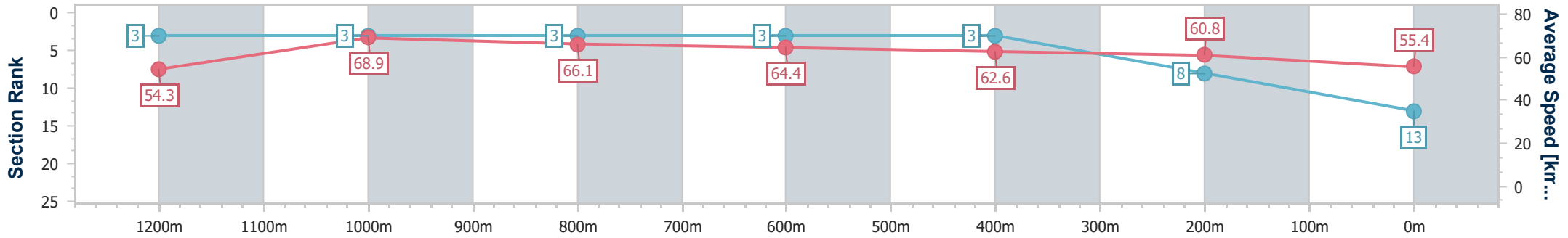
15 June 2024 - 16:00

Track Rating: Good 3, Weather: Fine, Rail Position: +4.5m Entire



BRISBANE RACING CLUB

Section	Overall	1200m	1000m	800m	600m	400m	200m
Section Times	1:22.47 [13] (0:13.32)	1:09.15 [3] (0:10.44)	0:58.71 [3] (0:11.00)	0:47.71 [3] (0:11.27)	0:36.44 [3] (0:11.57)	0:24.87 [3] (0:11.87)	0:13.00 [8] (0:13.00)
Average Speed [km/h]	54.3	68.9	66.1	64.4	62.6	60.8	55.4
Top Speed [km/h]	68.8	69.9	67.5	66.3	63.1	62.6	58.4
Avg. Dist. to Rail [m]	4.1	3.1	1.8	1.8	1.6	6.2	6.9
Avg. Stride Freq. [Hz]	2.4	2.4	2.3	2.3	2.3	2.3	2.2
Avg. Stride Length [m]	6.4	8.0	8.0	7.8	7.6	7.3	7.1



- [ ] Ranking at each section and finish
- .-.- No data available at this section
- NA No data available





Horse/Jockey Name	Magic Time
Final Rank	14
Fastest Section Time (Section)	0:10.46 (1200m)
Top Speed [km/h] (Section)	69.2 (1200m)
Race State	Finished



### Eagle Farm QLD Professional

Race 8: THE STAR STRADBROKE HANDICAP - 1400m

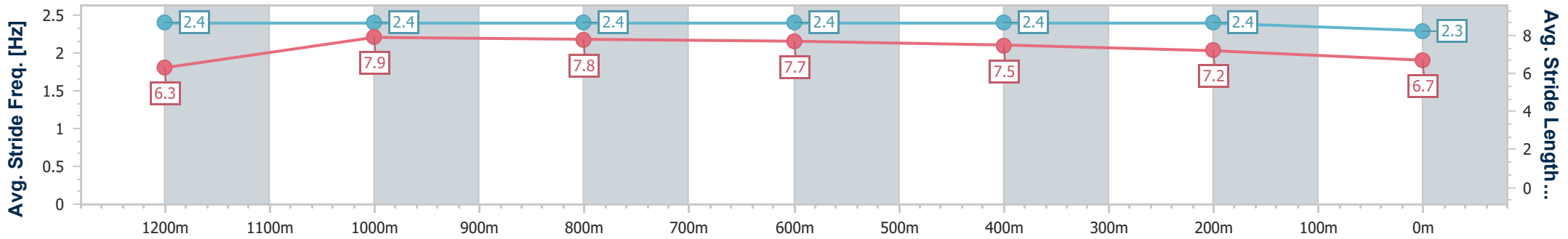
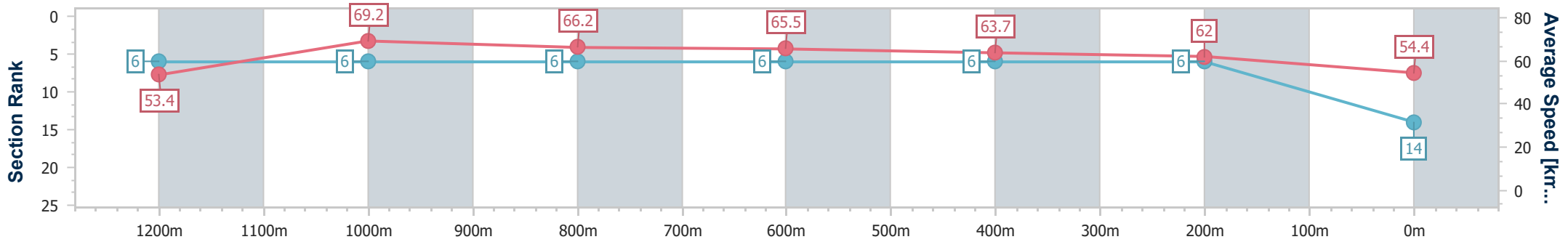
15 June 2024 - 16:00

Track Rating: Good 3, Weather: Fine, Rail Position: +4.5m Entire



BRISBANE RACING CLUB

Section	Overall	1200m	1000m	800m	600m	400m	200m
Section Times	1:22.59 [14] (0:13.50)	1:09.09 [6] (0:10.46)	0:58.63 [6] (0:11.05)	0:47.58 [6] (0:11.21)	0:36.37 [6] (0:11.54)	0:24.83 [6] (0:11.60)	0:13.23 [6] (0:13.23)
Average Speed [km/h]	53.4	69.2	66.2	65.5	63.7	62.0	54.4
Top Speed [km/h]	68.7	69.2	68.1	66.4	65.4	65.0	59.0
Avg. Dist. to Rail [m]	7.2	4.1	3.2	4.6	4.4	5.9	5.7
Avg. Stride Freq. [Hz]	2.4	2.4	2.4	2.4	2.4	2.4	2.3
Avg. Stride Length [m]	6.3	7.9	7.8	7.7	7.5	7.2	6.7



- [ ] Ranking at each section and finish
- .-.- No data available at this section
- NA No data available



Horse/Jockey Name	Cepheus
Final Rank	15
Fastest Section Time (Section)	0:10.65 (1200m)
Top Speed [km/h] (Section)	68.9 (1200m)
Race State	Finished



Eagle Farm QLD Professional

Race 8: THE STAR STRADBROKE HANDICAP - 1400m

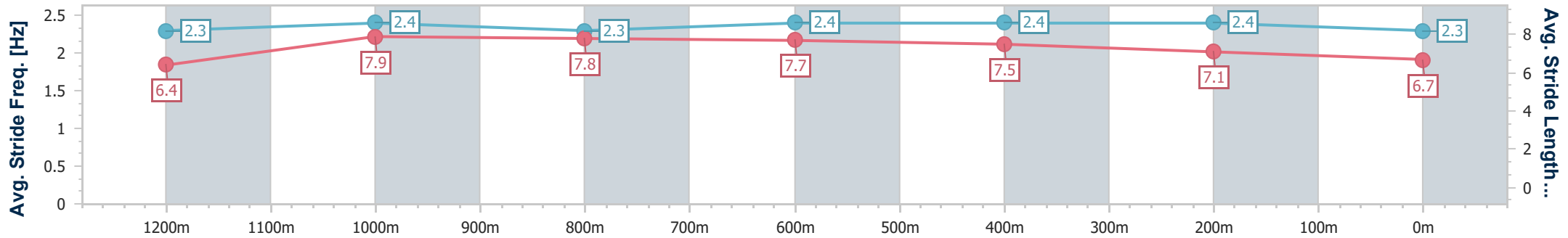
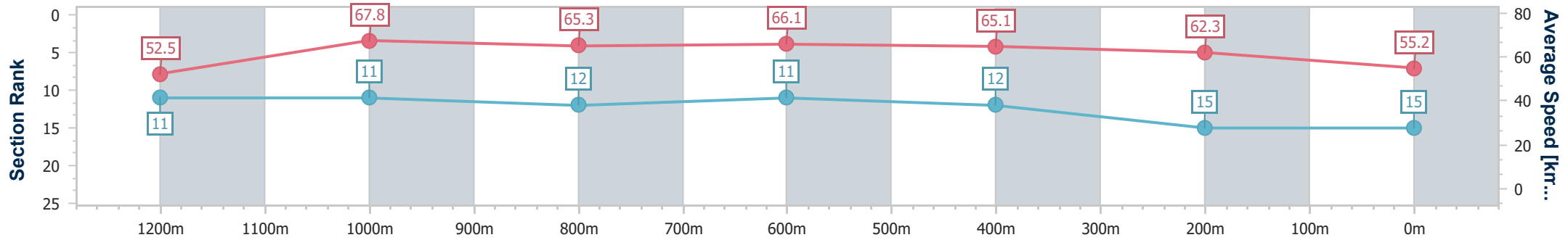
15 June 2024 - 16:00

Track Rating: Good 3, Weather: Fine, Rail Position: +4.5m Entire



BRISBANE RACING CLUB

Section	Overall	1200m	1000m	800m	600m	400m	200m
Section Times	1:22.73 [15] (0:13.82)	1:08.91 [11] (0:10.65)	0:58.26 [11] (0:11.28)	0:46.98 [12] (0:11.06)	0:35.92 [11] (0:11.34)	0:24.58 [12] (0:11.56)	0:13.02 [15] (0:13.02)
Average Speed [km/h]	52.5	67.8	65.3	66.1	65.1	62.3	55.2
Top Speed [km/h]	66.9	68.9	67.0	67.5	65.9	65.2	60.0
Avg. Dist. to Rail [m]	9.8	6.0	4.3	3.6	5.3	12.5	13.0
Avg. Stride Freq. [Hz]	2.3	2.4	2.3	2.4	2.4	2.4	2.3
Avg. Stride Length [m]	6.4	7.9	7.8	7.7	7.5	7.1	6.7



- [ ] Ranking at each section and finish
- .-.- No data available at this section
- NA No data available



Horse/Jockey Name	Mighty Ulysses
Final Rank	16
Fastest Section Time (Section)	0:10.74 (1200m)
Top Speed [km/h] (Section)	68.2 (1200m)
Race State	Finished



Eagle Farm QLD Professional

Race 8: THE STAR STRADBROKE HANDICAP - 1400m

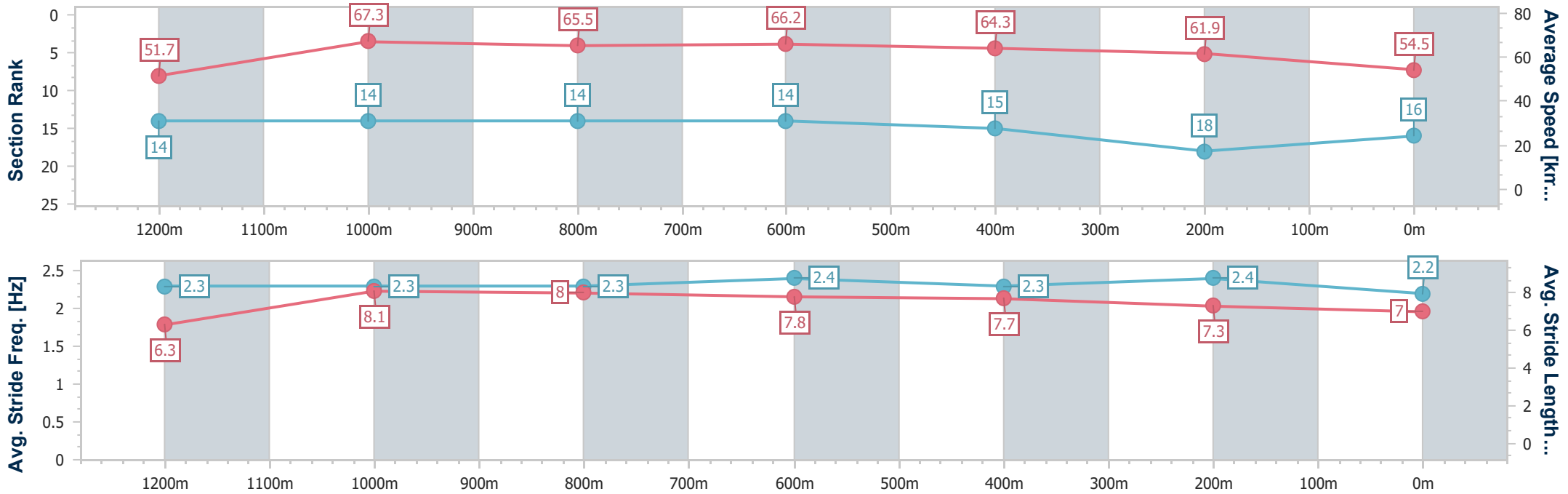
15 June 2024 - 16:00

Track Rating: Good 3, Weather: Fine, Rail Position: +4.5m Entire



BRISBANE RACING CLUB

Section	Overall	1200m	1000m	800m	600m	400m	200m
Section Times	1:23.12 [16] (0:14.03)	1:09.09 [14] (0:10.74)	0:58.35 [14] (0:11.16)	0:47.19 [14] (0:10.92)	0:36.27 [14] (0:11.39)	0:24.88 [15] (0:11.65)	0:13.23 [18] (0:13.23)
Average Speed [km/h]	51.7	67.3	65.5	66.2	64.3	61.9	54.5
Top Speed [km/h]	66.2	68.2	67.1	66.8	65.1	64.1	57.9
Avg. Dist. to Rail [m]	11.4	5.9	3.0	1.7	3.4	9.9	9.3
Avg. Stride Freq. [Hz]	2.3	2.3	2.3	2.4	2.3	2.4	2.2
Avg. Stride Length [m]	6.3	8.1	8.0	7.8	7.7	7.3	7.0



- [ ] Ranking at each section and finish
- .-.- No data available at this section
- NA No data available



Horse/Jockey Name	Prince Of Boom
Final Rank	17
Fastest Section Time (Section)	0:10.35 (1200m)
Top Speed [km/h] (Section)	70.9 (1200m)
Race State	Finished



Eagle Farm QLD Professional

Race 8: THE STAR STRADBROKE HANDICAP - 1400m

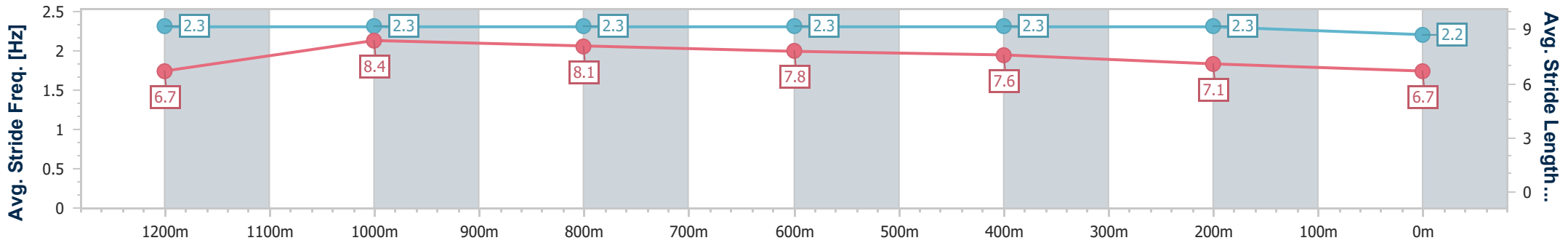
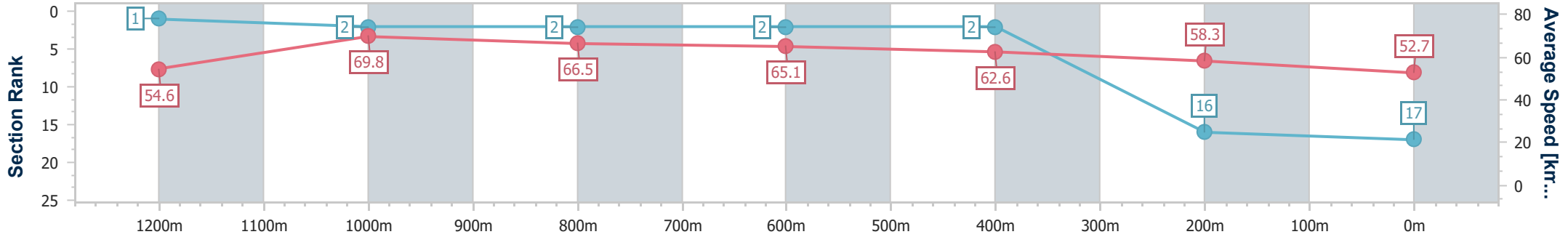
15 June 2024 - 16:00

Track Rating: Good 3, Weather: Fine, Rail Position: +4.5m Entire



BRISBANE RACING CLUB

Section	Overall	1200m	1000m	800m	600m	400m	200m
Section Times	1:23.41 [17] (0:13.24)	1:10.17 [1] (0:10.35)	0:59.82 [2] (0:10.96)	0:48.86 [2] (0:11.24)	0:37.62 [2] (0:11.61)	0:26.01 [2] (0:12.35)	0:13.66 [16] (0:13.66)
Average Speed [km/h]	54.6	69.8	66.5	65.1	62.6	58.3	52.7
Top Speed [km/h]	70.4	70.9	67.6	66.4	63.8	61.1	55.4
Avg. Dist. to Rail [m]	5.9	4.7	2.9	3.2	2.4	5.9	7.2
Avg. Stride Freq. [Hz]	2.3	2.3	2.3	2.3	2.3	2.3	2.2
Avg. Stride Length [m]	6.7	8.4	8.1	7.8	7.6	7.1	6.7



- [ ] Ranking at each section and finish
- .-.- No data available at this section
- NA No data available



Horse/Jockey Name	Here To Shock
Final Rank	18
Fastest Section Time (Section)	0:10.32 (1200m)
Top Speed [km/h] (Section)	70.2 (1200m)
Race State	Finished



### Eagle Farm QLD Professional

Race 8: THE STAR STRADBROKE HANDICAP - 1400m

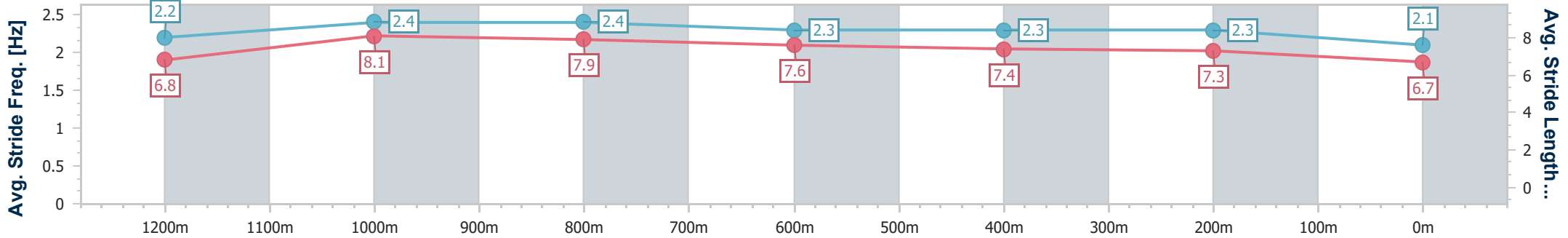
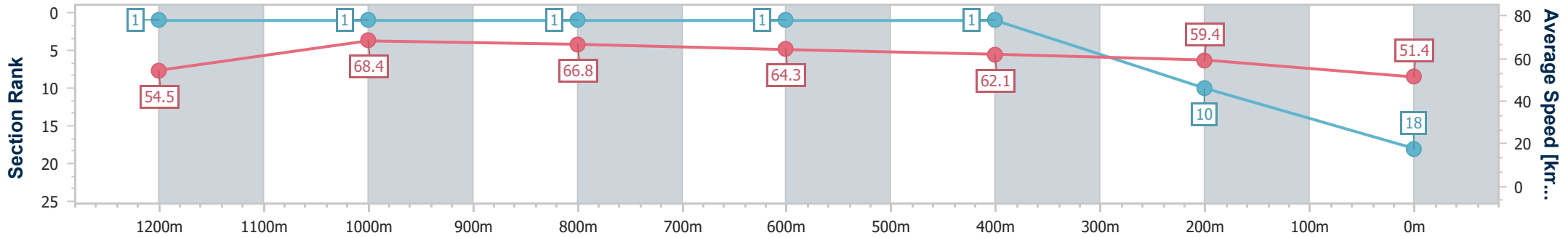
15 June 2024 - 16:00

Track Rating: Good 3, Weather: Fine, Rail Position: +4.5m Entire



BRISBANE RACING CLUB

Section	Overall	1200m	1000m	800m	600m	400m	200m
Section Times	1:23.50 [18] (0:13.24)	1:10.26 [1] (0:10.32)	0:59.94 [1] (0:10.88)	0:49.06 [1] (0:11.29)	0:37.77 [1] (0:11.66)	0:26.11 [1] (0:12.10)	0:14.01 [10] (0:14.01)
Average Speed [km/h]	54.5	68.4	66.8	64.3	62.1	59.4	51.4
Top Speed [km/h]	69.5	70.2	67.6	65.3	63.3	61.7	56.7
Avg. Dist. to Rail [m]	2.2	2.5	1.6	1.4	1.4	3.4	3.6
Avg. Stride Freq. [Hz]	2.2	2.4	2.4	2.3	2.3	2.3	2.1
Avg. Stride Length [m]	6.8	8.1	7.9	7.6	7.4	7.3	6.7



- [ ] Ranking at each section and finish
- .-.-.- No data available at this section
- NA No data available



# Eagle Farm QLD Professional

## Race 9: HKJC WORLD POOL Q22 - 2200m

15 June 2024 - 16:33



BRISBANE  
RACING CLUB

Track Rating: Good 3, Weather: Fine, Rail Position: +4.5m Entire

Section		Overall	2000m	1800m	1600m	1400m	1200m	1000m	Last 600m				
Field Times		2:14.41 (0:14.32)	2:00.09 (0:11.63)	1:48.46 (0:12.26)	1:36.20 (0:12.19)	1:24.01 (0:11.96)	1:12.05 (0:12.08)	0:59.97 (0:12.58)	0:35.45				
Rank	TAB Horse/Jockey	Barrier	Top Speed [km/h]	Fastest Section									Distance Travelled [m]
1	15 FAWKNER PARK Tyler Schiller	3	67.0 400m	0:11.21 400m	2:14.41 [1] (0:14.77)	1:59.64 [9] (0:11.77)	1:47.87 [8] (0:12.36)	1:35.51 [8] (0:12.07)	1:23.44 [8] (0:12.36)	1:11.08 [9] (0:12.19)	0:58.89 [10] (0:12.21)	0:35.00	
2	17 KNIGHT'S CHOICE Robbie Dolan	9	65.6 600m	0:11.38 600m	2:15.07 [2] (0:14.98)	2:00.09 [12] (0:11.96)	1:48.13 [13] (0:12.55)	1:35.58 [13] (0:12.05)	1:23.53 [14] (0:12.28)	1:11.25 [15] (0:12.13)	0:59.12 [14] (0:12.13)	0:35.27	+6
3	4 BOIS D'ARGENT Blake Shinn	4	64.7 800m	0:11.53 800m	2:15.31 [3] (0:14.66)	2:00.65 [6] (0:11.64)	1:49.01 [5] (0:12.36)	1:36.65 [5] (0:12.12)	1:24.53 [6] (0:12.30)	1:12.23 [7] (0:12.22)	1:00.01 [7] (0:12.19)	0:36.29	-5
4	8 VOW AND DECLARE Billy Egan	2	62.9 600m	0:11.61 600m	2:15.36 [4] (0:14.32)	2:01.04 [1] (0:11.90)	1:49.14 [4] (0:12.45)	1:36.69 [6] (0:12.21)	1:24.48 [7] (0:12.16)	1:12.32 [6] (0:12.18)	1:00.14 [6] (0:12.43)	0:35.76	-7
5	5 KOVALICA James Orman	12	66.4 400m	0:11.35 400m	2:15.41 [5] (0:15.17)	2:00.24 [15] (0:11.56)	1:48.68 [10] (0:12.55)	1:36.13 [12] (0:12.25)	1:23.88 [13] (0:12.18)	1:11.70 [13] (0:12.10)	0:59.60 [13] (0:12.23)	0:35.50	+1
6	9 YOUNG WERTHER Michael Dee	14	64.7 600m	0:11.58 600m	2:15.46 [6] (0:14.97)	2:00.49 [11] (0:12.12)	1:48.37 [14] (0:12.59)	1:35.78 [15] (0:11.77)	1:24.01 [12] (0:12.08)	1:11.93 [11] (0:12.13)	0:59.80 [11] (0:12.23)	0:35.89	+11
7	10 SPIRIT RIDGE Ryan Maloney	16	65.1 Overall	0:11.44 600m	2:15.49 [7] (0:14.42)	2:01.07 [3] (0:11.53)	1:49.54 [1] (0:12.26)	1:37.28 [1] (0:12.25)	1:25.03 [2] (0:12.08)	1:12.95 [2] (0:12.29)	1:00.66 [3] (0:12.57)	0:36.09	-4
8	18 AMOKURA Mark Zahra	18	65.7 600m	0:11.42 600m	2:15.59 [8] (0:16.10)	1:59.49 [18] (0:11.86)	1:47.63 [18] (0:12.02)	1:35.61 [18] (0:12.11)	1:23.50 [18] (0:11.80)	1:11.70 [17] (0:12.43)	0:59.27 [18] (0:12.09)	0:35.46	+6
9	1 NUMERIAN Jamie Mott	10	64.9 2000m	0:11.49 600m	2:15.73 [9] (0:14.47)	2:01.26 [4] (0:11.68)	1:49.58 [3] (0:12.34)	1:37.24 [3] (0:12.13)	1:25.11 [3] (0:12.25)	1:12.86 [5] (0:12.18)	1:00.68 [5] (0:12.37)	0:36.47	+8
10	6 ADELAIDE RIVER James McDonald	6	63.8 600m	0:11.52 600m	2:15.82 [10] (0:14.74)	2:01.08 [8] (0:11.83)	1:49.25 [9] (0:12.28)	1:36.97 [7] (0:11.84)	1:25.13 [5] (0:11.67)	1:13.46 [1] (0:12.08)	1:01.38 [1] (0:12.58)	0:36.86	-1



# Eagle Farm QLD Professional

## Race 9: HKJC WORLD POOL Q22 - 2200m

15 June 2024 - 16:33



BRISBANE  
RACING CLUB

Track Rating: Good 3, Weather: Fine, Rail Position: +4.5m Entire

Section		Overall	2000m	1800m	1600m	1400m	1200m	1000m	Last 600m					
Field Times		2:14.41 (0:14.32)	2:00.09 (0:11.63)	1:48.46 (0:12.26)	1:36.20 (0:12.19)	1:24.01 (0:11.96)	1:12.05 (0:12.08)	0:59.97 (0:12.58)	0:35.45					
Rank	TAB Horse/Jockey	Barrier	Top Speed [km/h]	Fastest Section										Distance Travelled [m]
11	3 LIGHT INFANTRY MAN Craig Williams	5	63.1 600m	0:11.60 600m	2:15.82 [11] (0:14.36)	2:01.46 [2] (0:11.65)	1:49.81 [2] (0:12.43)	1:37.38 [2] (0:12.20)	1:25.18 [4] (0:12.09)	1:13.09 [4] (0:12.21)	1:00.88 [4] (0:12.52)	0:36.36	-7	
12	13 HEZASHOCKA Chad Schofield	1	63.4 600m	0:11.57 600m	2:15.87 [12] (0:14.72)	2:01.15 [7] (0:11.75)	1:49.40 [7] (0:12.47)	1:36.93 [9] (0:12.26)	1:24.67 [10] (0:12.16)	1:12.51 [10] (0:12.13)	1:00.38 [9] (0:12.31)	0:36.17	-4	
13	11 EL BODEGON Jason Collett	13	64.2 600m	0:11.55 600m	2:15.89 [13] (0:15.08)	2:00.81 [14] (0:12.10)	1:48.71 [16] (0:12.58)	1:36.13 [16] (0:12.06)	1:24.07 [16] (0:11.99)	1:12.08 [14] (0:12.31)	0:59.77 [17] (0:12.26)	0:35.83	+3	
14	14 NAVAL COLLEGE Tom Sherry	7	64.6 600m	0:11.52 600m	2:16.00 [14] (0:14.51)	2:01.49 [5] (0:11.88)	1:49.61 [6] (0:12.21)	1:37.40 [4] (0:11.80)	1:25.60 [1] (0:12.24)	1:13.36 [3] (0:12.13)	1:01.23 [2] (0:12.50)	0:36.64	+1	
15	2 HUETOR Tommy Berry	17	63.5 400m	0:11.57 600m	2:16.10 [15] (0:15.72)	2:00.38 [17] (0:12.03)	1:48.35 [17] (0:12.15)	1:36.20 [17] (0:12.14)	1:24.06 [17] (0:11.95)	1:12.11 [18] (0:12.06)	1:00.05 [16] (0:12.12)	0:36.10	-7	
16	16 CONVERGE Tim Clark	8	64.6 600m	0:11.45 600m	2:16.36 [16] (0:15.05)	2:01.31 [13] (0:11.73)	1:49.58 [12] (0:12.40)	1:37.18 [11] (0:12.12)	1:25.06 [11] (0:12.26)	1:12.80 [12] (0:12.17)	1:00.63 [12] (0:12.21)	0:36.66	+2	
17	7 LE DON DE VIE Vlad Duric	15	63.6 600m	0:11.58 600m	2:16.66 [17] (0:15.34)	2:01.32 [16] (0:11.77)	1:49.55 [15] (0:12.48)	1:37.07 [14] (0:12.11)	1:24.96 [15] (0:12.16)	1:12.80 [16] (0:12.12)	1:00.68 [15] (0:12.13)	0:36.74	-4	
18	12 CLEVELAND Dylan Gibbons	11	64.5 800m	0:11.66 800m	2:17.33 [18] (0:14.84)	2:02.49 [10] (0:11.92)	1:50.57 [11] (0:12.38)	1:38.19 [10] (0:12.01)	1:26.18 [9] (0:12.15)	1:14.03 [8] (0:12.15)	1:01.88 [8] (0:12.21)	0:38.01	+6	

[ ] Ranking at each section and finish  
 -:-:- No data available at this section  
 NA No data available

SCN Saddle cloth number  
 DNF Did not finish  
 DNT Did not track



# Eagle Farm QLD Professional

## Race 9: HKJC WORLD POOL Q22 - 2200m

15 June 2024 - 16:33



BRISBANE  
RACING CLUB

Track Rating: Good 3, Weather: Fine, Rail Position: +4.5m Entire

Section										Last 600m	
Field Times		800m	600m	400m	200m						
		0:47.39 (0:11.94)	0:35.45 (0:11.52)	0:23.93 (0:11.58)	0:12.35 (0:12.35)						0:35.45
Rank	TAB Horse/Jockey	Barrier	Top Speed [km/h]	Fastest Section					Margin	Distance Travelled [m]	
1	15 FAWKNER PARK Tyler Schiller	3	67.0 400m	0:11.21 400m	0:46.68 [9] (0:11.68)	0:35.00 [7] (0:11.44)	0:23.56 [5] (0:11.21)	0:12.35 [1] (0:12.35)	2:14.41	0:35.00	
2	17 KNIGHT'S CHOICE Robbie Dolan	9	65.6 600m	0:11.38 600m	0:46.99 [14] (0:11.72)	0:35.27 [13] (0:11.38)	0:23.89 [10] (0:11.51)	0:12.38 [5] (0:12.38)	3.87L	0:35.27 +6	
3	4 BOIS D'ARGENT Blake Shinn	4	64.7 800m	0:11.53 800m	0:47.82 [6] (0:11.53)	0:36.29 [2] (0:11.53)	0:24.76 [2] (0:11.85)	0:12.91 [2] (0:12.91)	5.3L	0:36.29 -5	
4	8 VOW AND DECLARE Billy Egan	2	62.9 600m	0:11.61 600m	0:47.71 [7] (0:11.95)	0:35.76 [10] (0:11.61)	0:24.15 [11] (0:11.63)	0:12.52 [8] (0:12.52)	5.59L	0:35.76 -7	
5	5 KOVALICA James Orman	12	66.4 400m	0:11.35 400m	0:47.37 [13] (0:11.87)	0:35.50 [14] (0:11.59)	0:23.91 [15] (0:11.35)	0:12.56 [9] (0:12.56)	5.86L	0:35.50 +1	
6	9 YOUNG WERTHER Michael Dee	14	64.7 600m	0:11.58 600m	0:47.57 [11] (0:11.68)	0:35.89 [9] (0:11.58)	0:24.31 [8] (0:11.64)	0:12.67 [7] (0:12.67)	6.15L	0:35.89 +11	
7	10 SPIRIT RIDGE Ryan Maloney	16	65.1 Overall	0:11.44 600m	0:48.09 [3] (0:12.00)	0:36.09 [6] (0:11.44)	0:24.65 [4] (0:11.90)	0:12.75 [6] (0:12.75)	6.33L	0:36.09 -4	
8	18 AMOKURA Mark Zahra	18	65.7 600m	0:11.42 600m	0:47.18 [18] (0:11.72)	0:35.46 [18] (0:11.42)	0:24.04 [16] (0:11.47)	0:12.57 [12] (0:12.57)	6.96L	0:35.46 +6	
9	1 NUMERIAN Jamie Mott	10	64.9 2000m	0:11.49 600m	0:48.31 [4] (0:11.84)	0:36.47 [3] (0:11.49)	0:24.98 [3] (0:11.83)	0:13.15 [4] (0:13.15)	7.77L	0:36.47 +8	
10	6 ADELAIDE RIVER James McDonald	6	63.8 600m	0:11.52 600m	0:48.80 [1] (0:11.94)	0:36.86 [1] (0:11.52)	0:25.34 [1] (0:12.10)	0:13.24 [3] (0:13.24)	8.27L	0:36.86 -1	





# Eagle Farm QLD Professional

## Race 9: HKJC WORLD POOL Q22 - 2200m

15 June 2024 - 16:33



BRISBANE  
RACING CLUB

Track Rating: Good 3, Weather: Fine, Rail Position: +4.5m Entire

Section										Last 600m			
Field Times										0:35.45			
		800m				600m				400m		200m	
		0:47.39				0:35.45				0:23.93		0:12.35	
		(0:11.94)				(0:11.52)				(0:11.58)		(0:12.35)	
Rank	TAB	Horse/Jockey	Barrier	Top Speed [km/h]	Fastest Section	Margin						Distance Travelled [m]	
11	3	LIGHT INFANTRY MAN	5	63.1	0:11.60	0:48.36 [5]	0:36.36 [8]	0:24.76 [7]	0:12.73 [14]	8.3L	0:36.36	-7	
		Craig Williams		600m	600m	(0:12.00)	(0:11.60)	(0:12.03)	(0:12.73)				
12	13	HEZASHOCKA	1	63.4	0:11.57	0:48.07 [10]	0:36.17 [12]	0:24.60 [13]	0:12.79 [13]	8.61L	0:36.17	-4	
		Chad Schofield		600m	600m	(0:11.90)	(0:11.57)	(0:11.81)	(0:12.79)				
13	11	EL BODEGON	13	64.2	0:11.55	0:47.51 [17]	0:35.83 [17]	0:24.28 [18]	0:12.64 [16]	8.71L	0:35.83	+3	
		Jason Collett		600m	600m	(0:11.68)	(0:11.55)	(0:11.64)	(0:12.64)				
14	14	NAVAL COLLEGE	7	64.6	0:11.52	0:48.73 [2]	0:36.64 [5]	0:25.12 [6]	0:13.15 [9]	9.36L	0:36.64	+1	
		Tom Sherry		600m	600m	(0:12.09)	(0:11.52)	(0:11.97)	(0:13.15)				
15	2	HUETOR	17	63.5	0:11.57	0:47.93 [16]	0:36.10 [16]	0:24.53 [17]	0:12.86 [15]	9.95L	0:36.10	-7	
		Tommy Berry		400m	600m	(0:11.83)	(0:11.57)	(0:11.67)	(0:12.86)				
16	16	CONVERGE	8	64.6	0:11.45	0:48.42 [12]	0:36.66 [11]	0:25.21 [9]	0:13.41 [11]	11.48L	0:36.66	+2	
		Tim Clark		600m	600m	(0:11.76)	(0:11.45)	(0:11.80)	(0:13.41)				
17	7	LE DON DE VIE	15	63.6	0:11.58	0:48.55 [15]	0:36.74 [15]	0:25.16 [14]	0:13.25 [17]	13.23L	0:36.74	-4	
		Vlad Duric		600m	600m	(0:11.81)	(0:11.58)	(0:11.91)	(0:13.25)				
18	12	CLEVELAND	11	64.5	0:11.66	0:49.67 [8]	0:38.01 [4]	0:26.12 [12]	0:13.89 [18]	17.2L	0:38.01	+6	
		Dylan Gibbons		800m	800m	(0:11.66)	(0:11.89)	(0:12.23)	(0:13.89)				

[ ] Ranking at each section and finish  
 -:-:- No data available at this section  
 NA No data available

SCN Saddle cloth number  
 DNF Did not finish  
 DNT Did not track



Horse/Jockey Name	Fawkner Park
Final Rank	1
Fastest Section Time (Section)	0:11.21 (400m)
Top Speed [km/h] (Section)	67.0 (400m)
Race State	Finished



Eagle Farm QLD Professional  
Race 9: HKJC WORLD POOL Q22 - 2200m

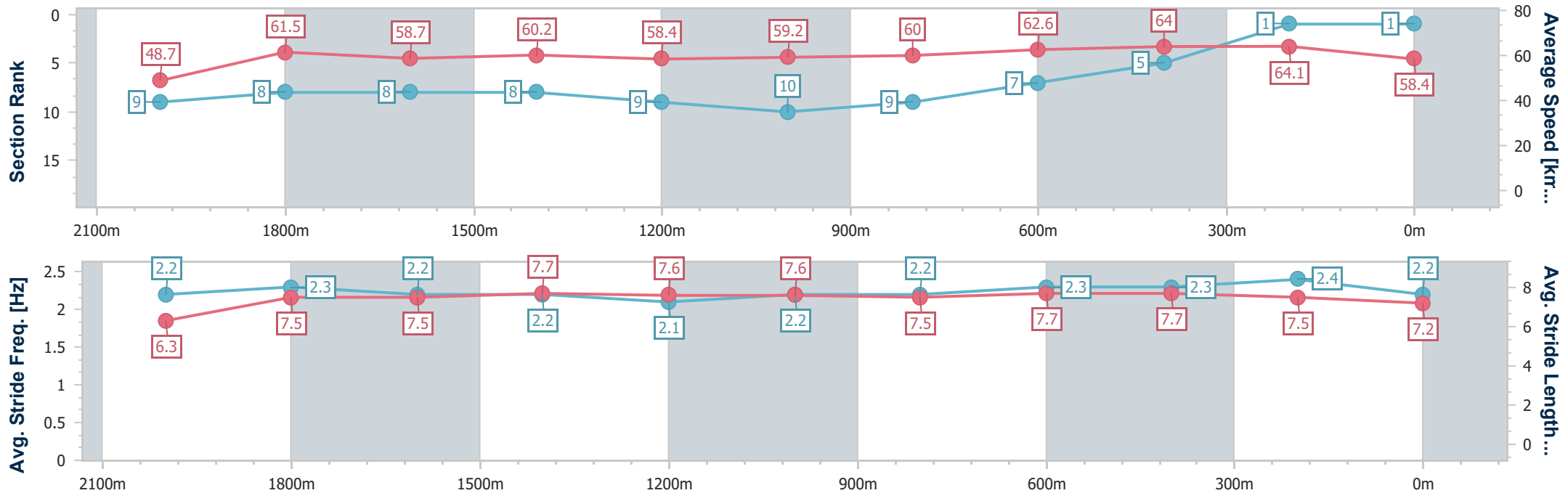
15 June 2024 - 16:33

Track Rating: Good 3, Weather: Fine, Rail Position: +4.5m Entire



BRISBANE RACING CLUB

Section	Overall	2000m	1800m	1600m	1400m	1200m	1000m	800m	600m	400m	200m
Section Times	2:14.41 [1] (0:14.77)	1:59.64 [9] (0:11.77)	1:47.87 [8] (0:12.36)	1:35.51 [8] (0:12.07)	1:23.44 [8] (0:12.36)	1:11.08 [9] (0:12.19)	0:58.89 [10] (0:12.21)	0:46.68 [9] (0:11.68)	0:35.00 [7] (0:11.44)	0:23.56 [5] (0:11.21)	0:12.35 [1] (0:12.35)
Average Speed [km/h]	48.7	61.5	58.7	60.2	58.4	59.2	60.0	62.6	64.0	64.1	58.4
Top Speed [km/h]	61.7	62.3	60.3	61.1	59.7	59.9	61.7	63.6	65.1	67.0	61.9
Avg. Dist. to Rail [m]	1.9	0.6	1.9	3.1	3.4	3.6	3.5	3.2	3.1	9.1	10.5
Avg. Stride Freq. [Hz]	2.2	2.3	2.2	2.2	2.1	2.2	2.2	2.3	2.3	2.4	2.2
Avg. Stride Length [m]	6.3	7.5	7.5	7.7	7.6	7.6	7.5	7.7	7.7	7.5	7.2



- [ ] Ranking at each section and finish
- .-.- No data available at this section
- NA No data available



Horse/Jockey Name	Knight's Choice
Final Rank	2
Fastest Section Time (Section)	0:11.38 (600m)
Top Speed [km/h] (Section)	65.6 (600m)
Race State	Finished

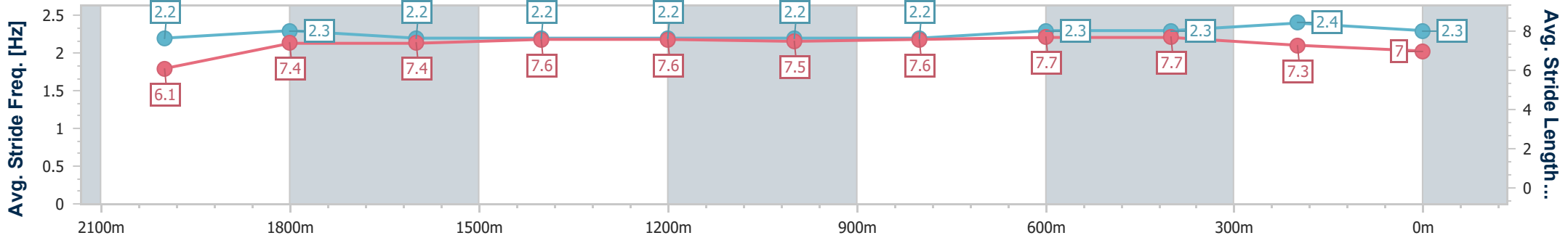
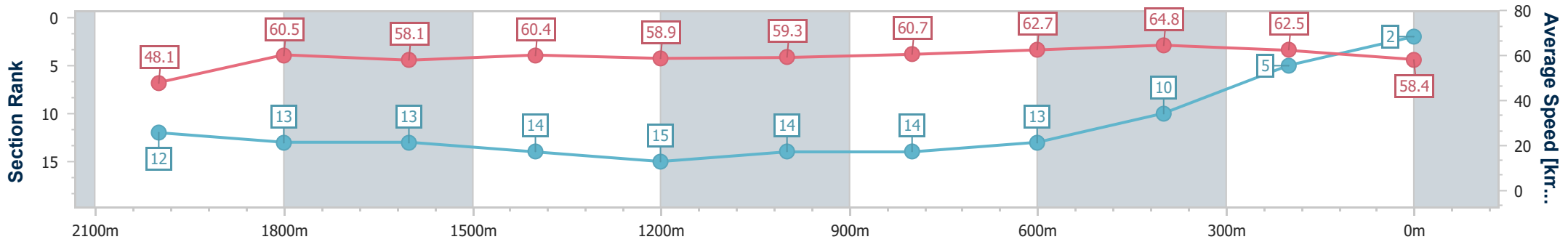


Eagle Farm QLD Professional  
 Race 9: HKJC WORLD POOL Q22 - 2200m  
 15 June 2024 - 16:33  
 Track Rating: Good 3, Weather: Fine, Rail Position: +4.5m Entire



BRISBANE  
RACING CLUB

Section	Overall	2000m	1800m	1600m	1400m	1200m	1000m	800m	600m	400m	200m
Section Times	2:15.07 [2] (0:14.98)	2:00.09 [12] (0:11.96)	1:48.13 [13] (0:12.55)	1:35.58 [13] (0:12.05)	1:23.53 [14] (0:12.28)	1:11.25 [15] (0:12.13)	0:59.12 [14] (0:12.13)	0:46.99 [14] (0:11.72)	0:35.27 [13] (0:11.38)	0:23.89 [10] (0:11.51)	0:12.38 [5] (0:12.38)
Average Speed [km/h]	48.1	60.5	58.1	60.4	58.9	59.3	60.7	62.7	64.8	62.5	58.4
Top Speed [km/h]	62.4	61.5	60.0	62.1	62.1	61.7	62.7	64.6	65.6	63.7	60.5
Avg. Dist. to Rail [m]	5.2	1.0	2.6	3.2	3.4	3.7	4.2	4.9	4.4	9.5	10.3
Avg. Stride Freq. [Hz]	2.2	2.3	2.2	2.2	2.2	2.2	2.2	2.3	2.3	2.4	2.3
Avg. Stride Length [m]	6.1	7.4	7.4	7.6	7.6	7.5	7.6	7.7	7.7	7.3	7.0



- [ ] Ranking at each section and finish
- .-.- No data available at this section
- NA No data available



Horse/Jockey Name	Bois D'argent
Final Rank	3
Fastest Section Time (Section)	0:11.53 (800m)
Top Speed [km/h] (Section)	64.7 (800m)
Race State	Finished

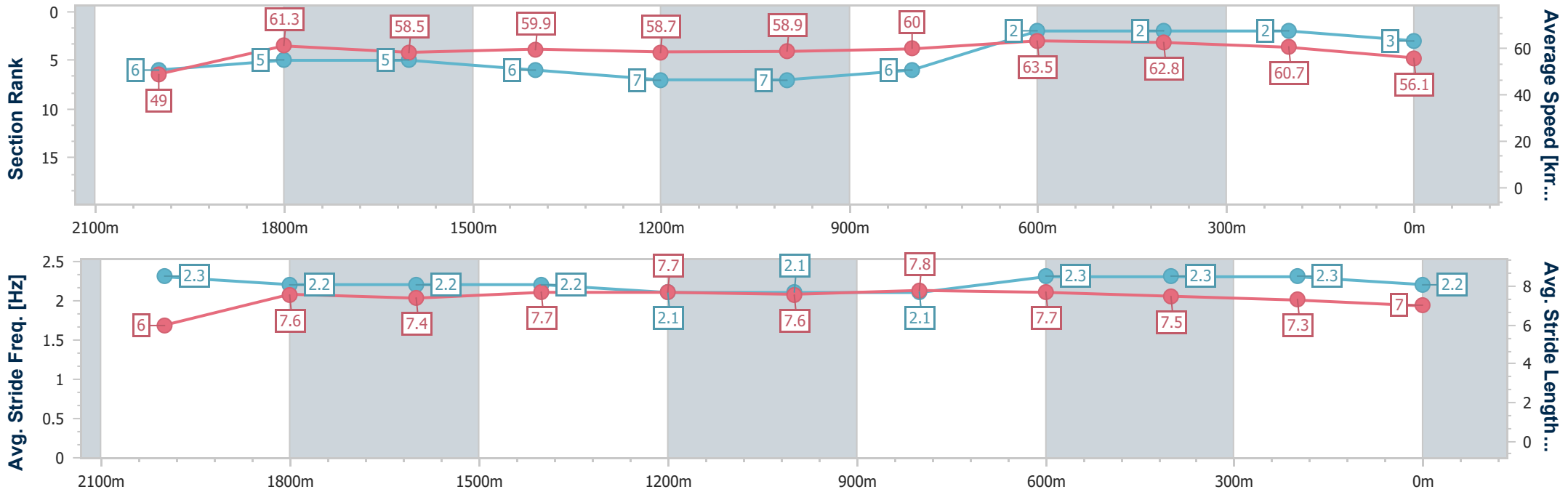


Eagle Farm QLD Professional  
 Race 9: HKJC WORLD POOL Q22 - 2200m  
 15 June 2024 - 16:33  
 Track Rating: Good 3, Weather: Fine, Rail Position: +4.5m Entire



BRISBANE  
RACING CLUB

Section	Overall	2000m	1800m	1600m	1400m	1200m	1000m	800m	600m	400m	200m
Section Times	2:15.31 [3] (0:14.66)	2:00.65 [6] (0:11.64)	1:49.01 [5] (0:12.36)	1:36.65 [5] (0:12.12)	1:24.53 [6] (0:12.30)	1:12.23 [7] (0:12.22)	1:00.01 [7] (0:12.19)	0:47.82 [6] (0:11.53)	0:36.29 [2] (0:11.53)	0:24.76 [2] (0:11.85)	0:12.91 [2] (0:12.91)
Average Speed [km/h]	49.0	61.3	58.5	59.9	58.7	58.9	60.0	63.5	62.8	60.7	56.1
Top Speed [km/h]	62.6	63.5	59.4	60.6	59.8	59.4	61.8	64.7	63.5	62.9	57.5
Avg. Dist. to Rail [m]	1.4	1.7	1.0	2.1	2.7	3.6	3.3	3.1	1.3	6.8	6.7
Avg. Stride Freq. [Hz]	2.3	2.2	2.2	2.2	2.1	2.1	2.1	2.3	2.3	2.3	2.2
Avg. Stride Length [m]	6.0	7.6	7.4	7.7	7.7	7.6	7.8	7.7	7.5	7.3	7.0



- [ ] Ranking at each section and finish
- .-.- No data available at this section
- NA No data available



Horse/Jockey Name	Vow And Declare
Final Rank	4
Fastest Section Time (Section)	0:11.61 (600m)
Top Speed [km/h] (Section)	62.9 (600m)
Race State	Finished



Eagle Farm QLD Professional  
Race 9: HKJC WORLD POOL Q22 - 2200m

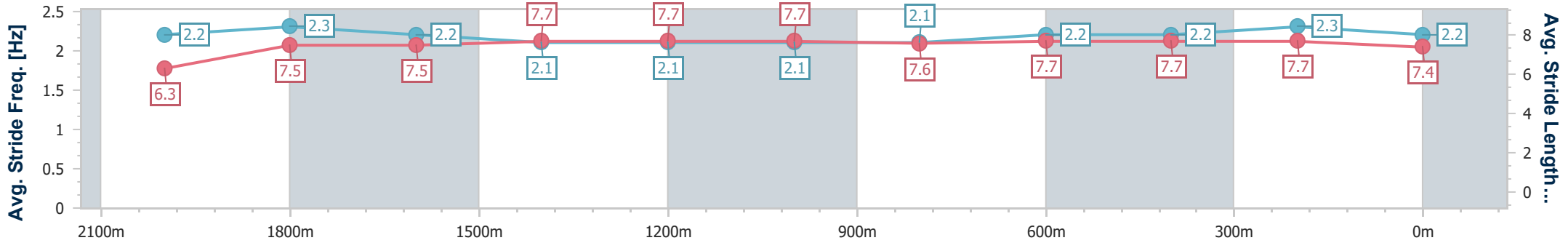
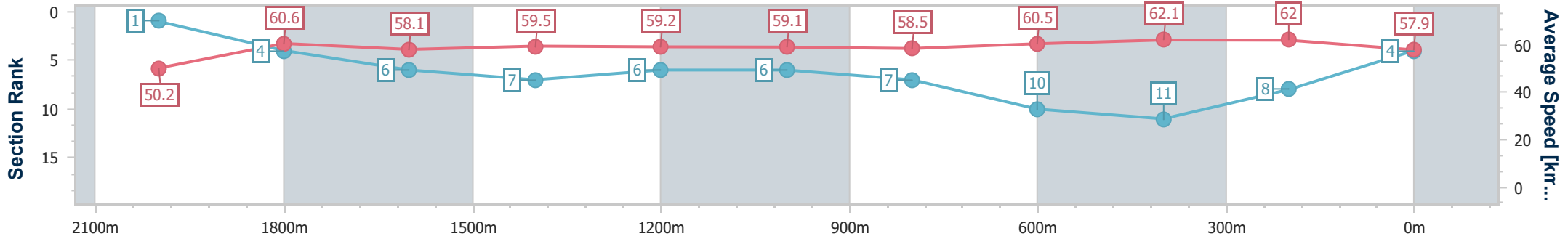
15 June 2024 - 16:33

Track Rating: Good 3, Weather: Fine, Rail Position: +4.5m Entire



BRISBANE RACING CLUB

Section	Overall	2000m	1800m	1600m	1400m	1200m	1000m	800m	600m	400m	200m
Section Times	2:15.36 [4] (0:14.32)	2:01.04 [1] (0:11.90)	1:49.14 [4] (0:12.45)	1:36.69 [6] (0:12.21)	1:24.48 [7] (0:12.16)	1:12.32 [6] (0:12.18)	1:00.14 [6] (0:12.43)	0:47.71 [7] (0:11.95)	0:35.76 [10] (0:11.61)	0:24.15 [11] (0:11.63)	0:12.52 [8] (0:12.52)
Average Speed [km/h]	50.2	60.6	58.1	59.5	59.2	59.1	58.5	60.5	62.1	62.0	57.9
Top Speed [km/h]	61.3	61.6	59.0	60.8	60.8	60.2	59.5	62.4	62.9	62.8	60.8
Avg. Dist. to Rail [m]	1.3	0.6	1.3	1.8	1.8	2.0	1.9	1.0	0.6	2.0	0.8
Avg. Stride Freq. [Hz]	2.2	2.3	2.2	2.1	2.1	2.1	2.1	2.2	2.2	2.3	2.2
Avg. Stride Length [m]	6.3	7.5	7.5	7.7	7.7	7.7	7.6	7.7	7.7	7.7	7.4



- [ ] Ranking at each section and finish
- .-.- No data available at this section
- NA No data available



Horse/Jockey Name	Kovalica
Final Rank	5
Fastest Section Time (Section)	0:11.35 (400m)
Top Speed [km/h] (Section)	66.4 (400m)
Race State	Finished



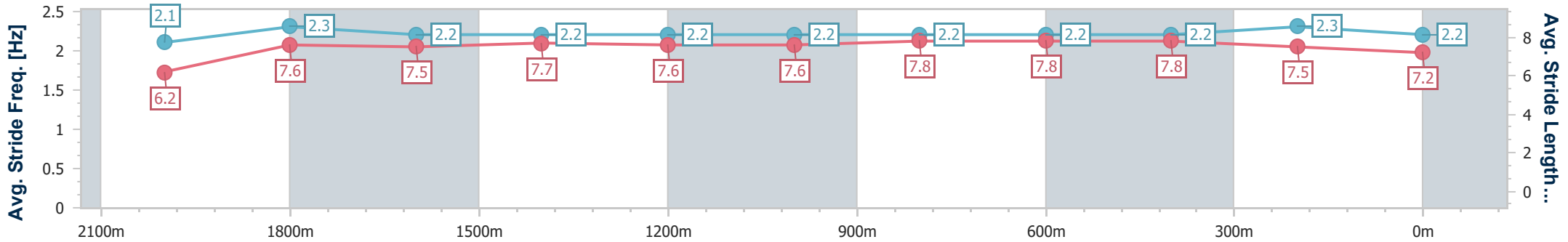
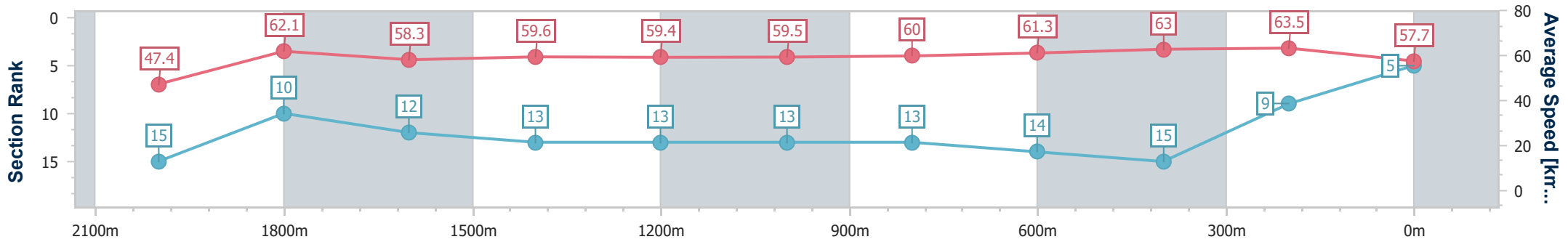
Eagle Farm QLD Professional  
Race 9: HKJC WORLD POOL Q22 - 2200m



15 June 2024 - 16:33  
Track Rating: Good 3, Weather: Fine, Rail Position: +4.5m Entire

BRISBANE RACING CLUB

Section	Overall	2000m	1800m	1600m	1400m	1200m	1000m	800m	600m	400m	200m
Section Times	2:15.41 [5] (0:15.17)	2:00.24 [15] (0:11.56)	1:48.68 [10] (0:12.55)	1:36.13 [12] (0:12.25)	1:23.88 [13] (0:12.18)	1:11.70 [13] (0:12.10)	0:59.60 [13] (0:12.23)	0:47.37 [13] (0:11.87)	0:35.50 [14] (0:11.59)	0:23.91 [15] (0:11.35)	0:12.56 [9] (0:12.56)
Average Speed [km/h]	47.4	62.1	58.3	59.6	59.4	59.5	60.0	61.3	63.0	63.5	57.7
Top Speed [km/h]	62.9	62.8	60.4	61.4	61.7	60.3	61.2	64.2	65.0	66.4	60.7
Avg. Dist. to Rail [m]	5.5	1.2	3.2	4.8	3.8	3.4	3.3	2.6	3.2	6.7	5.7
Avg. Stride Freq. [Hz]	2.1	2.3	2.2	2.2	2.2	2.2	2.2	2.2	2.2	2.3	2.2
Avg. Stride Length [m]	6.2	7.6	7.5	7.7	7.6	7.6	7.8	7.8	7.8	7.5	7.2



- [ ] Ranking at each section and finish
- .-.- No data available at this section
- NA No data available



Horse/Jockey Name	Young Werther
Final Rank	6
Fastest Section Time (Section)	0:11.58 (600m)
Top Speed [km/h] (Section)	64.7 (600m)
Race State	Finished

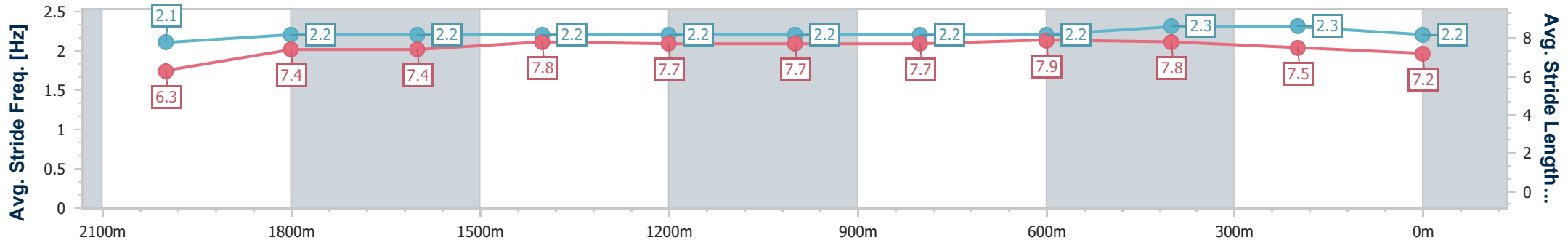
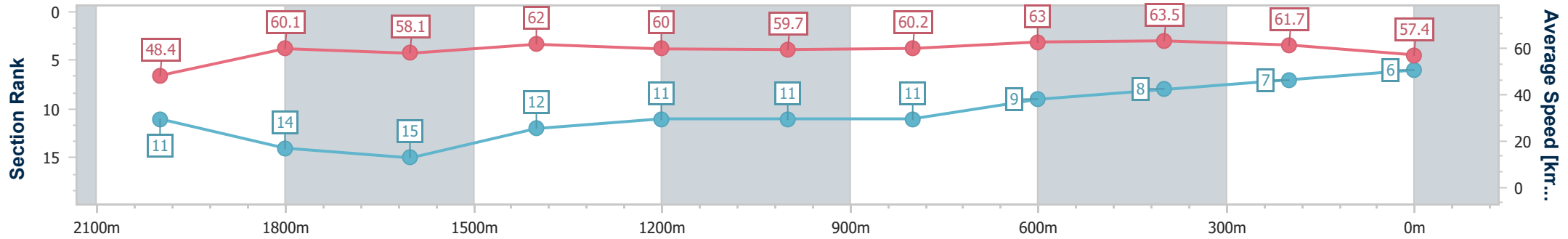


Eagle Farm QLD Professional  
 Race 9: HKJC WORLD POOL Q22 - 2200m  
 15 June 2024 - 16:33  
 Track Rating: Good 3, Weather: Fine, Rail Position: +4.5m Entire



BRISBANE  
RACING CLUB

Section	Overall	2000m	1800m	1600m	1400m	1200m	1000m	800m	600m	400m	200m
Section Times	2:15.46 [6] (0:14.97)	2:00.49 [11] (0:12.12)	1:48.37 [14] (0:12.59)	1:35.78 [15] (0:11.77)	1:24.01 [12] (0:12.08)	1:11.93 [11] (0:12.13)	0:59.80 [11] (0:12.23)	0:47.57 [11] (0:11.68)	0:35.89 [9] (0:11.58)	0:24.31 [8] (0:11.64)	0:12.67 [7] (0:12.67)
Average Speed [km/h]	48.4	60.1	58.1	62.0	60.0	59.7	60.2	63.0	63.5	61.7	57.4
Top Speed [km/h]	60.9	60.6	59.9	63.8	63.2	60.5	61.3	64.3	64.7	63.0	60.4
Avg. Dist. to Rail [m]	8.7	1.8	3.0	4.5	5.2	5.3	5.1	4.4	4.4	10.7	10.7
Avg. Stride Freq. [Hz]	2.1	2.2	2.2	2.2	2.2	2.2	2.2	2.2	2.3	2.3	2.2
Avg. Stride Length [m]	6.3	7.4	7.4	7.8	7.7	7.7	7.7	7.9	7.8	7.5	7.2



- [ ] Ranking at each section and finish
- .-.- No data available at this section
- NA No data available



Horse/Jockey Name	Spirit Ridge
Final Rank	7
Fastest Section Time (Section)	0:11.44 (600m)
Top Speed [km/h] (Section)	65.1 (Overall)
Race State	Finished



Eagle Farm QLD Professional  
Race 9: HKJC WORLD POOL Q22 - 2200m

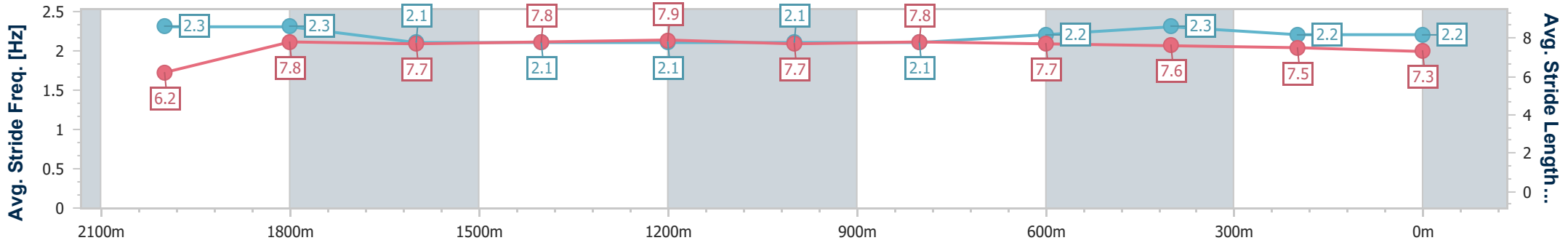
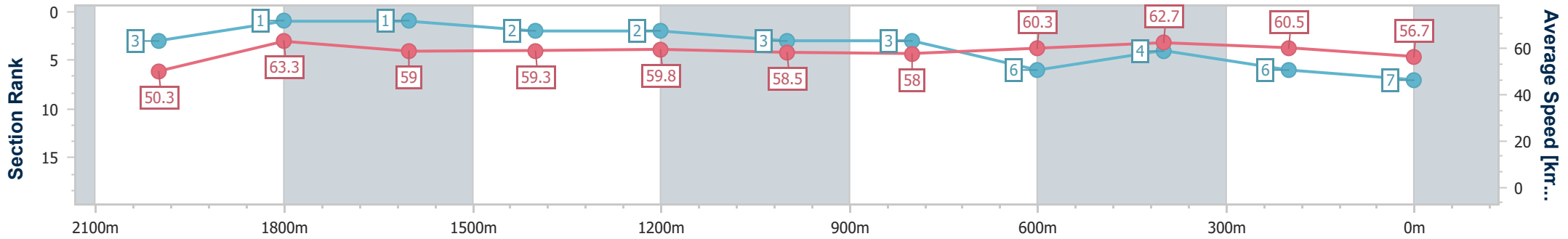
15 June 2024 - 16:33

Track Rating: Good 3, Weather: Fine, Rail Position: +4.5m Entire



BRISBANE RACING CLUB

Section	Overall	2000m	1800m	1600m	1400m	1200m	1000m	800m	600m	400m	200m
Section Times	2:15.49 [7] (0:14.42)	2:01.07 [3] (0:11.53)	1:49.54 [1] (0:12.26)	1:37.28 [1] (0:12.25)	1:25.03 [2] (0:12.08)	1:12.95 [2] (0:12.29)	1:00.66 [3] (0:12.57)	0:48.09 [3] (0:12.00)	0:36.09 [6] (0:11.44)	0:24.65 [4] (0:11.90)	0:12.75 [6] (0:12.75)
Average Speed [km/h]	50.3	63.3	59.0	59.3	59.8	58.5	58.0	60.3	62.7	60.5	56.7
Top Speed [km/h]	65.1	65.0	60.8	61.1	61.0	59.6	58.7	63.6	63.7	62.7	59.6
Avg. Dist. to Rail [m]	10.2	2.3	1.3	2.3	2.3	2.9	1.9	1.4	0.7	3.5	3.8
Avg. Stride Freq. [Hz]	2.3	2.3	2.1	2.1	2.1	2.1	2.1	2.2	2.3	2.2	2.2
Avg. Stride Length [m]	6.2	7.8	7.7	7.8	7.9	7.7	7.8	7.7	7.6	7.5	7.3



- [ ] Ranking at each section and finish
- .-.- No data available at this section
- NA No data available





Horse/Jockey Name	Amokura
Final Rank	8
Fastest Section Time (Section)	0:11.42 (600m)
Top Speed [km/h] (Section)	65.7 (600m)
Race State	Finished

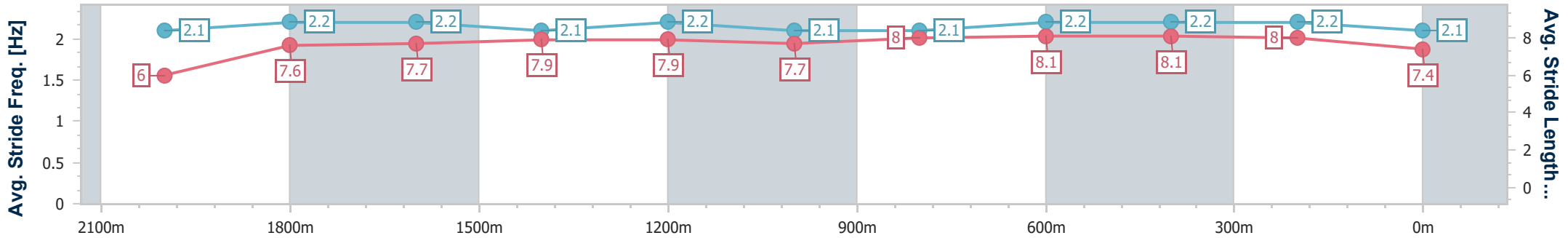
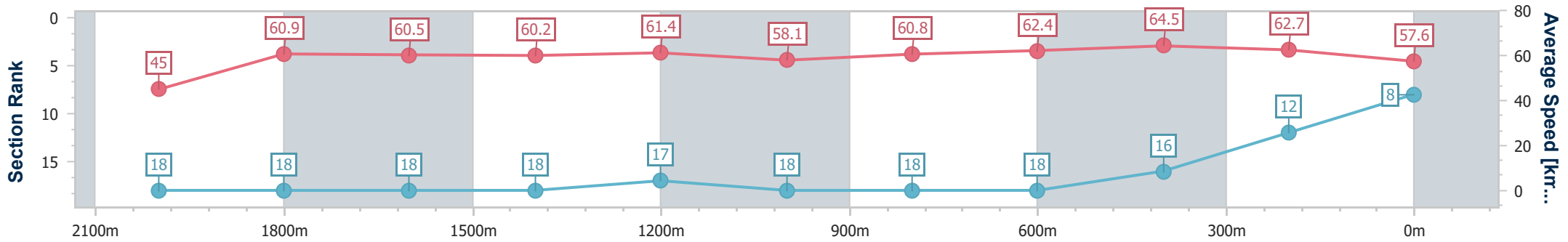


Eagle Farm QLD Professional  
 Race 9: HKJC WORLD POOL Q22 - 2200m  
 15 June 2024 - 16:33  
 Track Rating: Good 3, Weather: Fine, Rail Position: +4.5m Entire



BRISBANE  
RACING CLUB

Section	Overall	2000m	1800m	1600m	1400m	1200m	1000m	800m	600m	400m	200m
Section Times	2:15.59 [8] (0:16.10)	1:59.49 [18] (0:11.86)	1:47.63 [18] (0:12.02)	1:35.61 [18] (0:12.11)	1:23.50 [18] (0:11.80)	1:11.70 [17] (0:12.43)	0:59.27 [18] (0:12.09)	0:47.18 [18] (0:11.72)	0:35.46 [18] (0:11.42)	0:24.04 [16] (0:11.47)	0:12.57 [12] (0:12.57)
Average Speed [km/h]	45.0	60.9	60.5	60.2	61.4	58.1	60.8	62.4	64.5	62.7	57.6
Top Speed [km/h]	61.2	62.0	62.9	61.7	64.1	59.8	63.5	63.6	65.7	65.6	60.6
Avg. Dist. to Rail [m]	8.3	0.8	2.3	3.7	5.3	6.5	4.2	3.9	4.1	11.3	11.5
Avg. Stride Freq. [Hz]	2.1	2.2	2.2	2.1	2.2	2.1	2.1	2.2	2.2	2.2	2.1
Avg. Stride Length [m]	6.0	7.6	7.7	7.9	7.9	7.7	8.0	8.1	8.1	8.0	7.4



- [ ] Ranking at each section and finish
- .-.- No data available at this section
- NA No data available



Horse/Jockey Name	Numerian
Final Rank	9
Fastest Section Time (Section)	0:11.49 (600m)
Top Speed [km/h] (Section)	64.9 (2000m)
Race State	Finished



Eagle Farm QLD Professional  
Race 9: HKJC WORLD POOL Q22 - 2200m

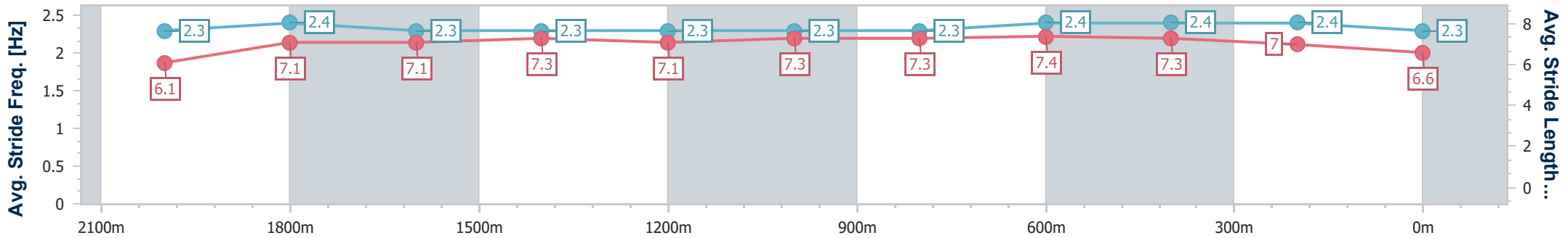
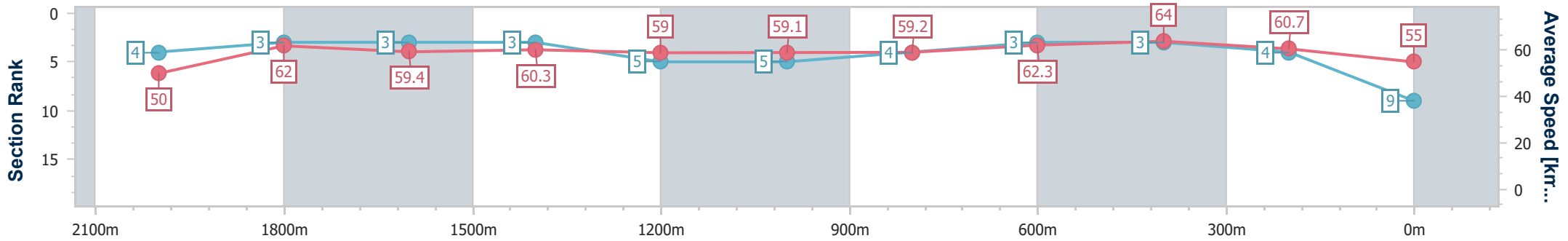
15 June 2024 - 16:33

Track Rating: Good 3, Weather: Fine, Rail Position: +4.5m Entire



BRISBANE RACING CLUB

Section	Overall	2000m	1800m	1600m	1400m	1200m	1000m	800m	600m	400m	200m
Section Times	2:15.73 [9] (0:14.47)	2:01.26 [4] (0:11.68)	1:49.58 [3] (0:12.34)	1:37.24 [3] (0:12.13)	1:25.11 [3] (0:12.25)	1:12.86 [5] (0:12.18)	1:00.68 [5] (0:12.37)	0:48.31 [4] (0:11.84)	0:36.47 [3] (0:11.49)	0:24.98 [3] (0:11.83)	0:13.15 [4] (0:13.15)
Average Speed [km/h]	50.0	62.0	59.4	60.3	59.0	59.1	59.2	62.3	64.0	60.7	55.0
Top Speed [km/h]	63.8	64.9	60.2	61.0	60.2	59.7	60.4	64.3	64.8	62.7	58.3
Avg. Dist. to Rail [m]	5.3	1.6	3.3	4.2	4.1	3.8	3.7	4.8	4.1	9.0	8.7
Avg. Stride Freq. [Hz]	2.3	2.4	2.3	2.3	2.3	2.3	2.3	2.4	2.4	2.4	2.3
Avg. Stride Length [m]	6.1	7.1	7.1	7.3	7.1	7.3	7.3	7.4	7.3	7.0	6.6



- [ ] Ranking at each section and finish
- .-.- No data available at this section
- NA No data available



Horse/Jockey Name	Adelaide River
Final Rank	10
Fastest Section Time (Section)	0:11.52 (600m)
Top Speed [km/h] (Section)	63.8 (600m)
Race State	Finished

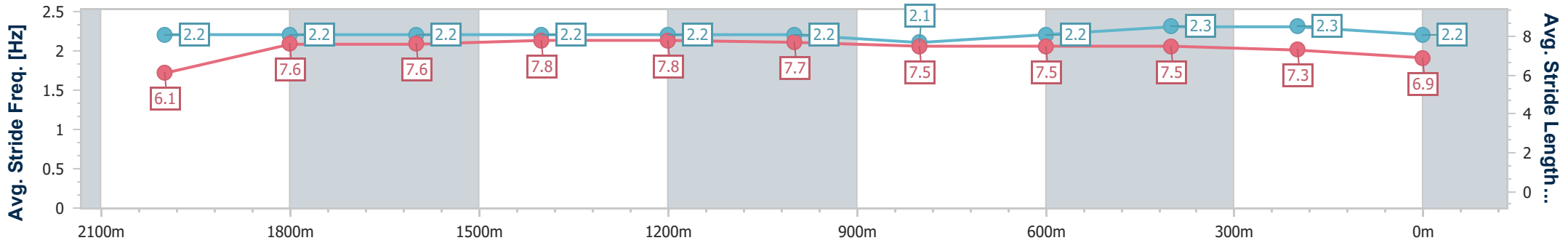
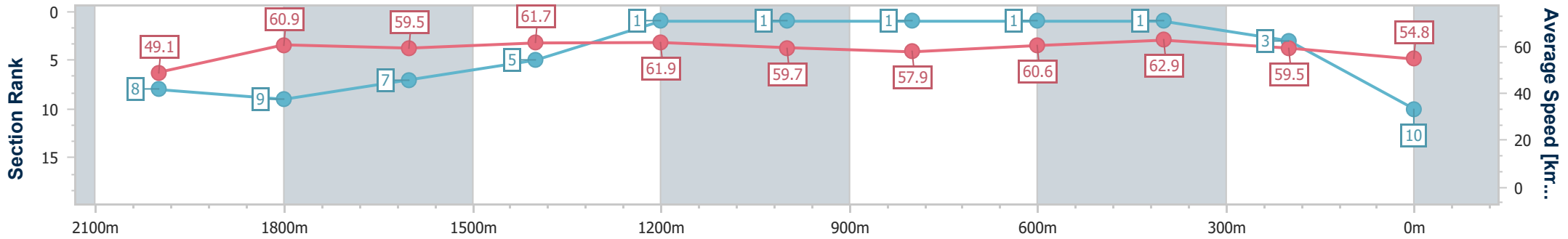


Eagle Farm QLD Professional  
 Race 9: HKJC WORLD POOL Q22 - 2200m  
 15 June 2024 - 16:33  
 Track Rating: Good 3, Weather: Fine, Rail Position: +4.5m Entire



BRISBANE  
 RACING CLUB

Section	Overall	2000m	1800m	1600m	1400m	1200m	1000m	800m	600m	400m	200m
Section Times	2:15.82 [10] (0:14.74)	2:01.08 [8] (0:11.83)	1:49.25 [9] (0:12.28)	1:36.97 [7] (0:11.84)	1:25.13 [5] (0:11.67)	1:13.46 [1] (0:12.08)	1:01.38 [1] (0:12.58)	0:48.80 [1] (0:11.94)	0:36.86 [1] (0:11.52)	0:25.34 [1] (0:12.10)	0:13.24 [3] (0:13.24)
Average Speed [km/h]	49.1	60.9	59.5	61.7	61.9	59.7	57.9	60.6	62.9	59.5	54.8
Top Speed [km/h]	63.0	61.7	60.7	63.3	62.6	61.1	59.0	63.5	63.8	61.9	56.9
Avg. Dist. to Rail [m]	3.4	0.9	2.8	3.8	4.3	3.9	2.0	1.7	1.3	4.3	4.8
Avg. Stride Freq. [Hz]	2.2	2.2	2.2	2.2	2.2	2.2	2.1	2.2	2.3	2.3	2.2
Avg. Stride Length [m]	6.1	7.6	7.6	7.8	7.8	7.7	7.5	7.5	7.5	7.3	6.9



- [ ] Ranking at each section and finish
- .-.- No data available at this section
- NA No data available



Horse/Jockey Name	Light Infantry Man
Final Rank	11
Fastest Section Time (Section)	0:11.60 (600m)
Top Speed [km/h] (Section)	63.1 (600m)
Race State	Finished



Eagle Farm QLD Professional  
Race 9: HKJC WORLD POOL Q22 - 2200m

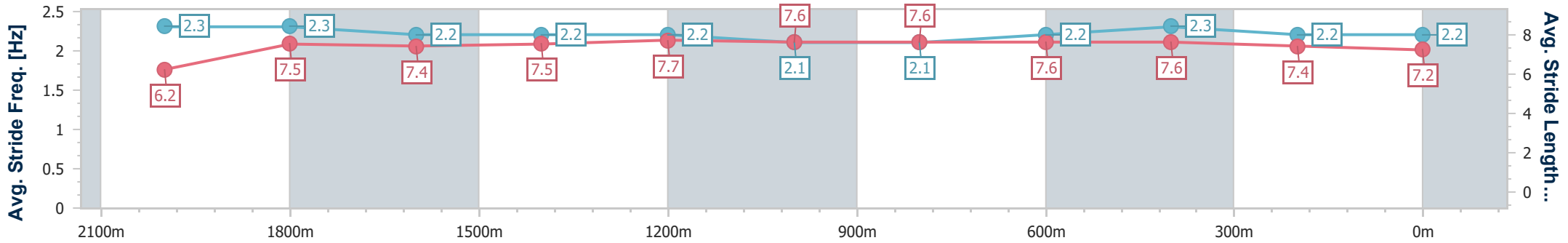
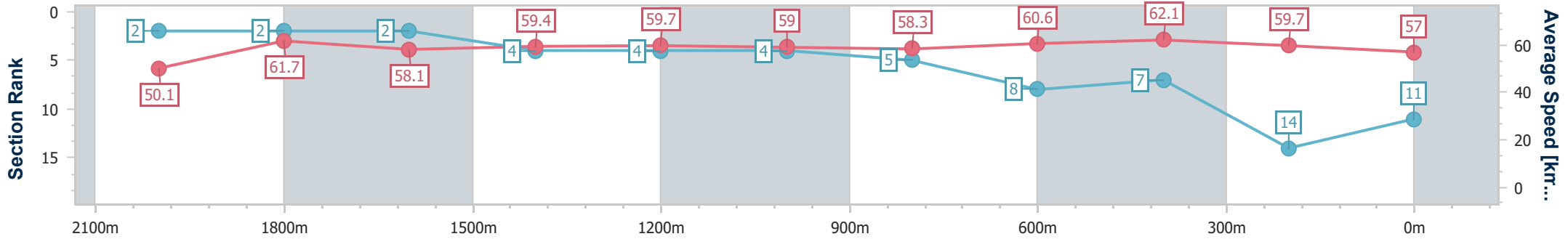
15 June 2024 - 16:33

Track Rating: Good 3, Weather: Fine, Rail Position: +4.5m Entire



BRISBANE RACING CLUB

Section	Overall	2000m	1800m	1600m	1400m	1200m	1000m	800m	600m	400m	200m
Section Times	2:15.82 [11] (0:14.36)	2:01.46 [2] (0:11.65)	1:49.81 [2] (0:12.43)	1:37.38 [2] (0:12.20)	1:25.18 [4] (0:12.09)	1:13.09 [4] (0:12.21)	1:00.88 [4] (0:12.52)	0:48.36 [5] (0:12.00)	0:36.36 [8] (0:11.60)	0:24.76 [7] (0:12.03)	0:12.73 [14] (0:12.73)
Average Speed [km/h]	50.1	61.7	58.1	59.4	59.7	59.0	58.3	60.6	62.1	59.7	57.0
Top Speed [km/h]	62.6	63.1	59.5	60.8	60.8	60.0	59.0	62.9	63.1	61.4	57.9
Avg. Dist. to Rail [m]	3.2	0.5	0.6	2.0	2.1	2.6	2.2	2.1	0.2	0.3	0.8
Avg. Stride Freq. [Hz]	2.3	2.3	2.2	2.2	2.2	2.1	2.1	2.2	2.3	2.2	2.2
Avg. Stride Length [m]	6.2	7.5	7.4	7.5	7.7	7.6	7.6	7.6	7.6	7.4	7.2



- [ ] Ranking at each section and finish
- .-.- No data available at this section
- NA No data available



Horse/Jockey Name	Hezashocka
Final Rank	12
Fastest Section Time (Section)	0:11.57 (600m)
Top Speed [km/h] (Section)	63.4 (600m)
Race State	Finished

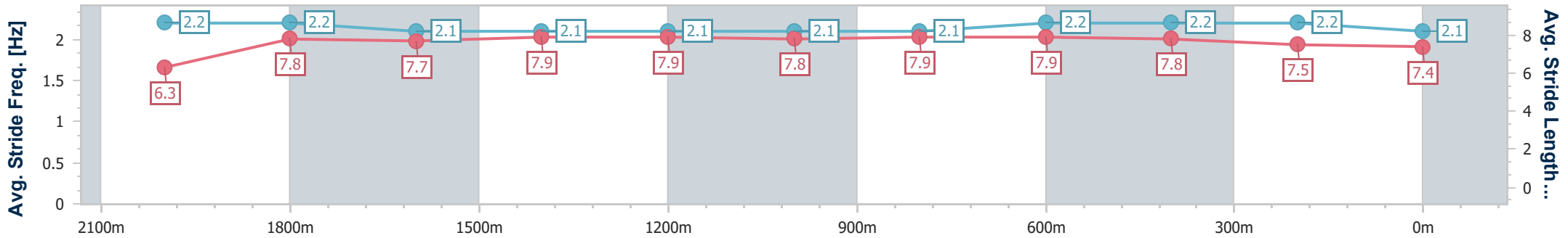
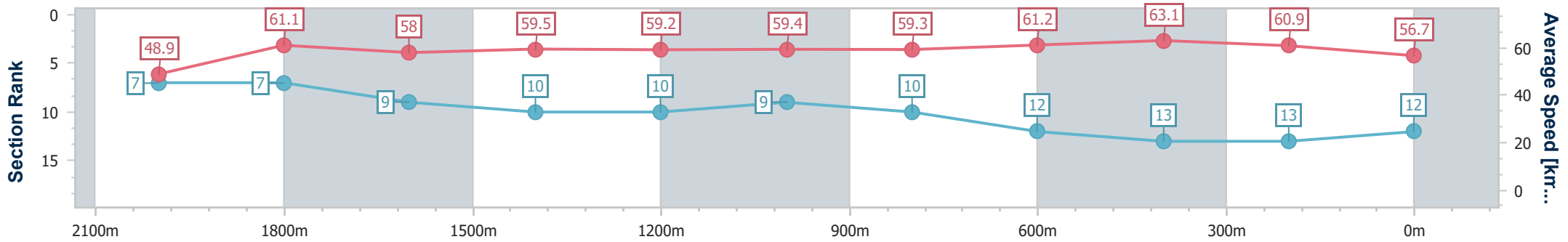


Eagle Farm QLD Professional  
 Race 9: HKJC WORLD POOL Q22 - 2200m  
 15 June 2024 - 16:33  
 Track Rating: Good 3, Weather: Fine, Rail Position: +4.5m Entire



BRISBANE  
RACING CLUB

Section	Overall	2000m	1800m	1600m	1400m	1200m	1000m	800m	600m	400m	200m
Section Times	2:15.87 [12] (0:14.72)	2:01.15 [7] (0:11.75)	1:49.40 [7] (0:12.47)	1:36.93 [9] (0:12.26)	1:24.67 [10] (0:12.16)	1:12.51 [10] (0:12.13)	1:00.38 [9] (0:12.31)	0:48.07 [10] (0:11.90)	0:36.17 [12] (0:11.57)	0:24.60 [13] (0:11.81)	0:12.79 [13] (0:12.79)
Average Speed [km/h]	48.9	61.1	58.0	59.5	59.2	59.4	59.3	61.2	63.1	60.9	56.7
Top Speed [km/h]	61.5	61.9	60.9	60.8	61.0	60.1	60.8	62.3	63.4	62.4	58.5
Avg. Dist. to Rail [m]	1.2	0.8	1.4	2.2	2.4	2.6	2.7	2.8	2.1	5.4	4.9
Avg. Stride Freq. [Hz]	2.2	2.2	2.1	2.1	2.1	2.1	2.1	2.2	2.2	2.2	2.1
Avg. Stride Length [m]	6.3	7.8	7.7	7.9	7.9	7.8	7.9	7.9	7.8	7.5	7.4



- [ ] Ranking at each section and finish
- .-.- No data available at this section
- NA No data available



Horse/Jockey Name	El Bodegon
Final Rank	13
Fastest Section Time (Section)	0:11.55 (600m)
Top Speed [km/h] (Section)	64.2 (600m)
Race State	Finished

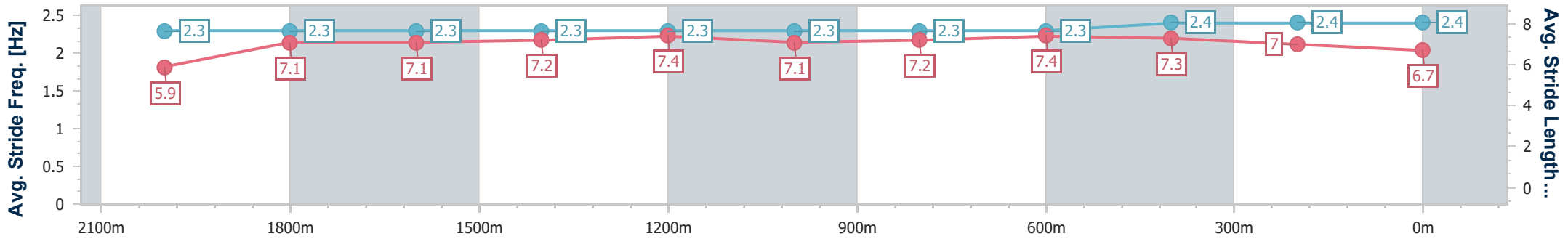
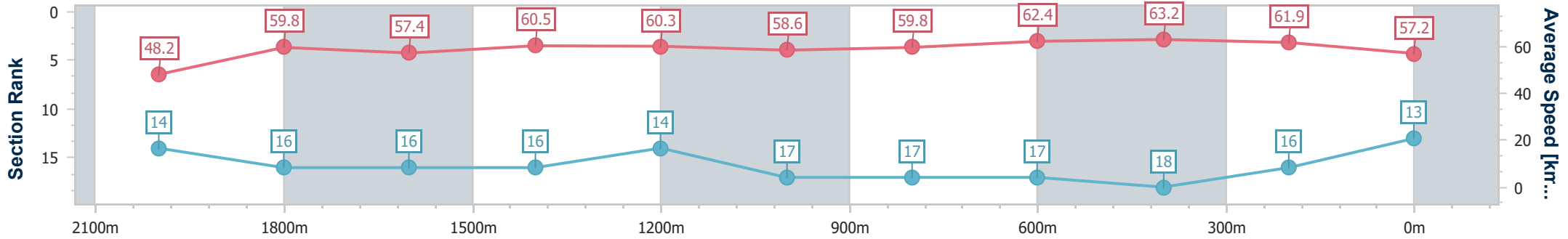


Eagle Farm QLD Professional  
 Race 9: HKJC WORLD POOL Q22 - 2200m  
 15 June 2024 - 16:33  
 Track Rating: Good 3, Weather: Fine, Rail Position: +4.5m Entire



BRISBANE  
RACING CLUB

Section	Overall	2000m	1800m	1600m	1400m	1200m	1000m	800m	600m	400m	200m
Section Times	2:15.89 [13] (0:15.08)	2:00.81 [14] (0:12.10)	1:48.71 [16] (0:12.58)	1:36.13 [16] (0:12.06)	1:24.07 [16] (0:11.99)	1:12.08 [14] (0:12.31)	0:59.77 [17] (0:12.26)	0:47.51 [17] (0:11.68)	0:35.83 [17] (0:11.55)	0:24.28 [18] (0:11.64)	0:12.64 [16] (0:12.64)
Average Speed [km/h]	48.2	59.8	57.4	60.5	60.3	58.6	59.8	62.4	63.2	61.9	57.2
Top Speed [km/h]	61.1	60.6	59.9	61.7	61.9	60.6	62.6	63.4	64.2	63.1	59.5
Avg. Dist. to Rail [m]	7.2	1.0	1.4	2.8	3.9	4.9	3.9	2.6	3.1	12.0	10.9
Avg. Stride Freq. [Hz]	2.3	2.3	2.3	2.3	2.3	2.3	2.3	2.3	2.4	2.4	2.4
Avg. Stride Length [m]	5.9	7.1	7.1	7.2	7.4	7.1	7.2	7.4	7.3	7.0	6.7



- [ ] Ranking at each section and finish
- .-.- No data available at this section
- NA No data available



Horse/Jockey Name	Naval College
Final Rank	14
Fastest Section Time (Section)	0:11.52 (600m)
Top Speed [km/h] (Section)	64.6 (600m)
Race State	Finished



Eagle Farm QLD Professional  
Race 9: HKJC WORLD POOL Q22 - 2200m

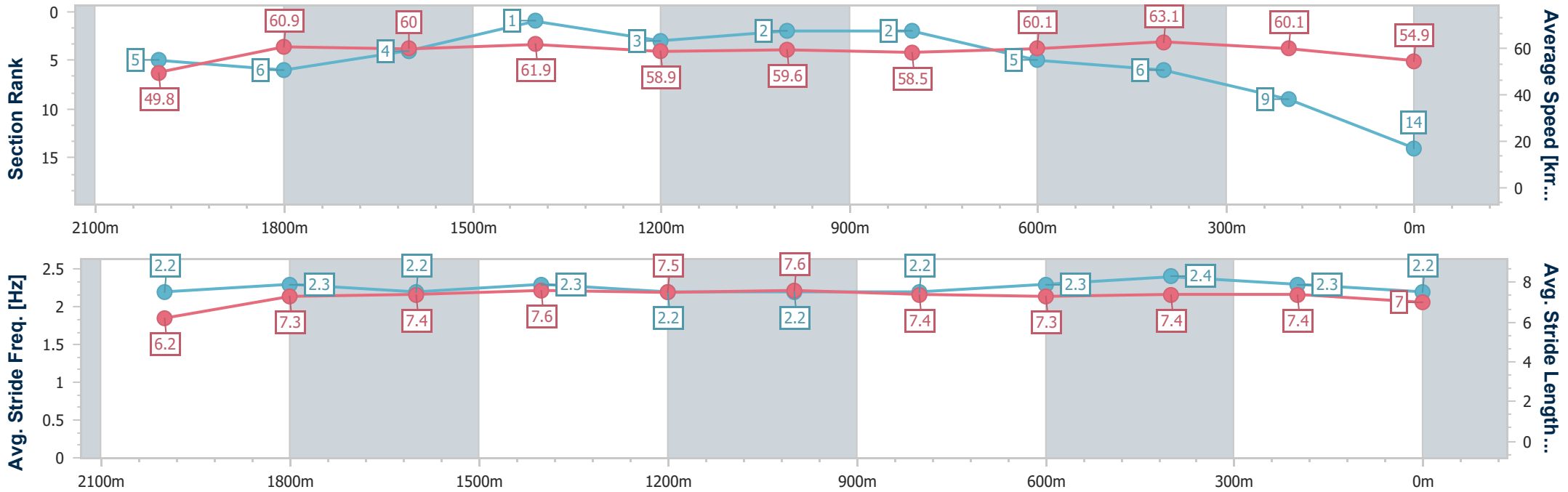
15 June 2024 - 16:33

Track Rating: Good 3, Weather: Fine, Rail Position: +4.5m Entire



BRISBANE RACING CLUB

Section	Overall	2000m	1800m	1600m	1400m	1200m	1000m	800m	600m	400m	200m
Section Times	2:16.00 [14] (0:14.51)	2:01.49 [5] (0:11.88)	1:49.61 [6] (0:12.21)	1:37.40 [4] (0:11.80)	1:25.60 [1] (0:12.24)	1:13.36 [3] (0:12.13)	1:01.23 [2] (0:12.50)	0:48.73 [2] (0:12.09)	0:36.64 [5] (0:11.52)	0:25.12 [6] (0:11.97)	0:13.15 [9] (0:13.15)
Average Speed [km/h]	49.8	60.9	60.0	61.9	58.9	59.6	58.5	60.1	63.1	60.1	54.9
Top Speed [km/h]	62.4	62.5	60.5	63.2	60.8	60.2	59.3	63.8	64.6	62.6	57.6
Avg. Dist. to Rail [m]	4.4	1.0	2.9	4.5	3.7	4.1	3.3	2.8	1.6	6.7	7.7
Avg. Stride Freq. [Hz]	2.2	2.3	2.2	2.3	2.2	2.2	2.2	2.3	2.4	2.3	2.2
Avg. Stride Length [m]	6.2	7.3	7.4	7.6	7.5	7.6	7.4	7.3	7.4	7.4	7.0



- [ ] Ranking at each section and finish
- .-.- No data available at this section
- NA No data available



Horse/Jockey Name	Huetor
Final Rank	15
Fastest Section Time (Section)	0:11.57 (600m)
Top Speed [km/h] (Section)	63.5 (400m)
Race State	Finished



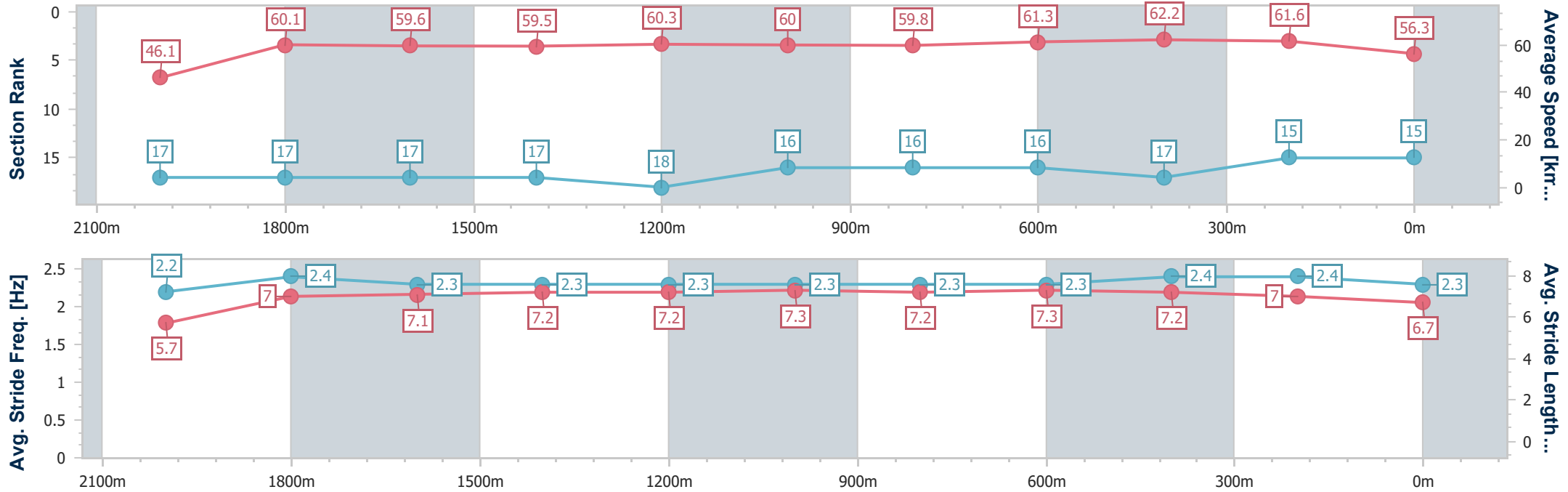
Eagle Farm QLD Professional  
Race 9: HKJC WORLD POOL Q22 - 2200m



15 June 2024 - 16:33  
Track Rating: Good 3, Weather: Fine, Rail Position: +4.5m Entire

BRISBANE RACING CLUB

Section	Overall	2000m	1800m	1600m	1400m	1200m	1000m	800m	600m	400m	200m
Section Times	2:16.10 [15] (0:15.72)	2:00.38 [17] (0:12.03)	1:48.35 [17] (0:12.15)	1:36.20 [17] (0:12.14)	1:24.06 [17] (0:11.95)	1:12.11 [18] (0:12.06)	1:00.05 [16] (0:12.12)	0:47.93 [16] (0:11.83)	0:36.10 [16] (0:11.57)	0:24.53 [17] (0:11.67)	0:12.86 [15] (0:12.86)
Average Speed [km/h]	46.1	60.1	59.6	59.5	60.3	60.0	59.8	61.3	62.2	61.6	56.3
Top Speed [km/h]	60.0	60.6	61.2	60.8	61.8	61.7	61.8	62.4	63.5	63.5	59.6
Avg. Dist. to Rail [m]	8.4	0.6	1.2	1.9	2.2	2.0	1.8	1.0	0.3	2.0	3.5
Avg. Stride Freq. [Hz]	2.2	2.4	2.3	2.3	2.3	2.3	2.3	2.3	2.4	2.4	2.3
Avg. Stride Length [m]	5.7	7.0	7.1	7.2	7.2	7.3	7.2	7.3	7.2	7.0	6.7



- [ ] Ranking at each section and finish
- .-.- No data available at this section
- NA No data available





Horse/Jockey Name	Converge
Final Rank	16
Fastest Section Time (Section)	0:11.45 (600m)
Top Speed [km/h] (Section)	64.6 (600m)
Race State	Finished

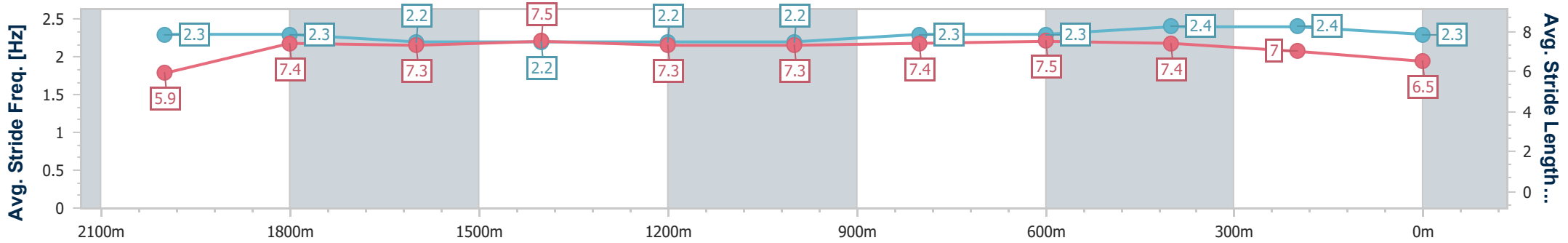
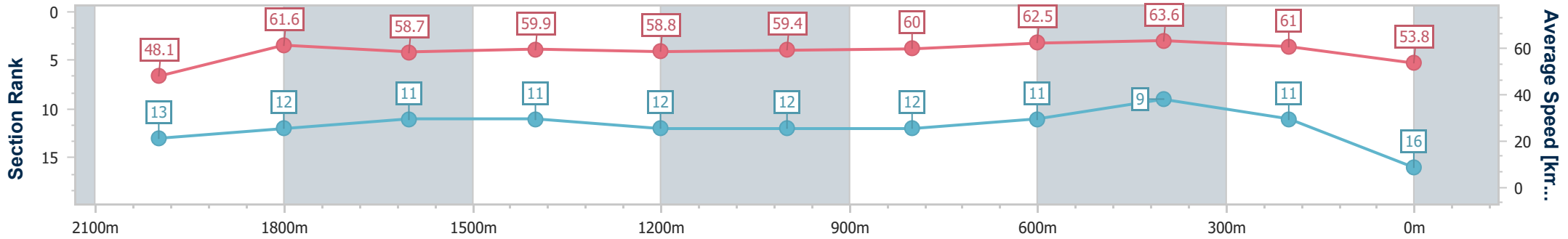


Eagle Farm QLD Professional  
 Race 9: HKJC WORLD POOL Q22 - 2200m  
 15 June 2024 - 16:33  
 Track Rating: Good 3, Weather: Fine, Rail Position: +4.5m Entire



BRISBANE  
RACING CLUB

Section	Overall	2000m	1800m	1600m	1400m	1200m	1000m	800m	600m	400m	200m
Section Times	2:16.36 [16] (0:15.05)	2:01.31 [13] (0:11.73)	1:49.58 [12] (0:12.40)	1:37.18 [11] (0:12.12)	1:25.06 [11] (0:12.26)	1:12.80 [12] (0:12.17)	1:00.63 [12] (0:12.21)	0:48.42 [12] (0:11.76)	0:36.66 [11] (0:11.45)	0:25.21 [9] (0:11.80)	0:13.41 [11] (0:13.41)
Average Speed [km/h]	48.1	61.6	58.7	59.9	58.8	59.4	60.0	62.5	63.6	61.0	53.8
Top Speed [km/h]	61.2	62.5	60.5	60.8	61.1	60.2	60.8	63.2	64.6	64.0	57.9
Avg. Dist. to Rail [m]	4.9	0.8	2.4	3.1	3.5	3.8	3.9	3.6	2.3	7.5	9.0
Avg. Stride Freq. [Hz]	2.3	2.3	2.2	2.2	2.2	2.2	2.3	2.3	2.4	2.4	2.3
Avg. Stride Length [m]	5.9	7.4	7.3	7.5	7.3	7.3	7.4	7.5	7.4	7.0	6.5



- [ ] Ranking at each section and finish
- .-.- No data available at this section
- NA No data available



Horse/Jockey Name	Le Don De Vie
Final Rank	17
Fastest Section Time (Section)	0:11.58 (600m)
Top Speed [km/h] (Section)	63.6 (600m)
Race State	Finished

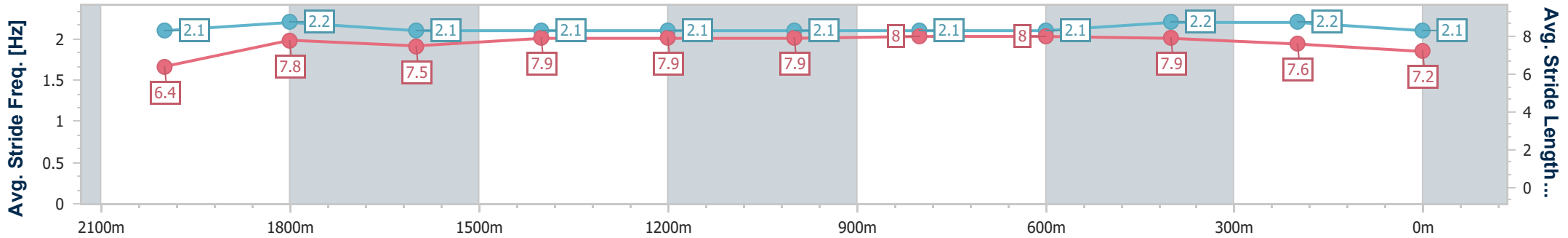
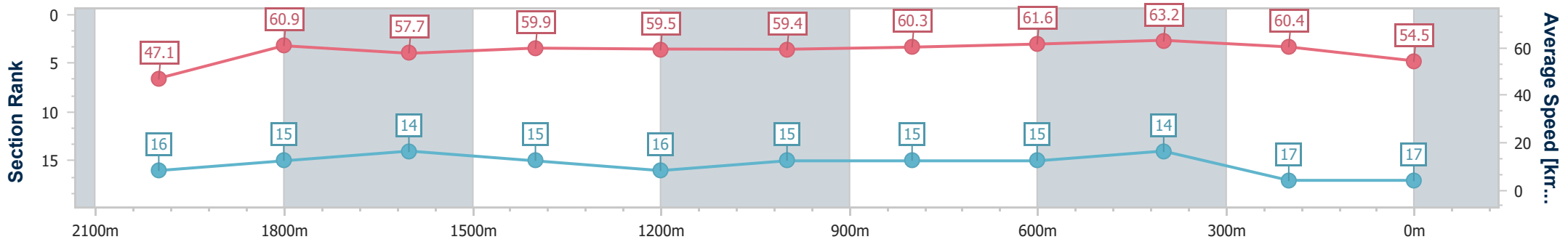


Eagle Farm QLD Professional  
 Race 9: HKJC WORLD POOL Q22 - 2200m  
 15 June 2024 - 16:33  
 Track Rating: Good 3, Weather: Fine, Rail Position: +4.5m Entire



BRISBANE  
RACING CLUB

Section	Overall	2000m	1800m	1600m	1400m	1200m	1000m	800m	600m	400m	200m
Section Times	2:16.66 [17] (0:15.34)	2:01.32 [16] (0:11.77)	1:49.55 [15] (0:12.48)	1:37.07 [14] (0:12.11)	1:24.96 [15] (0:12.16)	1:12.80 [16] (0:12.12)	1:00.68 [15] (0:12.13)	0:48.55 [15] (0:11.81)	0:36.74 [15] (0:11.58)	0:25.16 [14] (0:11.91)	0:13.25 [17] (0:13.25)
Average Speed [km/h]	47.1	60.9	57.7	59.9	59.5	59.4	60.3	61.6	63.2	60.4	54.5
Top Speed [km/h]	61.4	61.5	61.4	61.3	61.1	61.6	62.0	62.9	63.6	63.2	57.8
Avg. Dist. to Rail [m]	8.5	1.3	1.0	1.8	2.3	3.0	2.9	2.4	3.1	10.9	10.7
Avg. Stride Freq. [Hz]	2.1	2.2	2.1	2.1	2.1	2.1	2.1	2.1	2.2	2.2	2.1
Avg. Stride Length [m]	6.4	7.8	7.5	7.9	7.9	7.9	8.0	8.0	7.9	7.6	7.2



- [ ] Ranking at each section and finish
- .-.- No data available at this section
- NA No data available



Horse/Jockey Name	Cleveland
Final Rank	18
Fastest Section Time (Section)	0:11.66 (800m)
Top Speed [km/h] (Section)	64.5 (800m)
Race State	Finished



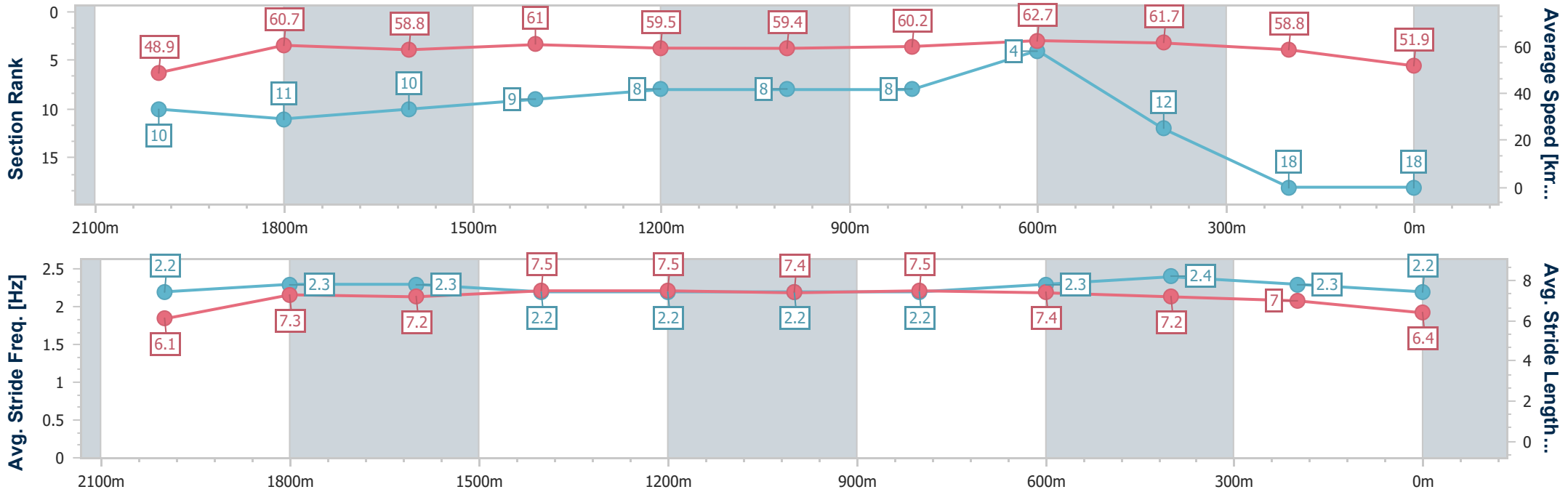
Eagle Farm QLD Professional  
Race 9: HKJC WORLD POOL Q22 - 2200m



15 June 2024 - 16:33  
Track Rating: Good 3, Weather: Fine, Rail Position: +4.5m Entire

BRISBANE RACING CLUB

Section	Overall	2000m	1800m	1600m	1400m	1200m	1000m	800m	600m	400m	200m
Section Times	2:17.33 [18] (0:14.84)	2:02.49 [10] (0:11.92)	1:50.57 [11] (0:12.38)	1:38.19 [10] (0:12.01)	1:26.18 [9] (0:12.15)	1:14.03 [8] (0:12.15)	1:01.88 [8] (0:12.21)	0:49.67 [8] (0:11.66)	0:38.01 [4] (0:11.89)	0:26.12 [12] (0:12.23)	0:13.89 [18] (0:13.89)
Average Speed [km/h]	48.9	60.7	58.8	61.0	59.5	59.4	60.2	62.7	61.7	58.8	51.9
Top Speed [km/h]	60.8	63.2	60.3	62.1	61.6	59.9	61.2	64.5	63.4	60.4	58.3
Avg. Dist. to Rail [m]	6.5	1.3	2.7	3.9	4.3	4.8	4.2	3.9	3.4	9.3	7.8
Avg. Stride Freq. [Hz]	2.2	2.3	2.3	2.2	2.2	2.2	2.2	2.3	2.4	2.3	2.2
Avg. Stride Length [m]	6.1	7.3	7.2	7.5	7.5	7.4	7.5	7.4	7.2	7.0	6.4



- [ ] Ranking at each section and finish
- .-.- No data available at this section
- NA No data available