



Sunshine Coast QLD Professional
Race 4: GRAMBOWER CONCRETE CONSTRUCTIONS BENCHMARK 68
Handicap - 1400m
14 June 2024 - 17:10



Track Rating: Soft 6, Weather: Fine, Rail Position: +7m 400m-W/Post; +9m Remainder

Section		Overall	1200m	1000m	800m	600m	400m	Last 600m				
Field Times		1:25.33 (0:13.93)	1:11.40 (0:11.51)	0:59.89 (0:11.75)	0:48.14 (0:12.46)	0:35.68 (0:11.97)	0:23.71 (0:11.50)	0:35.68				
Rank	TAB Horse/Jockey	Barrier	Top Speed [km/h]	Fastest Section	Distance Travelled [m]							
1	16 IMARICHGIRL Damien Thornton	1	64.6 400m	0:11.36 400m	1:25.33 [1] (0:14.26)	1:11.07 [8] (0:11.61)	0:59.46 [7] (0:11.93)	0:47.53 [7] (0:12.25)	0:35.28 [7] (0:11.98)	0:23.30 [6] (0:11.36)	0:35.28	
2	8 NEVER GIVE UP Karl Zechner	8	64.5 400m	0:11.50 400m	1:25.36 [2] (0:13.93)	1:11.43 [1] (0:11.71)	0:59.72 [3] (0:11.80)	0:47.92 [3] (0:12.33)	0:35.59 [2] (0:11.85)	0:23.74 [1] (0:11.50)	0:35.59	+1
3	5 COOL ENCOUNTER Jake Bayliss	4	64.8 400m	0:11.28 400m	1:25.37 [3] (0:14.07)	1:11.30 [4] (0:11.73)	0:59.57 [5] (0:11.87)	0:47.70 [5] (0:12.29)	0:35.41 [6] (0:11.95)	0:23.46 [4] (0:11.28)	0:35.41	+4
4	7 I AM LETHAL Nikita Beriman	18	65.7 400m	0:11.08 400m	1:25.54 [4] (0:14.81)	1:10.73 [13] (0:11.83)	0:58.90 [12] (0:12.09)	0:46.81 [12] (0:11.76)	0:35.05 [12] (0:11.93)	0:23.12 [11] (0:11.08)	0:35.05	+2
5	17 ASHFALL Jim Byrne	10	64.2 400m	0:11.43 400m	1:25.68 [5] (0:14.59)	1:11.09 [11] (0:11.72)	0:59.37 [9] (0:11.90)	0:47.47 [9] (0:11.99)	0:35.48 [8] (0:12.01)	0:23.47 [9] (0:11.43)	0:35.48	+1
5	14 PENDING Bailey Wheeler	3	65.0 400m	0:11.38 400m	1:25.68 [5] (0:14.25)	1:11.43 [7] (0:11.83)	0:59.60 [8] (0:12.05)	0:47.55 [8] (0:12.08)	0:35.47 [9] (0:11.99)	0:23.48 [8] (0:11.38)	0:35.47	+6
7	11 YANGARI Robbie Dolan	2	63.7 400m	0:11.49 400m	1:25.68 [7] (0:13.94)	1:11.74 [2] (0:11.51)	1:00.23 [2] (0:11.81)	0:48.42 [2] (0:12.55)	0:35.87 [3] (0:12.03)	0:23.84 [3] (0:11.49)	0:35.87	+0
8	13 SINGER SARGENT Ryan Maloney	11	64.9 400m	0:11.22 400m	1:25.81 [8] (0:14.54)	1:11.27 [10] (0:12.12)	0:59.15 [13] (0:12.18)	0:46.97 [13] (0:11.85)	0:35.12 [13] (0:12.09)	0:23.03 [13] (0:11.22)	0:35.12	+3
9	12 MISHANI MISSILE Jackson Murphy	6	64.2 400m	0:11.51 400m	1:25.82 [9] (0:14.17)	1:11.65 [5] (0:11.70)	0:59.95 [6] (0:11.89)	0:48.06 [6] (0:12.16)	0:35.90 [5] (0:12.02)	0:23.88 [5] (0:11.51)	0:35.90	+4
10	9 RAGING POLE Cody Collis	17	64.3 400m	0:11.34 400m	1:25.91 [10] (0:14.75)	1:11.16 [12] (0:11.79)	0:59.37 [11] (0:11.91)	0:47.46 [11] (0:11.87)	0:35.59 [10] (0:11.94)	0:23.65 [10] (0:11.34)	0:35.59	+0

Scratched: Hang Five (#6), Prepotent (#4), Brave Maso (#10), Rockin' Artie (#15), Kubwa (#18)

[] Ranking at each section and finish
 -:-:- No data available at this section
 NA No data available
 SCN Saddle cloth number
 DNF Did not finish
 DNT Did not track



Sunshine Coast QLD Professional
Race 4: GRAMBOWER CONCRETE CONSTRUCTIONS BENCHMARK 68
Handicap - 1400m
14 June 2024 - 17:10



Track Rating: Soft 6, Weather: Fine, Rail Position: +7m 400m-W/Post; +9m Remainder

Section		Overall	1200m	1000m	800m	600m	400m	Last 600m				
Field Times		1:25.33 (0:13.93)	1:11.40 (0:11.51)	0:59.89 (0:11.75)	0:48.14 (0:12.46)	0:35.68 (0:11.97)	0:23.71 (0:11.50)	0:35.68				
Rank	TAB Horse/Jockey	Barrier	Top Speed [km/h]	Fastest Section	Distance Travelled [m]							
11	2 ALLEZ ZOU James Orman	9	64.1 1200m	0:11.45 1200m	1:25.92 [11] (0:13.99)	1:11.93 [3] (0:11.45)	1:00.48 [1] (0:11.75)	0:48.73 [1] (0:12.46)	0:36.27 [1] (0:12.01)	0:24.26 [2] (0:11.53)	0:36.27	-4
12	3 MAURICE'S MEDAD Martin Harley	13	64.0 400m	0:11.41 400m	1:25.93 [12] (0:14.40)	1:11.53 [9] (0:11.96)	0:59.57 [10] (0:12.05)	0:47.52 [10] (0:11.98)	0:35.54 [11] (0:12.08)	0:23.46 [12] (0:11.41)	0:35.54	+4
13	1 MOONAN ME Corey Sutherland	14	64.8 1000m	0:11.43 400m	1:25.96 [13] (0:14.18)	1:11.78 [6] (0:11.50)	1:00.28 [4] (0:11.77)	0:48.51 [4] (0:12.44)	0:36.07 [4] (0:12.19)	0:23.88 [7] (0:11.43)	0:36.07	+9

Scratched: Hang Five (#6), Prepotent (#4), Brave Maso (#10), Rockin' Artie (#15), Kubwa (#18)



Sunshine Coast QLD Professional
Race 4: GRAMBOWER CONCRETE CONSTRUCTIONS BENCHMARK 68
 Handicap - 1400m
 14 June 2024 - 17:10



Track Rating: Soft 6, Weather: Fine, Rail Position: +7m 400m-W/Post; +9m Remainder

Section							200m			Last 600m
Field Times							0:12.21			0:35.68
							(0:12.21)			
Rank	TAB	Horse/Jockey	Barrier	Top Speed [km/h]	Fastest Section	Margin			Distance Travelled [m]	
1	16	IMARICHGIRL Damien Thornton	1	64.6 400m	0:11.36 400m	0:11.94 [5] (0:11.94)	1:25.33		0:35.28	
2	8	NEVER GIVE UP Karl Zechner	8	64.5 400m	0:11.50 400m	0:12.24 [1] (0:12.24)	0.2L		0:35.59 +1	
3	5	COOL ENCOUNTER Jake Bayliss	4	64.8 400m	0:11.28 400m	0:12.18 [2] (0:12.18)	0.3L		0:35.41 +4	
4	7	I AM LETHAL Nikita Beriman	18	65.7 400m	0:11.08 400m	0:12.04 [7] (0:12.04)	1.1L		0:35.05 +2	
5	17	ASHFALL Jim Byrne	10	64.2 400m	0:11.43 400m	0:12.04 [11] (0:12.04)	1.9L		0:35.48 +1	
5	14	PENDING Bailey Wheeler	3	65.0 400m	0:11.38 400m	0:12.10 [9] (0:12.10)	1.9L		0:35.47 +6	
7	11	YANGARI Robbie Dolan	2	63.7 400m	0:11.49 400m	0:12.35 [4] (0:12.35)	2L		0:35.87 +0	
8	13	SINGER SARGENT Ryan Maloney	11	64.9 400m	0:11.22 400m	0:11.81 [13] (0:11.81)	2.8L		0:35.12 +3	
9	12	MISHANI MISSILE Jackson Murphy	6	64.2 400m	0:11.51 400m	0:12.37 [6] (0:12.37)	2.9L		0:35.90 +4	
10	9	RAGING POLE Cody Collis	17	64.3 400m	0:11.34 400m	0:12.31 [10] (0:12.31)	3.3L		0:35.59 +0	

Scratched: Hang Five (#6), Prepotent (#4), Brave Maso (#10), Rockin' Artie (#15), Kubwa (#18)

[] Ranking at each section and finish
 -:-:- No data available at this section
 NA No data available
 SCN Saddle cloth number
 DNF Did not finish
 DNT Did not track



Sunshine Coast QLD Professional
Race 4: GRAMBOWER CONCRETE CONSTRUCTIONS BENCHMARK 68
Handicap - 1400m
14 June 2024 - 17:10



Track Rating: Soft 6, Weather: Fine, Rail Position: +7m 400m-W/Post; +9m Remainder

Section				200m				Last 600m		
Field Times				0:12.21 (0:12.21)				0:35.68		
Rank	TAB	Horse/Jockey	Barrier	Top Speed [km/h]	Fastest Section	Margin			Distance Travelled [m]	
11	2	ALLEZ ZOU James Orman	9	64.1 1200m	0:11.45 1200m (0:12.73)	0:12.73 [3] (0:12.73)	3.4L		0:36.27	-4
12	3	MAURICE'S MEDAD Martin Harley	13	64.0 400m	0:11.41 400m (0:12.05)	0:12.05 [12] (0:12.05)	3.5L		0:35.54	+4
13	1	MOONAN ME Corey Sutherland	14	64.8 1000m	0:11.43 400m (0:12.45)	0:12.45 [8] (0:12.45)	3.6L		0:36.07	+9

Scratched: Hang Five (#6), Prepotent (#4), Brave Maso (#10), Rockin' Artie (#15), Kubwa (#18)



Horse/Jockey Name	Imarichgirl
Final Rank	1
Fastest Section Time (Section)	0:11.36 (400m)
Top Speed [km/h] (Section)	64.6 (400m)
Race State	Finished

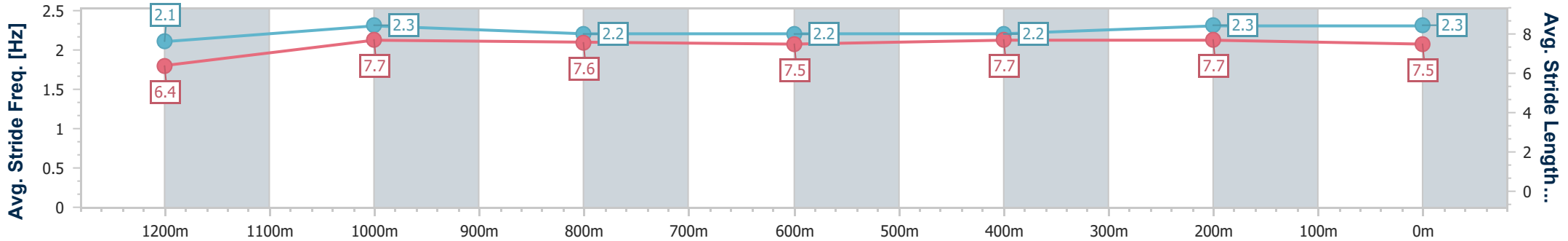
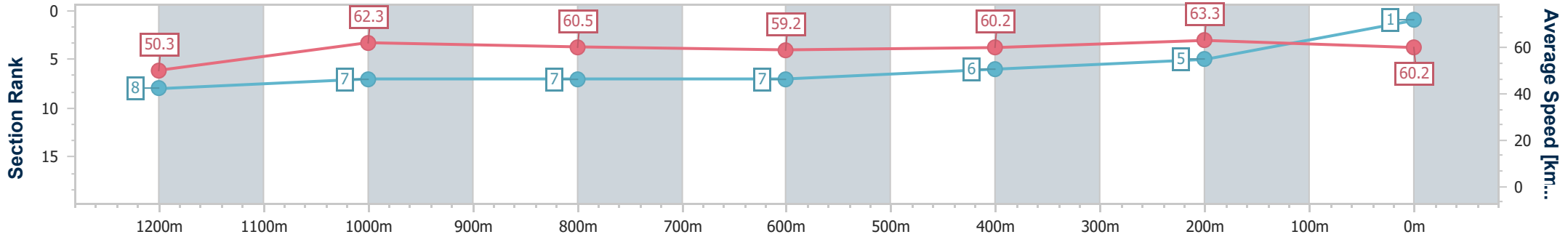


Sunshine Coast QLD Professional
 Race 4: GRAMBOWER CONCRETE CONSTRUCTIONS
 BENCHMARK 68 Handicap - 1400m



14 June 2024 - 17:10
 Track Rating: Soft 6, Weather: Fine, Rail Position: +7m 400m-
 W/Post; +9m Remainder

Section	Overall	1200m	1000m	800m	600m	400m	200m
Section Times	1:25.33 [1] (0:14.26)	1:11.07 [8] (0:11.61)	0:59.46 [7] (0:11.93)	0:47.53 [7] (0:12.25)	0:35.28 [7] (0:11.98)	0:23.30 [6] (0:11.36)	0:11.94 [5] (0:11.94)
Average Speed [km/h]	50.3	62.3	60.5	59.2	60.2	63.3	60.2
Top Speed [km/h]	62.7	62.6	61.6	60.6	62.0	64.6	62.5
Avg. Dist. to Rail [m]	2.5	2.4	1.9	1.1	0.2	1.9	3.5
Avg. Stride Freq. [Hz]	2.1	2.3	2.2	2.2	2.2	2.3	2.3
Avg. Stride Length [m]	6.4	7.7	7.6	7.5	7.7	7.7	7.5



- [] Ranking at each section and finish
- .-.- No data available at this section
- NA No data available



Horse/Jockey Name	Never Give Up
Final Rank	2
Fastest Section Time (Section)	0:11.50 (400m)
Top Speed [km/h] (Section)	64.5 (400m)
Race State	Finished

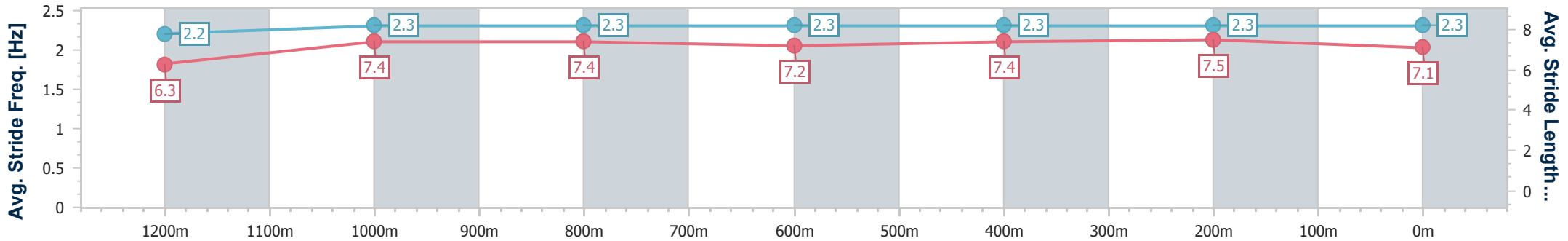
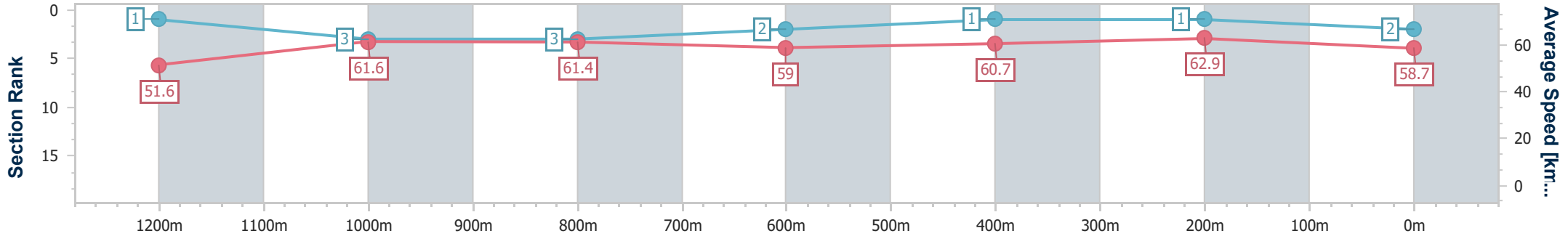


Sunshine Coast QLD Professional
 Race 4: GRAMBOWER CONCRETE CONSTRUCTIONS
 BENCHMARK 68 Handicap - 1400m



14 June 2024 - 17:10
 Track Rating: Soft 6, Weather: Fine, Rail Position: +7m 400m-
 W/Post; +9m Remainder

Section	Overall	1200m	1000m	800m	600m	400m	200m						
Section Times	1:25.36 [2] (0:13.93)	1:11.43 [1] (0:11.71)	0:59.72 [3] (0:11.80)	0:47.92 [3] (0:12.33)	0:35.59 [2] (0:11.85)	0:23.74 [1] (0:11.50)	0:12.24 [1] (0:12.24)						
Average Speed [km/h]	51.6	61.6	61.4	59.0	60.7	62.9	58.7						
Top Speed [km/h]	63.1	62.7	62.7	60.4	63.6	64.5	60.2						
Avg. Dist. to Rail [m]	5.9	3.7	2.9	1.6	0.5	0.7	1.7						
Avg. Stride Freq. [Hz]	2.2	2.3	2.3	2.3	2.3	2.3	2.3						
Avg. Stride Length [m]	6.3	7.4	7.4	7.2	7.4	7.5	7.1						



- [] Ranking at each section and finish
- .-.- No data available at this section
- NA No data available



Horse/Jockey Name	Cool Encounter
Final Rank	3
Fastest Section Time (Section)	0:11.28 (400m)
Top Speed [km/h] (Section)	64.8 (400m)
Race State	Finished



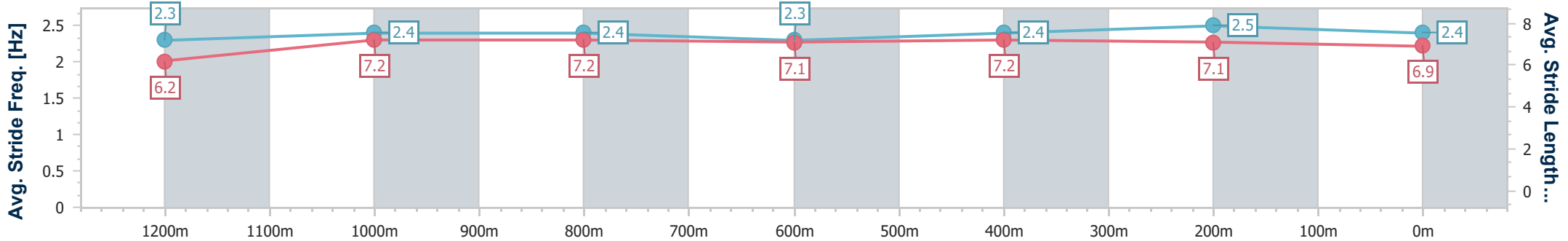
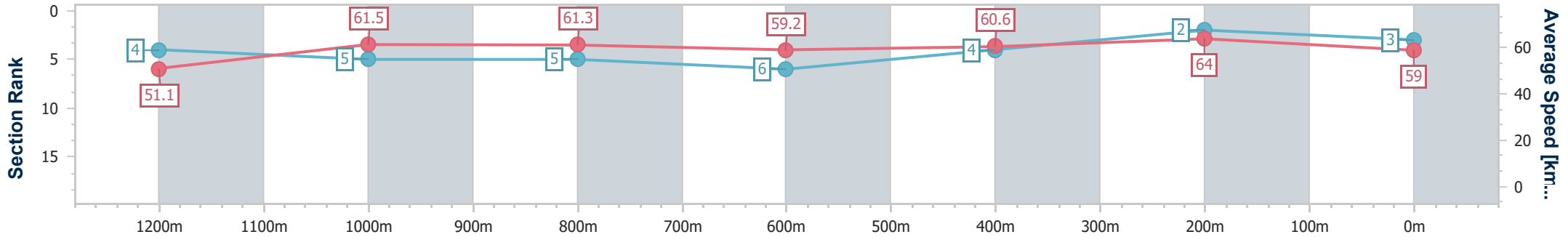
Sunshine Coast QLD Professional
 Race 4: GRAMBOWER CONCRETE CONSTRUCTIONS
 BENCHMARK 68 Handicap - 1400m



14 June 2024 - 17:10

Track Rating: Soft 6, Weather: Fine, Rail Position: +7m 400m-
 W/Post; +9m Remainder

Section	Overall	1200m	1000m	800m	600m	400m	200m
Section Times	1:25.37 [3] (0:14.07)	1:11.30 [4] (0:11.73)	0:59.57 [5] (0:11.87)	0:47.70 [5] (0:12.29)	0:35.41 [6] (0:11.95)	0:23.46 [4] (0:11.28)	0:12.18 [2] (0:12.18)
Average Speed [km/h]	51.1	61.5	61.3	59.2	60.6	64.0	59.0
Top Speed [km/h]	62.5	62.2	62.2	61.5	63.1	64.8	63.0
Avg. Dist. to Rail [m]	4.7	3.7	3.3	2.3	1.2	2.9	3.0
Avg. Stride Freq. [Hz]	2.3	2.4	2.4	2.3	2.4	2.5	2.4
Avg. Stride Length [m]	6.2	7.2	7.2	7.1	7.2	7.1	6.9



- [] Ranking at each section and finish
- .-.- No data available at this section
- NA No data available



Horse/Jockey Name	I Am Lethal
Final Rank	4
Fastest Section Time (Section)	0:11.08 (400m)
Top Speed [km/h] (Section)	65.7 (400m)
Race State	Finished

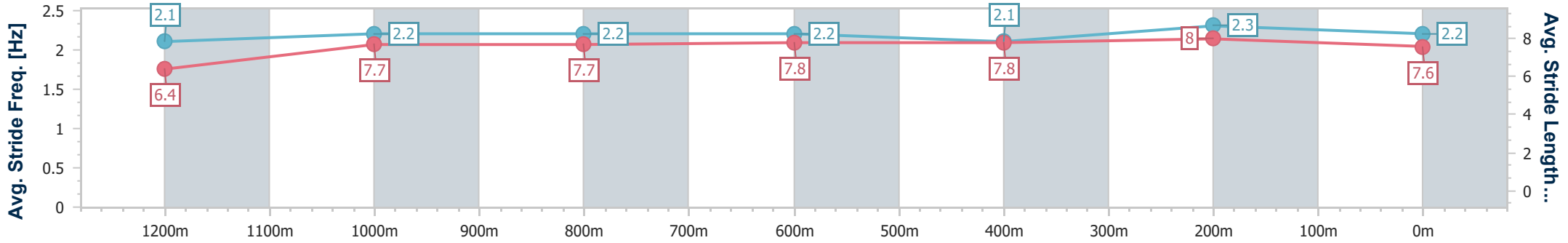
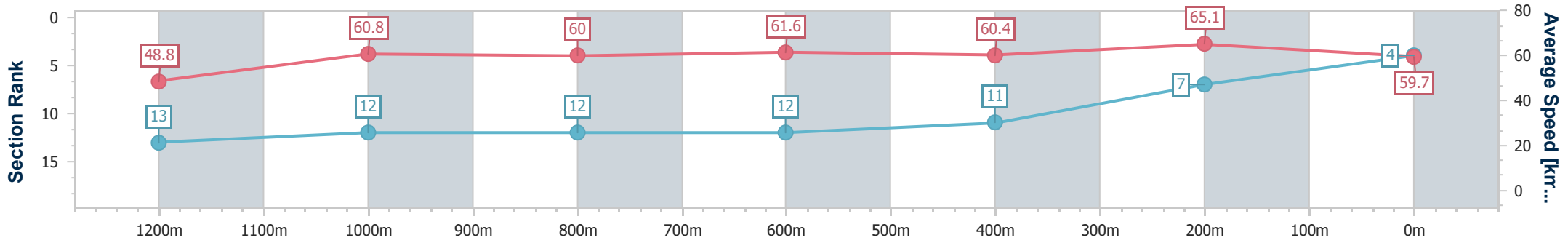


Sunshine Coast QLD Professional
 Race 4: GRAMBOWER CONCRETE CONSTRUCTIONS
 BENCHMARK 68 Handicap - 1400m



14 June 2024 - 17:10
 Track Rating: Soft 6, Weather: Fine, Rail Position: +7m 400m-
 W/Post; +9m Remainder

Section	Overall	1200m	1000m	800m	600m	400m	200m
Section Times	1:25.54 [4] (0:14.81)	1:10.73 [13] (0:11.83)	0:58.90 [12] (0:12.09)	0:46.81 [12] (0:11.76)	0:35.05 [12] (0:11.93)	0:23.12 [11] (0:11.08)	0:12.04 [7] (0:12.04)
Average Speed [km/h]	48.8	60.8	60.0	61.6	60.4	65.1	59.7
Top Speed [km/h]	62.6	63.1	60.7	63.0	64.6	65.7	63.2
Avg. Dist. to Rail [m]	10.8	2.9	2.4	1.2	0.4	1.1	2.9
Avg. Stride Freq. [Hz]	2.1	2.2	2.2	2.2	2.1	2.3	2.2
Avg. Stride Length [m]	6.4	7.7	7.7	7.8	7.8	8.0	7.6



- [] Ranking at each section and finish
- .-.- No data available at this section
- NA No data available



Horse/Jockey Name	Pending
Final Rank	5
Fastest Section Time (Section)	0:11.38 (400m)
Top Speed [km/h] (Section)	65.0 (400m)
Race State	Finished



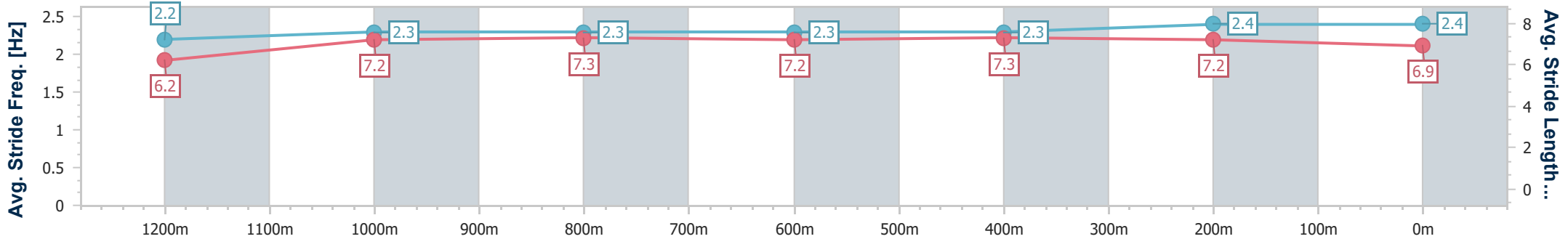
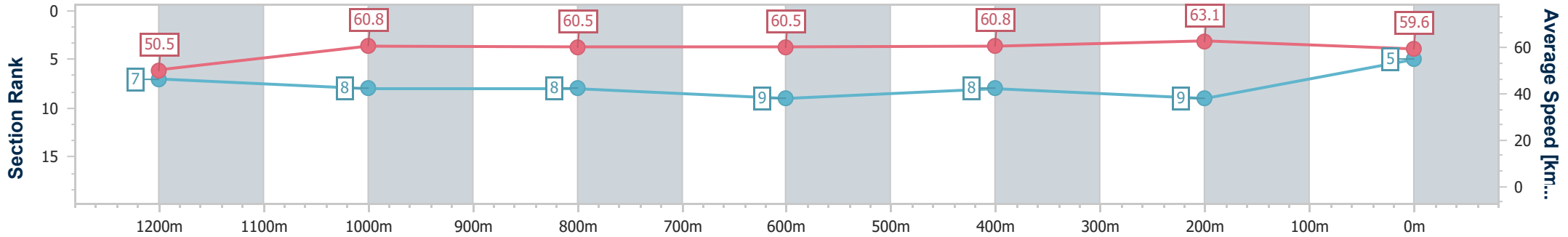
Sunshine Coast QLD Professional
 Race 4: GRAMBOWER CONCRETE CONSTRUCTIONS
 BENCHMARK 68 Handicap - 1400m



14 June 2024 - 17:10

Track Rating: Soft 6, Weather: Fine, Rail Position: +7m 400m-
 W/Post; +9m Remainder

Section	Overall	1200m	1000m	800m	600m	400m	200m
Section Times	1:25.68 [5] (0:14.25)	1:11.43 [7] (0:11.83)	0:59.60 [8] (0:12.05)	0:47.55 [8] (0:12.08)	0:35.47 [9] (0:11.99)	0:23.48 [8] (0:11.38)	0:12.10 [9] (0:12.10)
Average Speed [km/h]	50.5	60.8	60.5	60.5	60.8	63.1	59.6
Top Speed [km/h]	62.2	62.2	61.1	62.7	64.7	65.0	62.7
Avg. Dist. to Rail [m]	4.0	3.3	3.1	3.1	1.5	5.1	8.6
Avg. Stride Freq. [Hz]	2.2	2.3	2.3	2.3	2.3	2.4	2.4
Avg. Stride Length [m]	6.2	7.2	7.3	7.2	7.3	7.2	6.9



- [] Ranking at each section and finish
- .-.- No data available at this section
- NA No data available



Horse/Jockey Name	Ashfall
Final Rank	5
Fastest Section Time (Section)	0:11.43 (400m)
Top Speed [km/h] (Section)	64.2 (400m)
Race State	Finished



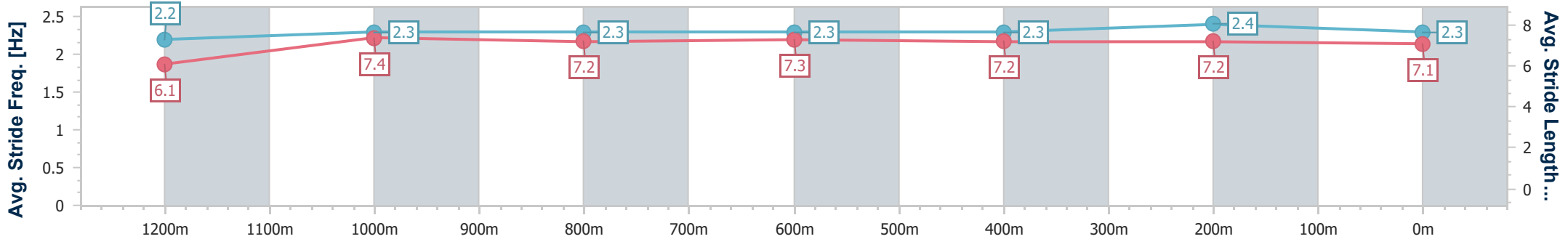
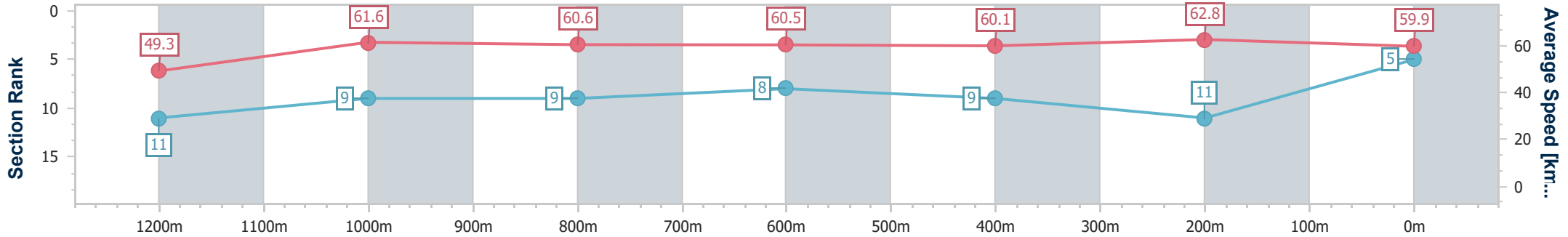
Sunshine Coast QLD Professional
 Race 4: GRAMBOWER CONCRETE CONSTRUCTIONS
 BENCHMARK 68 Handicap - 1400m



14 June 2024 - 17:10

Track Rating: Soft 6, Weather: Fine, Rail Position: +7m 400m-
 W/Post; +9m Remainder

Section	Overall	1200m	1000m	800m	600m	400m	200m							
Section Times	1:25.68 [5] (0:14.59)	1:11.09 [11] (0:11.72)	0:59.37 [9] (0:11.90)	0:47.47 [9] (0:11.99)	0:35.48 [8] (0:12.01)	0:23.47 [9] (0:11.43)	0:12.04 [11]							
Average Speed [km/h]	49.3	61.6	60.6	60.5	60.1	62.8	59.9							
Top Speed [km/h]	62.6	62.5	61.3	62.1	63.9	64.2	61.7							
Avg. Dist. to Rail [m]	5.7	2.6	1.6	0.8	0.5	2.7	3.9							
Avg. Stride Freq. [Hz]	2.2	2.3	2.3	2.3	2.3	2.4	2.3							
Avg. Stride Length [m]	6.1	7.4	7.2	7.3	7.2	7.2	7.1							



- [] Ranking at each section and finish
- .-.- No data available at this section
- NA No data available



Horse/Jockey Name	Yangari
Final Rank	7
Fastest Section Time (Section)	0:11.49 (400m)
Top Speed [km/h] (Section)	63.7 (400m)
Race State	Finished



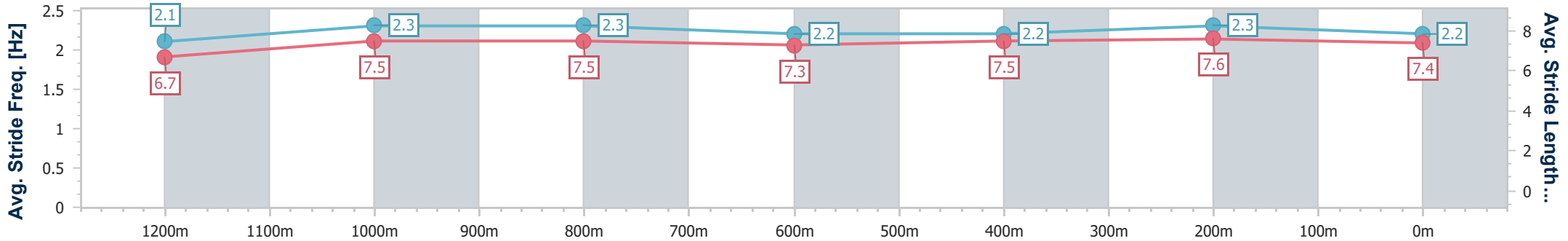
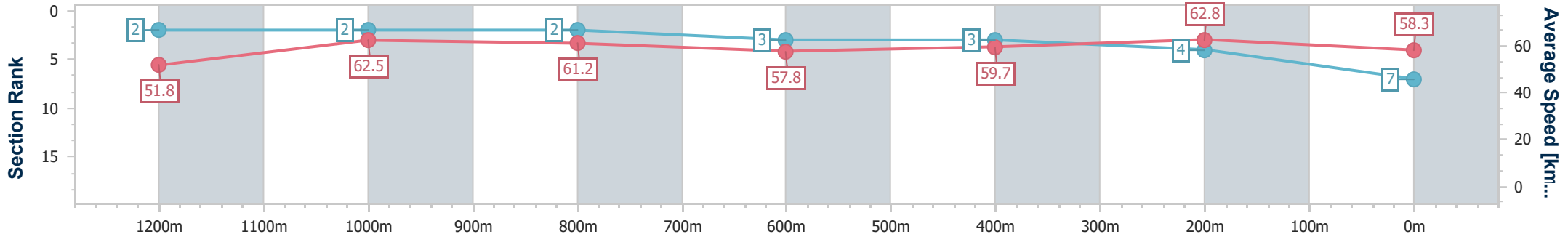
Sunshine Coast QLD Professional
 Race 4: GRAMBOWER CONCRETE CONSTRUCTIONS
 BENCHMARK 68 Handicap - 1400m



14 June 2024 - 17:10

Track Rating: Soft 6, Weather: Fine, Rail Position: +7m 400m-
 W/Post; +9m Remainder

Section	Overall	1200m	1000m	800m	600m	400m	200m
Section Times	1:25.68 [7] (0:13.94)	1:11.74 [2] (0:11.51)	1:00.23 [2] (0:11.81)	0:48.42 [2] (0:12.55)	0:35.87 [3] (0:12.03)	0:23.84 [3] (0:11.49)	0:12.35 [4] (0:12.35)
Average Speed [km/h]	51.8	62.5	61.2	57.8	59.7	62.8	58.3
Top Speed [km/h]	62.6	63.0	62.7	59.3	61.7	63.7	60.5
Avg. Dist. to Rail [m]	2.9	2.2	1.9	1.2	0.2	0.5	2.0
Avg. Stride Freq. [Hz]	2.1	2.3	2.3	2.2	2.2	2.3	2.2
Avg. Stride Length [m]	6.7	7.5	7.5	7.3	7.5	7.6	7.4



- [] Ranking at each section and finish
- .-.- No data available at this section
- NA No data available



Horse/Jockey Name	Singer Sargent
Final Rank	8
Fastest Section Time (Section)	0:11.22 (400m)
Top Speed [km/h] (Section)	64.9 (400m)
Race State	Finished

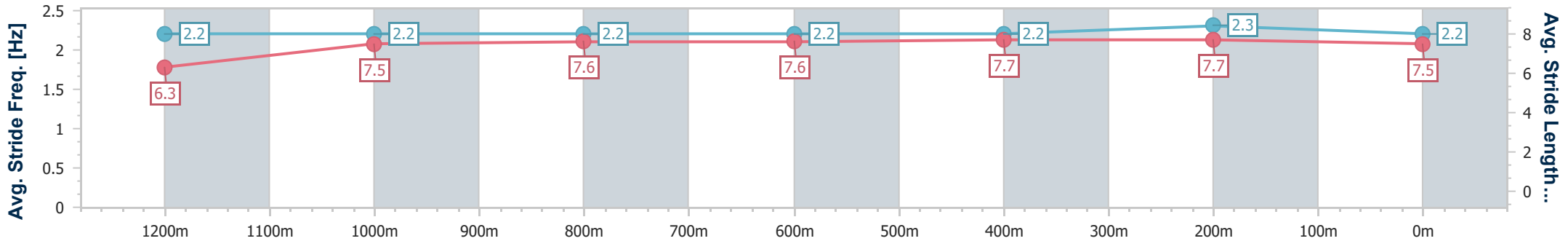
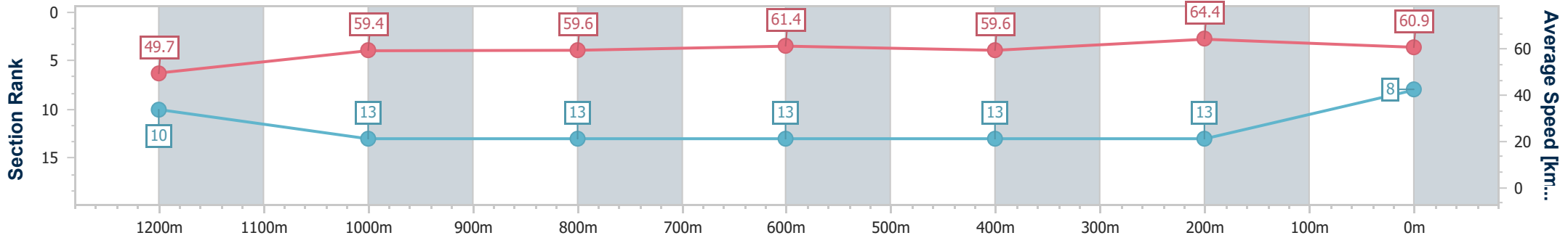


Sunshine Coast QLD Professional
 Race 4: GRAMBOWER CONCRETE CONSTRUCTIONS
 BENCHMARK 68 Handicap - 1400m



14 June 2024 - 17:10
 Track Rating: Soft 6, Weather: Fine, Rail Position: +7m 400m-
 W/Post; +9m Remainder

Section	Overall	1200m	1000m	800m	600m	400m	200m						
Section Times	1:25.81 [8] (0:14.54)	1:11.27 [10] (0:12.12)	0:59.15 [13] (0:12.18)	0:46.97 [13] (0:11.85)	0:35.12 [13] (0:12.09)	0:23.03 [13] (0:11.22)	0:11.81 [13] (0:11.81)						
Average Speed [km/h]	49.7	59.4	59.6	61.4	59.6	64.4	60.9						
Top Speed [km/h]	61.4	61.3	60.7	62.5	63.7	64.9	63.3						
Avg. Dist. to Rail [m]	7.5	3.9	3.5	1.6	0.5	0.7	2.5						
Avg. Stride Freq. [Hz]	2.2	2.2	2.2	2.2	2.2	2.3	2.2						
Avg. Stride Length [m]	6.3	7.5	7.6	7.6	7.7	7.7	7.5						



- [] Ranking at each section and finish
- .-.- No data available at this section
- NA No data available



Horse/Jockey Name	Mishani Missile
Final Rank	9
Fastest Section Time (Section)	0:11.51 (400m)
Top Speed [km/h] (Section)	64.2 (400m)
Race State	Finished



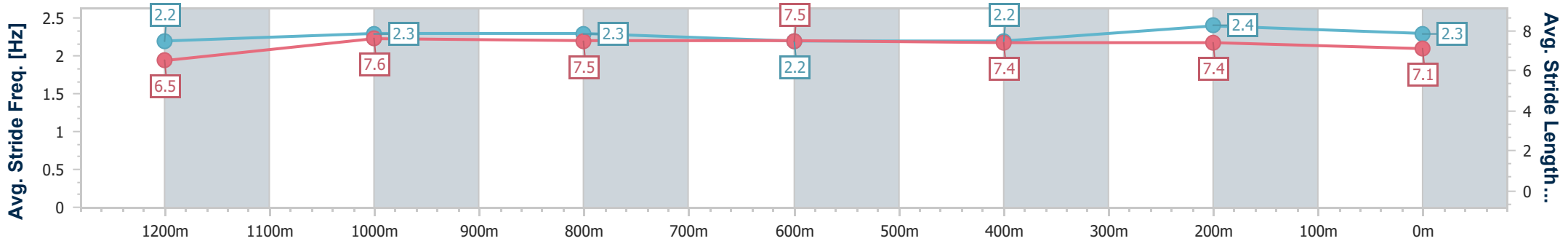
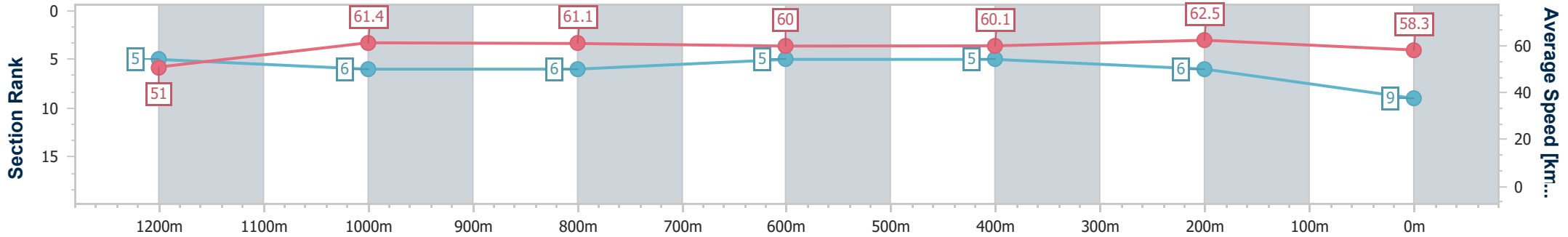
Sunshine Coast QLD Professional
 Race 4: GRAMBOWER CONCRETE CONSTRUCTIONS
 BENCHMARK 68 Handicap - 1400m



14 June 2024 - 17:10

Track Rating: Soft 6, Weather: Fine, Rail Position: +7m 400m-
 W/Post; +9m Remainder

Section	Overall	1200m	1000m	800m	600m	400m	200m
Section Times	1:25.82 [9] (0:14.17)	1:11.65 [5] (0:11.70)	0:59.95 [6] (0:11.89)	0:48.06 [6] (0:12.16)	0:35.90 [5] (0:12.02)	0:23.88 [5] (0:11.51)	0:12.37 [6] (0:12.37)
Average Speed [km/h]	51.0	61.4	61.1	60.0	60.1	62.5	58.3
Top Speed [km/h]	62.2	61.8	61.8	61.1	63.4	64.2	60.9
Avg. Dist. to Rail [m]	5.4	4.1	3.5	1.8	1.0	3.8	5.3
Avg. Stride Freq. [Hz]	2.2	2.3	2.3	2.2	2.2	2.4	2.3
Avg. Stride Length [m]	6.5	7.6	7.5	7.5	7.4	7.4	7.1



- [] Ranking at each section and finish
- .-.- No data available at this section
- NA No data available



Horse/Jockey Name	Raging Pole
Final Rank	10
Fastest Section Time (Section)	0:11.34 (400m)
Top Speed [km/h] (Section)	64.3 (400m)
Race State	Finished

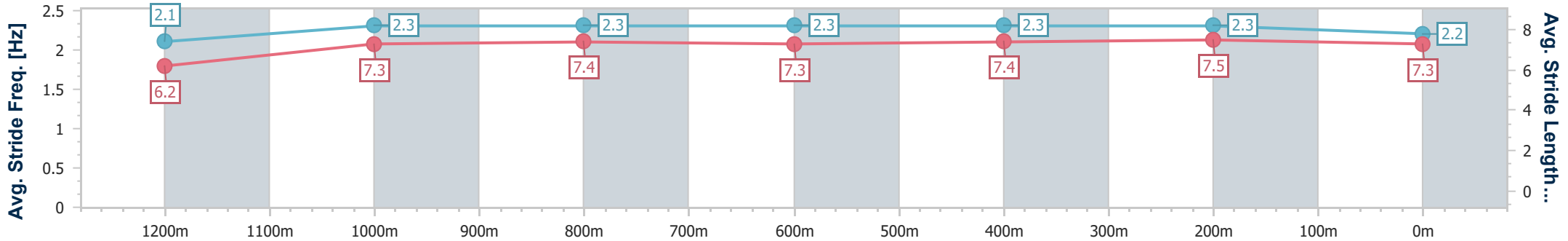
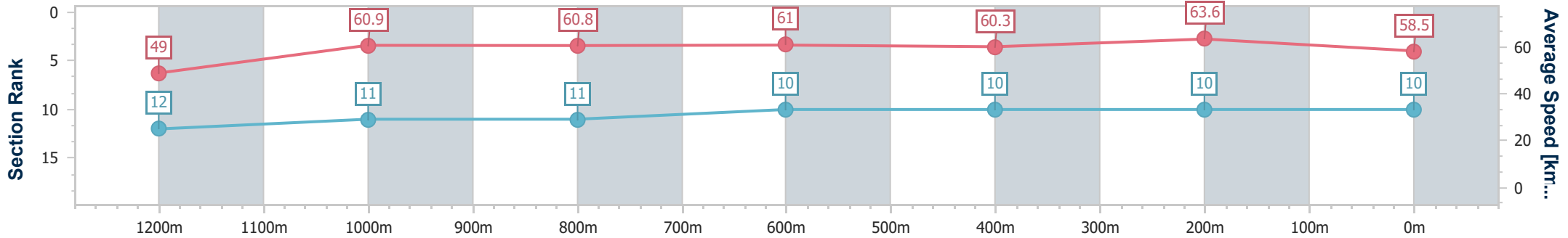


Sunshine Coast QLD Professional
 Race 4: GRAMBOWER CONCRETE CONSTRUCTIONS
 BENCHMARK 68 Handicap - 1400m



14 June 2024 - 17:10
 Track Rating: Soft 6, Weather: Fine, Rail Position: +7m 400m-
 W/Post; +9m Remainder

Section	Overall	1200m	1000m	800m	600m	400m	200m
Section Times	1:25.91 [10] (0:14.75)	1:11.16 [12] (0:11.79)	0:59.37 [11] (0:11.91)	0:47.46 [11] (0:11.87)	0:35.59 [10] (0:11.94)	0:23.65 [10] (0:11.34)	0:12.31 [10] (0:12.31)
Average Speed [km/h]	49.0	60.9	60.8	61.0	60.3	63.6	58.5
Top Speed [km/h]	62.4	63.2	61.0	62.2	62.7	64.3	61.8
Avg. Dist. to Rail [m]	9.2	2.0	1.8	1.0	0.3	0.1	0.9
Avg. Stride Freq. [Hz]	2.1	2.3	2.3	2.3	2.3	2.3	2.2
Avg. Stride Length [m]	6.2	7.3	7.4	7.3	7.4	7.5	7.3



- [] Ranking at each section and finish
- .-.- No data available at this section
- NA No data available



Horse/Jockey Name	Allez Zou
Final Rank	11
Fastest Section Time (Section)	0:11.45 (1200m)
Top Speed [km/h] (Section)	64.1 (1200m)
Race State	Finished

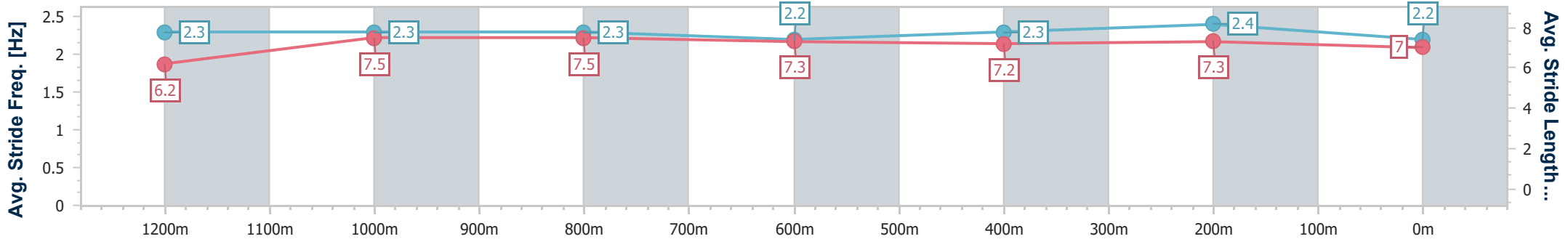
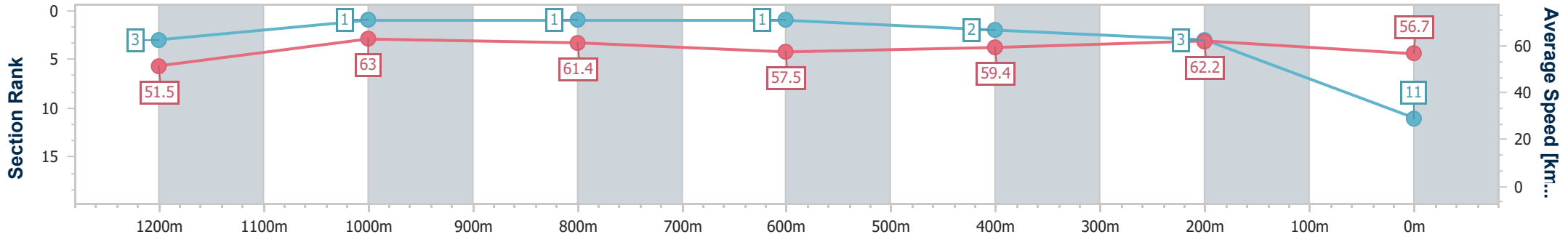


Sunshine Coast QLD Professional
 Race 4: GRAMBOWER CONCRETE CONSTRUCTIONS
 BENCHMARK 68 Handicap - 1400m



14 June 2024 - 17:10
 Track Rating: Soft 6, Weather: Fine, Rail Position: +7m 400m-
 W/Post; +9m Remainder

Section	Overall	1200m	1000m	800m	600m	400m	200m
Section Times	1:25.92 [11] (0:13.99)	1:11.93 [3] (0:11.45)	1:00.48 [1] (0:11.75)	0:48.73 [1] (0:12.46)	0:36.27 [1] (0:12.01)	0:24.26 [2] (0:11.53)	0:12.73 [3] (0:12.73)
Average Speed [km/h]	51.5	63.0	61.4	57.5	59.4	62.2	56.7
Top Speed [km/h]	62.6	64.1	63.8	58.5	62.1	64.0	60.2
Avg. Dist. to Rail [m]	7.0	4.5	2.2	0.9	1.9	1.1	0.5
Avg. Stride Freq. [Hz]	2.3	2.3	2.3	2.2	2.3	2.4	2.2
Avg. Stride Length [m]	6.2	7.5	7.5	7.3	7.2	7.3	7.0



- [] Ranking at each section and finish
- .-.- No data available at this section
- NA No data available



Horse/Jockey Name	Maurice's Medad
Final Rank	12
Fastest Section Time (Section)	0:11.41 (400m)
Top Speed [km/h] (Section)	64.0 (400m)
Race State	Finished



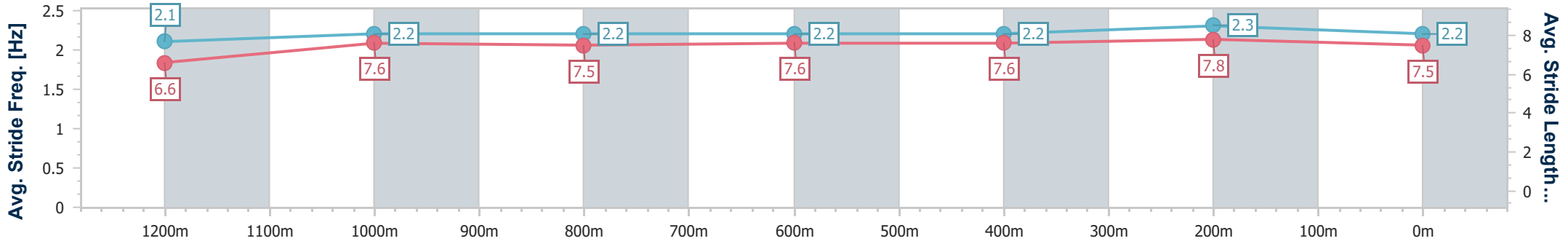
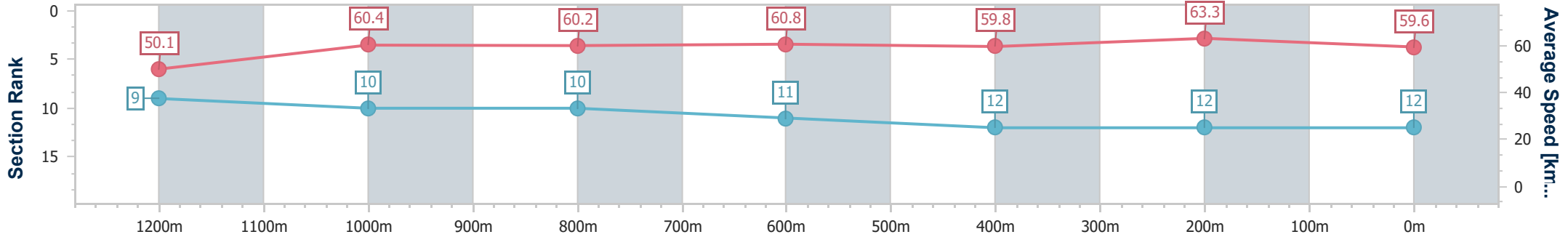
Sunshine Coast QLD Professional
 Race 4: GRAMBOWER CONCRETE CONSTRUCTIONS
 BENCHMARK 68 Handicap - 1400m



14 June 2024 - 17:10

Track Rating: Soft 6, Weather: Fine, Rail Position: +7m 400m-
 W/Post; +9m Remainder

Section	Overall	1200m	1000m	800m	600m	400m	200m						
Section Times	1:25.93 [12] (0:14.40)	1:11.53 [9] (0:11.96)	0:59.57 [10] (0:12.05)	0:47.52 [10] (0:11.98)	0:35.54 [11] (0:12.08)	0:23.46 [12] (0:11.41)	0:12.05 [12] (0:12.05)						
Average Speed [km/h]	50.1	60.4	60.2	60.8	59.8	63.3	59.6						
Top Speed [km/h]	60.9	61.9	60.7	62.3	63.4	64.0	62.0						
Avg. Dist. to Rail [m]	9.4	3.9	2.8	2.2	0.9	2.4	4.9						
Avg. Stride Freq. [Hz]	2.1	2.2	2.2	2.2	2.2	2.3	2.2						
Avg. Stride Length [m]	6.6	7.6	7.5	7.6	7.6	7.8	7.5						



- [] Ranking at each section and finish
- .-.- No data available at this section
- NA No data available



Horse/Jockey Name	Moonan Me
Final Rank	13
Fastest Section Time (Section)	0:11.43 (400m)
Top Speed [km/h] (Section)	64.8 (1000m)
Race State	Finished

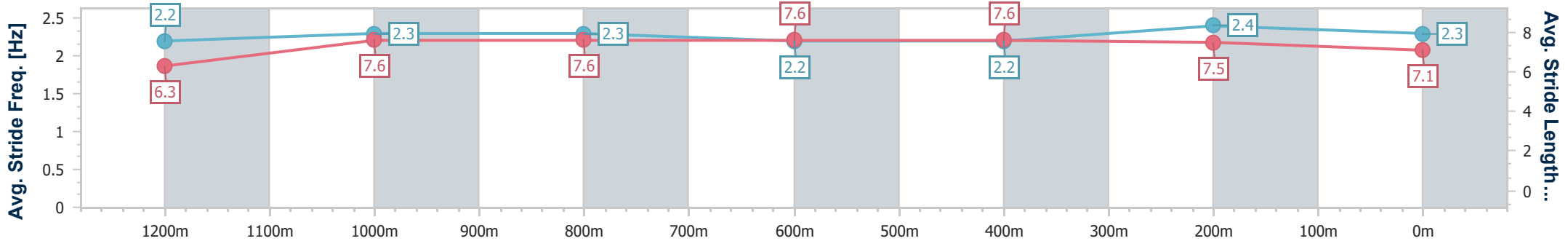
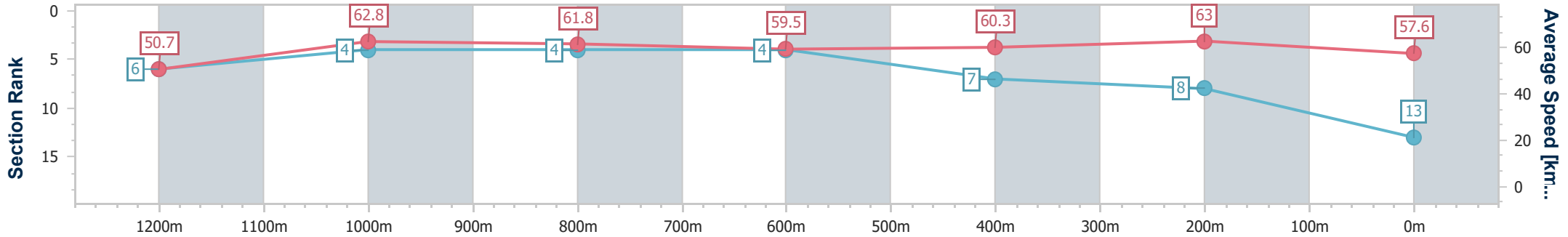


Sunshine Coast QLD Professional
 Race 4: GRAMBOWER CONCRETE CONSTRUCTIONS
 BENCHMARK 68 Handicap - 1400m



14 June 2024 - 17:10
 Track Rating: Soft 6, Weather: Fine, Rail Position: +7m 400m-
 W/Post; +9m Remainder

Section	Overall	1200m	1000m	800m	600m	400m	200m
Section Times	1:25.96 [13] (0:14.18)	1:11.78 [6] (0:11.50)	1:00.28 [4] (0:11.77)	0:48.51 [4] (0:12.44)	0:36.07 [4] (0:12.19)	0:23.88 [7] (0:11.43)	0:12.45 [8] (0:12.45)
Average Speed [km/h]	50.7	62.8	61.8	59.5	60.3	63.0	57.6
Top Speed [km/h]	63.9	63.9	64.8	61.0	62.3	63.6	62.3
Avg. Dist. to Rail [m]	10.3	5.6	4.2	4.6	3.6	5.1	5.4
Avg. Stride Freq. [Hz]	2.2	2.3	2.3	2.2	2.2	2.4	2.3
Avg. Stride Length [m]	6.3	7.6	7.6	7.6	7.6	7.5	7.1



- [] Ranking at each section and finish
- .-.- No data available at this section
- NA No data available