



Townsville QLD Professional

Race 9: LADBROKE IT! Class 3 Handicap - 1200m



13 June 2024 - 17:13

Track Rating: Good 4, Weather: Fine, Rail Position: +3m 1000m-W/Post; True Remainder

Section		Overall											Last 600m	
Field Times		1:09.93											0:34.70	
		(0:13.57)												
		1000m												
		0:56.36												
		(0:10.55)												
		800m												
		0:45.81												
		(0:11.11)												
		600m												
		0:34.70												
		(0:11.31)												
		400m												
		0:23.39												
		(0:11.44)												
		200m												
		0:11.95												
		(0:11.95)												
Rank	TAB	Horse/Jockey	Barrier	Top Speed [km/h]	Fastest Section	Overall	1000m	800m	600m	400m	200m	Margin	Distance Travelled [m]	
1	3	BEAUTY BOOM	3	70.0	0:10.53	1:09.93 [1]	0:56.34 [2]	0:45.81 [1]	0:34.70 [1]	0:23.39 [1]	0:11.95 [1]	1:09.93	0:34.70	
		Justin Stanley		1000m	1000m	(0:13.59)	(0:10.53)	(0:11.11)	(0:11.31)	(0:11.44)	(0:11.95)			
2	2	MOKTAFFY	6	70.9	0:10.65	1:10.19 [2]	0:56.40 [5]	0:45.75 [5]	0:34.78 [4]	0:23.42 [2]	0:12.09 [2]	1.57L	0:34.78 -4	
		Lacey Morrison		1000m	1000m	(0:13.79)	(0:10.65)	(0:10.97)	(0:11.36)	(0:11.33)	(0:12.09)			
3	6	SIR MAXIMUS	16	69.0	0:10.74	1:10.30 [3]	0:56.47 [6]	0:45.73 [6]	0:34.70 [6]	0:23.21 [7]	0:11.79 [6]	2.16L	0:34.70 +3	
		Jackson Murphy		1000m	1000m	(0:13.83)	(0:10.74)	(0:11.03)	(0:11.49)	(0:11.42)	(0:11.79)			
4	4	DEVIL'S INN	8	68.9	0:10.69	1:10.40 [4]	0:56.28 [8]	0:45.59 [8]	0:34.69 [7]	0:23.33 [6]	0:12.09 [4]	2.79L	0:34.69 -2	
		Carl Spry		800m	1000m	(0:14.12)	(0:10.69)	(0:10.90)	(0:11.36)	(0:11.24)	(0:12.09)			
5	10	THE SHERPA	14	69.9	0:10.61	1:10.42 [5]	0:56.71 [3]	0:46.10 [3]	0:35.07 [3]	0:23.57 [4]	0:12.13 [3]	2.92L	0:35.07 +2	
		Melea Castle		1000m	1000m	(0:13.71)	(0:10.61)	(0:11.03)	(0:11.50)	(0:11.44)	(0:12.13)			
6	1	HARROW	10	69.8	0:10.71	1:10.53 [6]	0:55.94 [12]	0:45.23 [11]	0:34.35 [11]	0:22.89 [11]	0:11.80 [9]	3.55L	0:34.35 +3	
		Ryan Wiggins		1000m	1000m	(0:14.59)	(0:10.71)	(0:10.88)	(0:11.46)	(0:11.09)	(0:11.80)			
7	8	FIVE BULLS	15	68.9	0:10.67	1:10.54 [7]	0:56.35 [9]	0:45.68 [9]	0:34.65 [9]	0:23.17 [9]	0:11.73 [11]	3.63L	0:34.65 +3	
		Adrian Layt		1000m	1000m	(0:14.19)	(0:10.67)	(0:11.03)	(0:11.48)	(0:11.44)	(0:11.73)			
8	7	VALENKI	13	68.5	0:10.78	1:10.59 [8]	0:56.75 [7]	0:45.97 [7]	0:34.87 [8]	0:23.35 [8]	0:11.90 [8]	3.9L	0:34.87 +1	
		Nathan Thomas		1000m	1000m	(0:13.84)	(0:10.78)	(0:11.10)	(0:11.52)	(0:11.45)	(0:11.90)			
9	11	VICTORY FOR US	1	68.5	0:10.76	1:10.60 [9]	0:56.33 [10]	0:45.57 [10]	0:34.51 [10]	0:23.10 [10]	0:11.84 [10]	3.96L	0:34.51 +3	
		Denicious Smith		1000m	1000m	(0:14.27)	(0:10.76)	(0:11.06)	(0:11.41)	(0:11.26)	(0:11.84)			
10	13	DYSTOPIAN	12	69.8	0:10.64	1:11.03 [10]	0:57.46 [1]	0:46.82 [2]	0:35.73 [2]	0:24.24 [3]	0:12.56 [5]	6.5L	0:35.73 -1	
		Chelsea Jokic		1000m	1000m	(0:13.57)	(0:10.64)	(0:11.09)	(0:11.49)	(0:11.68)	(0:12.56)			

Scratched: Listen Listen (#14), Extra Free (#15), Dawn Strike (#16)

[] Ranking at each section and finish
 -:-:- No data available at this section
 NA No data available

SCN Saddle cloth number
 DNF Did not finish
 DNT Did not track



Townsville QLD Professional

Race 9: LADBROKE IT! Class 3 Handicap - 1200m

13 June 2024 - 17:13



Track Rating: Good 4, Weather: Fine, Rail Position: +3m 1000m-W/Post; True Remainder

Section		Overall	1000m	800m	600m	400m	200m	Last 600m					
Field Times		1:09.93 (0:13.57)	0:56.36 (0:10.55)	0:45.81 (0:11.11)	0:34.70 (0:11.31)	0:23.39 (0:11.44)	0:11.95 (0:11.95)	0:34.70					
Rank	TAB Horse/Jockey	Barrier	Top Speed [km/h]	Fastest Section	Margin							Distance Travelled [m]	
11	9 PRIVATE CHEETAH Adam Spinks	11	69.2 1000m	0:10.66 1000m	1:11.08 [11] (0:13.75)	0:57.33 [4] (0:10.66)	0:46.67 [4] (0:11.18)	0:35.49 [5] (0:11.41)	0:24.08 [5] (0:11.62)	0:12.46 [7] (0:12.46)	6.8L	0:35.49	+0
12	5 CETSHWAYO Masayuki Abe	7	68.1 1000m	0:10.82 1000m	1:11.88 [12] (0:14.68)	0:57.20 [13] (0:10.82)	0:46.38 [13] (0:10.90)	0:35.48 [12] (0:11.38)	0:24.10 [12] (0:11.53)	0:12.57 [12] (0:12.57)	11.51L	0:35.48	-6
13	12 BLOOMIN' READY Jason Taylor	5	67.8 1000m	0:11.03 1000m	1:12.21 [13] (0:14.38)	0:57.83 [11] (0:11.03)	0:46.80 [12] (0:11.14)	0:35.66 [13] (0:11.62)	0:24.04 [13] (0:11.65)	0:12.39 [13] (0:12.39)	13.43L	0:35.66	+0

Scratched: Listen Listen (#14), Extra Free (#15), Dawn Strike (#16)

[] Ranking at each section and finish
 -:-:-:- No data available at this section
 NA No data available

SCN Saddle cloth number
 DNF Did not finish
 DNT Did not track



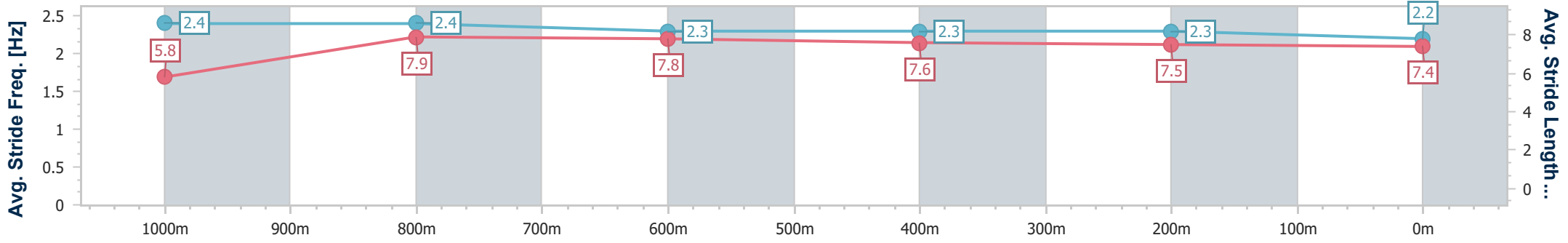
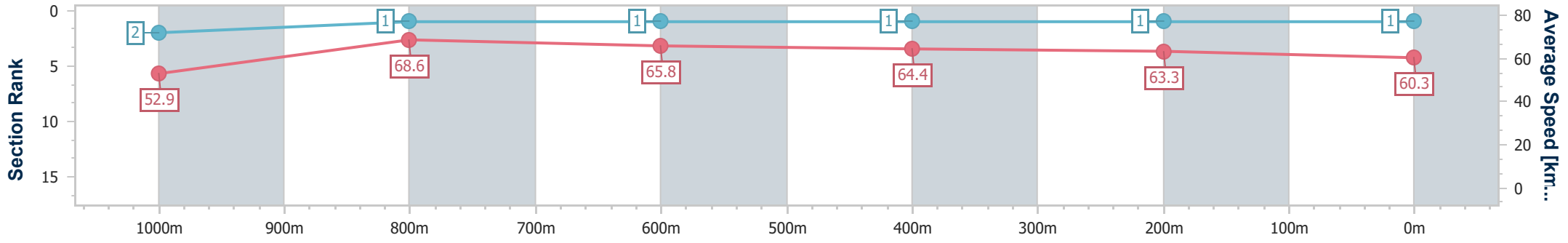
Horse/Jockey Name	Beauty Boom
Final Rank	1
Fastest Section Time (Section)	0:10.53 (1000m)
Top Speed [km/h] (Section)	70.0 (1000m)
Race State	Finished



Townsville QLD Professional
Race 9: LADBROKE IT! Class 3 Handicap - 1200m
 13 June 2024 - 17:13
 Track Rating: Good 4, Weather: Fine, Rail Position: +3m 1000m-
 W/Post; True Remainder



Section	Overall	1000m	800m	600m	400m	200m
Section Times	1:09.93 [1] (0:13.59)	0:56.34 [2] (0:10.53)	0:45.81 [1] (0:11.11)	0:34.70 [1] (0:11.31)	0:23.39 [1] (0:11.44)	0:11.95 [1] (0:11.95)
Average Speed [km/h]	52.9	68.6	65.8	64.4	63.3	60.3
Top Speed [km/h]	69.9	70.0	67.1	65.9	64.7	64.9
Avg. Dist. to Rail [m]	2.4	1.4	3.1	2.3	2.2	0.4
Avg. Stride Freq. [Hz]	2.4	2.4	2.3	2.3	2.3	2.2
Avg. Stride Length [m]	5.8	7.9	7.8	7.6	7.5	7.4



- [] Ranking at each section and finish
- .-.- No data available at this section
- NA No data available



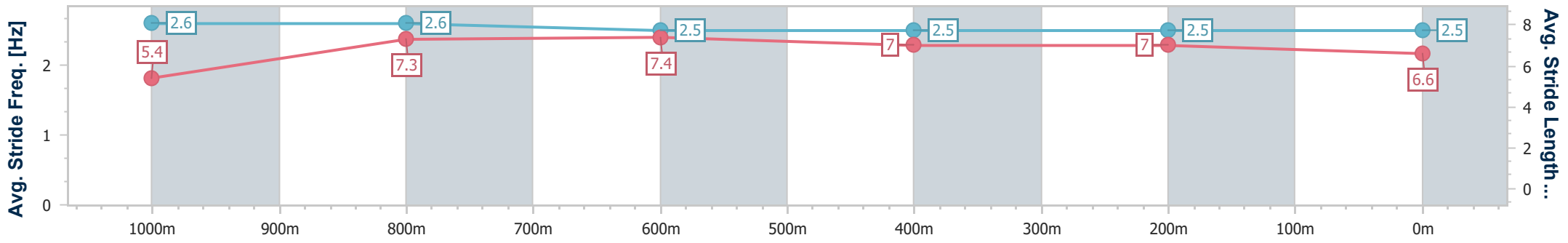
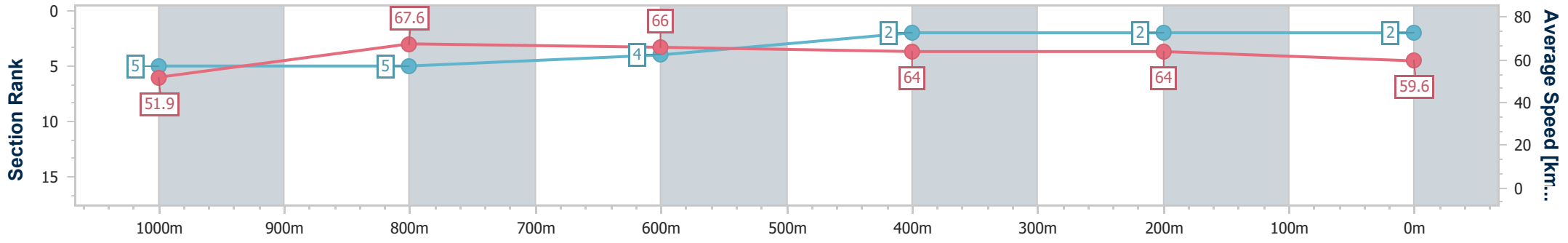
Horse/Jockey Name	Moktaffy
Final Rank	2
Fastest Section Time (Section)	0:10.65 (1000m)
Top Speed [km/h] (Section)	70.9 (1000m)
Race State	Finished



Townsville QLD Professional
 Race 9: LADBROKE IT! Class 3 Handicap - 1200m
 13 June 2024 - 17:13
 Track Rating: Good 4, Weather: Fine, Rail Position: +3m 1000m-
 W/Post; True Remainder



Section	Overall	1000m	800m	600m	400m	200m
Section Times	1:10.19 [2] (0:13.79)	0:56.40 [5] (0:10.65)	0:45.75 [5] (0:10.97)	0:34.78 [4] (0:11.36)	0:23.42 [2] (0:11.33)	0:12.09 [2] (0:12.09)
Average Speed [km/h]	51.9	67.6	66.0	64.0	64.0	59.6
Top Speed [km/h]	70.2	70.9	68.4	65.1	64.8	62.3
Avg. Dist. to Rail [m]	3.8	1.0	1.0	2.1	4.1	4.6
Avg. Stride Freq. [Hz]	2.6	2.6	2.5	2.5	2.5	2.5
Avg. Stride Length [m]	5.4	7.3	7.4	7.0	7.0	6.6



- [] Ranking at each section and finish
- .-.- No data available at this section
- NA No data available



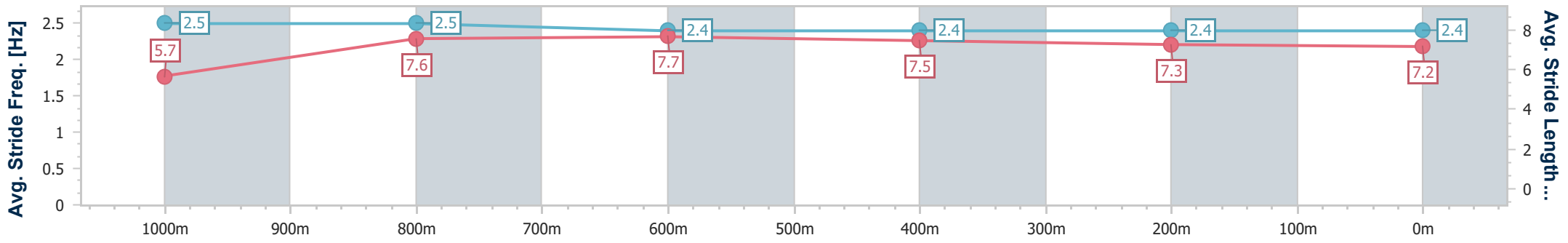
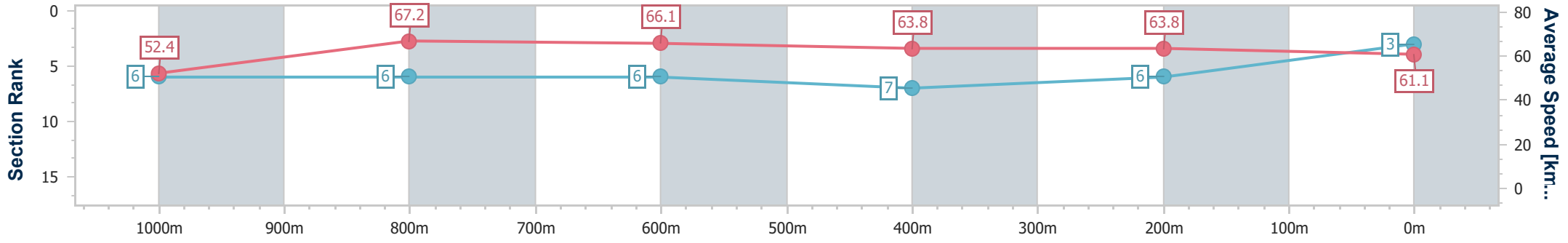
Horse/Jockey Name	Sir Maximus
Final Rank	3
Fastest Section Time (Section)	0:10.74 (1000m)
Top Speed [km/h] (Section)	69.0 (1000m)
Race State	Finished



Townsville QLD Professional
 Race 9: LADBROKE IT! Class 3 Handicap - 1200m
 13 June 2024 - 17:13
 Track Rating: Good 4, Weather: Fine, Rail Position: +3m 1000m-
 W/Post; True Remainder



Section	Overall	1000m	800m	600m	400m	200m
Section Times	1:10.30 [3] (0:13.83)	0:56.47 [6] (0:10.74)	0:45.73 [6] (0:11.03)	0:34.70 [6] (0:11.49)	0:23.21 [7] (0:11.42)	0:11.79 [6] (0:11.79)
Average Speed [km/h]	52.4	67.2	66.1	63.8	63.8	61.1
Top Speed [km/h]	68.7	69.0	67.7	66.4	65.1	63.3
Avg. Dist. to Rail [m]	10.3	0.7	2.3	3.8	6.4	8.1
Avg. Stride Freq. [Hz]	2.5	2.5	2.4	2.4	2.4	2.4
Avg. Stride Length [m]	5.7	7.6	7.7	7.5	7.3	7.2



- [] Ranking at each section and finish
- .-.- No data available at this section
- NA No data available



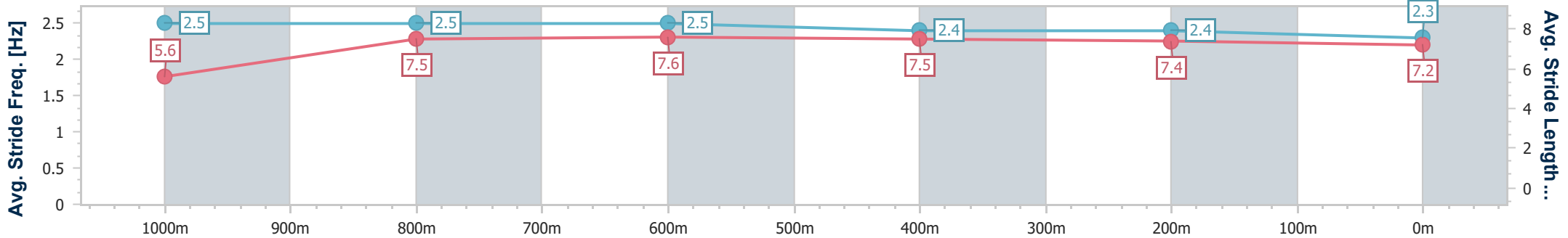
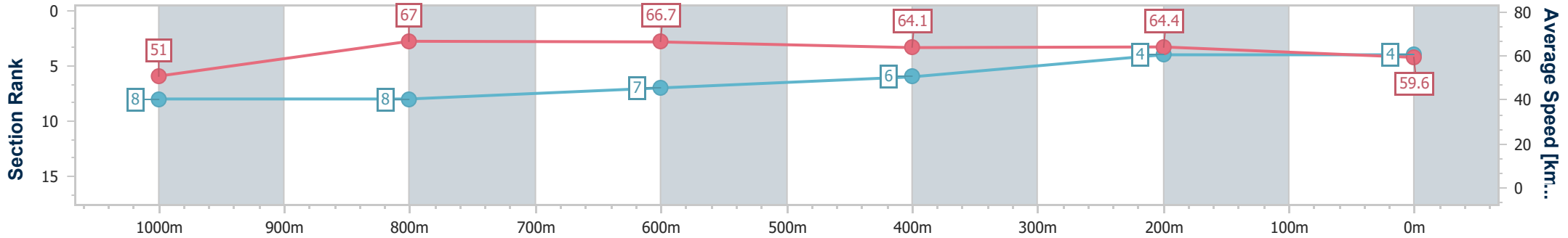
Horse/Jockey Name	Devil's Inn
Final Rank	4
Fastest Section Time (Section)	0:10.69 (1000m)
Top Speed [km/h] (Section)	68.9 (800m)
Race State	Finished



Townsville QLD Professional
Race 9: LADBROKE IT! Class 3 Handicap - 1200m
 13 June 2024 - 17:13
 Track Rating: Good 4, Weather: Fine, Rail Position: +3m 1000m-
 W/Post; True Remainder



Section	Overall	1000m	800m	600m	400m	200m
Section Times	1:10.40 [4] (0:14.12)	0:56.28 [8] (0:10.69)	0:45.59 [8] (0:10.90)	0:34.69 [7] (0:11.36)	0:23.33 [6] (0:11.24)	0:12.09 [4] (0:12.09)
Average Speed [km/h]	51.0	67.0	66.7	64.1	64.4	59.6
Top Speed [km/h]	67.8	68.0	68.9	66.3	66.0	62.5
Avg. Dist. to Rail [m]	4.5	1.4	2.0	2.5	3.9	5.1
Avg. Stride Freq. [Hz]	2.5	2.5	2.5	2.4	2.4	2.3
Avg. Stride Length [m]	5.6	7.5	7.6	7.5	7.4	7.2



- [] Ranking at each section and finish
- .-.- No data available at this section
- NA No data available



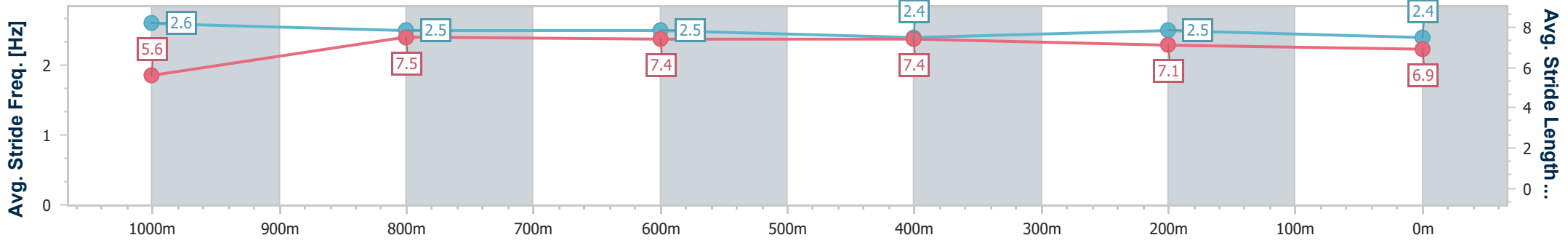
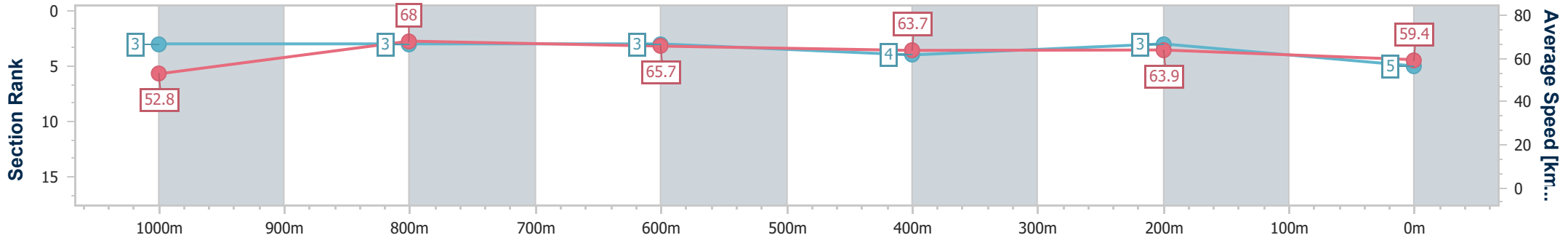
Horse/Jockey Name	The Sherpa
Final Rank	5
Fastest Section Time (Section)	0:10.61 (1000m)
Top Speed [km/h] (Section)	69.9 (1000m)
Race State	Finished



Townsville QLD Professional
 Race 9: LADBROKE IT! Class 3 Handicap - 1200m
 13 June 2024 - 17:13
 Track Rating: Good 4, Weather: Fine, Rail Position: +3m 1000m-
 W/Post; True Remainder



Section	Overall	1000m	800m	600m	400m	200m
Section Times	1:10.42 [5] (0:13.71)	0:56.71 [3] (0:10.61)	0:46.10 [3] (0:11.03)	0:35.07 [3] (0:11.50)	0:23.57 [4] (0:11.44)	0:12.13 [3] (0:12.13)
Average Speed [km/h]	52.8	68.0	65.7	63.7	63.9	59.4
Top Speed [km/h]	69.9	69.9	67.3	66.2	65.9	62.1
Avg. Dist. to Rail [m]	9.1	0.6	1.2	3.8	7.3	7.0
Avg. Stride Freq. [Hz]	2.6	2.5	2.5	2.4	2.5	2.4
Avg. Stride Length [m]	5.6	7.5	7.4	7.4	7.1	6.9



- [] Ranking at each section and finish
- .-.- No data available at this section
- NA No data available



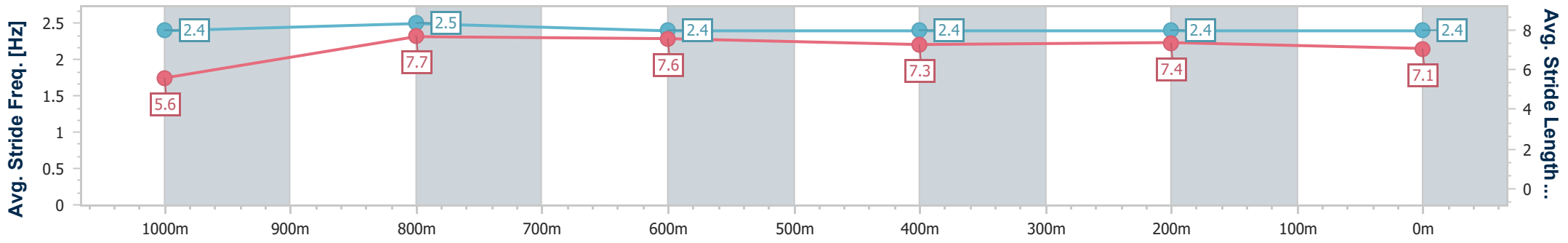
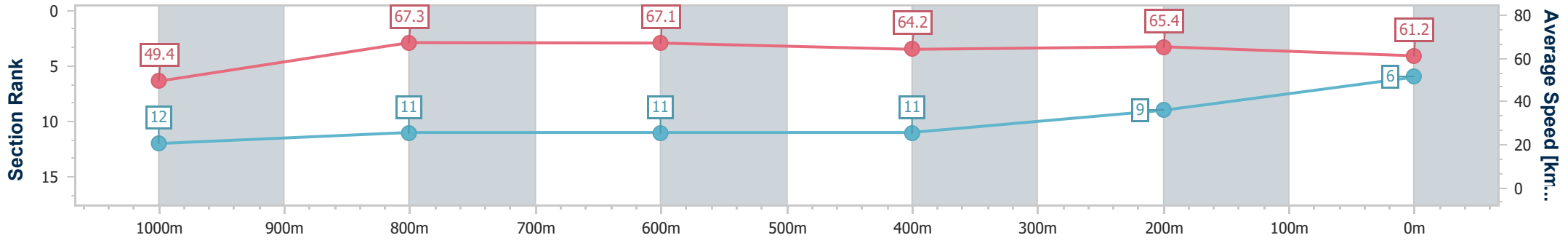
Horse/Jockey Name	Harrow
Final Rank	6
Fastest Section Time (Section)	0:10.71 (1000m)
Top Speed [km/h] (Section)	69.8 (1000m)
Race State	Finished



Townsville QLD Professional
Race 9: LADBROKE IT! Class 3 Handicap - 1200m
 13 June 2024 - 17:13
 Track Rating: Good 4, Weather: Fine, Rail Position: +3m 1000m-
 W/Post; True Remainder



Section	Overall	1000m	800m	600m	400m	200m
Section Times	1:10.53 [6] (0:14.59)	0:55.94 [12] (0:10.71)	0:45.23 [11] (0:10.88)	0:34.35 [11] (0:11.46)	0:22.89 [11] (0:11.09)	0:11.80 [9] (0:11.80)
Average Speed [km/h]	49.4	67.3	67.1	64.2	65.4	61.2
Top Speed [km/h]	65.8	69.8	69.3	65.9	66.2	64.2
Avg. Dist. to Rail [m]	6.0	0.5	2.5	4.6	5.6	8.2
Avg. Stride Freq. [Hz]	2.4	2.5	2.4	2.4	2.4	2.4
Avg. Stride Length [m]	5.6	7.7	7.6	7.3	7.4	7.1



- [] Ranking at each section and finish
- .-.- No data available at this section
- NA No data available



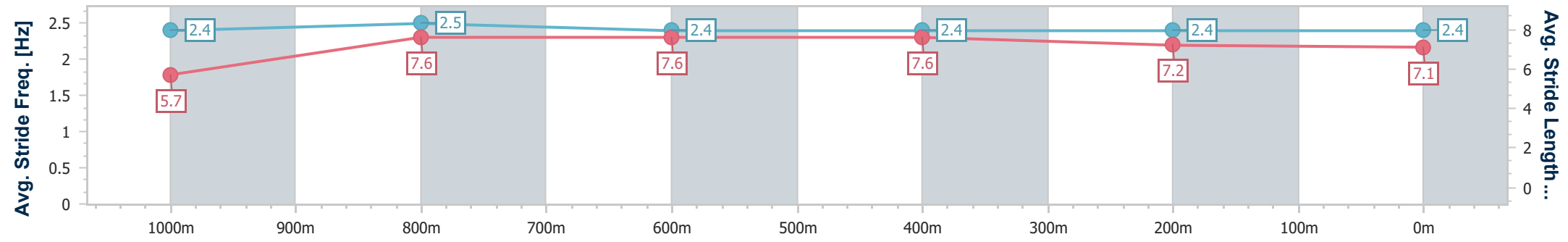
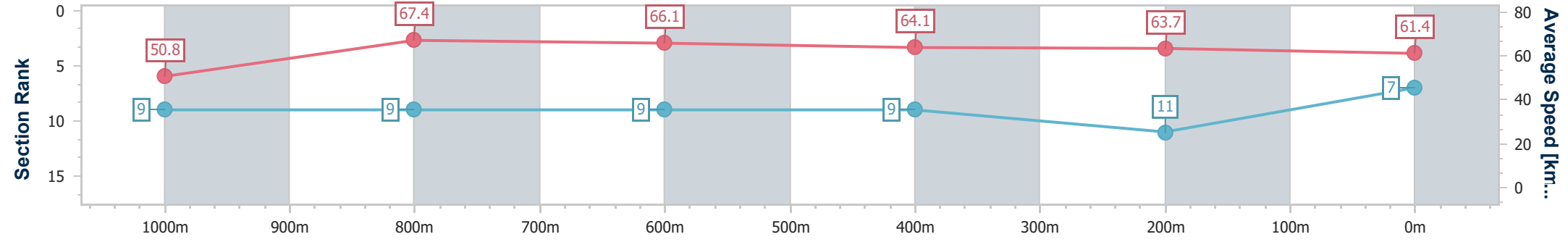
Horse/Jockey Name	Five Bulls
Final Rank	7
Fastest Section Time (Section)	0:10.67 (1000m)
Top Speed [km/h] (Section)	68.9 (1000m)
Race State	Finished



Townsville QLD Professional
 Race 9: LADBROKE IT! Class 3 Handicap - 1200m
 13 June 2024 - 17:13
 Track Rating: Good 4, Weather: Fine, Rail Position: +3m 1000m-
 W/Post; True Remainder



Section	Overall	1000m	800m	600m	400m	200m
Section Times	1:10.54 [7] (0:14.19)	0:56.35 [9] (0:10.67)	0:45.68 [9] (0:11.03)	0:34.65 [9] (0:11.48)	0:23.17 [9] (0:11.44)	0:11.73 [11] (0:11.73)
Average Speed [km/h]	50.8	67.4	66.1	64.1	63.7	61.4
Top Speed [km/h]	67.7	68.9	68.1	66.9	64.4	63.6
Avg. Dist. to Rail [m]	8.3	0.7	2.4	4.5	8.1	10.3
Avg. Stride Freq. [Hz]	2.4	2.5	2.4	2.4	2.4	2.4
Avg. Stride Length [m]	5.7	7.6	7.6	7.6	7.2	7.1



- [] Ranking at each section and finish
- .-.- No data available at this section
- NA No data available



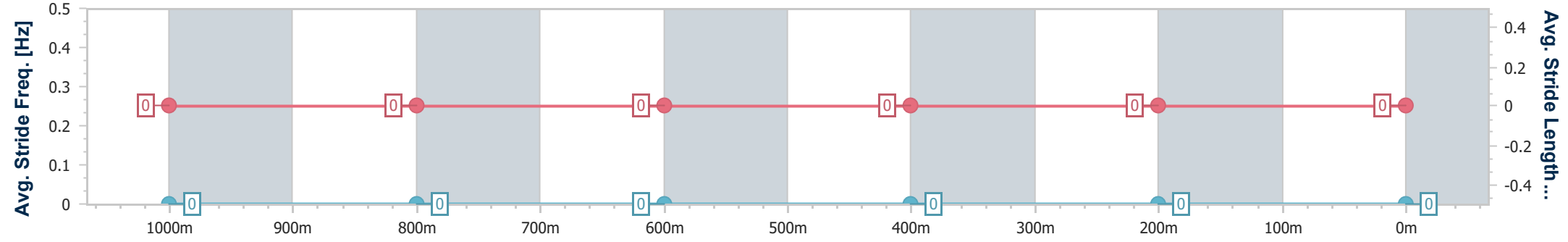
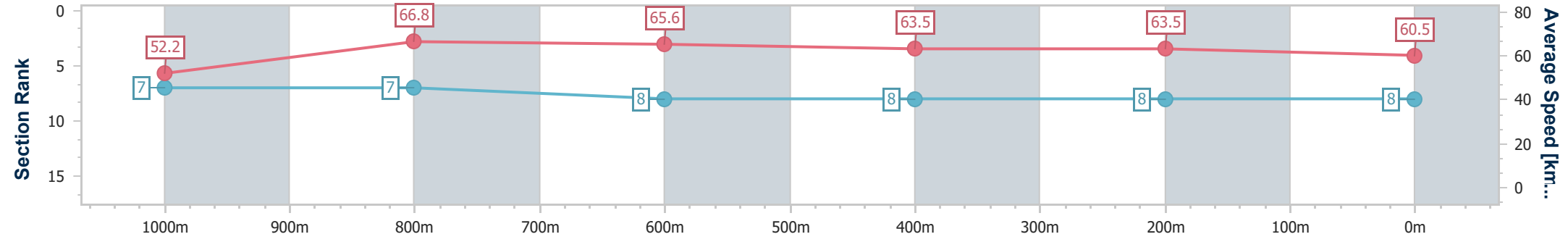
Horse/Jockey Name	Valenki
Final Rank	8
Fastest Section Time (Section)	0:10.78 (1000m)
Top Speed [km/h] (Section)	68.5 (1000m)
Race State	Finished



Townsville QLD Professional
Race 9: LADBROKE IT! Class 3 Handicap - 1200m
 13 June 2024 - 17:13
 Track Rating: Good 4, Weather: Fine, Rail Position: +3m 1000m-
 W/Post; True Remainder



Section	Overall	1000m	800m	600m	400m	200m
Section Times	1:10.59 [8] (0:13.84)	0:56.75 [7] (0:10.78)	0:45.97 [7] (0:11.10)	0:34.87 [8] (0:11.52)	0:23.35 [8] (0:11.45)	0:11.90 [8] (0:11.90)
Average Speed [km/h]	52.2	66.8	65.6	63.5	63.5	60.5
Top Speed [km/h]	68.3	68.5	67.6	64.7	63.8	63.1
Avg. Dist. to Rail [m]	7.7	0.6	2.0	3.4	6.4	9.0
Avg. Stride Freq. [Hz]	--	--	--	--	--	--
Avg. Stride Length [m]	--	--	--	--	--	--



- [] Ranking at each section and finish
- No data available at this section
- NA No data available



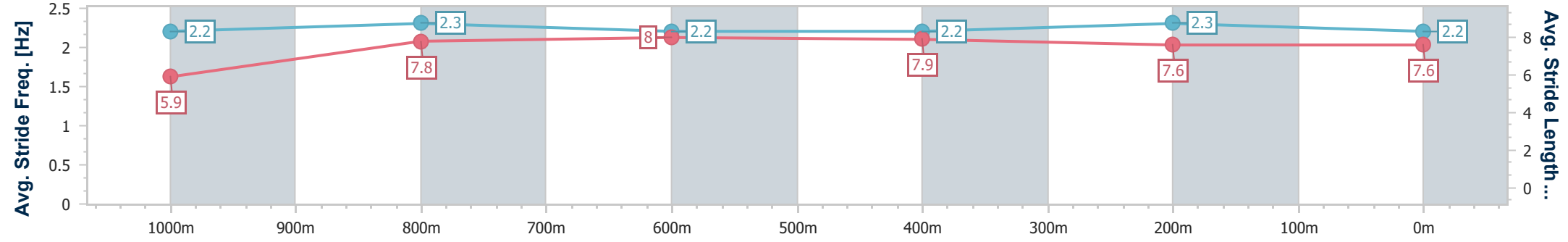
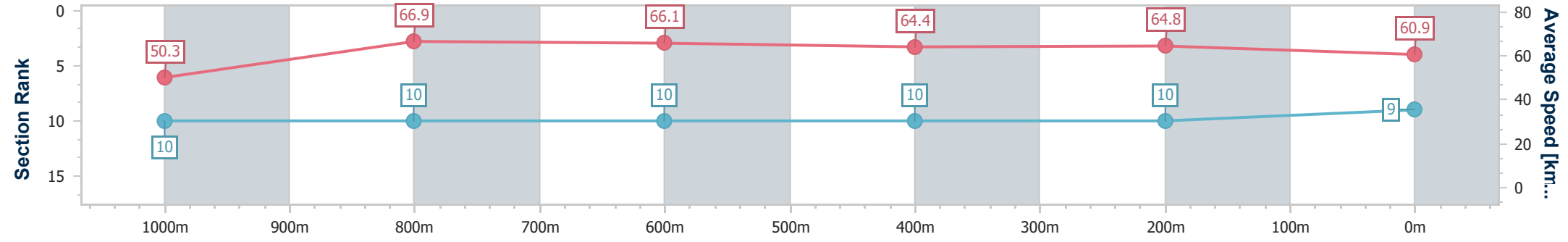
Horse/Jockey Name	Victory For Us
Final Rank	9
Fastest Section Time (Section)	0:10.76 (1000m)
Top Speed [km/h] (Section)	68.5 (1000m)
Race State	Finished



Townsville QLD Professional
Race 9: LADBROKE IT! Class 3 Handicap - 1200m
 13 June 2024 - 17:13
 Track Rating: Good 4, Weather: Fine, Rail Position: +3m 1000m-
 W/Post; True Remainder



Section	Overall	1000m	800m	600m	400m	200m
Section Times	1:10.60 [9] (0:14.27)	0:56.33 [10] (0:10.76)	0:45.57 [10] (0:11.06)	0:34.51 [10] (0:11.41)	0:23.10 [10] (0:11.26)	0:11.84 [10] (0:11.84)
Average Speed [km/h]	50.3	66.9	66.1	64.4	64.8	60.9
Top Speed [km/h]	67.2	68.5	67.4	65.7	65.1	64.1
Avg. Dist. to Rail [m]	2.1	1.0	2.5	4.7	8.5	10.7
Avg. Stride Freq. [Hz]	2.2	2.3	2.2	2.2	2.3	2.2
Avg. Stride Length [m]	5.9	7.8	8.0	7.9	7.6	7.6



- [] Ranking at each section and finish
- .-.- No data available at this section
- NA No data available



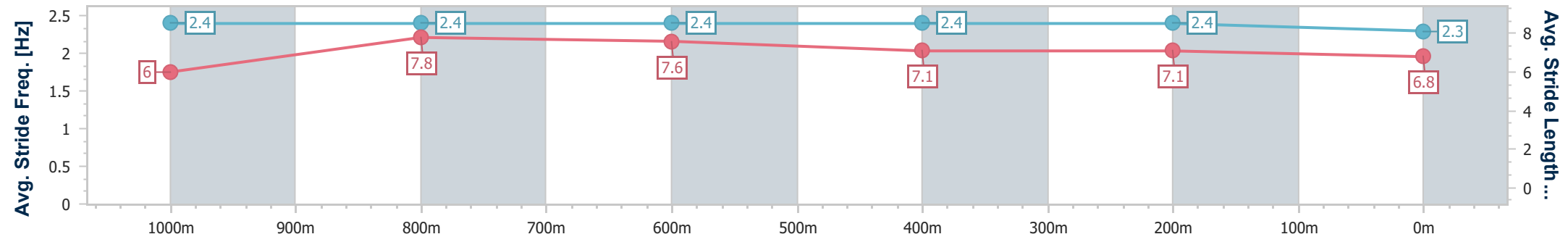
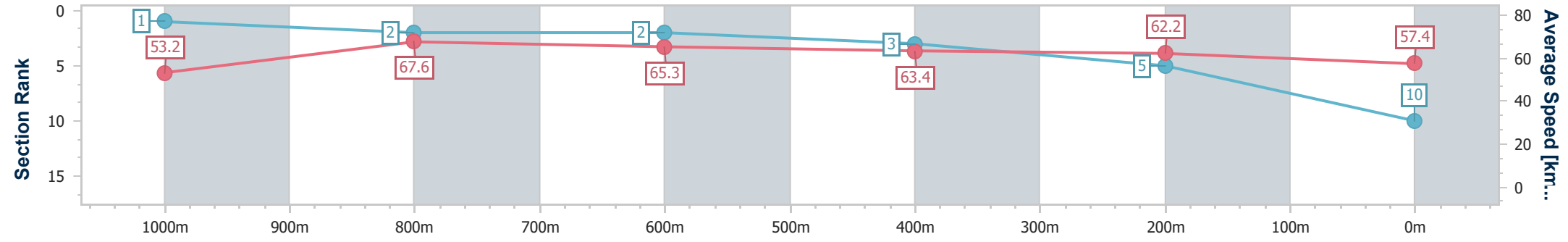
Horse/Jockey Name	Dystopian
Final Rank	10
Fastest Section Time (Section)	0:10.64 (1000m)
Top Speed [km/h] (Section)	69.8 (1000m)
Race State	Finished



Townsville QLD Professional
Race 9: LADBROKE IT! Class 3 Handicap - 1200m
 13 June 2024 - 17:13
 Track Rating: Good 4, Weather: Fine, Rail Position: +3m 1000m-
 W/Post; True Remainder



Section	Overall	1000m	800m	600m	400m	200m
Section Times	1:11.03 [10] (0:13.57)	0:57.46 [1] (0:10.64)	0:46.82 [2] (0:11.09)	0:35.73 [2] (0:11.49)	0:24.24 [3] (0:11.68)	0:12.56 [5] (0:12.56)
Average Speed [km/h]	53.2	67.6	65.3	63.4	62.2	57.4
Top Speed [km/h]	69.7	69.8	68.1	65.0	63.8	60.2
Avg. Dist. to Rail [m]	7.2	0.3	1.4	2.9	5.1	6.5
Avg. Stride Freq. [Hz]	2.4	2.4	2.4	2.4	2.4	2.3
Avg. Stride Length [m]	6.0	7.8	7.6	7.1	7.1	6.8



- [] Ranking at each section and finish
- .-.- No data available at this section
- NA No data available



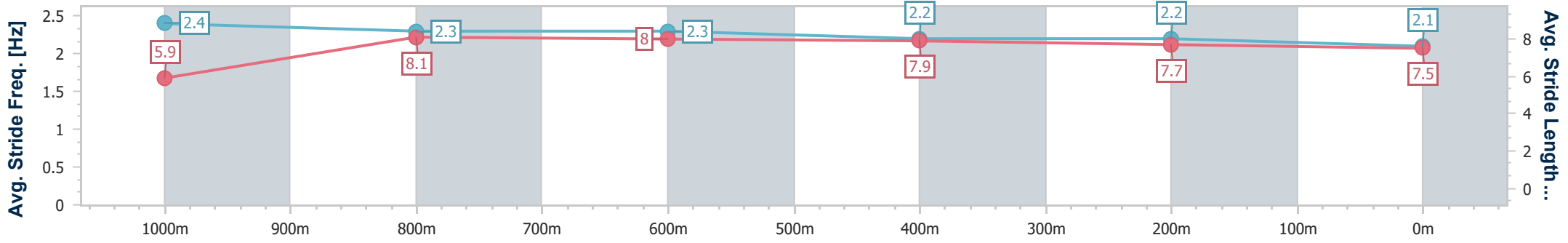
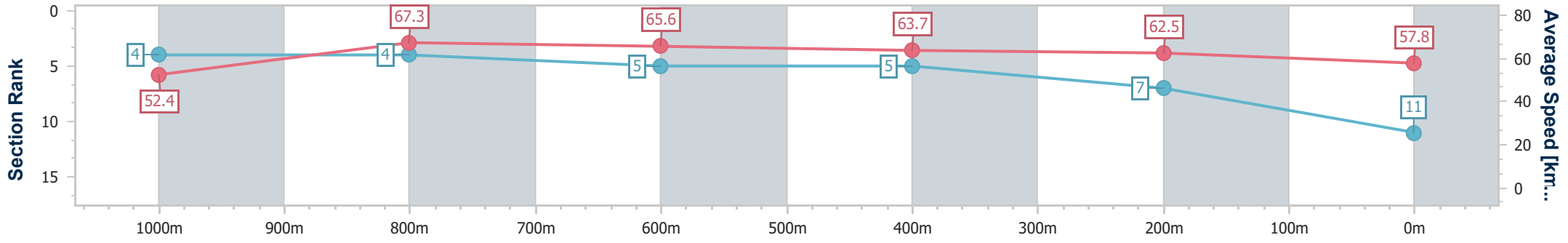
Horse/Jockey Name	Private Cheetah
Final Rank	11
Fastest Section Time (Section)	0:10.66 (1000m)
Top Speed [km/h] (Section)	69.2 (1000m)
Race State	Finished



Townsville QLD Professional
 Race 9: LADBROKE IT! Class 3 Handicap - 1200m
 13 June 2024 - 17:13
 Track Rating: Good 4, Weather: Fine, Rail Position: +3m 1000m-
 W/Post; True Remainder



Section	Overall	1000m	800m	600m	400m	200m
Section Times	1:11.08 [11] (0:13.75)	0:57.33 [4] (0:10.66)	0:46.67 [4] (0:11.18)	0:35.49 [5] (0:11.41)	0:24.08 [5] (0:11.62)	0:12.46 [7] (0:12.46)
Average Speed [km/h]	52.4	67.3	65.6	63.7	62.5	57.8
Top Speed [km/h]	68.3	69.2	67.7	66.2	64.3	61.3
Avg. Dist. to Rail [m]	5.4	1.2	3.2	2.7	4.5	5.6
Avg. Stride Freq. [Hz]	2.4	2.3	2.3	2.2	2.2	2.1
Avg. Stride Length [m]	5.9	8.1	8.0	7.9	7.7	7.5



- [] Ranking at each section and finish
- .-.- No data available at this section
- NA No data available



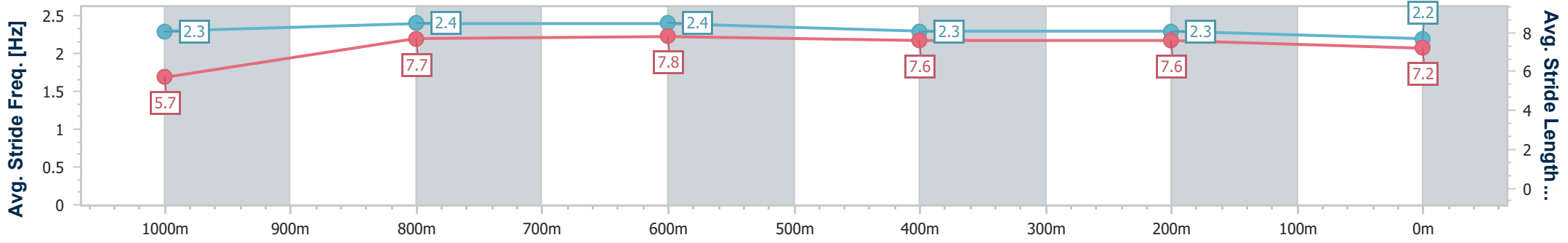
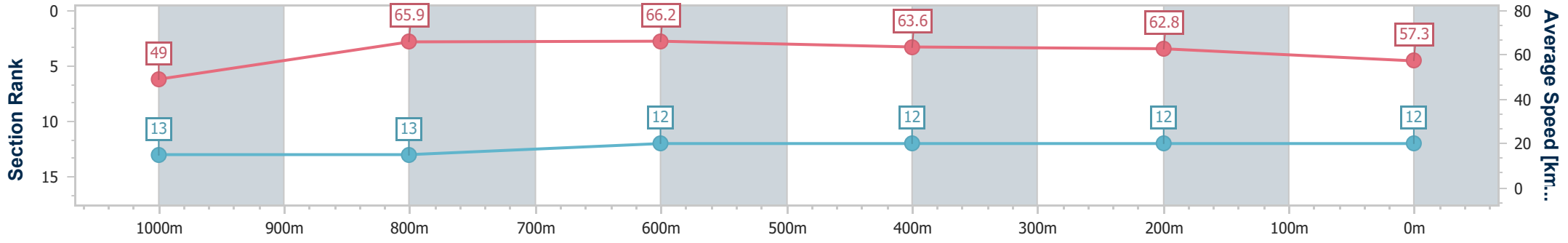
Horse/Jockey Name	Cetshwayo
Final Rank	12
Fastest Section Time (Section)	0:10.82 (1000m)
Top Speed [km/h] (Section)	68.1 (1000m)
Race State	Finished



Townsville QLD Professional
Race 9: LADBROKE IT! Class 3 Handicap - 1200m
 13 June 2024 - 17:13
 Track Rating: Good 4, Weather: Fine, Rail Position: +3m 1000m-
 W/Post; True Remainder



Section	Overall	1000m	800m	600m	400m	200m
Section Times	1:11.88 [12] (0:14.68)	0:57.20 [13] (0:10.82)	0:46.38 [13] (0:10.90)	0:35.48 [12] (0:11.38)	0:24.10 [12] (0:11.53)	0:12.57 [12] (0:12.57)
Average Speed [km/h]	49.0	65.9	66.2	63.6	62.8	57.3
Top Speed [km/h]	65.5	68.1	67.8	65.9	64.1	61.3
Avg. Dist. to Rail [m]	4.4	2.0	0.6	1.1	4.6	7.8
Avg. Stride Freq. [Hz]	2.3	2.4	2.4	2.3	2.3	2.2
Avg. Stride Length [m]	5.7	7.7	7.8	7.6	7.6	7.2



- [] Ranking at each section and finish
- .-.- No data available at this section
- NA No data available



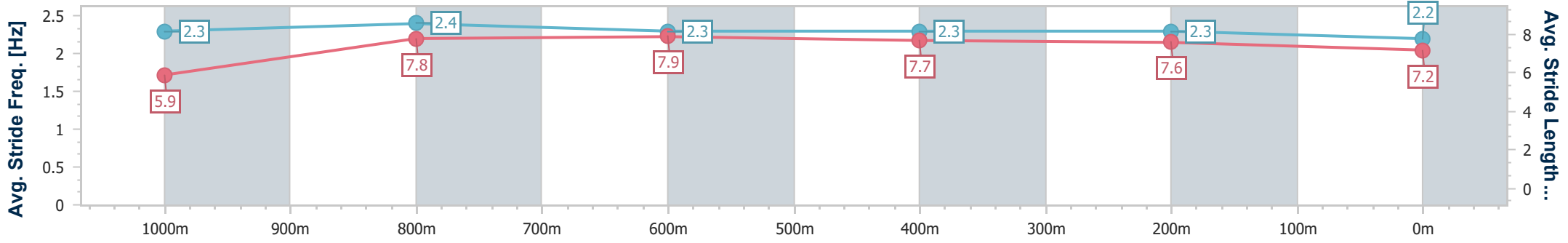
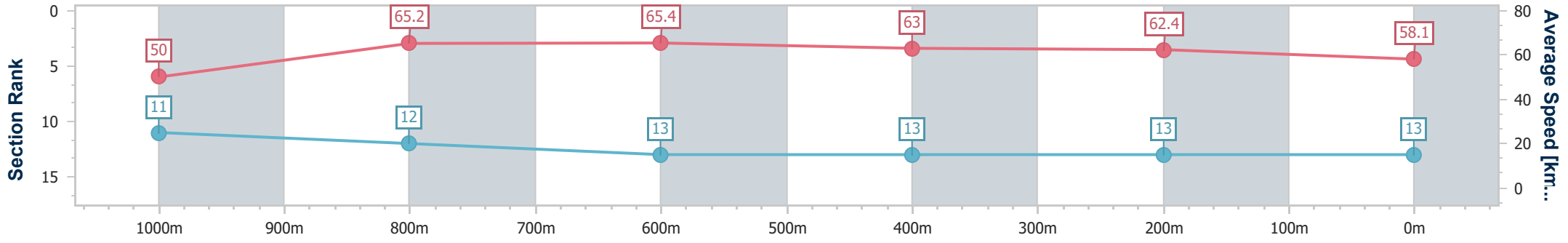
Horse/Jockey Name	Bloomin' Ready
Final Rank	13
Fastest Section Time (Section)	0:11.03 (1000m)
Top Speed [km/h] (Section)	67.8 (1000m)
Race State	Finished



Townsville QLD Professional
Race 9: LADBROKE IT! Class 3 Handicap - 1200m
 13 June 2024 - 17:13
 Track Rating: Good 4, Weather: Fine, Rail Position: +3m 1000m-
 W/Post; True Remainder



Section	Overall	1000m	800m	600m	400m	200m
Section Times	1:12.21 [13] (0:14.38)	0:57.83 [11] (0:11.03)	0:46.80 [12] (0:11.14)	0:35.66 [13] (0:11.62)	0:24.04 [13] (0:11.65)	0:12.39 [13] (0:12.39)
Average Speed [km/h]	50.0	65.2	65.4	63.0	62.4	58.1
Top Speed [km/h]	65.2	67.8	66.9	64.6	63.5	64.2
Avg. Dist. to Rail [m]	2.8	0.6	2.2	3.6	5.7	7.6
Avg. Stride Freq. [Hz]	2.3	2.4	2.3	2.3	2.3	2.2
Avg. Stride Length [m]	5.9	7.8	7.9	7.7	7.6	7.2



- [] Ranking at each section and finish
- .-.- No data available at this section
- NA No data available