



Townsville QLD Professional

Race 8: LIAM O'BRIEN OPEN Handicap - 1400m

13 June 2024 - 16:40



Track Rating: Good 4, Weather: Fine, Rail Position: +3m 1000m-W/Post; True Remainder

Section		Overall	1200m	1000m	800m	600m	400m	Last 600m				
Field Times		1:23.44 (0:14.38)	1:09.06 (0:11.54)	0:57.52 (0:11.74)	0:45.78 (0:11.59)	0:34.19 (0:11.44)	0:22.75 (0:11.05)	0:34.19				
Rank	TAB Horse/Jockey	Barrier	Top Speed [km/h]	Fastest Section						Distance Travelled [m]		
1	3 ACROBATIC Justin Stanley	11	66.7 400m	0:11.05 400m	1:23.44 [1] (0:14.38)	1:09.06 [1] (0:11.54)	0:57.52 [1] (0:11.74)	0:45.78 [1] (0:11.59)	0:34.19 [1] (0:11.44)	0:22.75 [1] (0:11.05)	0:34.19	
2	10 SUCH A WHIT Jason Taylor	9	66.7 400m	0:11.02 400m	1:23.48 [2] (0:14.56)	1:08.92 [2] (0:11.59)	0:57.33 [2] (0:11.66)	0:45.67 [2] (0:11.62)	0:34.05 [2] (0:11.49)	0:22.56 [2] (0:11.02)	0:34.05	+1
3	2 SPEED LEGEND Lacey Morrison	7	67.4 400m	0:11.03 400m	1:23.55 [3] (0:14.65)	1:08.90 [3] (0:11.56)	0:57.34 [3] (0:11.88)	0:45.46 [3] (0:11.53)	0:33.93 [3] (0:11.43)	0:22.50 [3] (0:11.03)	0:33.93	+3
4	7 INVESTOR Melea Castle	4	67.1 400m	0:10.98 400m	1:23.75 [4] (0:15.10)	1:08.65 [8] (0:11.66)	0:56.99 [7] (0:11.87)	0:45.12 [7] (0:11.40)	0:33.72 [6] (0:11.54)	0:22.18 [7] (0:10.98)	0:33.72	+3
5	1 FULL RECOGNITION Nathan Day	5	67.7 400m	0:11.03 400m	1:23.87 [5] (0:14.91)	1:08.96 [5] (0:11.56)	0:57.40 [4] (0:11.70)	0:45.70 [4] (0:11.50)	0:34.20 [4] (0:11.43)	0:22.77 [4] (0:11.03)	0:34.20	-2
6	9 VENTURA OCEAN Adrian Layt	10	66.9 400m	0:11.10 400m	1:23.88 [6] (0:14.85)	1:09.03 [4] (0:11.63)	0:57.40 [5] (0:11.92)	0:45.48 [5] (0:11.48)	0:34.00 [5] (0:11.39)	0:22.61 [5] (0:11.10)	0:34.00	+4
7	4 ZOUVILLA Jackson Murphy	6	68.3 400m	0:11.04 400m	1:24.49 [7] (0:15.65)	1:08.84 [11] (0:11.91)	0:56.93 [11] (0:11.83)	0:45.10 [11] (0:11.23)	0:33.87 [11] (0:11.29)	0:22.58 [10] (0:11.04)	0:33.87	+7
8	5 MYSTERY 'N' MAGIC Nathan Thomas	8	66.1 600m	0:11.20 600m	1:24.50 [8] (0:15.08)	1:09.42 [7] (0:11.80)	0:57.62 [8] (0:11.96)	0:45.66 [8] (0:11.34)	0:34.32 [7] (0:11.20)	0:23.12 [6] (0:11.35)	0:34.32	+7
9	8 HIGHER LOVE Graham Kliese	3	66.3 400m	0:11.06 400m	1:24.66 [9] (0:15.04)	1:09.62 [6] (0:11.62)	0:58.00 [6] (0:11.91)	0:46.09 [6] (0:11.62)	0:34.47 [8] (0:11.43)	0:23.04 [8] (0:11.06)	0:34.47	-1
10	6 MISS SEATTLE Rebecca Wilson	1	66.4 400m	0:11.16 400m	1:24.80 [10] (0:15.31)	1:09.49 [9] (0:11.76)	0:57.73 [9] (0:11.87)	0:45.86 [9] (0:11.42)	0:34.44 [9] (0:11.54)	0:22.90 [9] (0:11.16)	0:34.44	+0

[] Ranking at each section and finish
 -:-:- No data available at this section
 NA No data available

SCN Saddle cloth number
 DNF Did not finish
 DNT Did not track



Townsville QLD Professional
Race 8: LIAM O'BRIEN OPEN Handicap - 1400m
13 June 2024 - 16:40



Track Rating: Good 4, Weather: Fine, Rail Position: +3m 1000m-W/Post; True Remainder

Section	Overall	1200m	1000m	800m	600m	400m	Last 600m
Field Times	1:23.44 (0:14.38)	1:09.06 (0:11.54)	0:57.52 (0:11.74)	0:45.78 (0:11.59)	0:34.19 (0:11.44)	0:22.75 (0:11.05)	0:34.19

Rank	TAB	Horse/Jockey	Barrier	Top Speed [km/h]	Fastest Section	Overall	1200m	1000m	800m	600m	400m	Last 600m	Distance Travelled [m]
11	11	CIAO BICKY	2	64.9	0:11.38	1:25.51 [11]	1:10.13 [10]	0:58.33 [10]	0:46.34 [10]	0:34.96 [10]	0:23.26 [11]	0:34.96	+1
		Adam Spinks		800m	800m	(0:15.38)	(0:11.80)	(0:11.99)	(0:11.38)	(0:11.70)	(0:11.46)		



Townsville QLD Professional

Race 8: LIAM O'BRIEN OPEN Handicap - 1400m

13 June 2024 - 16:40



Track Rating: Good 4, Weather: Fine, Rail Position: +3m 1000m-W/Post; True Remainder

Section				200m				Last 600m	
Field Times				0:11.70 (0:11.70)				0:34.19	
Rank	TAB	Horse/Jockey	Barrier	Top Speed [km/h]	Fastest Section	Margin			Distance Travelled [m]
1	3	ACROBATIC Justin Stanley	11	66.7 400m	0:11.05 400m	0:11.70 [1] (0:11.70)	1:23.44		0:34.19
2	10	SUCH A WHIT Jason Taylor	9	66.7 400m	0:11.02 400m	0:11.54 [2] (0:11.54)	0.22L		0:34.05 +1
3	2	SPEED LEGEND Lacey Morrison	7	67.4 400m	0:11.03 400m	0:11.47 [3] (0:11.47)	0.63L		0:33.93 +3
4	7	INVESTOR Melea Castle	4	67.1 400m	0:10.98 400m	0:11.20 [6] (0:11.20)	1.8L		0:33.72 +3
5	1	FULL RECOGNITION Nathan Day	5	67.7 400m	0:11.03 400m	0:11.74 [4] (0:11.74)	2.55L		0:34.20 -2
6	9	VENTURA OCEAN Adrian Layt	10	66.9 400m	0:11.10 400m	0:11.51 [5] (0:11.51)	2.56L		0:34.00 +4
7	4	ZOUVILLA Jackson Murphy	6	68.3 400m	0:11.04 400m	0:11.54 [9] (0:11.54)	6.17L		0:33.87 +7
8	5	MYSTERY 'N' MAGIC Nathan Thomas	8	66.1 600m	0:11.20 600m	0:11.77 [8] (0:11.77)	6.25L		0:34.32 +7
9	8	HIGHER LOVE Graham Kliese	3	66.3 400m	0:11.06 400m	0:11.98 [7] (0:11.98)	7.19L		0:34.47 -1
10	6	MISS SEATTLE Rebecca Wilson	1	66.4 400m	0:11.16 400m	0:11.74 [10] (0:11.74)	7.98L		0:34.44 +0

[] Ranking at each section and finish
 -:-:- No data available at this section
 NA No data available

SCN Saddle cloth number
 DNF Did not finish
 DNT Did not track



Townsville QLD Professional

Race 8: LIAM O'BRIEN OPEN Handicap - 1400m

13 June 2024 - 16:40



Track Rating: Good 4, Weather: Fine, Rail Position: +3m 1000m-W/Post; True Remainder

Section				200m				Last 600m		
Field Times				0:11.70 (0:11.70)				0:34.19		
Rank	TAB	Horse/Jockey	Barrier	Top Speed [km/h]	Fastest Section	Margin			Distance Travelled [m]	
11	11	CIAO BICKY	2	64.9	0:11.38	0:11.80 [11]	12.15L		0:34.96	+1
		Adam Spinks		800m	800m	(0:11.80)				



Horse/Jockey Name	Acrobatic
Final Rank	1
Fastest Section Time (Section)	0:11.05 (400m)
Top Speed [km/h] (Section)	66.7 (400m)
Race State	Finished

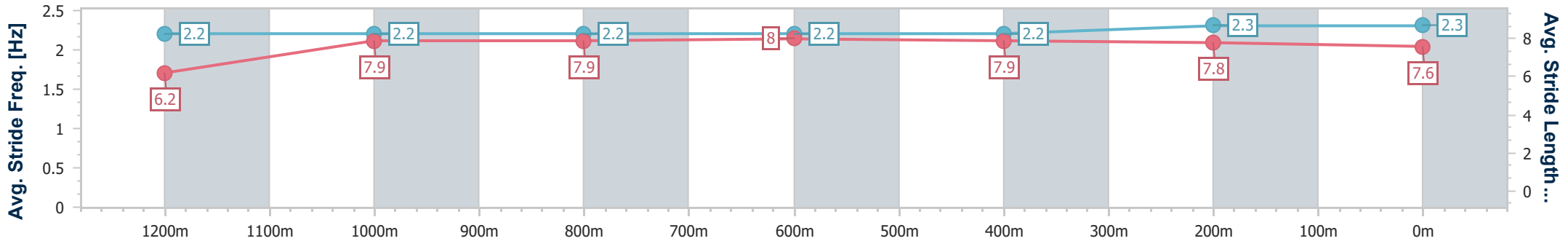
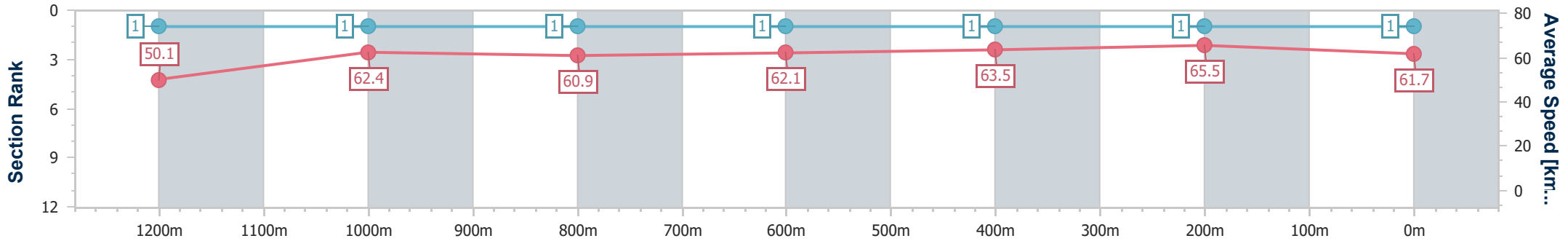


Townsville QLD Professional
Race 8: LIAM O'BRIEN OPEN Handicap - 1400m



13 June 2024 - 16:40
Track Rating: Good 4, Weather: Fine, Rail Position: +3m 1000m-
W/Post; True Remainder

Section	Overall	1200m	1000m	800m	600m	400m	200m
Section Times	1:23.44 [1] (0:14.38)	1:09.06 [1] (0:11.54)	0:57.52 [1] (0:11.74)	0:45.78 [1] (0:11.59)	0:34.19 [1] (0:11.44)	0:22.75 [1] (0:11.05)	0:11.70 [1] (0:11.70)
Average Speed [km/h]	50.1	62.4	60.9	62.1	63.5	65.5	61.7
Top Speed [km/h]	64.1	63.5	61.7	62.7	65.6	66.7	64.7
Avg. Dist. to Rail [m]	14.2	2.4	1.3	0.4	1.8	3.6	3.3
Avg. Stride Freq. [Hz]	2.2	2.2	2.2	2.2	2.2	2.3	2.3
Avg. Stride Length [m]	6.2	7.9	7.9	8.0	7.9	7.8	7.6



- [] Ranking at each section and finish
- .-.- No data available at this section
- NA No data available



Horse/Jockey Name	Such A Whit
Final Rank	2
Fastest Section Time (Section)	0:11.02 (400m)
Top Speed [km/h] (Section)	66.7 (400m)
Race State	Finished

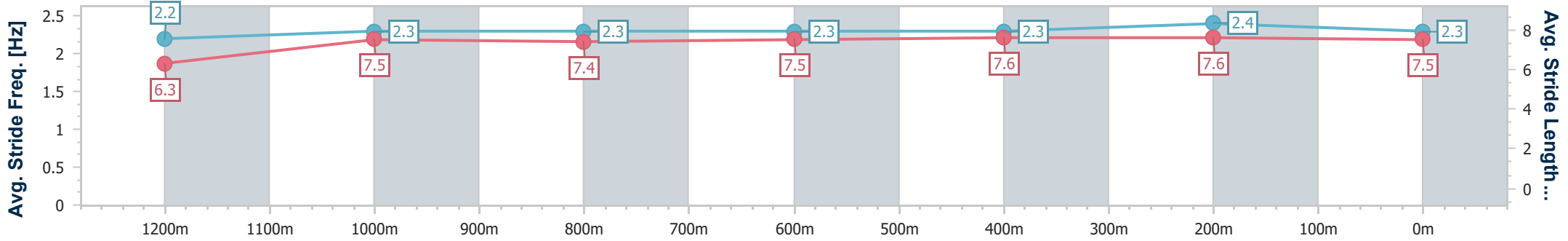
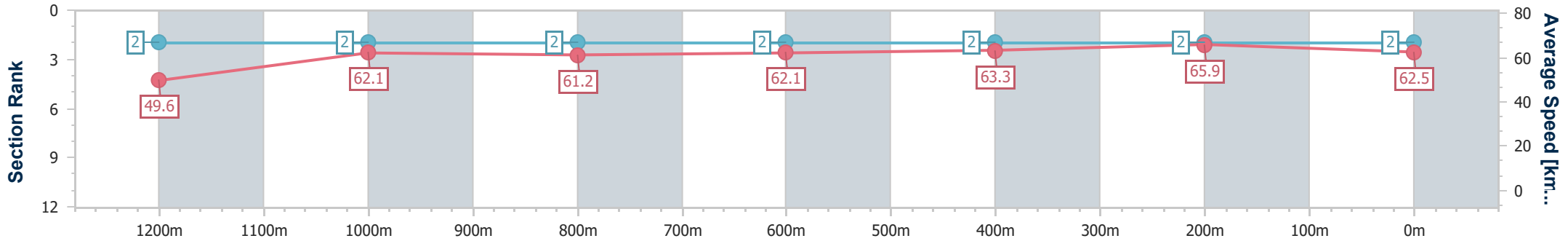


Townsville QLD Professional
Race 8: LIAM O'BRIEN OPEN Handicap - 1400m



13 June 2024 - 16:40
Track Rating: Good 4, Weather: Fine, Rail Position: +3m 1000m-
W/Post; True Remainder

Section	Overall	1200m	1000m	800m	600m	400m	200m
Section Times	1:23.48 [2] (0:14.56)	1:08.92 [2] (0:11.59)	0:57.33 [2] (0:11.66)	0:45.67 [2] (0:11.62)	0:34.05 [2] (0:11.49)	0:22.56 [2] (0:11.02)	0:11.54 [2] (0:11.54)
Average Speed [km/h]	49.6	62.1	61.2	62.1	63.3	65.9	62.5
Top Speed [km/h]	63.2	65.5	62.6	62.8	65.1	66.7	64.7
Avg. Dist. to Rail [m]	11.8	2.3	1.3	0.5	2.2	5.0	7.1
Avg. Stride Freq. [Hz]	2.2	2.3	2.3	2.3	2.3	2.4	2.3
Avg. Stride Length [m]	6.3	7.5	7.4	7.5	7.6	7.6	7.5



- [] Ranking at each section and finish
- .-.- No data available at this section
- NA No data available



Horse/Jockey Name	Speed Legend
Final Rank	3
Fastest Section Time (Section)	0:11.03 (400m)
Top Speed [km/h] (Section)	67.4 (400m)
Race State	Finished



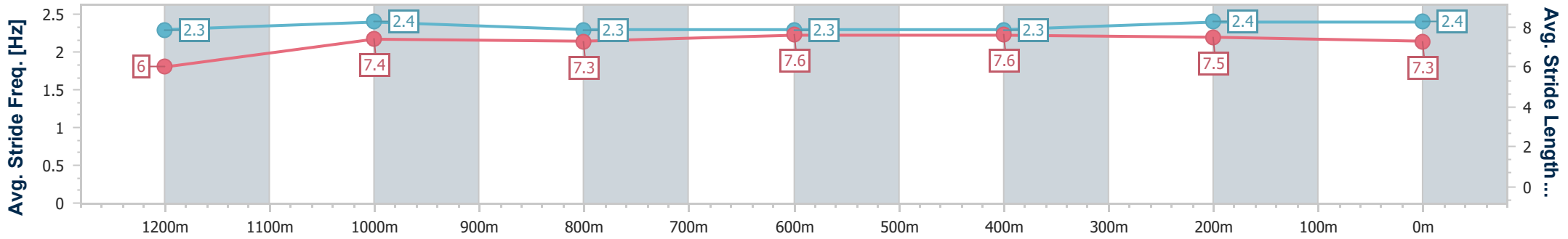
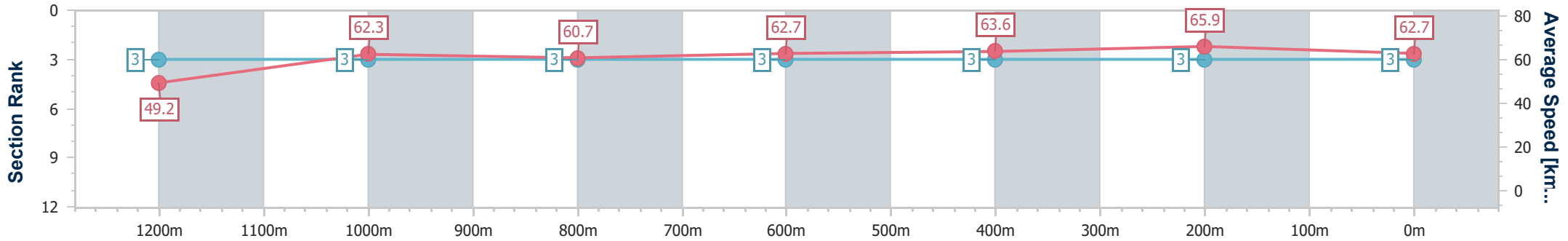
Townsville QLD Professional
Race 8: LIAM O'BRIEN OPEN Handicap - 1400m

13 June 2024 - 16:40

Track Rating: Good 4, Weather: Fine, Rail Position: +3m 1000m-W/Post; True Remainder



Section	Overall	1200m	1000m	800m	600m	400m	200m
Section Times	1:23.55 [3] (0:14.65)	1:08.90 [3] (0:11.56)	0:57.34 [3] (0:11.88)	0:45.46 [3] (0:11.53)	0:33.93 [3] (0:11.43)	0:22.50 [3] (0:11.03)	0:11.47 [3] (0:11.47)
Average Speed [km/h]	49.2	62.3	60.7	62.7	63.6	65.9	62.7
Top Speed [km/h]	62.2	63.1	62.3	64.1	65.8	67.4	65.3
Avg. Dist. to Rail [m]	9.1	2.2	0.2	0.8	2.4	5.3	7.4
Avg. Stride Freq. [Hz]	2.3	2.4	2.3	2.3	2.3	2.4	2.4
Avg. Stride Length [m]	6.0	7.4	7.3	7.6	7.6	7.5	7.3



- [] Ranking at each section and finish
- .-.- No data available at this section
- NA No data available



Horse/Jockey Name	Investor
Final Rank	4
Fastest Section Time (Section)	0:10.98 (400m)
Top Speed [km/h] (Section)	67.1 (400m)
Race State	Finished

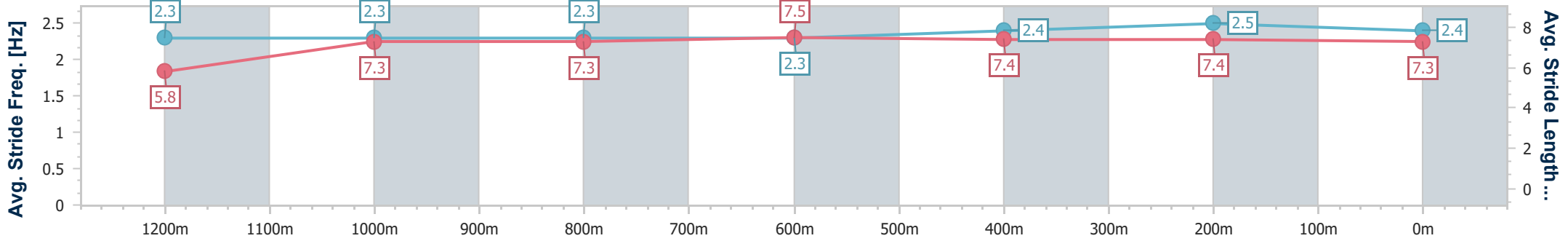
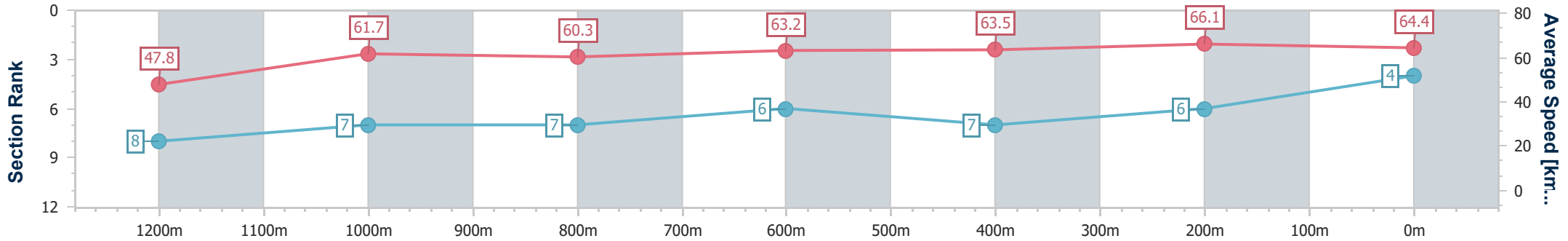


Townsville QLD Professional
Race 8: LIAM O'BRIEN OPEN Handicap - 1400m



13 June 2024 - 16:40
Track Rating: Good 4, Weather: Fine, Rail Position: +3m 1000m-
W/Post; True Remainder

Section	Overall	1200m	1000m	800m	600m	400m	200m
Section Times	1:23.75 [4] (0:15.10)	1:08.65 [8] (0:11.66)	0:56.99 [7] (0:11.87)	0:45.12 [7] (0:11.40)	0:33.72 [6] (0:11.54)	0:22.18 [7] (0:10.98)	0:11.20 [6] (0:11.20)
Average Speed [km/h]	47.8	61.7	60.3	63.2	63.5	66.1	64.4
Top Speed [km/h]	59.9	63.0	62.7	64.5	65.2	67.1	66.3
Avg. Dist. to Rail [m]	5.2	2.1	0.9	0.7	3.3	6.2	6.1
Avg. Stride Freq. [Hz]	2.3	2.3	2.3	2.3	2.4	2.5	2.4
Avg. Stride Length [m]	5.8	7.3	7.3	7.5	7.4	7.4	7.3



- [] Ranking at each section and finish
- .-.- No data available at this section
- NA No data available



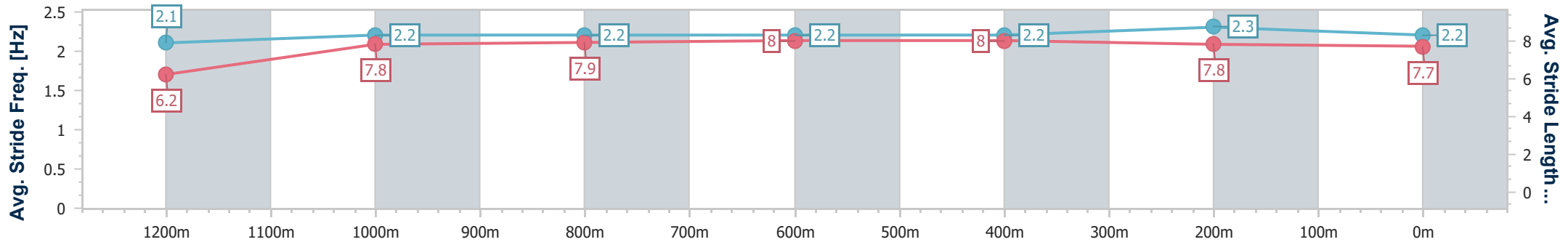
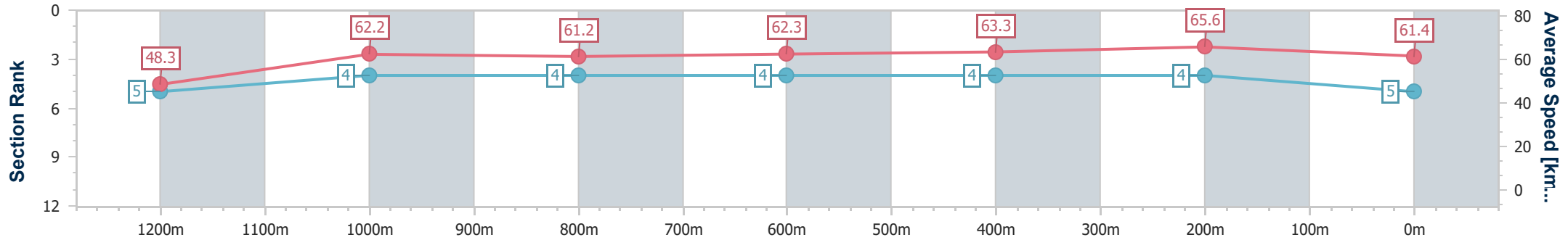
Horse/Jockey Name	Full Recognition
Final Rank	5
Fastest Section Time (Section)	0:11.03 (400m)
Top Speed [km/h] (Section)	67.7 (400m)
Race State	Finished



Townsville QLD Professional
Race 8: LIAM O'BRIEN OPEN Handicap - 1400m
 13 June 2024 - 16:40
 Track Rating: Good 4, Weather: Fine, Rail Position: +3m 1000m-
 W/Post; True Remainder



Section	Overall	1200m	1000m	800m	600m	400m	200m
Section Times	1:23.87 [5] (0:14.91)	1:08.96 [5] (0:11.56)	0:57.40 [4] (0:11.70)	0:45.70 [4] (0:11.50)	0:34.20 [4] (0:11.43)	0:22.77 [4] (0:11.03)	0:11.74 [4] (0:11.74)
Average Speed [km/h]	48.3	62.2	61.2	62.3	63.3	65.6	61.4
Top Speed [km/h]	62.4	63.5	63.1	63.5	65.7	67.7	64.8
Avg. Dist. to Rail [m]	8.7	3.1	1.0	1.1	1.1	3.4	4.7
Avg. Stride Freq. [Hz]	2.1	2.2	2.2	2.2	2.2	2.3	2.2
Avg. Stride Length [m]	6.2	7.8	7.9	8.0	8.0	7.8	7.7



- [] Ranking at each section and finish
- .-.- No data available at this section
- NA No data available



Horse/Jockey Name	Ventura Ocean
Final Rank	6
Fastest Section Time (Section)	0:11.10 (400m)
Top Speed [km/h] (Section)	66.9 (400m)
Race State	Finished



Townsville QLD Professional

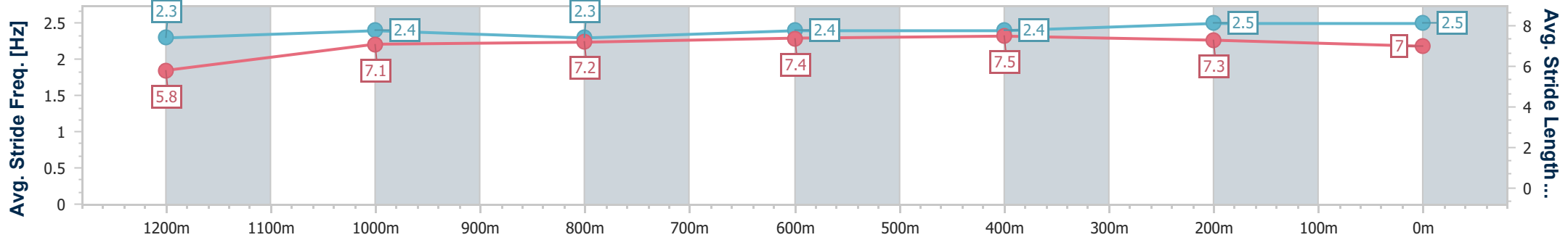
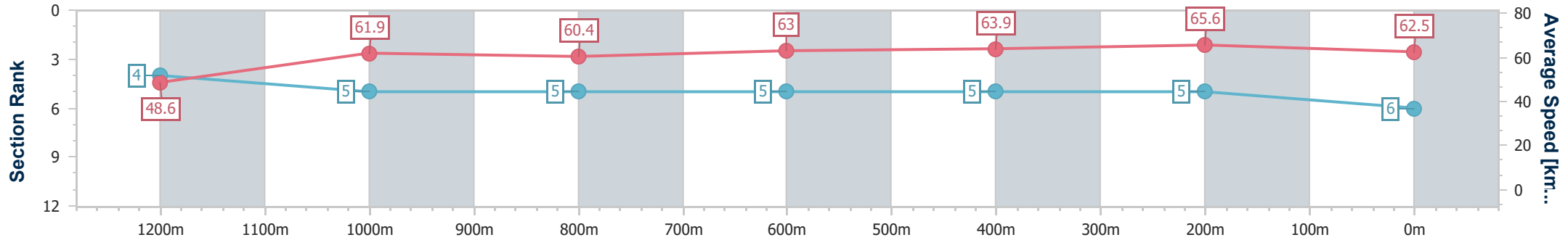
Race 8: LIAM O'BRIEN OPEN Handicap - 1400m

13 June 2024 - 16:40

Track Rating: Good 4, Weather: Fine, Rail Position: +3m 1000m-W/Post; True Remainder



Section	Overall	1200m	1000m	800m	600m	400m	200m
Section Times	1:23.88 [6] (0:14.85)	1:09.03 [4] (0:11.63)	0:57.40 [5] (0:11.92)	0:45.48 [5] (0:11.48)	0:34.00 [5] (0:11.39)	0:22.61 [5] (0:11.10)	0:11.51 [5] (0:11.51)
Average Speed [km/h]	48.6	61.9	60.4	63.0	63.9	65.6	62.5
Top Speed [km/h]	62.4	62.8	62.0	65.3	66.4	66.9	64.0
Avg. Dist. to Rail [m]	11.1	2.3	0.2	0.7	2.7	6.6	8.8
Avg. Stride Freq. [Hz]	2.3	2.4	2.3	2.4	2.4	2.5	2.5
Avg. Stride Length [m]	5.8	7.1	7.2	7.4	7.5	7.3	7.0



- [] Ranking at each section and finish
- .-.- No data available at this section
- NA No data available



Horse/Jockey Name	Zouvilla
Final Rank	7
Fastest Section Time (Section)	0:11.04 (400m)
Top Speed [km/h] (Section)	68.3 (400m)
Race State	Finished



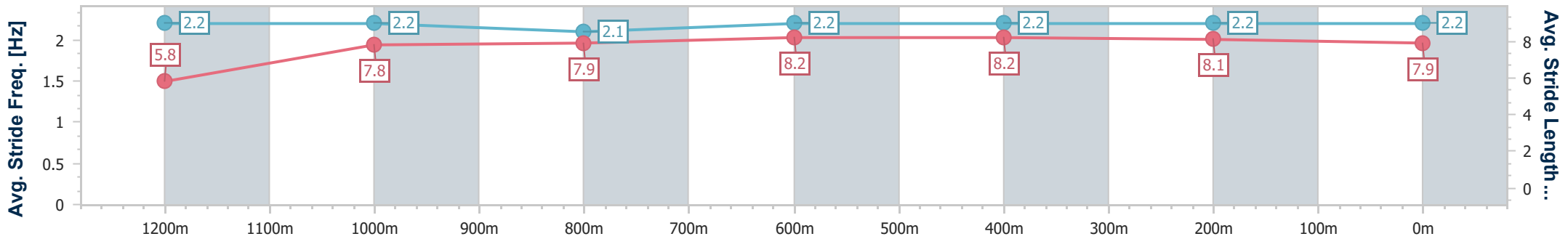
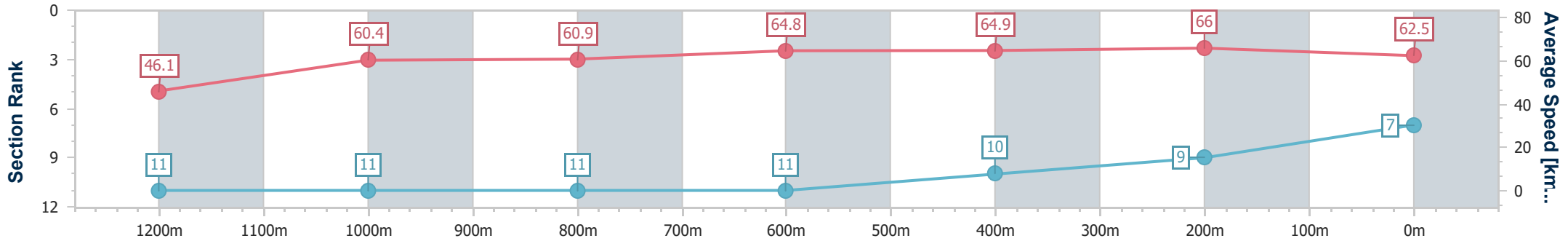
Townsville QLD Professional
Race 8: LIAM O'BRIEN OPEN Handicap - 1400m

13 June 2024 - 16:40

Track Rating: Good 4, Weather: Fine, Rail Position: +3m 1000m-
W/Post; True Remainder



Section	Overall	1200m	1000m	800m	600m	400m	200m
Section Times	1:24.49 [7] (0:15.65)	1:08.84 [11] (0:11.91)	0:56.93 [11] (0:11.83)	0:45.10 [11] (0:11.23)	0:33.87 [11] (0:11.29)	0:22.58 [10] (0:11.04)	0:11.54 [9] (0:11.54)
Average Speed [km/h]	46.1	60.4	60.9	64.8	64.9	66.0	62.5
Top Speed [km/h]	60.0	62.1	62.7	66.1	65.9	68.3	65.1
Avg. Dist. to Rail [m]	7.5	2.1	0.6	1.8	3.9	6.7	5.1
Avg. Stride Freq. [Hz]	2.2	2.2	2.1	2.2	2.2	2.2	2.2
Avg. Stride Length [m]	5.8	7.8	7.9	8.2	8.2	8.1	7.9



- [] Ranking at each section and finish
- .-.- No data available at this section
- NA No data available



Horse/Jockey Name	Mystery 'N' Magic
Final Rank	8
Fastest Section Time (Section)	0:11.20 (600m)
Top Speed [km/h] (Section)	66.1 (600m)
Race State	Finished



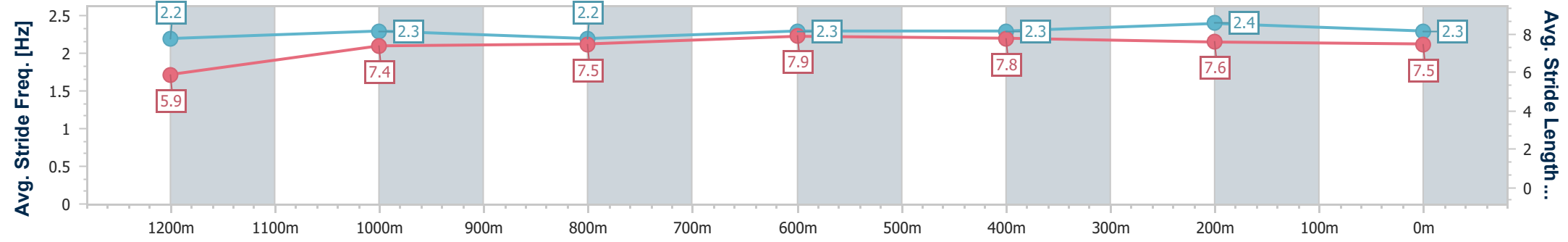
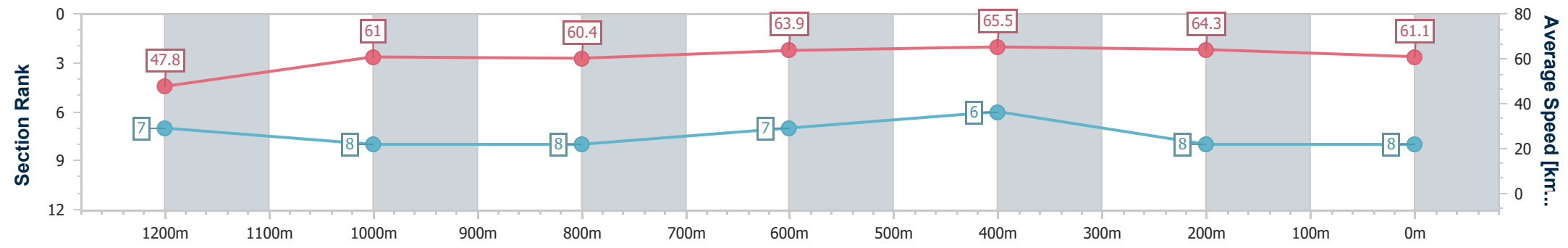
Townsville QLD Professional
Race 8: LIAM O'BRIEN OPEN Handicap - 1400m

13 June 2024 - 16:40

Track Rating: Good 4, Weather: Fine, Rail Position: +3m 1000m-W/Post; True Remainder



Section	Overall	1200m	1000m	800m	600m	400m	200m
Section Times	1:24.50 [8] (0:15.08)	1:09.42 [7] (0:11.80)	0:57.62 [8] (0:11.96)	0:45.66 [8] (0:11.34)	0:34.32 [7] (0:11.20)	0:23.12 [6] (0:11.35)	0:11.77 [8] (0:11.77)
Average Speed [km/h]	47.8	61.0	60.4	63.9	65.5	64.3	61.1
Top Speed [km/h]	60.1	62.3	62.7	64.9	66.1	65.1	64.6
Avg. Dist. to Rail [m]	8.0	2.1	0.5	1.6	3.9	6.7	8.5
Avg. Stride Freq. [Hz]	2.2	2.3	2.2	2.3	2.3	2.4	2.3
Avg. Stride Length [m]	5.9	7.4	7.5	7.9	7.8	7.6	7.5



- [] Ranking at each section and finish
- .-.- No data available at this section
- NA No data available



Horse/Jockey Name	Higher Love
Final Rank	9
Fastest Section Time (Section)	0:11.06 (400m)
Top Speed [km/h] (Section)	66.3 (400m)
Race State	Finished

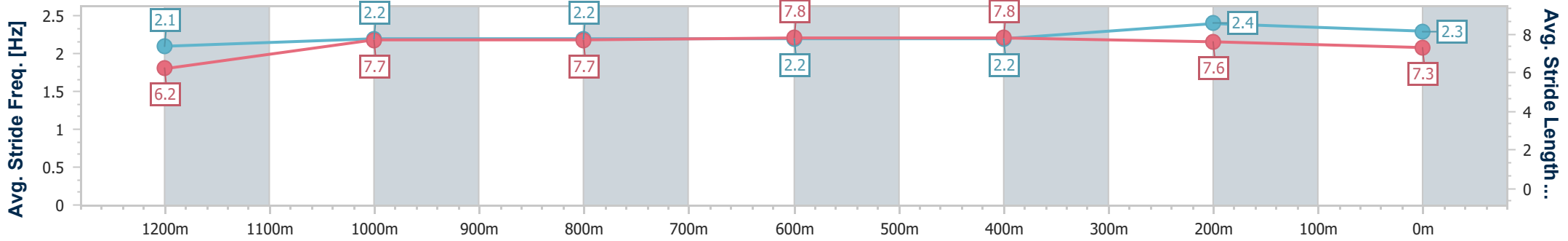
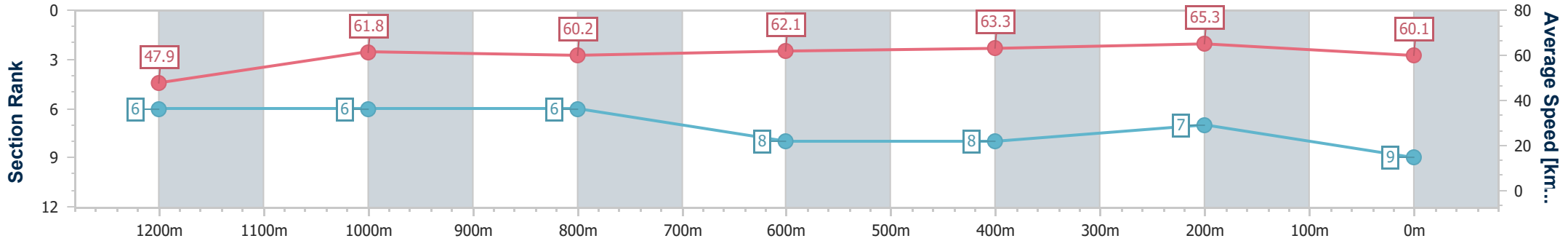


Townsville QLD Professional
Race 8: LIAM O'BRIEN OPEN Handicap - 1400m



13 June 2024 - 16:40
Track Rating: Good 4, Weather: Fine, Rail Position: +3m 1000m-
W/Post; True Remainder

Section	Overall	1200m	1000m	800m	600m	400m	200m
Section Times	1:24.66 [9] (0:15.04)	1:09.62 [6] (0:11.62)	0:58.00 [6] (0:11.91)	0:46.09 [6] (0:11.62)	0:34.47 [8] (0:11.43)	0:23.04 [8] (0:11.06)	0:11.98 [7] (0:11.98)
Average Speed [km/h]	47.9	61.8	60.2	62.1	63.3	65.3	60.1
Top Speed [km/h]	59.8	62.5	62.0	63.4	66.2	66.3	63.8
Avg. Dist. to Rail [m]	4.2	1.3	0.9	0.5	1.1	2.7	4.6
Avg. Stride Freq. [Hz]	2.1	2.2	2.2	2.2	2.2	2.4	2.3
Avg. Stride Length [m]	6.2	7.7	7.7	7.8	7.8	7.6	7.3



- [] Ranking at each section and finish
- .-.- No data available at this section
- NA No data available



Horse/Jockey Name	Miss Seattle
Final Rank	10
Fastest Section Time (Section)	0:11.16 (400m)
Top Speed [km/h] (Section)	66.4 (400m)
Race State	Finished



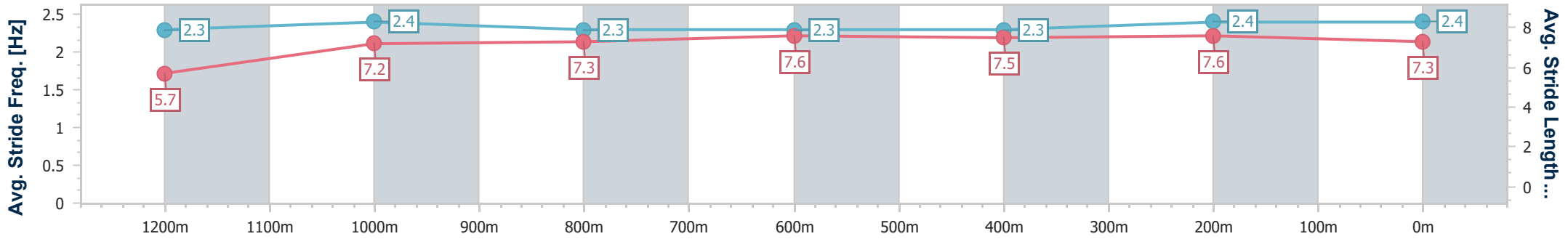
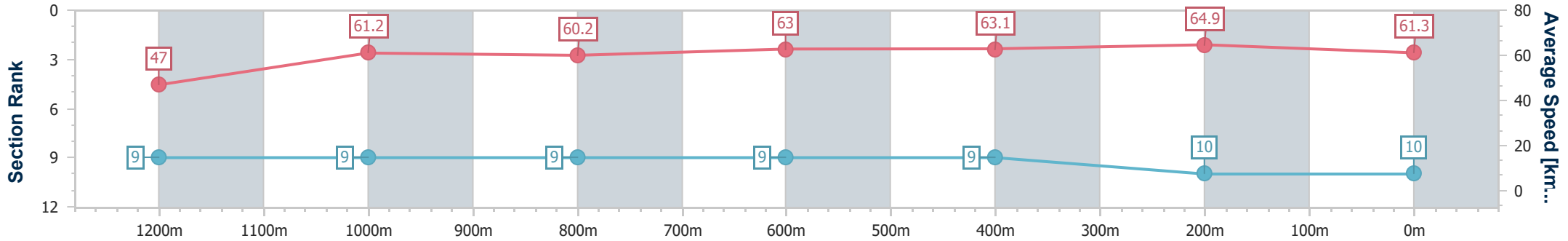
Townsville QLD Professional
Race 8: LIAM O'BRIEN OPEN Handicap - 1400m

13 June 2024 - 16:40

Track Rating: Good 4, Weather: Fine, Rail Position: +3m 1000m-W/Post; True Remainder



Section	Overall	1200m	1000m	800m	600m	400m	200m
Section Times	1:24.80 [10] (0:15.31)	1:09.49 [9] (0:11.76)	0:57.73 [9] (0:11.87)	0:45.86 [9] (0:11.42)	0:34.44 [9] (0:11.54)	0:22.90 [9] (0:11.16)	0:11.74 [10] (0:11.74)
Average Speed [km/h]	47.0	61.2	60.2	63.0	63.1	64.9	61.3
Top Speed [km/h]	61.1	63.0	63.2	64.8	64.5	66.4	64.2
Avg. Dist. to Rail [m]	3.9	1.4	1.5	0.5	2.2	3.8	3.5
Avg. Stride Freq. [Hz]	2.3	2.4	2.3	2.3	2.3	2.4	2.4
Avg. Stride Length [m]	5.7	7.2	7.3	7.6	7.5	7.6	7.3



- [] Ranking at each section and finish
- .-.- No data available at this section
- NA No data available



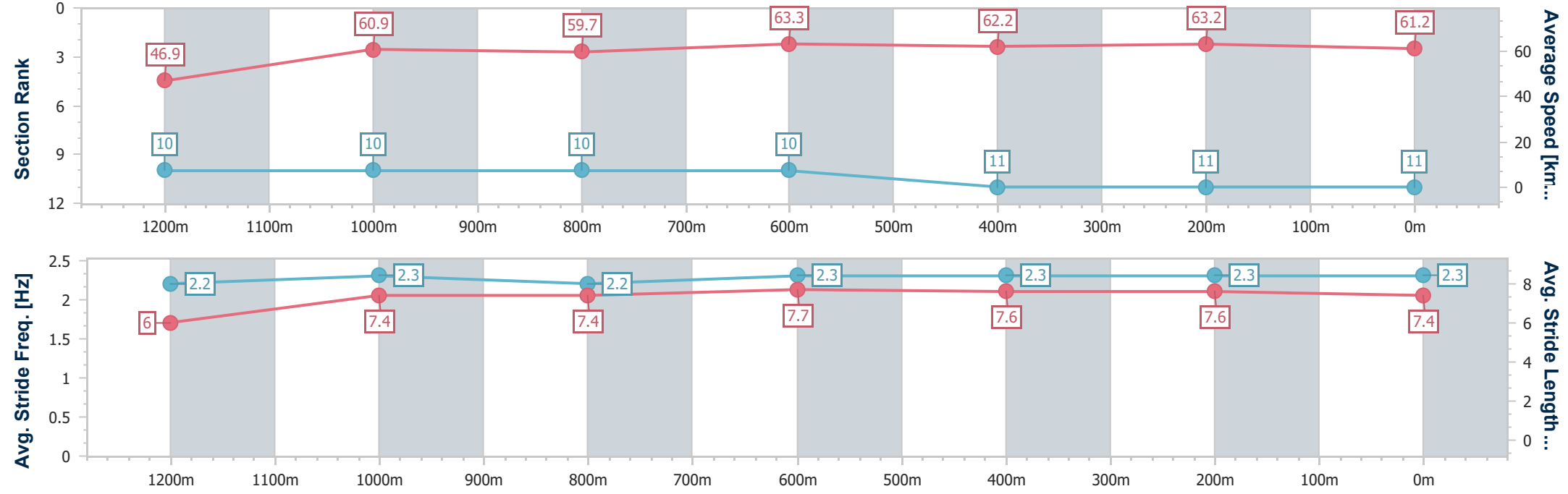
Horse/Jockey Name	Ciao Bicky
Final Rank	11
Fastest Section Time (Section)	0:11.38 (800m)
Top Speed [km/h] (Section)	64.9 (800m)
Race State	Finished



Townsville QLD Professional
 Race 8: LIAM O'BRIEN OPEN Handicap - 1400m
 13 June 2024 - 16:40
 Track Rating: Good 4, Weather: Fine, Rail Position: +3m 1000m-
 W/Post; True Remainder



Section	Overall	1200m	1000m	800m	600m	400m	200m
Section Times	1:25.51 [11] (0:15.38)	1:10.13 [10] (0:11.80)	0:58.33 [10] (0:11.99)	0:46.34 [10] (0:11.38)	0:34.96 [10] (0:11.70)	0:23.26 [11] (0:11.46)	0:11.80 [11] (0:11.80)
Average Speed [km/h]	46.9	60.9	59.7	63.3	62.2	63.2	61.2
Top Speed [km/h]	60.6	62.6	62.6	64.9	62.9	64.4	63.3
Avg. Dist. to Rail [m]	4.3	1.5	0.9	0.4	2.1	4.5	6.7
Avg. Stride Freq. [Hz]	2.2	2.3	2.2	2.3	2.3	2.3	2.3
Avg. Stride Length [m]	6.0	7.4	7.4	7.7	7.6	7.6	7.4



- [] Ranking at each section and finish
- .-.- No data available at this section
- NA No data available