



Townsville QLD Professional

Race 7: HYGAIN Class 3 Plate - 1609m

13 June 2024 - 16:01



Track Rating: Good 4, Weather: Fine, Rail Position: +3m 1000m-W/Post; True Remainder

Section		Overall											Last 600m					
Field Times		1:36.65											0:35.80					
		(0:14.86)											(0:11.72)					
		1400m	1200m	1000m	800m	600m	400m	200m	100m	50m	25m	10m	5m					
		1:21.79	1:10.34	0:58.97	0:47.49	0:35.80	0:24.06	0:11.72	0:06.00	0:03.00	0:01.50	0:00.75	0:00.37					
		(0:11.45)	(0:11.37)	(0:11.48)	(0:11.69)	(0:11.74)	(0:11.72)	(0:11.72)	(0:11.72)	(0:11.72)	(0:11.72)	(0:11.72)	(0:11.72)					
Rank	TAB	Horse/Jockey	Barrier	Top Speed [km/h]	Fastest Section	Distance Travelled [m]												
1	2	VANCOUVER BAY	2	64.3	0:11.44	1:36.65 [1]	1:21.71 [2]	1:10.13 [3]	0:58.50 [4]	0:46.84 [3]	0:35.40 [4]	0:23.92 [3]	0:35.40					
		Ashley Butler		600m	800m	(0:14.94)	(0:11.58)	(0:11.63)	(0:11.66)	(0:11.44)	(0:11.48)	(0:11.58)						
2	1	FINSCEAL	10	64.8	0:11.27	1:36.93 [2]	1:21.91 [4]	1:10.40 [4]	0:58.81 [3]	0:47.12 [4]	0:35.85 [2]	0:24.24 [2]	0:35.85	+2				
		Ryan Wiggins		800m	800m	(0:15.02)	(0:11.51)	(0:11.59)	(0:11.69)	(0:11.27)	(0:11.61)	(0:11.76)						
3	5	BETTA AL	7	65.0	0:11.37	1:37.07 [3]	1:21.81 [7]	1:10.02 [9]	0:58.21 [9]	0:46.59 [9]	0:35.22 [9]	0:23.63 [9]	0:35.22	+4				
		Lacey Morrison		800m	800m	(0:15.26)	(0:11.79)	(0:11.81)	(0:11.62)	(0:11.37)	(0:11.59)	(0:11.54)						
4	3	DECRYPTING GOLD	1	64.5	0:11.41	1:37.09 [4]	1:21.91 [6]	1:10.33 [6]	0:58.63 [5]	0:47.03 [6]	0:35.62 [6]	0:24.12 [5]	0:35.62	-4				
		Jackson Murphy		800m	800m	(0:15.18)	(0:11.58)	(0:11.70)	(0:11.60)	(0:11.41)	(0:11.50)	(0:11.75)						
5	8	GINGER MICK	5	65.3	0:11.29	1:37.28 [5]	1:22.32 [3]	1:10.89 [2]	0:59.60 [1]	0:48.12 [1]	0:36.43 [1]	0:24.69 [1]	0:36.43	-3				
		Justin Stanley		1400m	1200m	(0:14.96)	(0:11.43)	(0:11.29)	(0:11.48)	(0:11.69)	(0:11.74)	(0:12.00)						
6	11	IT'S BEEN A TREK	8	65.2	0:11.33	1:37.38 [6]	1:22.10 [10]	1:10.57 [7]	0:58.70 [7]	0:47.08 [7]	0:35.75 [7]	0:24.12 [7]	0:35.75	+6				
		Graham Kliese		800m	800m	(0:15.28)	(0:11.53)	(0:11.87)	(0:11.62)	(0:11.33)	(0:11.63)	(0:11.84)						
7	6	LITTLE RED PEPPER	6	65.1	0:11.45	1:37.39 [7]	1:22.13 [9]	1:10.31 [10]	0:58.58 [8]	0:46.91 [9]	0:35.46 [10]	0:24.01 [8]	0:35.46	+1				
		Masayuki Abe		600m	800m	(0:15.26)	(0:11.82)	(0:11.73)	(0:11.67)	(0:11.45)	(0:11.45)	(0:11.63)						
8	4	CHOQUANT	3	64.8	0:11.45	1:37.47 [8]	1:22.61 [1]	1:11.16 [1]	0:59.48 [2]	0:47.86 [2]	0:36.28 [3]	0:24.59 [4]	0:36.28	-5				
		Nathan Thomas		Overall	1400m	(0:14.86)	(0:11.45)	(0:11.68)	(0:11.62)	(0:11.58)	(0:11.69)	(0:11.91)						
9	9	RUPERT'S BOY	4	65.5	0:11.36	1:37.90 [9]	1:22.82 [5]	1:11.18 [5]	0:59.44 [6]	0:47.84 [5]	0:36.48 [5]	0:24.82 [6]	0:36.48	+4				
		Adrian Layt		Overall	800m	(0:15.08)	(0:11.64)	(0:11.74)	(0:11.60)	(0:11.36)	(0:11.66)	(0:11.89)						
10	10	SHADOW ECLIPSE	11	64.9	0:11.37	1:38.02 [10]	1:22.76 [8]	1:10.98 [8]	0:59.02 [10]	0:47.58 [8]	0:36.21 [8]	0:24.53 [10]	0:36.21	+8				
		Adam Spinks		800m	800m	(0:15.26)	(0:11.78)	(0:11.96)	(0:11.44)	(0:11.37)	(0:11.68)	(0:12.01)						

[] Ranking at each section and finish
 -:-:- No data available at this section
 NA No data available

SCN Saddle cloth number
 DNF Did not finish
 DNT Did not track



Townsville QLD Professional
Race 7: HYGAIN Class 3 Plate - 1609m
13 June 2024 - 16:01



Track Rating: Good 4, Weather: Fine, Rail Position: +3m 1000m-W/Post; True Remainder

Section		Overall	1400m	1200m	1000m	800m	600m	400m	Last 600m				
Field Times		1:36.65 (0:14.86)	1:21.79 (0:11.45)	1:10.34 (0:11.37)	0:58.97 (0:11.48)	0:47.49 (0:11.69)	0:35.80 (0:11.74)	0:24.06 (0:11.72)	0:35.80				
Rank	TAB Horse/Jockey	Barrier	Top Speed [km/h]	Fastest Section						Distance Travelled [m]			
11	7 ACCTORIES Chelsea Jokic	9	65.3	0:11.39	1:38.82 [11] (0:15.84)	1:22.98 [11] (0:11.45)	1:11.53 [11] (0:12.07)	0:59.46 [11] (0:11.39)	0:48.07 [11] (0:11.43)	0:36.64 [11] (0:11.50)	0:25.14 [11] (0:12.13)	0:36.64	-2



Townsville QLD Professional

Race 7: HYGAIN Class 3 Plate - 1609m

13 June 2024 - 16:01



Track Rating: Good 4, Weather: Fine, Rail Position: +3m 1000m-W/Post; True Remainder

Section				200m				Last 600m	
Field Times				0:12.34 (0:12.34)				0:35.80	
Rank	TAB	Horse/Jockey	Barrier	Top Speed [km/h]	Fastest Section	Margin			Distance Travelled [m]
1	2	VANCOUVER BAY Ashley Butler	2	64.3 600m	0:11.44 800m	0:12.34 [1] (0:12.34)	1:36.65		0:35.40
2	1	FINSCEAL Ryan Wiggins	10	64.8 800m	0:11.27 800m	0:12.48 [2] (0:12.48)	1.65L		0:35.85 +2
3	5	BETTA AL Lacey Morrison	7	65.0 800m	0:11.37 800m	0:12.09 [7] (0:12.09)	2.49L		0:35.22 +4
4	3	DECRYPTING GOLD Jackson Murphy	1	64.5 800m	0:11.41 800m	0:12.37 [4] (0:12.37)	2.56L		0:35.62 -4
5	8	GINGER MICK Justin Stanley	5	65.3 1400m	0:11.29 1200m	0:12.69 [3] (0:12.69)	3.72L		0:36.43 -3
6	11	IT'S BEEN A TREK Graham Kliese	8	65.2 800m	0:11.33 800m	0:12.28 [9] (0:12.28)	4.29L		0:35.75 +6
7	6	LITTLE RED PEPPER Masayuki Abe	6	65.1 600m	0:11.45 800m	0:12.38 [8] (0:12.38)	4.37L		0:35.46 +1
8	4	CHOQUANT Nathan Thomas	3	64.8 Overall	0:11.45 1400m	0:12.68 [5] (0:12.68)	4.85L		0:36.28 -5
9	9	RUPERT'S BOY Adrian Layt	4	65.5 Overall	0:11.36 800m	0:12.93 [6] (0:12.93)	7.36L		0:36.48 +4
10	10	SHADOW ECLIPSE Adam Spinks	11	64.9 800m	0:11.37 800m	0:12.52 [10] (0:12.52)	8.03L		0:36.21 +8

[] Ranking at each section and finish
 -:-:- No data available at this section
 NA No data available

SCN Saddle cloth number
 DNF Did not finish
 DNT Did not track



Townsville QLD Professional
Race 7: HYGAIN Class 3 Plate - 1609m
13 June 2024 - 16:01



Track Rating: Good 4, Weather: Fine, Rail Position: +3m 1000m-W/Post; True Remainder

Section				200m				Last 600m		
Field Times				0:12.34 (0:12.34)				0:35.80		
Rank	TAB	Horse/Jockey	Barrier	Top Speed [km/h]	Fastest Section	Margin			Distance Travelled [m]	
11	7	ACCTORIES	9	65.3	0:11.39	0:13.01 [11]	12.78L		0:36.64	-2
		Chelsea Jokic		1000m	1000m	(0:13.01)				

[] Ranking at each section and finish
 -:-:- No data available at this section
 NA No data available

SCN Saddle cloth number
 DNF Did not finish
 DNT Did not track



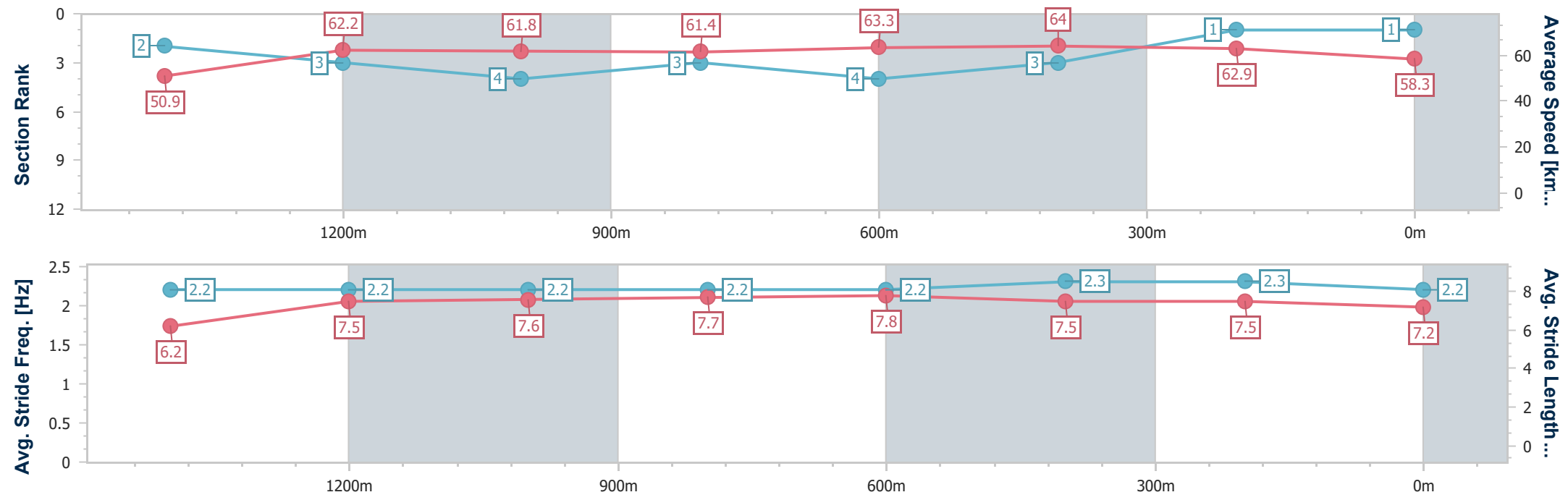
Horse/Jockey Name	Vancouver Bay
Final Rank	1
Fastest Section Time (Section)	0:11.44 (800m)
Top Speed [km/h] (Section)	64.3 (600m)
Race State	Finished



Townsville QLD Professional
Race 7: HYGAIN Class 3 Plate - 1609m
 13 June 2024 - 16:01
 Track Rating: Good 4, Weather: Fine, Rail Position: +3m 1000m-
 W/Post; True Remainder



Section	Overall	1400m	1200m	1000m	800m	600m	400m	200m
Section Times	1:36.65 [1] (0:14.94)	1:21.71 [2] (0:11.58)	1:10.13 [3] (0:11.63)	0:58.50 [4] (0:11.66)	0:46.84 [3] (0:11.44)	0:35.40 [4] (0:11.48)	0:23.92 [3] (0:11.58)	0:12.34 [1] (0:12.34)
Average Speed [km/h]	50.9	62.2	61.8	61.4	63.3	64.0	62.9	58.3
Top Speed [km/h]	62.9	63.0	62.7	62.9	63.9	64.3	63.7	61.5
Avg. Dist. to Rail [m]	4.6	1.1	1.1	1.0	1.3	3.9	5.8	8.1
Avg. Stride Freq. [Hz]	2.2	2.2	2.2	2.2	2.2	2.3	2.3	2.2
Avg. Stride Length [m]	6.2	7.5	7.6	7.7	7.8	7.5	7.5	7.2



- [] Ranking at each section and finish
- .-.- No data available at this section
- NA No data available



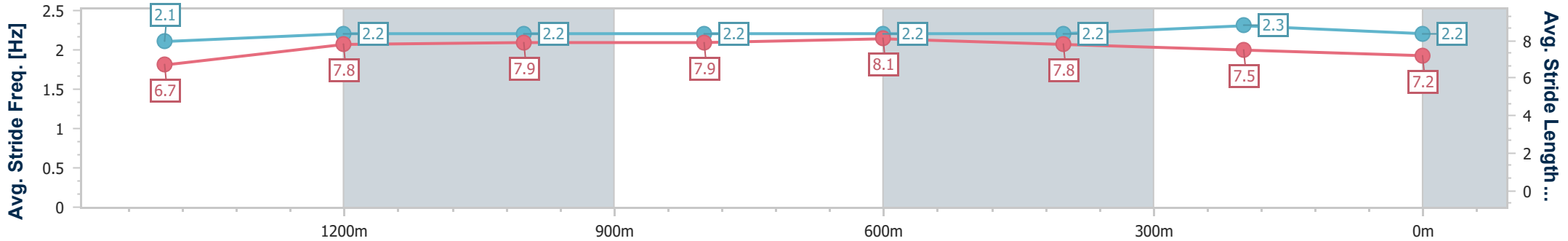
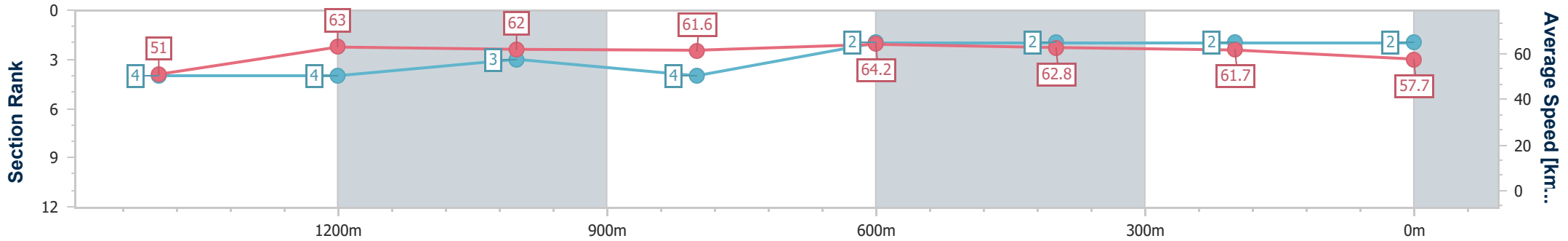
Horse/Jockey Name	Finsceal
Final Rank	2
Fastest Section Time (Section)	0:11.27 (800m)
Top Speed [km/h] (Section)	64.8 (800m)
Race State	Finished



Townsville QLD Professional
 Race 7: HYGAIN Class 3 Plate - 1609m
 13 June 2024 - 16:01
 Track Rating: Good 4, Weather: Fine, Rail Position: +3m 1000m-
 W/Post; True Remainder



Section	Overall	1400m	1200m	1000m	800m	600m	400m	200m
Section Times	1:36.93 [2] (0:15.02)	1:21.91 [4] (0:11.51)	1:10.40 [4] (0:11.59)	0:58.81 [3] (0:11.69)	0:47.12 [4] (0:11.27)	0:35.85 [2] (0:11.61)	0:24.24 [2] (0:11.76)	0:12.48 [2] (0:12.48)
Average Speed [km/h]	51.0	63.0	62.0	61.6	64.2	62.8	61.7	57.7
Top Speed [km/h]	63.7	63.9	62.5	64.0	64.8	63.6	62.5	60.9
Avg. Dist. to Rail [m]	9.5	2.0	1.2	0.6	0.7	2.8	4.0	5.7
Avg. Stride Freq. [Hz]	2.1	2.2	2.2	2.2	2.2	2.2	2.3	2.2
Avg. Stride Length [m]	6.7	7.8	7.9	7.9	8.1	7.8	7.5	7.2



- [] Ranking at each section and finish
- .-.- No data available at this section
- NA No data available



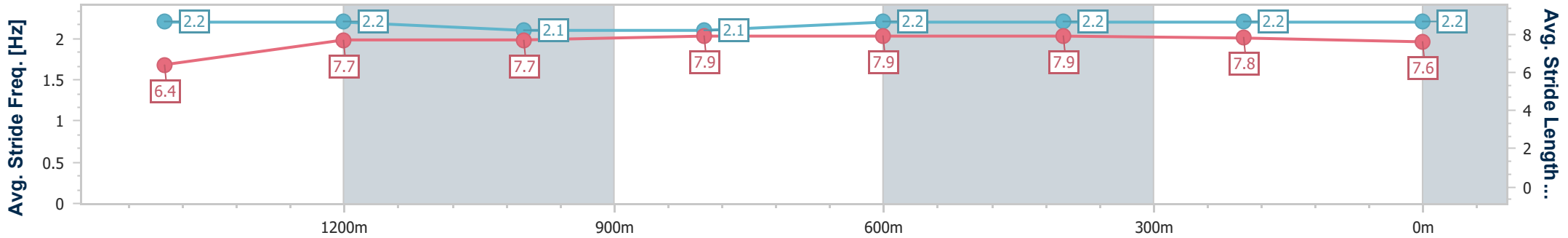
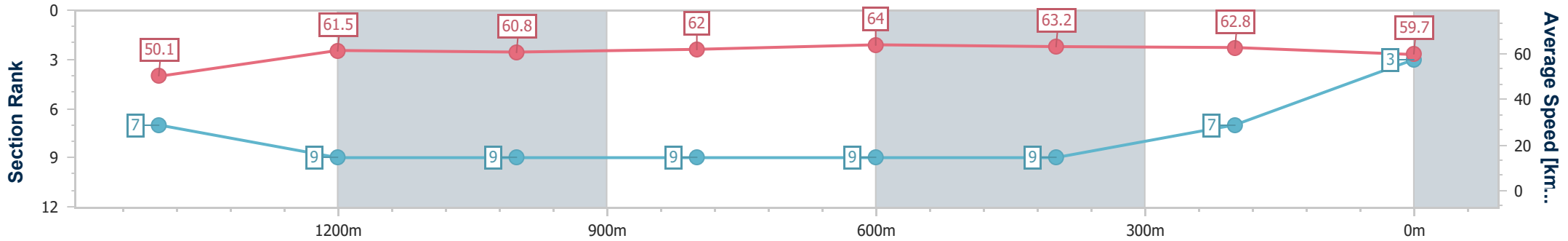
Horse/Jockey Name	Betta AI
Final Rank	3
Fastest Section Time (Section)	0:11.37 (800m)
Top Speed [km/h] (Section)	65.0 (800m)
Race State	Finished



Townsville QLD Professional
Race 7: HYGAIN Class 3 Plate - 1609m
 13 June 2024 - 16:01
 Track Rating: Good 4, Weather: Fine, Rail Position: +3m 1000m-
 W/Post; True Remainder



Section	Overall	1400m	1200m	1000m	800m	600m	400m	200m						
Section Times	1:37.07 [3] (0:15.26)	1:21.81 [7] (0:11.79)	1:10.02 [9] (0:11.81)	0:58.21 [9] (0:11.62)	0:46.59 [9] (0:11.37)	0:35.22 [9] (0:11.59)	0:23.63 [9] (0:11.54)	0:12.09 [7] (0:12.09)						
Average Speed [km/h]	50.1	61.5	60.8	62.0	64.0	63.2	62.8	59.7						
Top Speed [km/h]	62.8	62.6	62.5	64.0	65.0	64.9	63.2	62.4						
Avg. Dist. to Rail [m]	8.4	2.5	1.4	0.6	2.0	3.3	4.1	5.6						
Avg. Stride Freq. [Hz]	2.2	2.2	2.1	2.1	2.2	2.2	2.2	2.2						
Avg. Stride Length [m]	6.4	7.7	7.7	7.9	7.9	7.9	7.8	7.6						



- [] Ranking at each section and finish
- .-.- No data available at this section
- NA No data available



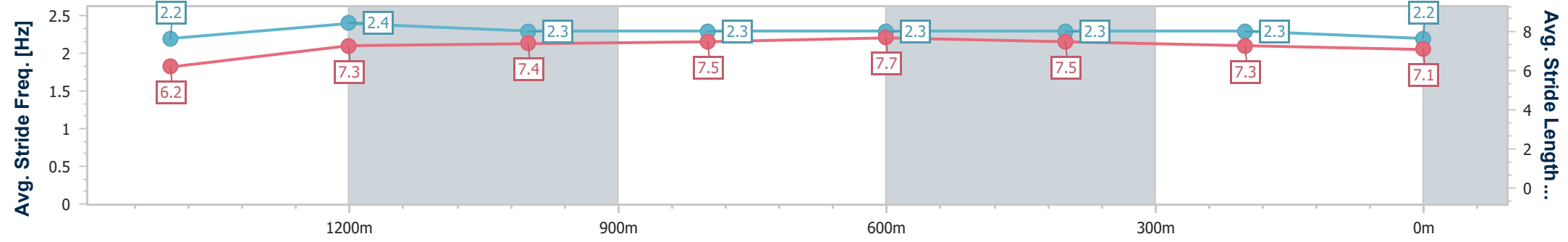
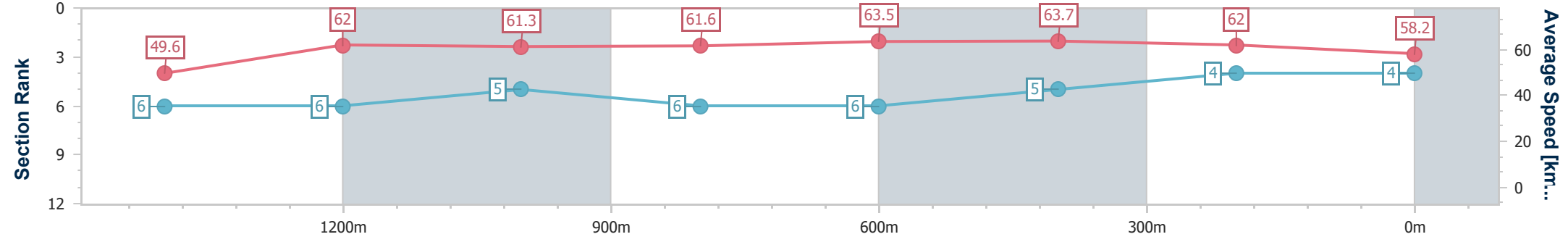
Horse/Jockey Name	Decrypting Gold
Final Rank	4
Fastest Section Time (Section)	0:11.41 (800m)
Top Speed [km/h] (Section)	64.5 (800m)
Race State	Finished



Townsville QLD Professional
Race 7: HYGAIN Class 3 Plate - 1609m
 13 June 2024 - 16:01
 Track Rating: Good 4, Weather: Fine, Rail Position: +3m 1000m-
 W/Post; True Remainder



Section	Overall	1400m	1200m	1000m	800m	600m	400m	200m						
Section Times	1:37.09 [4] (0:15.18)	1:21.91 [6] (0:11.58)	1:10.33 [6] (0:11.70)	0:58.63 [5] (0:11.60)	0:47.03 [6] (0:11.41)	0:35.62 [6] (0:11.50)	0:24.12 [5] (0:11.75)	0:12.37 [4] (0:12.37)						
Average Speed [km/h]	49.6	62.0	61.3	61.6	63.5	63.7	62.0	58.2						
Top Speed [km/h]	63.3	63.3	62.6	62.0	64.5	64.4	62.9	61.5						
Avg. Dist. to Rail [m]	2.6	1.1	1.8	1.7	1.5	3.7	5.9	8.7						
Avg. Stride Freq. [Hz]	2.2	2.4	2.3	2.3	2.3	2.3	2.3	2.2						
Avg. Stride Length [m]	6.2	7.3	7.4	7.5	7.7	7.5	7.3	7.1						



- [] Ranking at each section and finish
- .-.- No data available at this section
- NA No data available



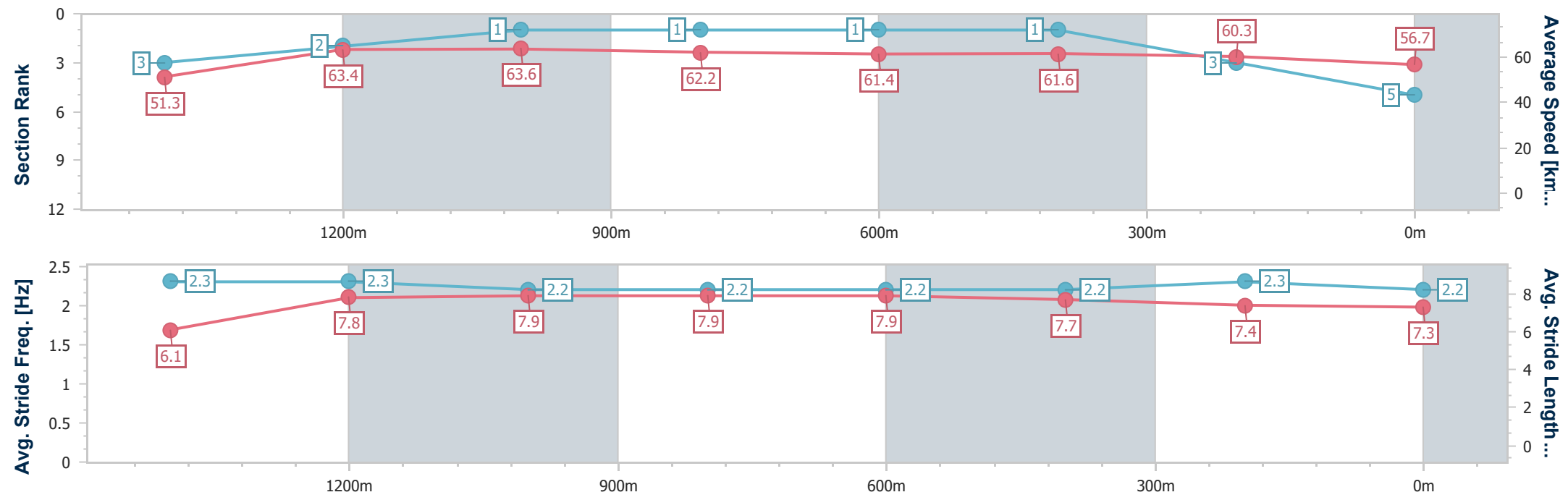
Horse/Jockey Name	Ginger Mick
Final Rank	5
Fastest Section Time (Section)	0:11.29 (1200m)
Top Speed [km/h] (Section)	65.3 (1400m)
Race State	Finished



Townsville QLD Professional
 Race 7: HYGAIN Class 3 Plate - 1609m
 13 June 2024 - 16:01
 Track Rating: Good 4, Weather: Fine, Rail Position: +3m 1000m-
 W/Post; True Remainder



Section	Overall	1400m	1200m	1000m	800m	600m	400m	200m
Section Times	1:37.28 [5] (0:14.96)	1:22.32 [3] (0:11.43)	1:10.89 [2] (0:11.29)	0:59.60 [1] (0:11.48)	0:48.12 [1] (0:11.69)	0:36.43 [1] (0:11.74)	0:24.69 [1] (0:12.00)	0:12.69 [3] (0:12.69)
Average Speed [km/h]	51.3	63.4	63.6	62.2	61.4	61.6	60.3	56.7
Top Speed [km/h]	65.0	65.3	65.2	62.6	62.3	62.2	61.2	59.2
Avg. Dist. to Rail [m]	9.4	2.1	1.6	1.7	0.4	1.0	2.0	2.4
Avg. Stride Freq. [Hz]	2.3	2.3	2.2	2.2	2.2	2.2	2.3	2.2
Avg. Stride Length [m]	6.1	7.8	7.9	7.9	7.9	7.7	7.4	7.3



- [] Ranking at each section and finish
- .-.- No data available at this section
- NA No data available



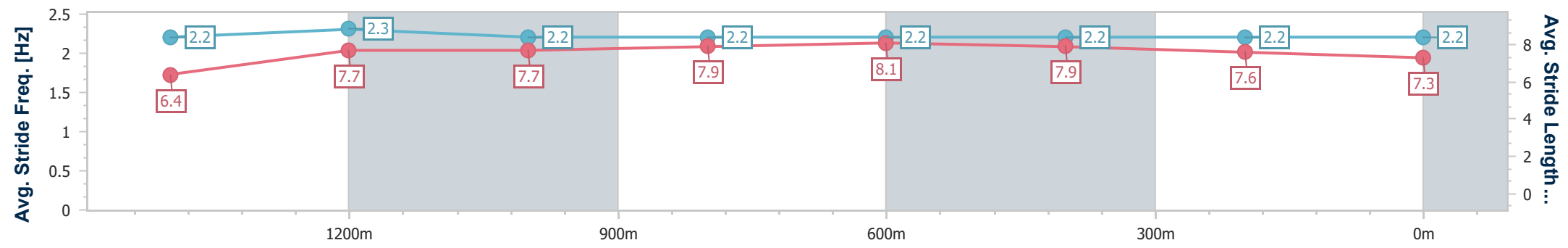
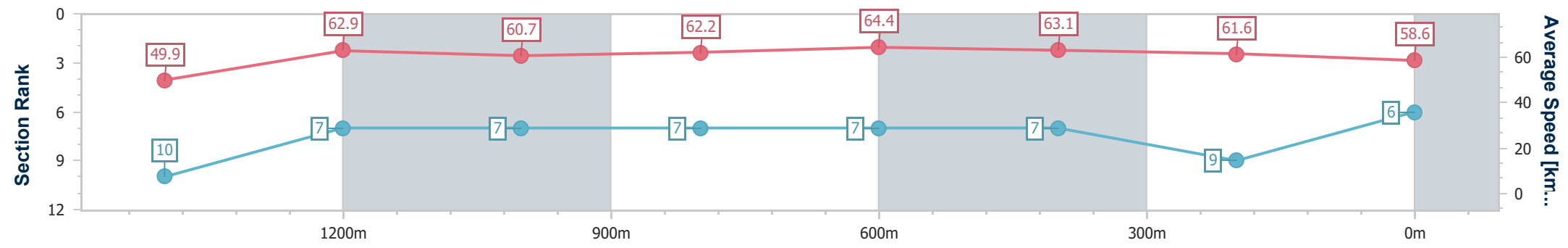
Horse/Jockey Name	It's Been A Trek
Final Rank	6
Fastest Section Time (Section)	0:11.33 (800m)
Top Speed [km/h] (Section)	65.2 (800m)
Race State	Finished



Townsville QLD Professional
 Race 7: HYGAIN Class 3 Plate - 1609m
 13 June 2024 - 16:01
 Track Rating: Good 4, Weather: Fine, Rail Position: +3m 1000m-
 W/Post; True Remainder



Section	Overall	1400m	1200m	1000m	800m	600m	400m	200m						
Section Times	1:37.38 [6] (0:15.28)	1:22.10 [10] (0:11.53)	1:10.57 [7] (0:11.87)	0:58.70 [7] (0:11.62)	0:47.08 [7] (0:11.33)	0:35.75 [7] (0:11.63)	0:24.12 [7] (0:11.84)	0:12.28 [9] (0:12.28)						
Average Speed [km/h]	49.9	62.9	60.7	62.2	64.4	63.1	61.6	58.6						
Top Speed [km/h]	62.8	64.5	62.7	63.3	65.2	64.6	63.1	61.2						
Avg. Dist. to Rail [m]	7.2	3.5	2.1	0.9	2.7	3.8	7.9	11.3						
Avg. Stride Freq. [Hz]	2.2	2.3	2.2	2.2	2.2	2.2	2.2	2.2						
Avg. Stride Length [m]	6.4	7.7	7.7	7.9	8.1	7.9	7.6	7.3						



- [] Ranking at each section and finish
- .-.- No data available at this section
- NA No data available



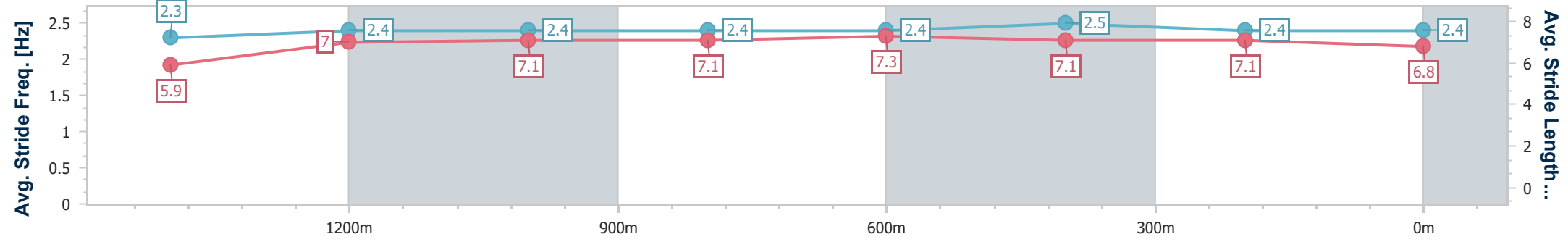
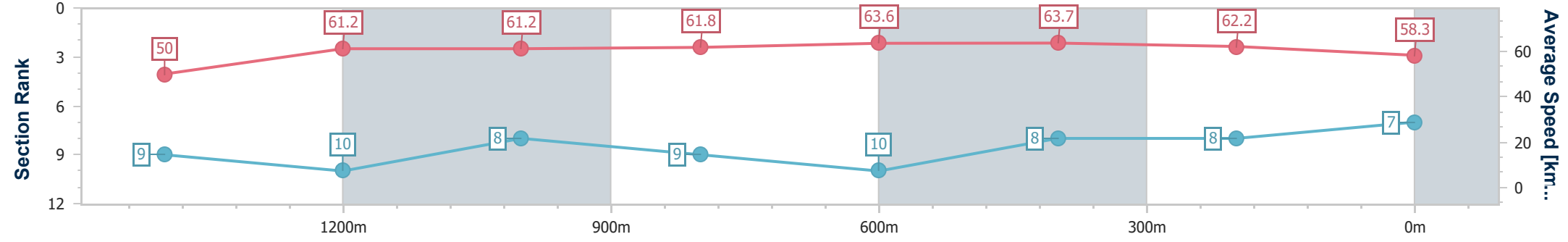
Horse/Jockey Name	Little Red Pepper
Final Rank	7
Fastest Section Time (Section)	0:11.45 (800m)
Top Speed [km/h] (Section)	65.1 (600m)
Race State	Finished



Townsville QLD Professional
Race 7: HYGAIN Class 3 Plate - 1609m
 13 June 2024 - 16:01
 Track Rating: Good 4, Weather: Fine, Rail Position: +3m 1000m-
 W/Post; True Remainder



Section	Overall	1400m	1200m	1000m	800m	600m	400m	200m						
Section Times	1:37.39 [7] (0:15.26)	1:22.13 [9] (0:11.82)	1:10.31 [10] (0:11.73)	0:58.58 [8] (0:11.67)	0:46.91 [9] (0:11.45)	0:35.46 [10] (0:11.45)	0:24.01 [8] (0:11.63)	0:12.38 [8] (0:12.38)						
Average Speed [km/h]	50.0	61.2	61.2	61.8	63.6	63.7	62.2	58.3						
Top Speed [km/h]	62.9	61.8	62.3	63.5	64.2	65.1	64.3	62.1						
Avg. Dist. to Rail [m]	7.1	1.1	0.8	1.0	2.1	2.6	4.3	9.4						
Avg. Stride Freq. [Hz]	2.3	2.4	2.4	2.4	2.4	2.5	2.4	2.4						
Avg. Stride Length [m]	5.9	7.0	7.1	7.1	7.3	7.1	7.1	6.8						



- [] Ranking at each section and finish
- .-.- No data available at this section
- NA No data available



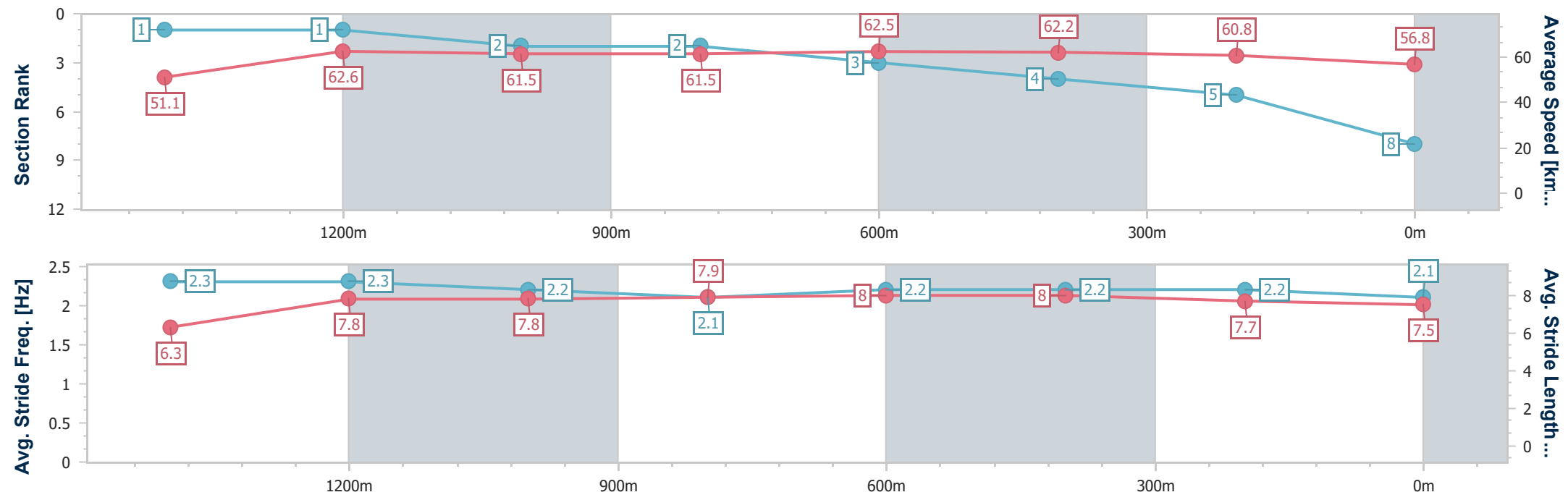
Horse/Jockey Name	Choquant
Final Rank	8
Fastest Section Time (Section)	0:11.45 (1400m)
Top Speed [km/h] (Section)	64.8 (Overall)
Race State	Finished



Townsville QLD Professional
 Race 7: HYGAIN Class 3 Plate - 1609m
 13 June 2024 - 16:01
 Track Rating: Good 4, Weather: Fine, Rail Position: +3m 1000m-
 W/Post; True Remainder



Section	Overall	1400m	1200m	1000m	800m	600m	400m	200m						
Section Times	1:37.47 [8] (0:14.86)	1:22.61 [1] (0:11.45)	1:11.16 [1] (0:11.68)	0:59.48 [2] (0:11.62)	0:47.86 [2] (0:11.58)	0:36.28 [3] (0:11.69)	0:24.59 [4] (0:11.91)	0:12.68 [5] (0:12.68)						
Average Speed [km/h]	51.1	62.6	61.5	61.5	62.5	62.2	60.8	56.8						
Top Speed [km/h]	64.8	64.5	62.7	62.7	63.3	62.8	62.3	59.8						
Avg. Dist. to Rail [m]	4.4	0.7	1.4	1.5	0.8	2.0	4.1	6.3						
Avg. Stride Freq. [Hz]	2.3	2.3	2.2	2.1	2.2	2.2	2.2	2.1						
Avg. Stride Length [m]	6.3	7.8	7.8	7.9	8.0	8.0	7.7	7.5						



- [] Ranking at each section and finish
- .-.- No data available at this section
- NA No data available



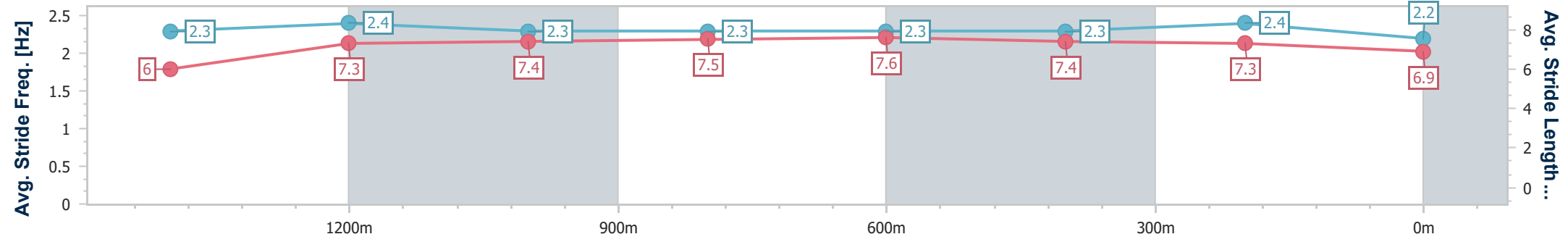
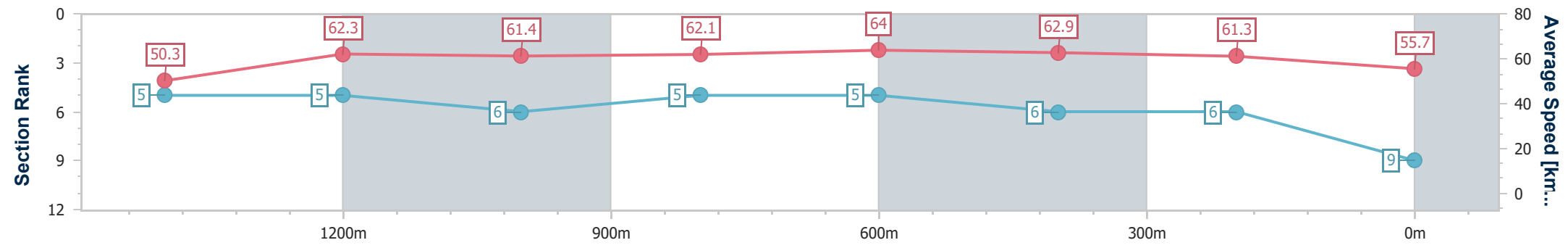
Horse/Jockey Name	Rupert's Boy
Final Rank	9
Fastest Section Time (Section)	0:11.36 (800m)
Top Speed [km/h] (Section)	65.5 (Overall)
Race State	Finished



Townsville QLD Professional
 Race 7: HYGAIN Class 3 Plate - 1609m
 13 June 2024 - 16:01
 Track Rating: Good 4, Weather: Fine, Rail Position: +3m 1000m-
 W/Post; True Remainder



Section	Overall	1400m	1200m	1000m	800m	600m	400m	200m
Section Times	1:37.90 [9] (0:15.08)	1:22.82 [5] (0:11.64)	1:11.18 [5] (0:11.74)	0:59.44 [6] (0:11.60)	0:47.84 [5] (0:11.36)	0:36.48 [5] (0:11.66)	0:24.82 [6] (0:11.89)	0:12.93 [6] (0:12.93)
Average Speed [km/h]	50.3	62.3	61.4	62.1	64.0	62.9	61.3	55.7
Top Speed [km/h]	65.5	65.5	62.8	63.9	65.4	64.6	62.7	59.7
Avg. Dist. to Rail [m]	5.9	2.8	1.7	0.7	1.8	3.8	7.3	10.3
Avg. Stride Freq. [Hz]	2.3	2.4	2.3	2.3	2.3	2.3	2.4	2.2
Avg. Stride Length [m]	6.0	7.3	7.4	7.5	7.6	7.4	7.3	6.9



- [] Ranking at each section and finish
- .-.- No data available at this section
- NA No data available



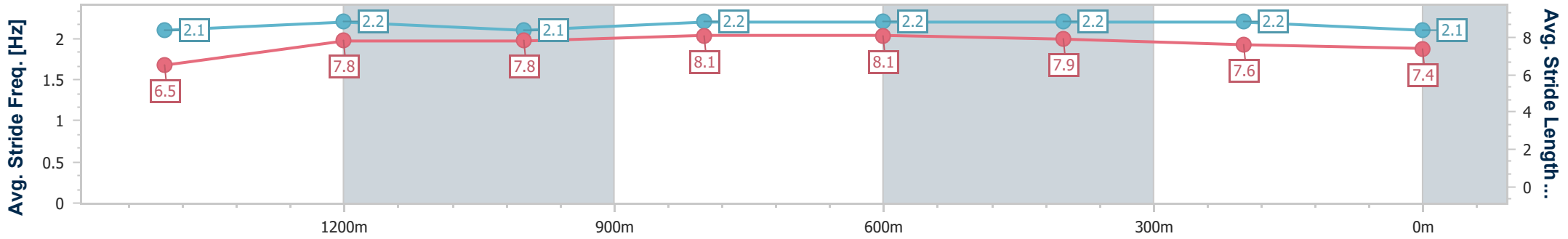
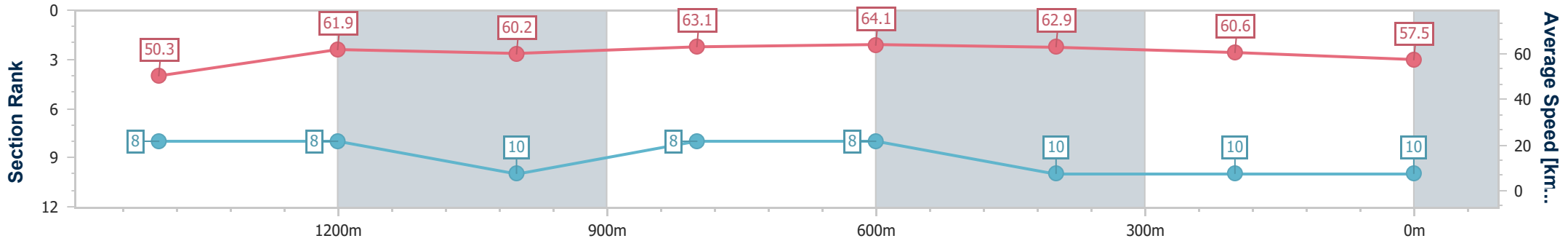
Horse/Jockey Name	Shadow Eclipse
Final Rank	10
Fastest Section Time (Section)	0:11.37 (800m)
Top Speed [km/h] (Section)	64.9 (800m)
Race State	Finished



Townsville QLD Professional
 Race 7: HYGAIN Class 3 Plate - 1609m
 13 June 2024 - 16:01
 Track Rating: Good 4, Weather: Fine, Rail Position: +3m 1000m-
 W/Post; True Remainder



Section	Overall	1400m	1200m	1000m	800m	600m	400m	200m						
Section Times	1:38.02 [10] (0:15.26)	1:22.76 [8] (0:11.78)	1:10.98 [8] (0:11.96)	0:59.02 [10] (0:11.44)	0:47.58 [8] (0:11.37)	0:36.21 [8] (0:11.68)	0:24.53 [10] (0:12.01)	0:12.52 [10] (0:12.52)						
Average Speed [km/h]	50.3	61.9	60.2	63.1	64.1	62.9	60.6	57.5						
Top Speed [km/h]	63.9	63.5	62.2	64.6	64.9	64.8	61.6	60.1						
Avg. Dist. to Rail [m]	10.1	3.7	1.9	0.7	2.6	4.4	6.2	8.2						
Avg. Stride Freq. [Hz]	2.1	2.2	2.1	2.2	2.2	2.2	2.2	2.1						
Avg. Stride Length [m]	6.5	7.8	7.8	8.1	8.1	7.9	7.6	7.4						



- [] Ranking at each section and finish
- .-.- No data available at this section
- NA No data available



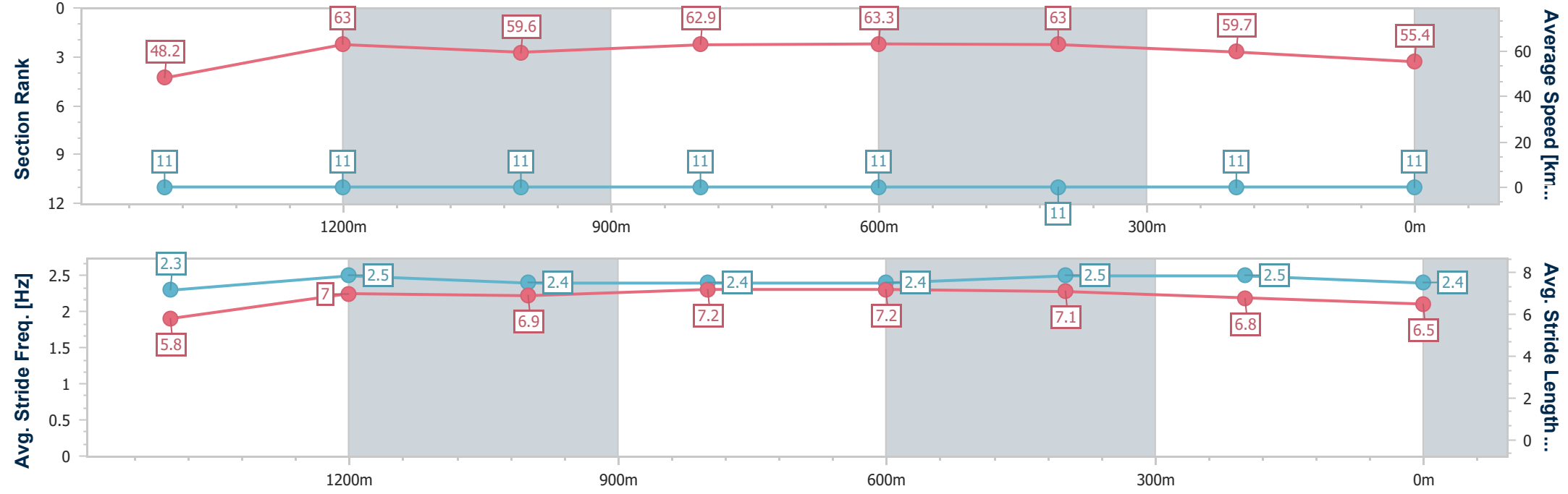
Horse/Jockey Name	Acctories
Final Rank	11
Fastest Section Time (Section)	0:11.39 (1000m)
Top Speed [km/h] (Section)	65.3 (1000m)
Race State	Finished



Townsville QLD Professional
Race 7: HYGAIN Class 3 Plate - 1609m
 13 June 2024 - 16:01
 Track Rating: Good 4, Weather: Fine, Rail Position: +3m 1000m-
 W/Post; True Remainder



Section	Overall	1400m	1200m	1000m	800m	600m	400m	200m
Section Times	1:38.82 [11] (0:15.84)	1:22.98 [11] (0:11.45)	1:11.53 [11] (0:12.07)	0:59.46 [11] (0:11.39)	0:48.07 [11] (0:11.43)	0:36.64 [11] (0:11.50)	0:25.14 [11] (0:12.13)	0:13.01 [11] (0:13.01)
Average Speed [km/h]	48.2	63.0	59.6	62.9	63.3	63.0	59.7	55.4
Top Speed [km/h]	63.7	63.7	61.5	65.3	64.4	64.4	61.2	58.5
Avg. Dist. to Rail [m]	8.2	0.6	1.5	1.0	1.1	1.3	4.2	8.2
Avg. Stride Freq. [Hz]	2.3	2.5	2.4	2.4	2.4	2.5	2.5	2.4
Avg. Stride Length [m]	5.8	7.0	6.9	7.2	7.2	7.1	6.8	6.5



- [] Ranking at each section and finish
- .-.- No data available at this section
- NA No data available