



Townsville QLD Professional

Race 1: LADBROKES YARD COMMENTS Maiden Plate - 1400m

13 June 2024 - 12:22



Track Rating: Good 4, Weather: Fine, Rail Position: +3m 1000m-W/Post; True Remainder

Section		Overall	1200m	1000m	800m	600m	400m	Last 600m					
Field Times		1:22.81 (0:13.95)	1:08.86 (0:11.04)	0:57.82 (0:11.24)	0:46.58 (0:11.16)	0:35.42 (0:11.34)	0:24.08 (0:11.58)	0:35.42					
Rank	TAB	Horse/Jockey	Barrier	Top Speed [km/h]	Fastest Section					Distance Travelled [m]			
1	11	ICE BOUND Lacey Morrison	5	66.2 1200m	0:11.04 1200m	1:22.81 [1] (0:13.95)	1:08.86 [1] (0:11.04)	0:57.82 [1] (0:11.24)	0:46.58 [1] (0:11.16)	0:35.42 [1] (0:11.34)	0:24.08 [1] (0:11.58)	0:35.42	
2	1	DEER HUNTER Ryan Wiggins	11	66.3 600m	0:11.17 1000m	1:22.94 [2] (0:14.51)	1:08.43 [8] (0:11.18)	0:57.25 [7] (0:11.17)	0:46.08 [7] (0:11.27)	0:34.81 [6] (0:11.31)	0:23.50 [5] (0:11.49)	0:34.81	+6
3	4	DATINKA Justin Stanley	4	65.3 Overall	0:11.17 800m	1:23.13 [3] (0:14.07)	1:09.06 [3] (0:11.27)	0:57.79 [3] (0:11.23)	0:46.56 [3] (0:11.17)	0:35.39 [2] (0:11.37)	0:24.02 [2] (0:11.64)	0:35.39	-5
4	3	PELSAERT Scott Sheargold	8	66.0 800m	0:11.21 1200m	1:23.31 [4] (0:14.16)	1:09.15 [4] (0:11.21)	0:57.94 [4] (0:11.24)	0:46.70 [4] (0:11.21)	0:35.49 [4] (0:11.48)	0:24.01 [4] (0:11.47)	0:35.49	+4
5	7	WANDERLEI Melea Castle	2	67.8 1200m	0:11.16 1200m	1:23.41 [5] (0:14.36)	1:09.05 [6] (0:11.16)	0:57.89 [6] (0:11.31)	0:46.58 [6] (0:11.32)	0:35.26 [7] (0:11.46)	0:23.80 [7] (0:11.66)	0:35.26	-1
6	5	I'M FAMOUS Nathan Thomas	7	65.9 1200m	0:11.05 1200m	1:23.61 [6] (0:14.03)	1:09.58 [2] (0:11.05)	0:58.53 [2] (0:11.28)	0:47.25 [2] (0:11.41)	0:35.84 [3] (0:11.49)	0:24.35 [3] (0:11.82)	0:35.84	+5
7	8	BOGAN PRINCESS Denicious Smith	6	66.0 800m	0:11.15 1200m	1:23.87 [7] (0:14.23)	1:09.64 [5] (0:11.15)	0:58.49 [5] (0:11.26)	0:47.23 [5] (0:11.29)	0:35.94 [5] (0:11.60)	0:24.34 [6] (0:11.78)	0:35.94	+2
8	10	ZURI ZURI Chelsea Jovic	3	66.7 600m	0:11.15 1000m	1:23.98 [8] (0:14.53)	1:09.45 [9] (0:11.35)	0:58.10 [10] (0:11.15)	0:46.95 [8] (0:11.43)	0:35.52 [10] (0:11.23)	0:24.29 [8] (0:11.63)	0:35.52	+5
9	6	TWENTY THREE WALL Adam Spinks	1	65.8 1000m	0:11.21 1000m	1:24.06 [9] (0:14.57)	1:09.49 [10] (0:11.26)	0:58.23 [9] (0:11.21)	0:47.02 [9] (0:11.26)	0:35.76 [8] (0:11.43)	0:24.33 [9] (0:11.71)	0:35.76	-1
10	2	ELECTRIC HASHMAL Carl Spry	10	65.5 1000m	0:11.28 1200m	1:25.10 [10] (0:14.46)	1:10.64 [7] (0:11.28)	0:59.36 [8] (0:11.30)	0:48.06 [10] (0:11.34)	0:36.72 [9] (0:11.58)	0:25.14 [10] (0:12.02)	0:36.72	+8

Scratched: Fairybower Flyer (#9)

[] Ranking at each section and finish
 -:-:- No data available at this section
 NA No data available

SCN Saddle cloth number
 DNF Did not finish
 DNT Did not track



Townsville QLD Professional

Race 1: LADBROKES YARD COMMENTS Maiden Plate - 1400m



13 June 2024 - 12:22

Track Rating: Good 4, Weather: Fine, Rail Position: +3m 1000m-W/Post; True Remainder

Section				200m				Last 600m	
Field Times				0:12.50 (0:12.50)				0:35.42	
Rank	TAB	Horse/Jockey	Barrier	Top Speed [km/h]	Fastest Section	Margin			Distance Travelled [m]
1	11	ICE BOUND Lacey Morrison	5	66.2 1200m	0:11.04 1200m	0:12.50 [1] (0:12.50)	1:22.81		0:35.42
2	1	DEER HUNTER Ryan Wiggins	11	66.3 600m	0:11.17 1000m	0:12.01 [4] (0:12.01)	0.73L		0:34.81 +6
3	4	DATINKA Justin Stanley	4	65.3 Overall	0:11.17 800m	0:12.38 [2] (0:12.38)	1.85L		0:35.39 -5
4	3	PELSAERT Scott Sheargold	8	66.0 800m	0:11.21 1200m	0:12.54 [3] (0:12.54)	2.92L		0:35.49 +4
5	7	WANDERLEI Melea Castle	2	67.8 1200m	0:11.16 1200m	0:12.14 [6] (0:12.14)	3.54L		0:35.26 -1
6	5	I'M FAMOUS Nathan Thomas	7	65.9 1200m	0:11.05 1200m	0:12.53 [5] (0:12.53)	4.67L		0:35.84 +5
7	8	BOGAN PRINCESS Denicious Smith	6	66.0 800m	0:11.15 1200m	0:12.56 [7] (0:12.56)	6.2L		0:35.94 +2
8	10	ZURI ZURI Chelsea Jokic	3	66.7 600m	0:11.15 1000m	0:12.66 [8] (0:12.66)	6.85L		0:35.52 +5
9	6	TWENTY THREE WALL Adam Spinks	1	65.8 1000m	0:11.21 1000m	0:12.62 [9] (0:12.62)	7.32L		0:35.76 -1
10	2	ELECTRIC HASHMAL Carl Spry	10	65.5 1000m	0:11.28 1200m	0:13.12 [10] (0:13.12)	13.48L		0:36.72 +8

Scratched: Fairybower Flyer (#9)

[] Ranking at each section and finish
 -:-:- No data available at this section
 NA No data available

SCN Saddle cloth number
 DNF Did not finish
 DNT Did not track



Horse/Jockey Name	Ice Bound
Final Rank	1
Fastest Section Time (Section)	0:11.04 (1200m)
Top Speed [km/h] (Section)	66.2 (1200m)
Race State	Finished



Townsville QLD Professional

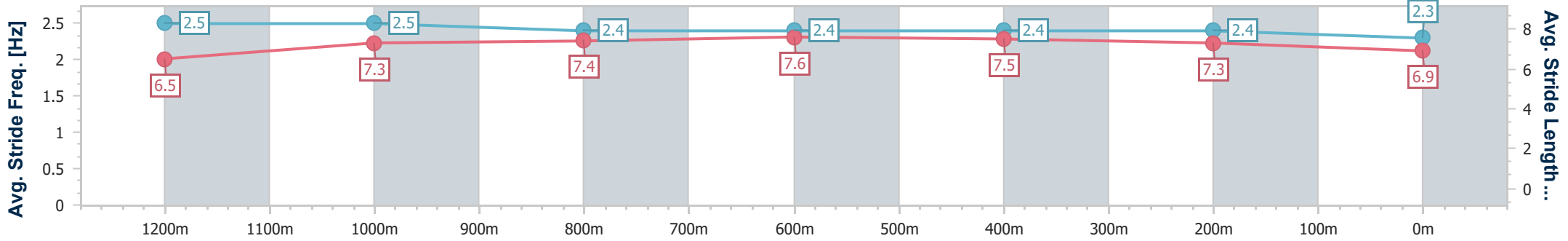
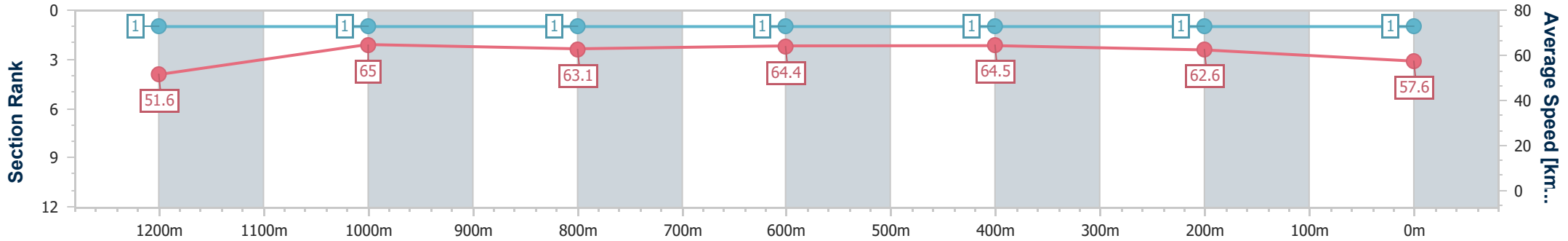
Race 1: LADBROKES YARD COMMENTS Maiden Plate - 1400m

13 June 2024 - 12:22

Track Rating: Good 4, Weather: Fine, Rail Position: +3m 1000m-W/Post; True Remainder



Section	Overall	1200m	1000m	800m	600m	400m	200m
Section Times	1:22.81 [1] (0:13.95)	1:08.86 [1] (0:11.04)	0:57.82 [1] (0:11.24)	0:46.58 [1] (0:11.16)	0:35.42 [1] (0:11.34)	0:24.08 [1] (0:11.58)	0:12.50 [1] (0:12.50)
Average Speed [km/h]	51.6	65.0	63.1	64.4	64.5	62.6	57.6
Top Speed [km/h]	66.0	66.2	64.0	65.7	65.9	65.1	60.4
Avg. Dist. to Rail [m]	4.6	1.6	3.2	0.8	3.2	3.1	3.0
Avg. Stride Freq. [Hz]	2.5	2.5	2.4	2.4	2.4	2.4	2.3
Avg. Stride Length [m]	6.5	7.3	7.4	7.6	7.5	7.3	6.9



- [] Ranking at each section and finish
- .-.- No data available at this section
- NA No data available



Horse/Jockey Name	Deer Hunter
Final Rank	2
Fastest Section Time (Section)	0:11.17 (1000m)
Top Speed [km/h] (Section)	66.3 (600m)
Race State	Finished



Townsville QLD Professional

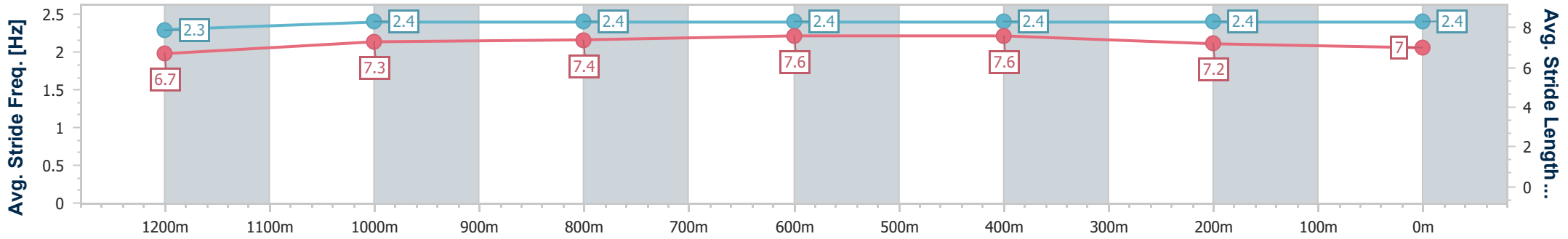
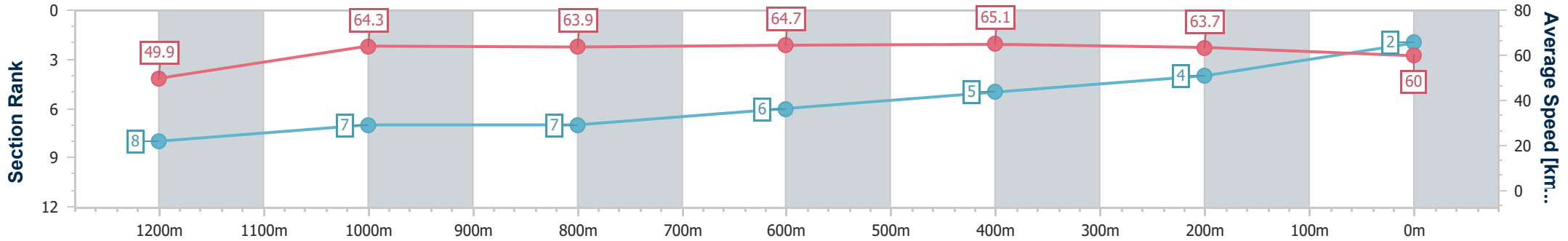
Race 1: LADBROKES YARD COMMENTS Maiden Plate - 1400m

13 June 2024 - 12:22

Track Rating: Good 4, Weather: Fine, Rail Position: +3m 1000m-W/Post; True Remainder



Section	Overall	1200m	1000m	800m	600m	400m	200m
Section Times	1:22.94 [2] (0:14.51)	1:08.43 [8] (0:11.18)	0:57.25 [7] (0:11.17)	0:46.08 [7] (0:11.27)	0:34.81 [6] (0:11.31)	0:23.50 [5] (0:11.49)	0:12.01 [4] (0:12.01)
Average Speed [km/h]	49.9	64.3	63.9	64.7	65.1	63.7	60.0
Top Speed [km/h]	66.1	66.1	65.1	65.7	66.3	64.7	62.6
Avg. Dist. to Rail [m]	10.1	0.8	1.6	2.4	5.1	9.0	7.9
Avg. Stride Freq. [Hz]	2.3	2.4	2.4	2.4	2.4	2.4	2.4
Avg. Stride Length [m]	6.7	7.3	7.4	7.6	7.6	7.2	7.0



- [] Ranking at each section and finish
- .-.- No data available at this section
- NA No data available



Horse/Jockey Name	Datinka
Final Rank	3
Fastest Section Time (Section)	0:11.17 (800m)
Top Speed [km/h] (Section)	65.3 (Overall)
Race State	Finished



Townsville QLD Professional

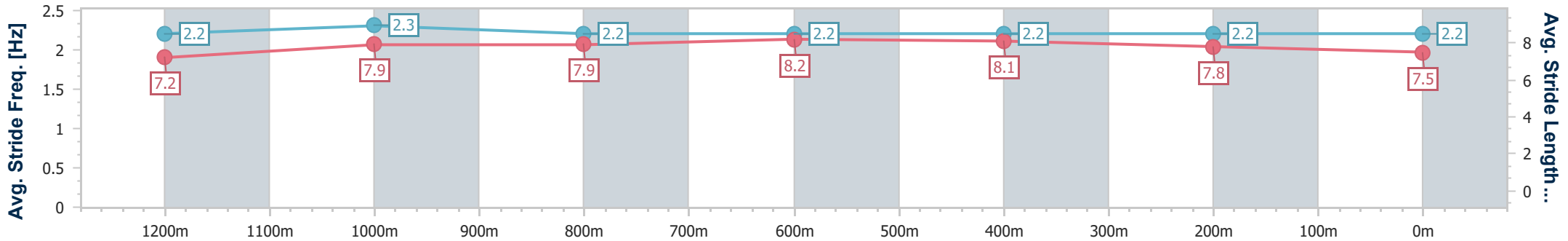
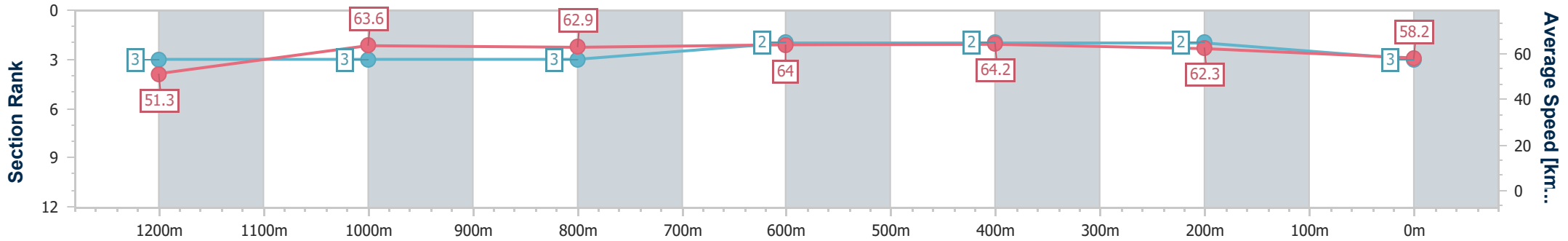
Race 1: LADBROKES YARD COMMENTS Maiden Plate - 1400m

13 June 2024 - 12:22

Track Rating: Good 4, Weather: Fine, Rail Position: +3m 1000m-W/Post; True Remainder



Section	Overall	1200m	1000m	800m	600m	400m	200m
Section Times	1:23.13 [3] (0:14.07)	1:09.06 [3] (0:11.27)	0:57.79 [3] (0:11.23)	0:46.56 [3] (0:11.17)	0:35.39 [2] (0:11.37)	0:24.02 [2] (0:11.64)	0:12.38 [2] (0:12.38)
Average Speed [km/h]	51.3	63.6	62.9	64.0	64.2	62.3	58.2
Top Speed [km/h]	65.3	64.5	64.2	64.7	64.8	63.4	61.7
Avg. Dist. to Rail [m]	3.8	2.7	3.5	1.3	2.4	4.3	4.5
Avg. Stride Freq. [Hz]	2.2	2.3	2.2	2.2	2.2	2.2	2.2
Avg. Stride Length [m]	7.2	7.9	7.9	8.2	8.1	7.8	7.5



- [] Ranking at each section and finish
- .-.- No data available at this section
- NA No data available



Horse/Jockey Name	Pelsaert
Final Rank	4
Fastest Section Time (Section)	0:11.21 (1200m)
Top Speed [km/h] (Section)	66.0 (800m)
Race State	Finished



Townsville QLD Professional

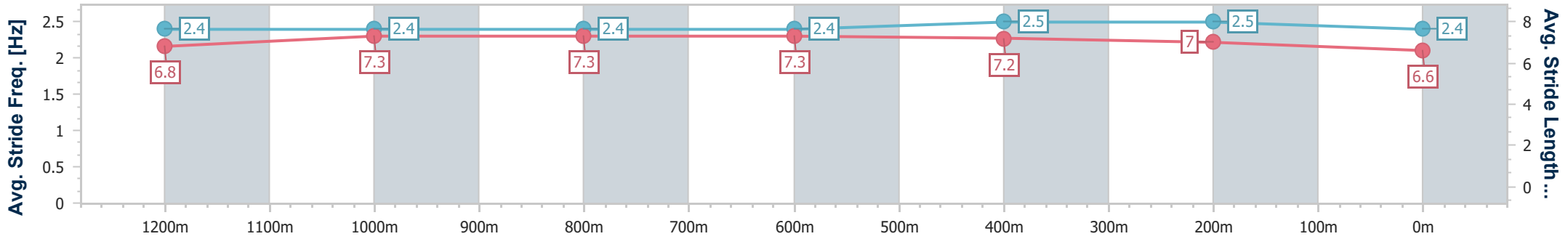
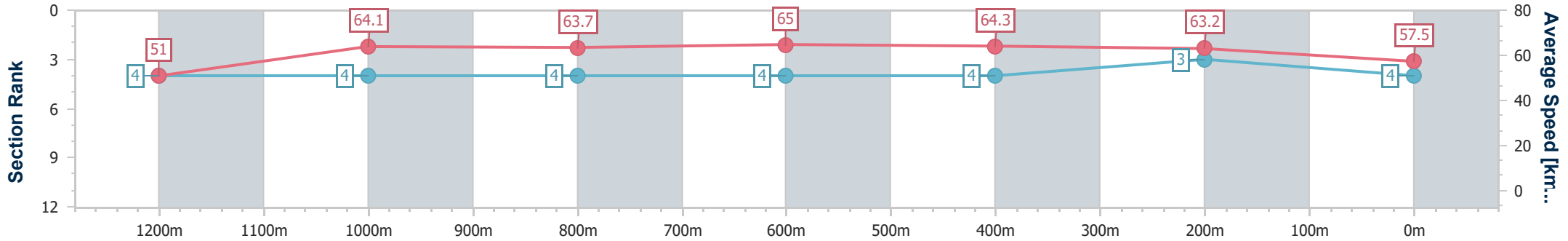
Race 1: LADBROKES YARD COMMENTS Maiden Plate - 1400m

13 June 2024 - 12:22

Track Rating: Good 4, Weather: Fine, Rail Position: +3m 1000m-W/Post; True Remainder



Section	Overall	1200m	1000m	800m	600m	400m	200m
Section Times	1:23.31 [4] (0:14.16)	1:09.15 [4] (0:11.21)	0:57.94 [4] (0:11.24)	0:46.70 [4] (0:11.21)	0:35.49 [4] (0:11.48)	0:24.01 [4] (0:11.47)	0:12.54 [3] (0:12.54)
Average Speed [km/h]	51.0	64.1	63.7	65.0	64.3	63.2	57.5
Top Speed [km/h]	63.8	65.3	64.3	66.0	65.8	64.7	61.2
Avg. Dist. to Rail [m]	9.0	1.1	1.3	2.6	5.0	4.4	5.8
Avg. Stride Freq. [Hz]	2.4	2.4	2.4	2.4	2.5	2.5	2.4
Avg. Stride Length [m]	6.8	7.3	7.3	7.3	7.2	7.0	6.6



- [] Ranking at each section and finish
- .-.- No data available at this section
- NA No data available



Horse/Jockey Name	Wanderlei
Final Rank	5
Fastest Section Time (Section)	0:11.16 (1200m)
Top Speed [km/h] (Section)	67.8 (1200m)
Race State	Finished



Townsville QLD Professional

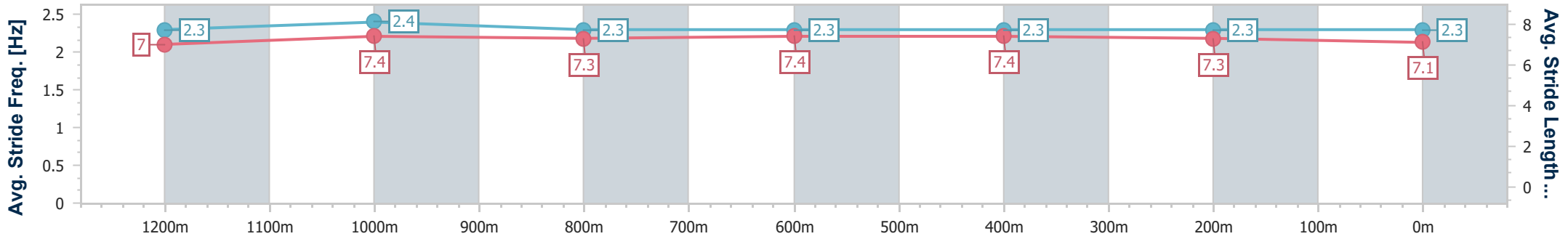
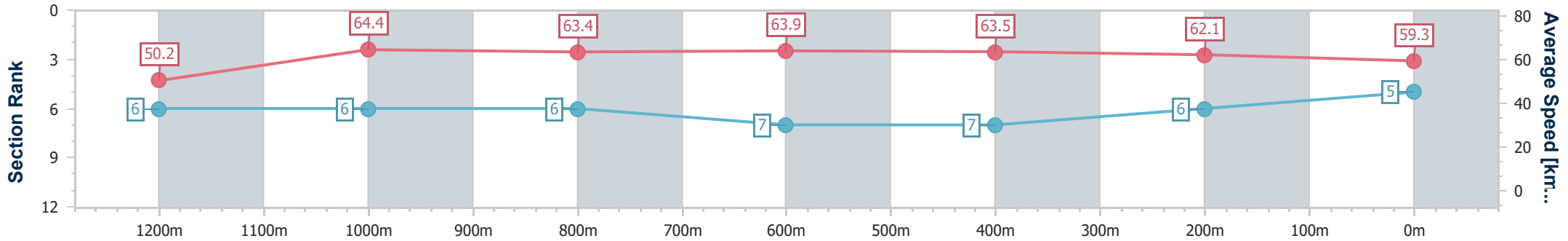
Race 1: LADBROKES YARD COMMENTS Maiden Plate - 1400m

13 June 2024 - 12:22

Track Rating: Good 4, Weather: Fine, Rail Position: +3m 1000m-W/Post; True Remainder



Section	Overall	1200m	1000m	800m	600m	400m	200m
Section Times	1:23.41 [5] (0:14.36)	1:09.05 [6] (0:11.16)	0:57.89 [6] (0:11.31)	0:46.58 [6] (0:11.32)	0:35.26 [7] (0:11.46)	0:23.80 [7] (0:11.66)	0:12.14 [6] (0:12.14)
Average Speed [km/h]	50.2	64.4	63.4	63.9	63.5	62.1	59.3
Top Speed [km/h]	64.0	67.8	64.5	64.9	64.7	62.9	61.7
Avg. Dist. to Rail [m]	2.7	0.9	1.2	1.0	2.1	3.2	3.8
Avg. Stride Freq. [Hz]	2.3	2.4	2.3	2.3	2.3	2.3	2.3
Avg. Stride Length [m]	7.0	7.4	7.3	7.4	7.4	7.3	7.1



- [] Ranking at each section and finish
- .-.- No data available at this section
- NA No data available



Horse/Jockey Name	I'm Famous
Final Rank	6
Fastest Section Time (Section)	0:11.05 (1200m)
Top Speed [km/h] (Section)	65.9 (1200m)
Race State	Finished



Townsville QLD Professional

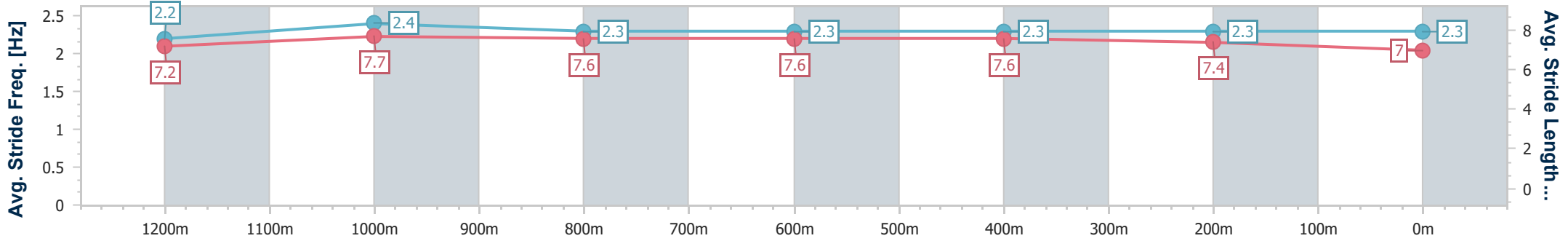
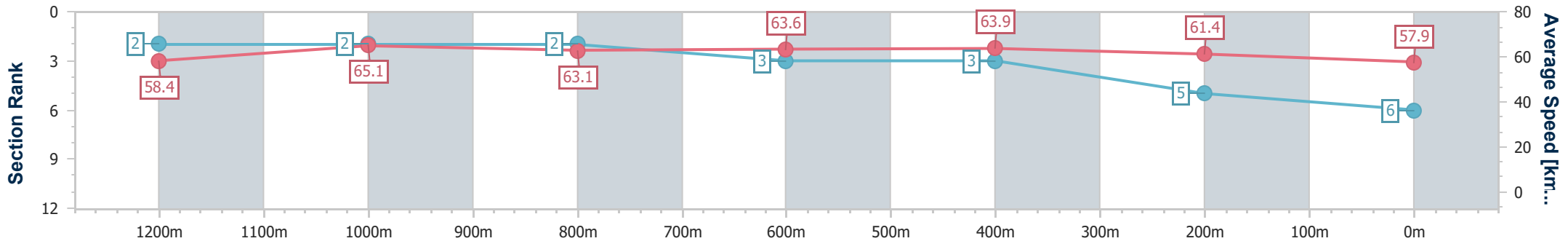
Race 1: LADBROKES YARD COMMENTS Maiden Plate - 1400m

13 June 2024 - 12:22

Track Rating: Good 4, Weather: Fine, Rail Position: +3m 1000m-W/Post; True Remainder



Section	Overall	1200m	1000m	800m	600m	400m	200m
Section Times	1:23.61 [6] (0:14.03)	1:09.58 [2] (0:11.05)	0:58.53 [2] (0:11.28)	0:47.25 [2] (0:11.41)	0:35.84 [3] (0:11.49)	0:24.35 [3] (0:11.82)	0:12.53 [5] (0:12.53)
Average Speed [km/h]	58.4	65.1	63.1	63.6	63.9	61.4	57.9
Top Speed [km/h]	65.1	65.9	65.4	64.8	65.0	64.1	60.8
Avg. Dist. to Rail [m]	6.8	1.4	2.5	1.9	3.5	3.0	5.2
Avg. Stride Freq. [Hz]	2.2	2.4	2.3	2.3	2.3	2.3	2.3
Avg. Stride Length [m]	7.2	7.7	7.6	7.6	7.6	7.4	7.0



- [] Ranking at each section and finish
- .-.- No data available at this section
- NA No data available



Horse/Jockey Name	Bogan Princess
Final Rank	7
Fastest Section Time (Section)	0:11.15 (1200m)
Top Speed [km/h] (Section)	66.0 (800m)
Race State	Finished



Townsville QLD Professional

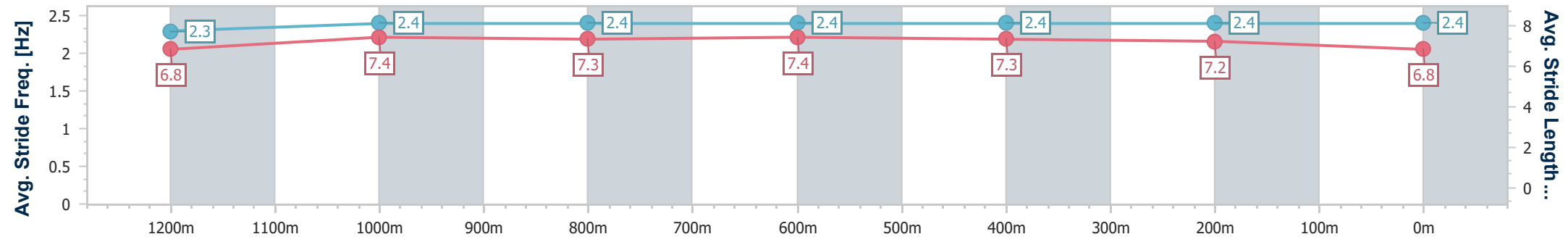
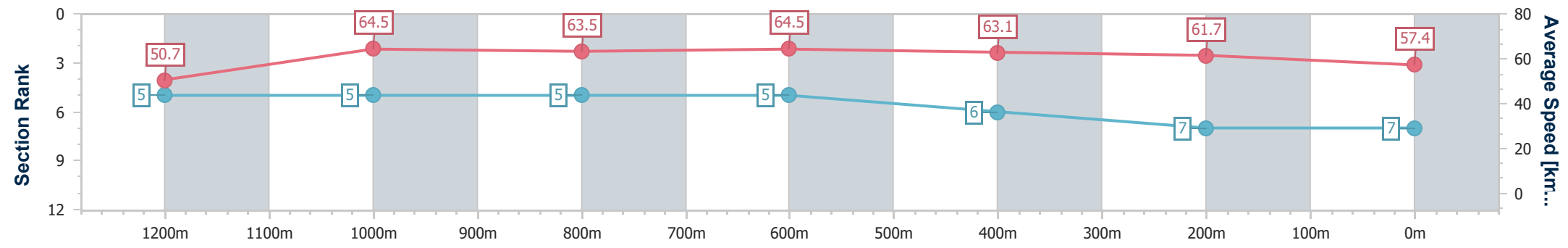
Race 1: LADBROKES YARD COMMENTS Maiden Plate - 1400m

13 June 2024 - 12:22

Track Rating: Good 4, Weather: Fine, Rail Position: +3m 1000m-W/Post; True Remainder



Section	Overall	1200m	1000m	800m	600m	400m	200m
Section Times	1:23.87 [7] (0:14.23)	1:09.64 [5] (0:11.15)	0:58.49 [5] (0:11.26)	0:47.23 [5] (0:11.29)	0:35.94 [5] (0:11.60)	0:24.34 [6] (0:11.78)	0:12.56 [7] (0:12.56)
Average Speed [km/h]	50.7	64.5	63.5	64.5	63.1	61.7	57.4
Top Speed [km/h]	64.9	65.2	64.6	66.0	65.0	63.2	60.5
Avg. Dist. to Rail [m]	6.5	1.0	1.7	2.1	3.6	4.9	6.6
Avg. Stride Freq. [Hz]	2.3	2.4	2.4	2.4	2.4	2.4	2.4
Avg. Stride Length [m]	6.8	7.4	7.3	7.4	7.3	7.2	6.8



- [] Ranking at each section and finish
- .-.- No data available at this section
- NA No data available



Horse/Jockey Name	Zuri Zuri
Final Rank	8
Fastest Section Time (Section)	0:11.15 (1000m)
Top Speed [km/h] (Section)	66.7 (600m)
Race State	Finished



Townsville QLD Professional

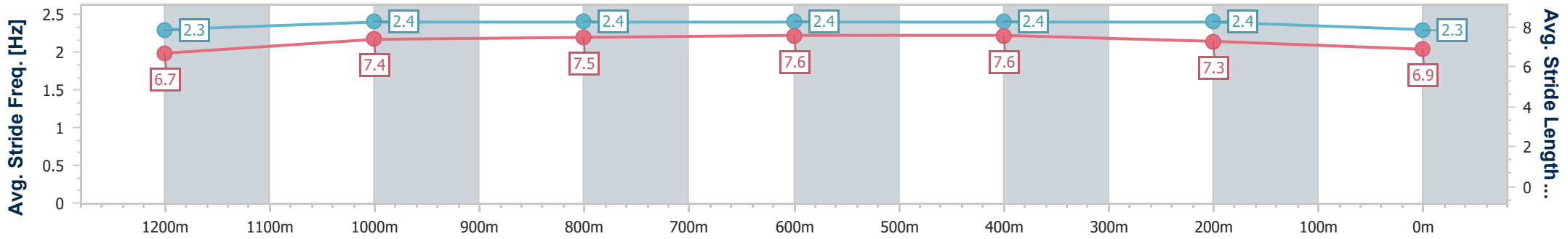
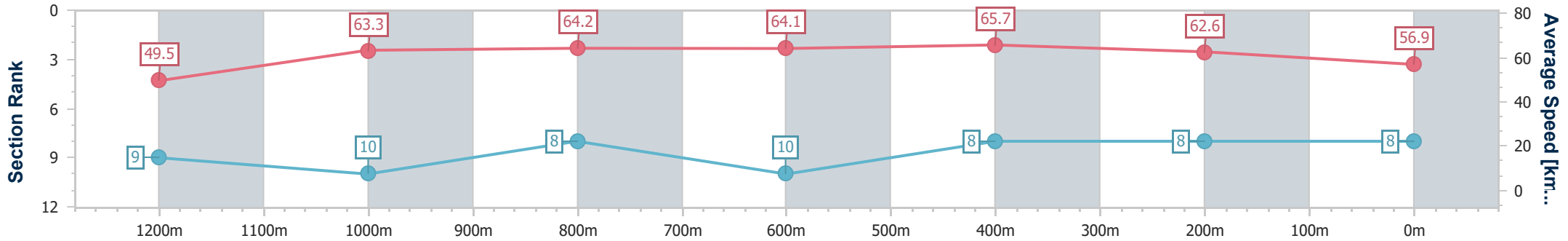
Race 1: LADBROKES YARD COMMENTS Maiden Plate - 1400m

13 June 2024 - 12:22

Track Rating: Good 4, Weather: Fine, Rail Position: +3m 1000m-W/Post; True Remainder



Section	Overall	1200m	1000m	800m	600m	400m	200m
Section Times	1:23.98 [8] (0:14.53)	1:09.45 [9] (0:11.35)	0:58.10 [10] (0:11.15)	0:46.95 [8] (0:11.43)	0:35.52 [10] (0:11.23)	0:24.29 [8] (0:11.63)	0:12.66 [8] (0:12.66)
Average Speed [km/h]	49.5	63.3	64.2	64.1	65.7	62.6	56.9
Top Speed [km/h]	62.2	64.7	66.0	64.9	66.7	64.8	61.0
Avg. Dist. to Rail [m]	3.1	1.1	1.6	3.7	4.9	7.5	8.7
Avg. Stride Freq. [Hz]	2.3	2.4	2.4	2.4	2.4	2.4	2.3
Avg. Stride Length [m]	6.7	7.4	7.5	7.6	7.6	7.3	6.9



- [] Ranking at each section and finish
- .-.- No data available at this section
- NA No data available



Horse/Jockey Name	Twenty Three Wall
Final Rank	9
Fastest Section Time (Section)	0:11.21 (1000m)
Top Speed [km/h] (Section)	65.8 (1000m)
Race State	Finished



Townsville QLD Professional

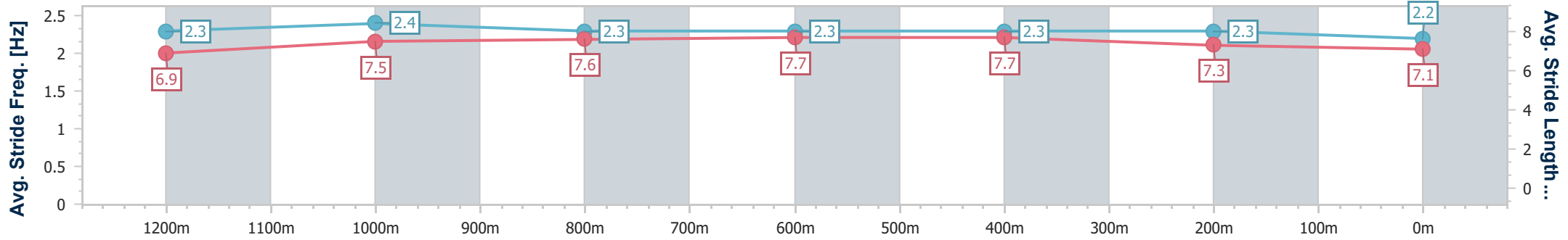
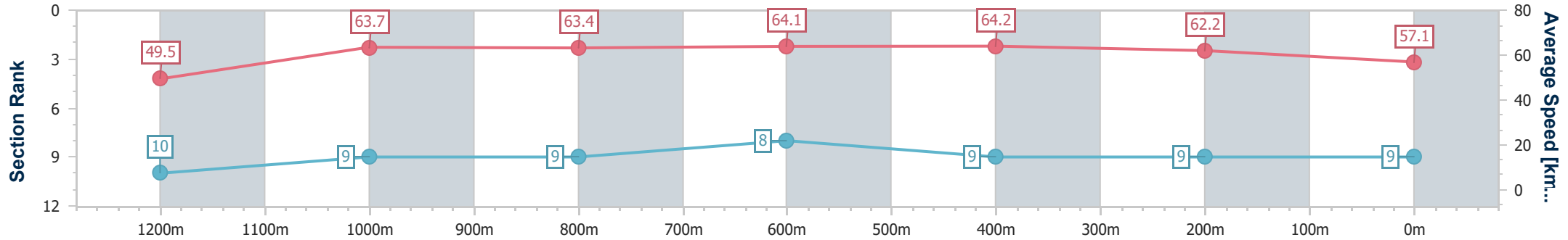
Race 1: LADBROKES YARD COMMENTS Maiden Plate - 1400m

13 June 2024 - 12:22

Track Rating: Good 4, Weather: Fine, Rail Position: +3m 1000m-W/Post; True Remainder



Section	Overall	1200m	1000m	800m	600m	400m	200m
Section Times	1:24.06 [9] (0:14.57)	1:09.49 [10] (0:11.26)	0:58.23 [9] (0:11.21)	0:47.02 [9] (0:11.26)	0:35.76 [8] (0:11.43)	0:24.33 [9] (0:11.71)	0:12.62 [9] (0:12.62)
Average Speed [km/h]	49.5	63.7	63.4	64.1	64.2	62.2	57.1
Top Speed [km/h]	63.7	64.9	65.8	65.8	65.4	64.4	60.2
Avg. Dist. to Rail [m]	2.0	1.3	2.6	1.0	3.8	5.9	7.3
Avg. Stride Freq. [Hz]	2.3	2.4	2.3	2.3	2.3	2.3	2.2
Avg. Stride Length [m]	6.9	7.5	7.6	7.7	7.7	7.3	7.1



- [] Ranking at each section and finish
- .-.- No data available at this section
- NA No data available



Horse/Jockey Name	Electric Hashmal
Final Rank	10
Fastest Section Time (Section)	0:11.28 (1200m)
Top Speed [km/h] (Section)	65.5 (1000m)
Race State	Finished



Townsville QLD Professional

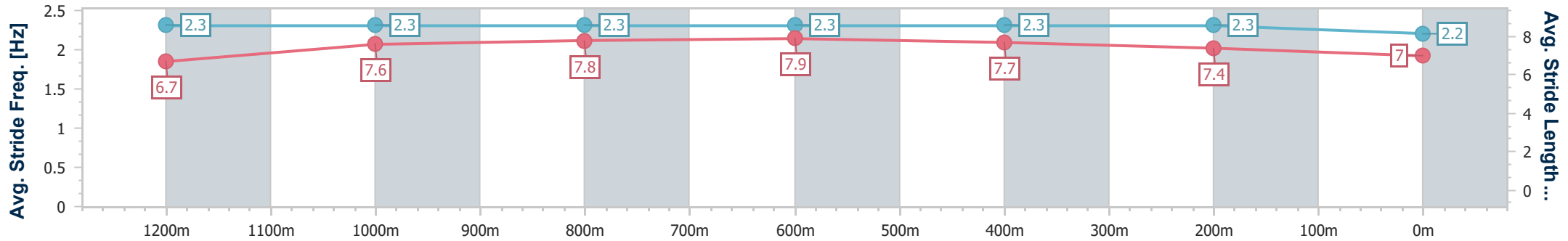
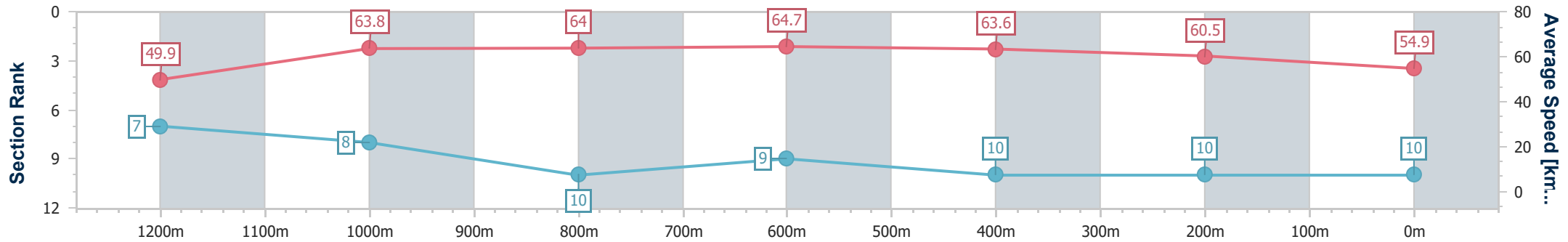
Race 1: LADBROKES YARD COMMENTS Maiden Plate - 1400m

13 June 2024 - 12:22

Track Rating: Good 4, Weather: Fine, Rail Position: +3m 1000m-W/Post; True Remainder



Section	Overall	1200m	1000m	800m	600m	400m	200m
Section Times	1:25.10 [10] (0:14.46)	1:10.64 [7] (0:11.28)	0:59.36 [8] (0:11.30)	0:48.06 [10] (0:11.34)	0:36.72 [9] (0:11.58)	0:25.14 [10] (0:12.02)	0:13.12 [10] (0:13.12)
Average Speed [km/h]	49.9	63.8	64.0	64.7	63.6	60.5	54.9
Top Speed [km/h]	63.7	64.3	65.5	65.5	65.1	62.8	58.1
Avg. Dist. to Rail [m]	9.6	1.7	1.2	3.6	4.8	5.3	5.6
Avg. Stride Freq. [Hz]	2.3	2.3	2.3	2.3	2.3	2.3	2.2
Avg. Stride Length [m]	6.7	7.6	7.8	7.9	7.7	7.4	7.0



- [] Ranking at each section and finish
- .-.- No data available at this section
- NA No data available