



Townsville QLD Professional

Race 1: LADBROKES YARD COMMENTS Maiden Plate - 1400m

13 June 2024 - 12:22



Track Rating: Good 4, Weather: Fine, Rail Position: +3m 1000m-W/Post; True Remainder

Section											Last 600m		
Field Times											0:35.42		
	Overall	1200m	1000m	800m	600m	400m							
	1:22.81 (0:13.95)	1:08.86 (0:11.04)	0:57.82 (0:11.24)	0:46.58 (0:11.16)	0:35.42 (0:11.34)	0:24.08 (0:11.58)							
Rank	TAB	Horse/Jockey	Barrier	Top Speed [km/h]	Fastest Section							Distance Travelled [m]	
1	11	ICE BOUND Lacey Morrison	5	66.2 1200m	0:11.04 1200m	1:22.81 [1] (0:13.95)	1:08.86 [1] (0:11.04)	0:57.82 [1] (0:11.24)	0:46.58 [1] (0:11.16)	0:35.42 [1] (0:11.34)	0:24.08 [1] (0:11.58)	0:35.42	
2	1	DEER HUNTER Ryan Wiggins	11	66.3 600m	0:11.17 1000m	1:22.94 [2] (0:14.51)	1:08.43 [8] (0:11.18)	0:57.25 [7] (0:11.17)	0:46.08 [7] (0:11.27)	0:34.81 [6] (0:11.31)	0:23.50 [5] (0:11.49)	0:34.81	+6
3	4	DATINKA Justin Stanley	4	65.3 Overall	0:11.17 800m	1:23.13 [3] (0:14.07)	1:09.06 [3] (0:11.27)	0:57.79 [3] (0:11.23)	0:46.56 [3] (0:11.17)	0:35.39 [2] (0:11.37)	0:24.02 [2] (0:11.64)	0:35.39	-5
4	3	PELSAERT Scott Sheargold	8	66.0 800m	0:11.21 1200m	1:23.31 [4] (0:14.16)	1:09.15 [4] (0:11.21)	0:57.94 [4] (0:11.24)	0:46.70 [4] (0:11.21)	0:35.49 [4] (0:11.48)	0:24.01 [4] (0:11.47)	0:35.49	+4
5	7	WANDERLEI Melea Castle	2	67.8 1200m	0:11.16 1200m	1:23.41 [5] (0:14.36)	1:09.05 [6] (0:11.16)	0:57.89 [6] (0:11.31)	0:46.58 [6] (0:11.32)	0:35.26 [7] (0:11.46)	0:23.80 [7] (0:11.66)	0:35.26	-1
6	5	I'M FAMOUS Nathan Thomas	7	65.9 1200m	0:11.05 1200m	1:23.61 [6] (0:14.03)	1:09.58 [2] (0:11.05)	0:58.53 [2] (0:11.28)	0:47.25 [2] (0:11.41)	0:35.84 [3] (0:11.49)	0:24.35 [3] (0:11.82)	0:35.84	+5
7	8	BOGAN PRINCESS Denicious Smith	6	66.0 800m	0:11.15 1200m	1:23.87 [7] (0:14.23)	1:09.64 [5] (0:11.15)	0:58.49 [5] (0:11.26)	0:47.23 [5] (0:11.29)	0:35.94 [5] (0:11.60)	0:24.34 [6] (0:11.78)	0:35.94	+2
8	10	ZURI ZURI Chelsea Jovic	3	66.7 600m	0:11.15 1000m	1:23.98 [8] (0:14.53)	1:09.45 [9] (0:11.35)	0:58.10 [10] (0:11.15)	0:46.95 [8] (0:11.43)	0:35.52 [10] (0:11.23)	0:24.29 [8] (0:11.63)	0:35.52	+5
9	6	TWENTY THREE WALL Adam Spinks	1	65.8 1000m	0:11.21 1000m	1:24.06 [9] (0:14.57)	1:09.49 [10] (0:11.26)	0:58.23 [9] (0:11.21)	0:47.02 [9] (0:11.26)	0:35.76 [8] (0:11.43)	0:24.33 [9] (0:11.71)	0:35.76	-1
10	2	ELECTRIC HASHMAL Carl Spry	10	65.5 1000m	0:11.28 1200m	1:25.10 [10] (0:14.46)	1:10.64 [7] (0:11.28)	0:59.36 [8] (0:11.30)	0:48.06 [10] (0:11.34)	0:36.72 [9] (0:11.58)	0:25.14 [10] (0:12.02)	0:36.72	+8

Scratched: Fairybower Flyer (#9)

[] Ranking at each section and finish
 -:-:- No data available at this section
 NA No data available

SCN Saddle cloth number
 DNF Did not finish
 DNT Did not track



Townsville QLD Professional

Race 1: LADBROKES YARD COMMENTS Maiden Plate - 1400m

13 June 2024 - 12:22



Track Rating: Good 4, Weather: Fine, Rail Position: +3m 1000m-W/Post; True Remainder

Section				200m				Last 600m	
Field Times				0:12.50 (0:12.50)				0:35.42	
Rank	TAB	Horse/Jockey	Barrier	Top Speed [km/h]	Fastest Section	Margin			Distance Travelled [m]
1	11	ICE BOUND Lacey Morrison	5	66.2 1200m	0:11.04 1200m	0:12.50 [1] (0:12.50)	1:22.81		0:35.42
2	1	DEER HUNTER Ryan Wiggins	11	66.3 600m	0:11.17 1000m	0:12.01 [4] (0:12.01)	0.73L		0:34.81 +6
3	4	DATINKA Justin Stanley	4	65.3 Overall	0:11.17 800m	0:12.38 [2] (0:12.38)	1.85L		0:35.39 -5
4	3	PELSAERT Scott Sheargold	8	66.0 800m	0:11.21 1200m	0:12.54 [3] (0:12.54)	2.92L		0:35.49 +4
5	7	WANDERLEI Melea Castle	2	67.8 1200m	0:11.16 1200m	0:12.14 [6] (0:12.14)	3.54L		0:35.26 -1
6	5	I'M FAMOUS Nathan Thomas	7	65.9 1200m	0:11.05 1200m	0:12.53 [5] (0:12.53)	4.67L		0:35.84 +5
7	8	BOGAN PRINCESS Denicious Smith	6	66.0 800m	0:11.15 1200m	0:12.56 [7] (0:12.56)	6.2L		0:35.94 +2
8	10	ZURI ZURI Chelsea Jokic	3	66.7 600m	0:11.15 1000m	0:12.66 [8] (0:12.66)	6.85L		0:35.52 +5
9	6	TWENTY THREE WALL Adam Spinks	1	65.8 1000m	0:11.21 1000m	0:12.62 [9] (0:12.62)	7.32L		0:35.76 -1
10	2	ELECTRIC HASHMAL Carl Spry	10	65.5 1000m	0:11.28 1200m	0:13.12 [10] (0:13.12)	13.48L		0:36.72 +8

Scratched: Fairybower Flyer (#9)

[] Ranking at each section and finish
 -:-:- No data available at this section
 NA No data available

SCN Saddle cloth number
 DNF Did not finish
 DNT Did not track



Horse/Jockey Name	Ice Bound
Final Rank	1
Fastest Section Time (Section)	0:11.04 (1200m)
Top Speed [km/h] (Section)	66.2 (1200m)
Race State	Finished



Townsville QLD Professional

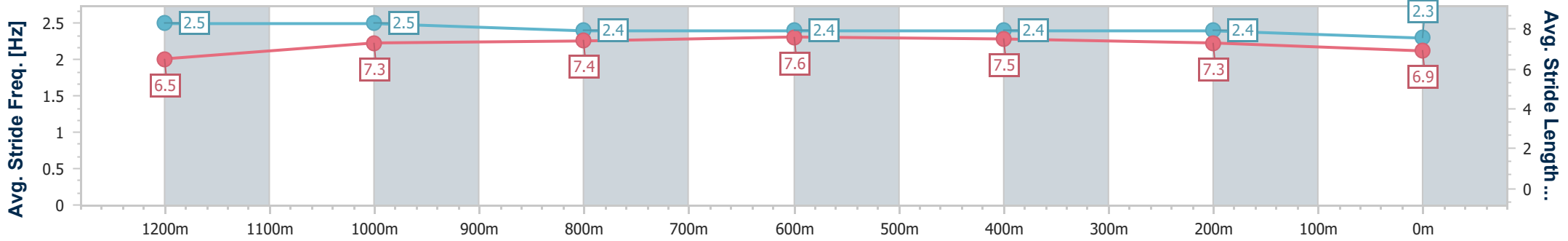
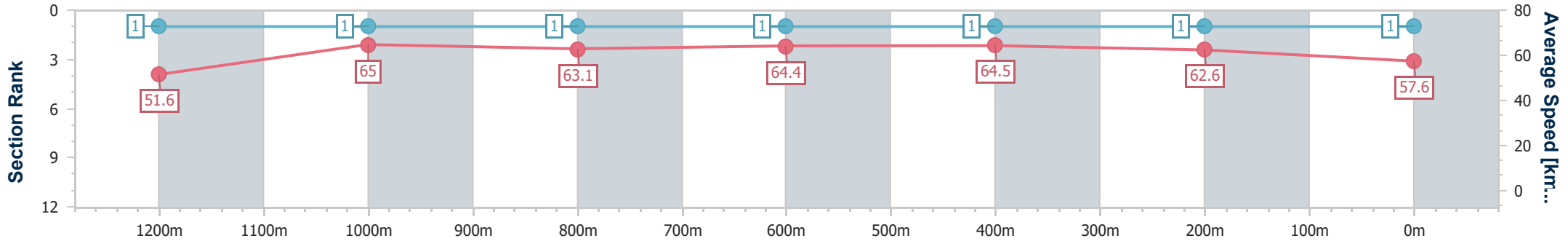
Race 1: LADBROKES YARD COMMENTS Maiden Plate - 1400m

13 June 2024 - 12:22

Track Rating: Good 4, Weather: Fine, Rail Position: +3m 1000m-W/Post; True Remainder



Section	Overall	1200m	1000m	800m	600m	400m	200m
Section Times	1:22.81 [1] (0:13.95)	1:08.86 [1] (0:11.04)	0:57.82 [1] (0:11.24)	0:46.58 [1] (0:11.16)	0:35.42 [1] (0:11.34)	0:24.08 [1] (0:11.58)	0:12.50 [1] (0:12.50)
Average Speed [km/h]	51.6	65.0	63.1	64.4	64.5	62.6	57.6
Top Speed [km/h]	66.0	66.2	64.0	65.7	65.9	65.1	60.4
Avg. Dist. to Rail [m]	4.6	1.6	3.2	0.8	3.2	3.1	3.0
Avg. Stride Freq. [Hz]	2.5	2.5	2.4	2.4	2.4	2.4	2.3
Avg. Stride Length [m]	6.5	7.3	7.4	7.6	7.5	7.3	6.9



- [] Ranking at each section and finish
- .-.- No data available at this section
- NA No data available



Horse/Jockey Name	Deer Hunter
Final Rank	2
Fastest Section Time (Section)	0:11.17 (1000m)
Top Speed [km/h] (Section)	66.3 (600m)
Race State	Finished



Townsville QLD Professional

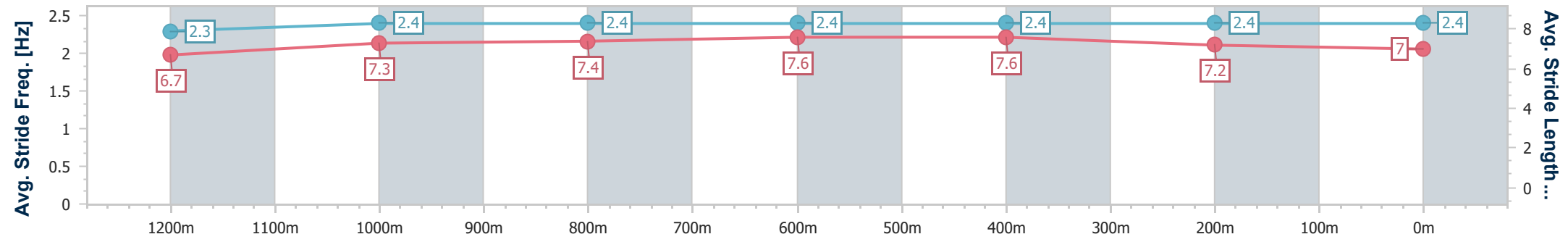
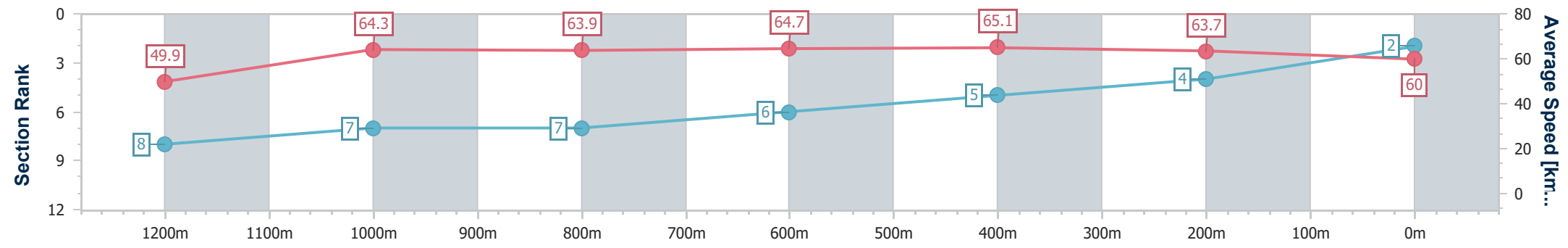
Race 1: LADBROKES YARD COMMENTS Maiden Plate - 1400m

13 June 2024 - 12:22

Track Rating: Good 4, Weather: Fine, Rail Position: +3m 1000m-W/Post; True Remainder



Section	Overall	1200m	1000m	800m	600m	400m	200m
Section Times	1:22.94 [2] (0:14.51)	1:08.43 [8] (0:11.18)	0:57.25 [7] (0:11.17)	0:46.08 [7] (0:11.27)	0:34.81 [6] (0:11.31)	0:23.50 [5] (0:11.49)	0:12.01 [4] (0:12.01)
Average Speed [km/h]	49.9	64.3	63.9	64.7	65.1	63.7	60.0
Top Speed [km/h]	66.1	66.1	65.1	65.7	66.3	64.7	62.6
Avg. Dist. to Rail [m]	10.1	0.8	1.6	2.4	5.1	9.0	7.9
Avg. Stride Freq. [Hz]	2.3	2.4	2.4	2.4	2.4	2.4	2.4
Avg. Stride Length [m]	6.7	7.3	7.4	7.6	7.6	7.2	7.0



- [] Ranking at each section and finish
- .-.- No data available at this section
- NA No data available



Horse/Jockey Name	Datinka
Final Rank	3
Fastest Section Time (Section)	0:11.17 (800m)
Top Speed [km/h] (Section)	65.3 (Overall)
Race State	Finished



Townsville QLD Professional

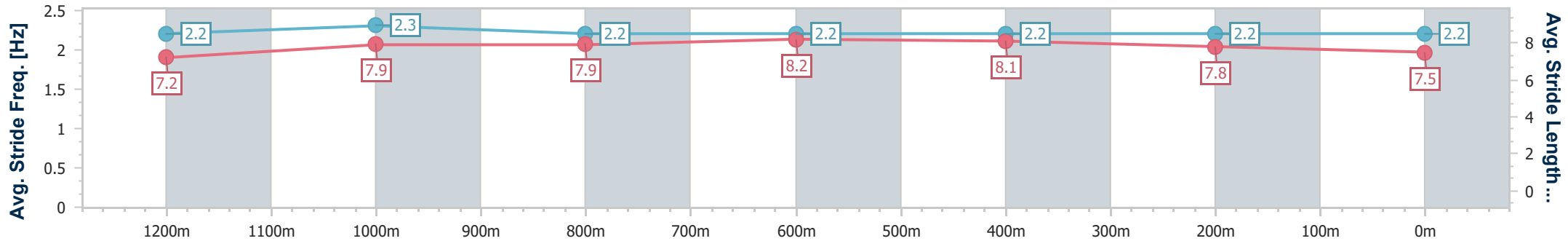
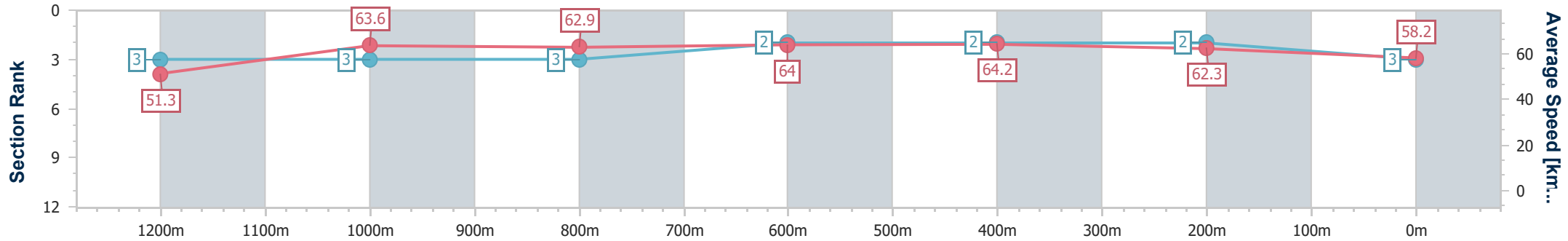
Race 1: LADBROKES YARD COMMENTS Maiden Plate - 1400m

13 June 2024 - 12:22

Track Rating: Good 4, Weather: Fine, Rail Position: +3m 1000m-W/Post; True Remainder



Section	Overall	1200m	1000m	800m	600m	400m	200m
Section Times	1:23.13 [3] (0:14.07)	1:09.06 [3] (0:11.27)	0:57.79 [3] (0:11.23)	0:46.56 [3] (0:11.17)	0:35.39 [2] (0:11.37)	0:24.02 [2] (0:11.64)	0:12.38 [2] (0:12.38)
Average Speed [km/h]	51.3	63.6	62.9	64.0	64.2	62.3	58.2
Top Speed [km/h]	65.3	64.5	64.2	64.7	64.8	63.4	61.7
Avg. Dist. to Rail [m]	3.8	2.7	3.5	1.3	2.4	4.3	4.5
Avg. Stride Freq. [Hz]	2.2	2.3	2.2	2.2	2.2	2.2	2.2
Avg. Stride Length [m]	7.2	7.9	7.9	8.2	8.1	7.8	7.5



- [] Ranking at each section and finish
- .-.- No data available at this section
- NA No data available



Horse/Jockey Name	Pelsaert
Final Rank	4
Fastest Section Time (Section)	0:11.21 (1200m)
Top Speed [km/h] (Section)	66.0 (800m)
Race State	Finished



Townsville QLD Professional

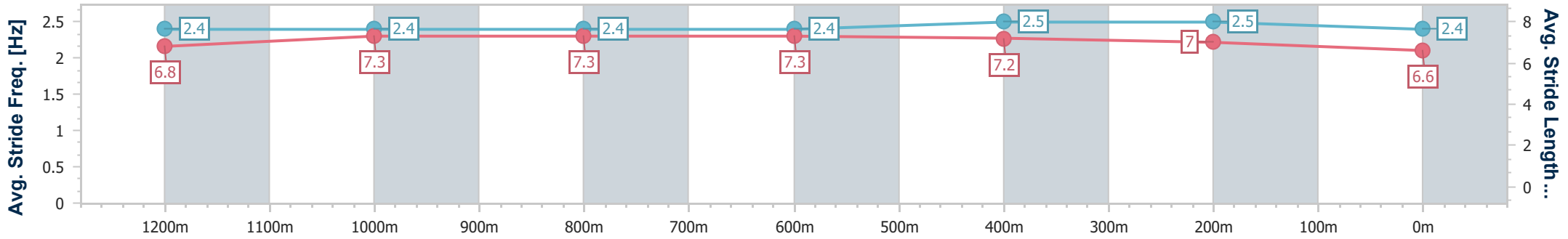
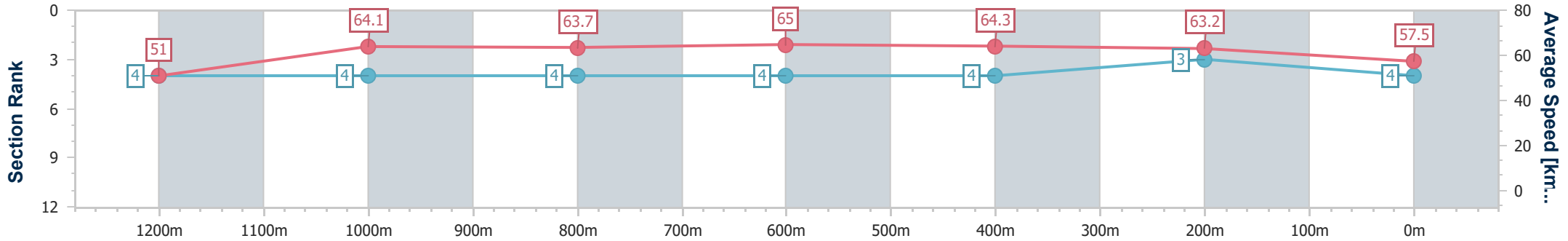
Race 1: LADBROKES YARD COMMENTS Maiden Plate - 1400m

13 June 2024 - 12:22

Track Rating: Good 4, Weather: Fine, Rail Position: +3m 1000m-W/Post; True Remainder



Section	Overall	1200m	1000m	800m	600m	400m	200m
Section Times	1:23.31 [4] (0:14.16)	1:09.15 [4] (0:11.21)	0:57.94 [4] (0:11.24)	0:46.70 [4] (0:11.21)	0:35.49 [4] (0:11.48)	0:24.01 [4] (0:11.47)	0:12.54 [3] (0:12.54)
Average Speed [km/h]	51.0	64.1	63.7	65.0	64.3	63.2	57.5
Top Speed [km/h]	63.8	65.3	64.3	66.0	65.8	64.7	61.2
Avg. Dist. to Rail [m]	9.0	1.1	1.3	2.6	5.0	4.4	5.8
Avg. Stride Freq. [Hz]	2.4	2.4	2.4	2.4	2.5	2.5	2.4
Avg. Stride Length [m]	6.8	7.3	7.3	7.3	7.2	7.0	6.6



- [] Ranking at each section and finish
- .-.- No data available at this section
- NA No data available



Horse/Jockey Name	Wanderlei
Final Rank	5
Fastest Section Time (Section)	0:11.16 (1200m)
Top Speed [km/h] (Section)	67.8 (1200m)
Race State	Finished



Townsville QLD Professional

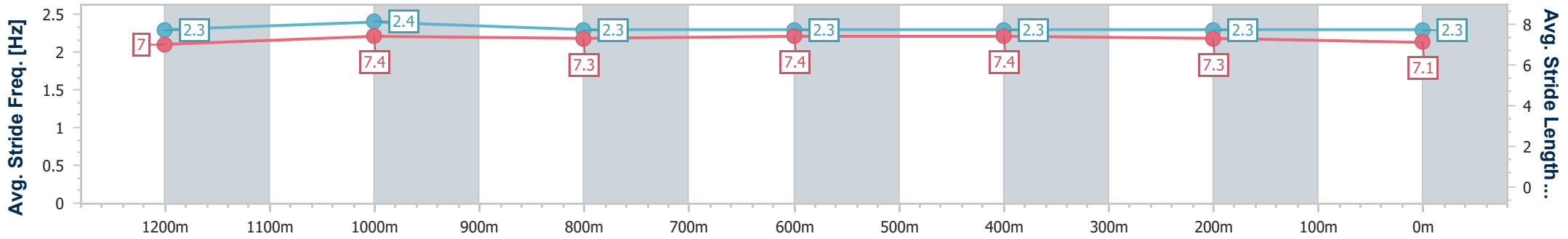
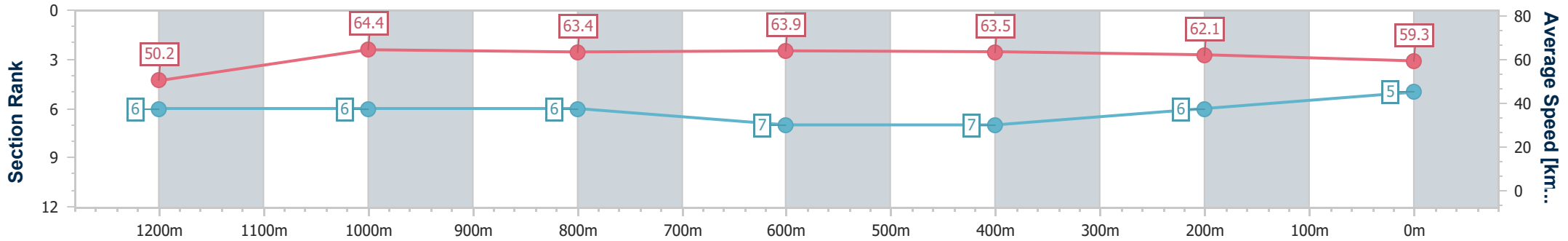
Race 1: LADBROKES YARD COMMENTS Maiden Plate - 1400m

13 June 2024 - 12:22

Track Rating: Good 4, Weather: Fine, Rail Position: +3m 1000m-W/Post; True Remainder



Section	Overall	1200m	1000m	800m	600m	400m	200m
Section Times	1:23.41 [5] (0:14.36)	1:09.05 [6] (0:11.16)	0:57.89 [6] (0:11.31)	0:46.58 [6] (0:11.32)	0:35.26 [7] (0:11.46)	0:23.80 [7] (0:11.66)	0:12.14 [6] (0:12.14)
Average Speed [km/h]	50.2	64.4	63.4	63.9	63.5	62.1	59.3
Top Speed [km/h]	64.0	67.8	64.5	64.9	64.7	62.9	61.7
Avg. Dist. to Rail [m]	2.7	0.9	1.2	1.0	2.1	3.2	3.8
Avg. Stride Freq. [Hz]	2.3	2.4	2.3	2.3	2.3	2.3	2.3
Avg. Stride Length [m]	7.0	7.4	7.3	7.4	7.4	7.3	7.1



- [] Ranking at each section and finish
- .-.- No data available at this section
- NA No data available



Horse/Jockey Name	I'm Famous
Final Rank	6
Fastest Section Time (Section)	0:11.05 (1200m)
Top Speed [km/h] (Section)	65.9 (1200m)
Race State	Finished



Townsville QLD Professional

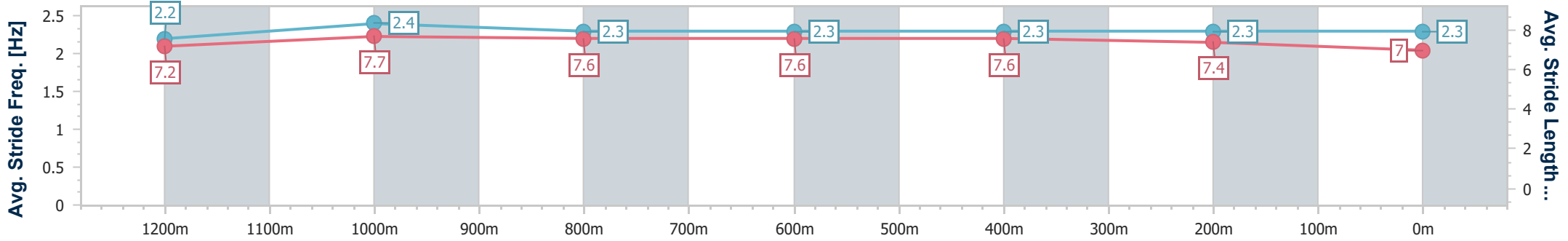
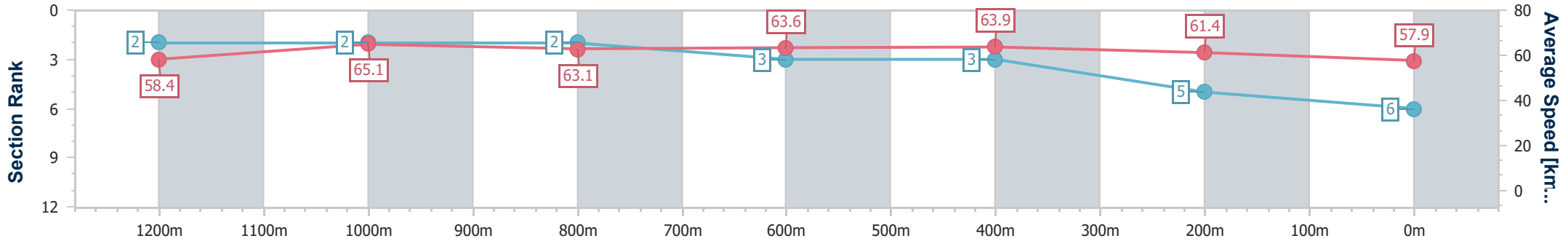
Race 1: LADBROKES YARD COMMENTS Maiden Plate - 1400m

13 June 2024 - 12:22

Track Rating: Good 4, Weather: Fine, Rail Position: +3m 1000m-W/Post; True Remainder



Section	Overall	1200m	1000m	800m	600m	400m	200m							
Section Times	1:23.61 [6] (0:14.03)	1:09.58 [2] (0:11.05)	0:58.53 [2] (0:11.28)	0:47.25 [2] (0:11.41)	0:35.84 [3] (0:11.49)	0:24.35 [3] (0:11.82)	0:12.53 [5] (0:12.53)							
Average Speed [km/h]	58.4	65.1	63.1	63.6	63.9	61.4	57.9							
Top Speed [km/h]	65.1	65.9	65.4	64.8	65.0	64.1	60.8							
Avg. Dist. to Rail [m]	6.8	1.4	2.5	1.9	3.5	3.0	5.2							
Avg. Stride Freq. [Hz]	2.2	2.4	2.3	2.3	2.3	2.3	2.3							
Avg. Stride Length [m]	7.2	7.7	7.6	7.6	7.6	7.4	7.0							



- [] Ranking at each section and finish
- .-.- No data available at this section
- NA No data available



Horse/Jockey Name	Bogan Princess
Final Rank	7
Fastest Section Time (Section)	0:11.15 (1200m)
Top Speed [km/h] (Section)	66.0 (800m)
Race State	Finished



Townsville QLD Professional

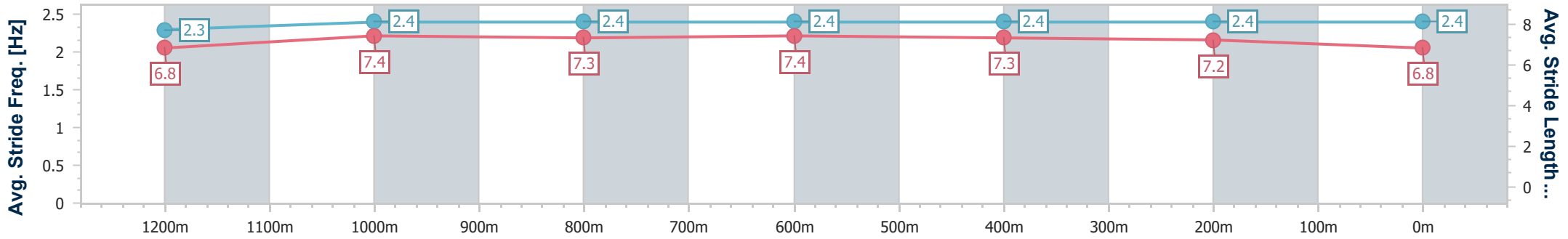
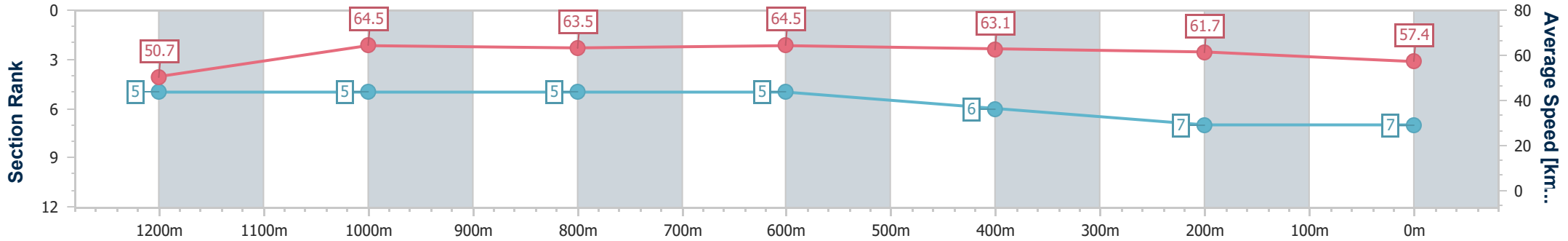
Race 1: LADBROKES YARD COMMENTS Maiden Plate - 1400m

13 June 2024 - 12:22

Track Rating: Good 4, Weather: Fine, Rail Position: +3m 1000m-W/Post; True Remainder



Section	Overall	1200m	1000m	800m	600m	400m	200m
Section Times	1:23.87 [7] (0:14.23)	1:09.64 [5] (0:11.15)	0:58.49 [5] (0:11.26)	0:47.23 [5] (0:11.29)	0:35.94 [5] (0:11.60)	0:24.34 [6] (0:11.78)	0:12.56 [7] (0:12.56)
Average Speed [km/h]	50.7	64.5	63.5	64.5	63.1	61.7	57.4
Top Speed [km/h]	64.9	65.2	64.6	66.0	65.0	63.2	60.5
Avg. Dist. to Rail [m]	6.5	1.0	1.7	2.1	3.6	4.9	6.6
Avg. Stride Freq. [Hz]	2.3	2.4	2.4	2.4	2.4	2.4	2.4
Avg. Stride Length [m]	6.8	7.4	7.3	7.4	7.3	7.2	6.8



- [] Ranking at each section and finish
- .-.- No data available at this section
- NA No data available



Horse/Jockey Name	Zuri Zuri
Final Rank	8
Fastest Section Time (Section)	0:11.15 (1000m)
Top Speed [km/h] (Section)	66.7 (600m)
Race State	Finished



Townsville QLD Professional

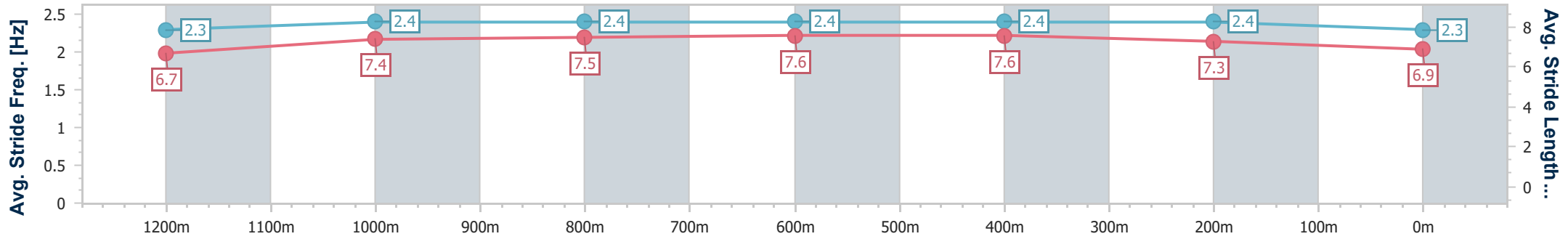
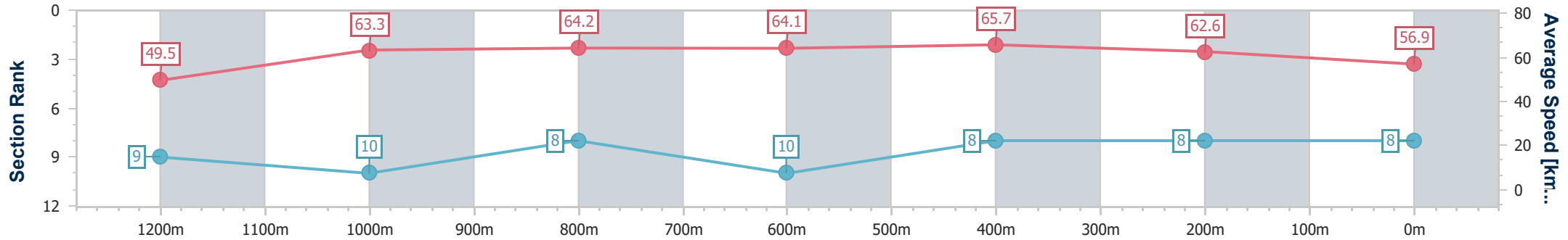
Race 1: LADBROKES YARD COMMENTS Maiden Plate - 1400m

13 June 2024 - 12:22

Track Rating: Good 4, Weather: Fine, Rail Position: +3m 1000m-W/Post; True Remainder



Section	Overall	1200m	1000m	800m	600m	400m	200m
Section Times	1:23.98 [8] (0:14.53)	1:09.45 [9] (0:11.35)	0:58.10 [10] (0:11.15)	0:46.95 [8] (0:11.43)	0:35.52 [10] (0:11.23)	0:24.29 [8] (0:11.63)	0:12.66 [8] (0:12.66)
Average Speed [km/h]	49.5	63.3	64.2	64.1	65.7	62.6	56.9
Top Speed [km/h]	62.2	64.7	66.0	64.9	66.7	64.8	61.0
Avg. Dist. to Rail [m]	3.1	1.1	1.6	3.7	4.9	7.5	8.7
Avg. Stride Freq. [Hz]	2.3	2.4	2.4	2.4	2.4	2.4	2.3
Avg. Stride Length [m]	6.7	7.4	7.5	7.6	7.6	7.3	6.9



- [] Ranking at each section and finish
- .-.- No data available at this section
- NA No data available



Horse/Jockey Name	Twenty Three Wall
Final Rank	9
Fastest Section Time (Section)	0:11.21 (1000m)
Top Speed [km/h] (Section)	65.8 (1000m)
Race State	Finished



Townsville QLD Professional

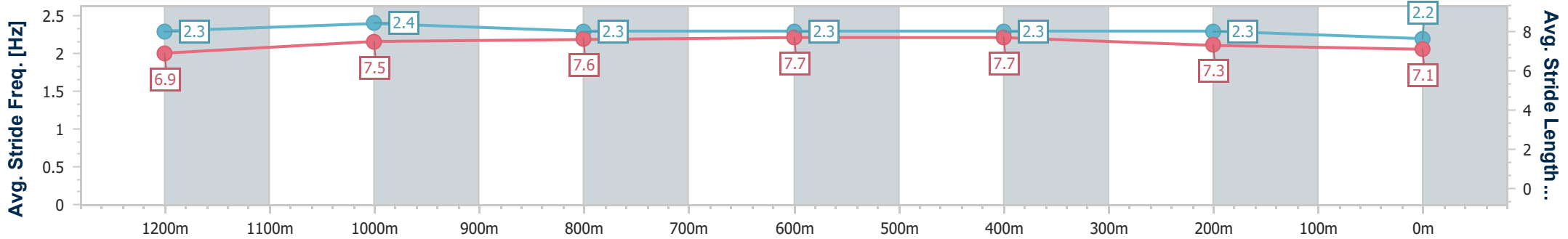
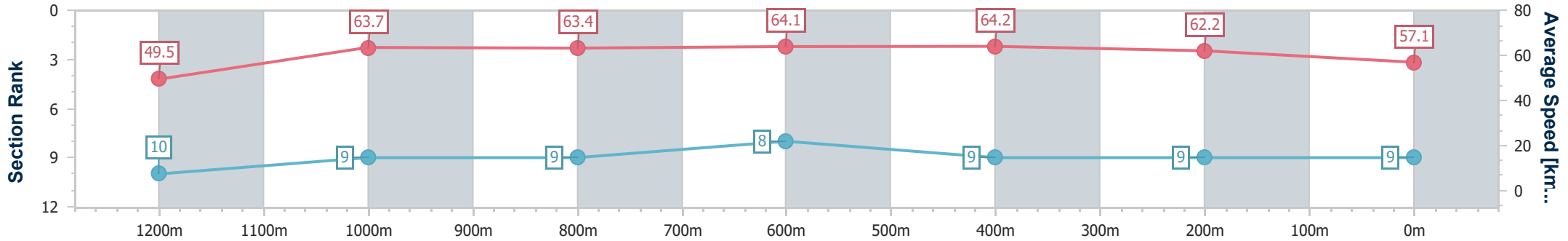
Race 1: LADBROKES YARD COMMENTS Maiden Plate - 1400m

13 June 2024 - 12:22

Track Rating: Good 4, Weather: Fine, Rail Position: +3m 1000m-W/Post; True Remainder



Section	Overall	1200m	1000m	800m	600m	400m	200m
Section Times	1:24.06 [9] (0:14.57)	1:09.49 [10] (0:11.26)	0:58.23 [9] (0:11.21)	0:47.02 [9] (0:11.26)	0:35.76 [8] (0:11.43)	0:24.33 [9] (0:11.71)	0:12.62 [9] (0:12.62)
Average Speed [km/h]	49.5	63.7	63.4	64.1	64.2	62.2	57.1
Top Speed [km/h]	63.7	64.9	65.8	65.8	65.4	64.4	60.2
Avg. Dist. to Rail [m]	2.0	1.3	2.6	1.0	3.8	5.9	7.3
Avg. Stride Freq. [Hz]	2.3	2.4	2.3	2.3	2.3	2.3	2.2
Avg. Stride Length [m]	6.9	7.5	7.6	7.7	7.7	7.3	7.1



- [] Ranking at each section and finish
- .-.- No data available at this section
- NA No data available



Horse/Jockey Name	Electric Hashmal
Final Rank	10
Fastest Section Time (Section)	0:11.28 (1200m)
Top Speed [km/h] (Section)	65.5 (1000m)
Race State	Finished



Townsville QLD Professional

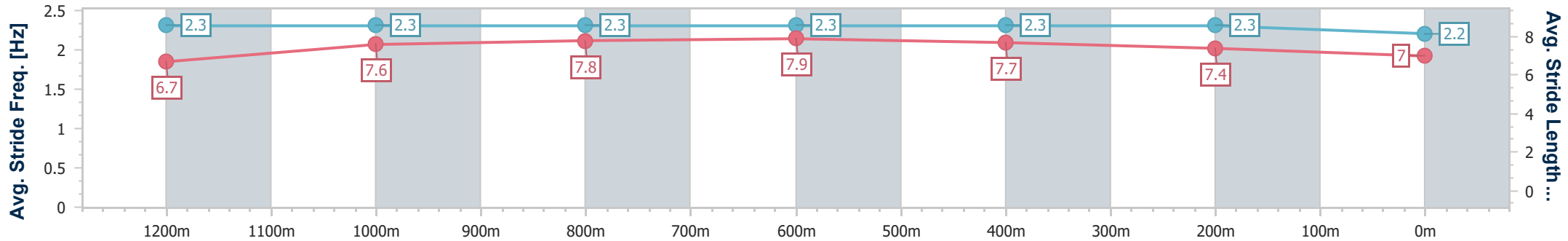
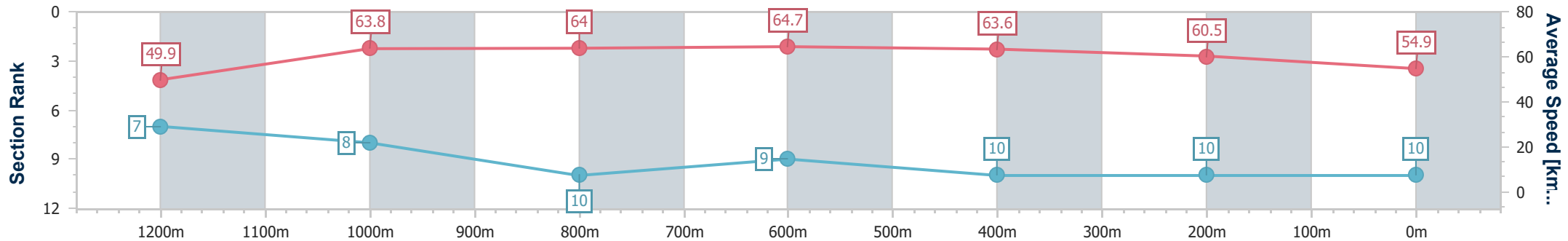
Race 1: LADBROKES YARD COMMENTS Maiden Plate - 1400m

13 June 2024 - 12:22

Track Rating: Good 4, Weather: Fine, Rail Position: +3m 1000m-W/Post; True Remainder



Section	Overall	1200m	1000m	800m	600m	400m	200m
Section Times	1:25.10 [10] (0:14.46)	1:10.64 [7] (0:11.28)	0:59.36 [8] (0:11.30)	0:48.06 [10] (0:11.34)	0:36.72 [9] (0:11.58)	0:25.14 [10] (0:12.02)	0:13.12 [10] (0:13.12)
Average Speed [km/h]	49.9	63.8	64.0	64.7	63.6	60.5	54.9
Top Speed [km/h]	63.7	64.3	65.5	65.5	65.1	62.8	58.1
Avg. Dist. to Rail [m]	9.6	1.7	1.2	3.6	4.8	5.3	5.6
Avg. Stride Freq. [Hz]	2.3	2.3	2.3	2.3	2.3	2.3	2.2
Avg. Stride Length [m]	6.7	7.6	7.8	7.9	7.7	7.4	7.0



- [] Ranking at each section and finish
- .-.- No data available at this section
- NA No data available



Townsville QLD Professional
Race 2: GREAT NORTHERN QTIS Two-Year-Old & Three-Year-Old
Maiden Handicap - 1000m
13 June 2024 - 12:57



Track Rating: Good 4, Weather: Fine, Rail Position: +3m 1000m-W/Post; True Remainder

Section		Overall						800m		600m		400m		200m		Last 600m	
Field Times		0:57.00						0:44.21		0:34.21		0:23.35		0:11.78		0:34.21	
		(0:12.79)						(0:10.00)		(0:10.86)		(0:11.57)		(0:11.78)			
Rank	TAB	Horse/Jockey	Barrier	Top Speed [km/h]	Fastest Section									Margin			Distance Travelled [m]
1	9	ROTH 'N' BUBBLE	6	72.4	0:10.19	0:57.00 [1]	0:44.02 [6]	0:33.83 [6]	0:23.01 [5]	0:11.78 [1]	0:57.00	0:33.83					
		Carl Spry		800m	800m	(0:12.98)	(0:10.19)	(0:10.82)	(0:11.23)	(0:11.78)							
2	3	SUPER FREEZE	3	72.0	0:10.04	0:57.53 [2]	0:44.65 [4]	0:34.61 [3]	0:23.73 [2]	0:12.17 [3]	3.16L	0:34.61	+2				
		Adrian Layt		800m	800m	(0:12.88)	(0:10.04)	(0:10.88)	(0:11.56)	(0:12.17)							
3	6	STEP TO SUCCESS	11	71.6	0:10.28	0:57.61 [3]	0:44.74 [3]	0:34.46 [5]	0:23.50 [6]	0:12.03 [5]	3.6L	0:34.46	+3				
		Justin Stanley		800m	800m	(0:12.87)	(0:10.28)	(0:10.96)	(0:11.47)	(0:12.03)							
4	10	MAGIC INTENT	2	72.4	0:09.89	0:57.67 [4]	0:44.77 [5]	0:34.88 [1]	0:24.02 [1]	0:12.43 [2]	3.94L	0:34.88	-4				
		Nathan Thomas		800m	800m	(0:12.90)	(0:09.89)	(0:10.86)	(0:11.59)	(0:12.43)							
5	7	CARE TAKER	4	70.6	0:10.20	0:57.67 [5]	0:44.33 [11]	0:34.13 [9]	0:23.43 [7]	0:11.93 [7]	3.99L	0:34.13	-3				
		Jackson Murphy		800m	800m	(0:13.34)	(0:10.20)	(0:10.70)	(0:11.50)	(0:11.93)							
6	13	SHIHO	5	70.6	0:10.13	0:58.24 [6]	0:45.38 [2]	0:35.25 [4]	0:24.34 [4]	0:12.65 [6]	7.32L	0:35.25	+0				
		Chelsea Jokic		600m	800m	(0:12.86)	(0:10.13)	(0:10.91)	(0:11.69)	(0:12.65)							
7	12	WHENHARRY METELSIE	1	70.6	0:10.09	0:58.41 [7]	0:45.23 [7]	0:35.14 [7]	0:23.99 [8]	0:12.29 [8]	8.33L	0:35.14	-3				
		Adam Spinks		800m	800m	(0:13.18)	(0:10.09)	(0:11.15)	(0:11.70)	(0:12.29)							
8	4	HEEZA HUBSESSION	9	71.3	0:10.03	0:58.51 [8]	0:45.72 [1]	0:35.69 [2]	0:24.66 [3]	0:12.94 [4]	8.88L	0:35.69	+5				
		Graham Kliese		800m	800m	(0:12.79)	(0:10.03)	(0:11.03)	(0:11.72)	(0:12.94)							
9	8	CRIMSON ECHO	10	70.9	0:10.38	0:58.80 [9]	0:45.56 [8]	0:35.18 [11]	0:23.69 [11]	0:11.97 [10]	10.62L	0:35.18	+5				
		Denicious Smith		800m	800m	(0:13.24)	(0:10.38)	(0:11.49)	(0:11.72)	(0:11.97)							
10	5	HEROIC NIC	7	71.6	0:10.16	0:58.83 [10]	0:45.51 [10]	0:35.35 [8]	0:24.31 [9]	0:12.16 [9]	10.78L	0:35.35	+0				
		Lacey Morrison		800m	800m	(0:13.32)	(0:10.16)	(0:11.04)	(0:12.15)	(0:12.16)							

Scratched: Jungle Juice (#2), Come On Let's Kiss (#11)

[] Ranking at each section and finish
 -:-:- No data available at this section
 NA No data available

SCN Saddle cloth number
 DNF Did not finish
 DNT Did not track



Townsville QLD Professional
Race 2: GREAT NORTHERN QTIS Two-Year-Old & Three-Year-Old
Maiden Handicap - 1000m
13 June 2024 - 12:57



Track Rating: Good 4, Weather: Fine, Rail Position: +3m 1000m-W/Post; True Remainder

Section	Overall	800m	600m	400m	200m	Last 600m
Field Times	0:57.00 (0:12.79)	0:44.21 (0:10.00)	0:34.21 (0:10.86)	0:23.35 (0:11.57)	0:11.78 (0:11.78)	0:34.21

Rank	TAB	Horse/Jockey	Barrier	Top Speed [km/h]	Fastest Section	Margin	Distance Travelled [m]
11	1	FEARGACH	8	70.2	0:10.31	40.02L	+2
		Nathan Day		800m	800m		

Scratched: Jungle Juice (#2), Come On Let's Kiss (#11)



Horse/Jockey Name	Roth 'N' Bubble
Final Rank	1
Fastest Section Time (Section)	0:10.19 (800m)
Top Speed [km/h] (Section)	72.4 (800m)
Race State	Finished



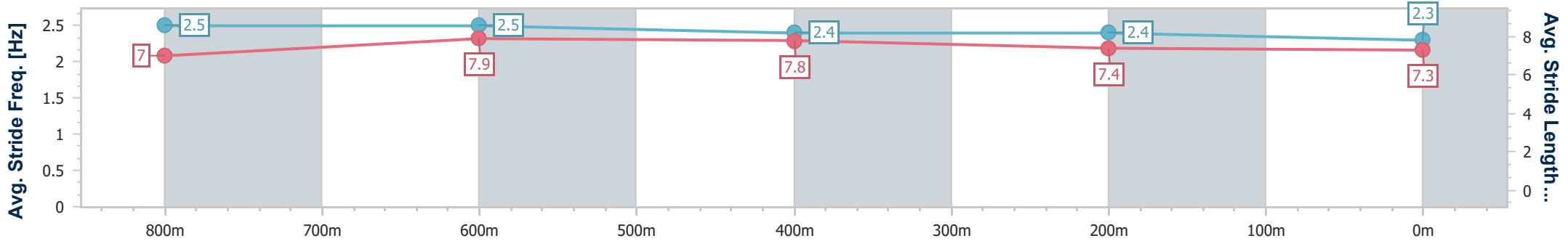
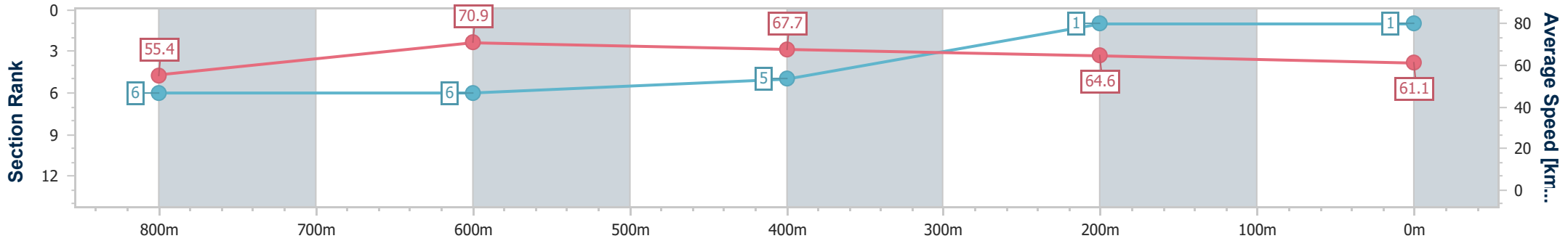
Townsville QLD Professional
Race 2: GREAT NORTHERN QTIS Two-Year-Old & Three-Year-Old Maiden Handicap - 1000m

13 June 2024 - 12:57

Track Rating: Good 4, Weather: Fine, Rail Position: +3m 1000m-W/Post; True Remainder



Section	Overall	800m	600m	400m	200m
Section Times	0:57.00 [1] (0:12.98)	0:44.02 [6] (0:10.19)	0:33.83 [6] (0:10.82)	0:23.01 [5] (0:11.23)	0:11.78 [1] (0:11.78)
Average Speed [km/h]	55.4	70.9	67.7	64.6	61.1
Top Speed [km/h]	72.0	72.4	69.8	67.1	64.0
Avg. Dist. to Rail [m]	8.1	5.4	3.8	4.1	4.1
Avg. Stride Freq. [Hz]	2.5	2.5	2.4	2.4	2.3
Avg. Stride Length [m]	7.0	7.9	7.8	7.4	7.3



- [] Ranking at each section and finish
- .-.- No data available at this section
- NA No data available



Horse/Jockey Name	Super Freeze
Final Rank	2
Fastest Section Time (Section)	0:10.04 (800m)
Top Speed [km/h] (Section)	72.0 (800m)
Race State	Finished



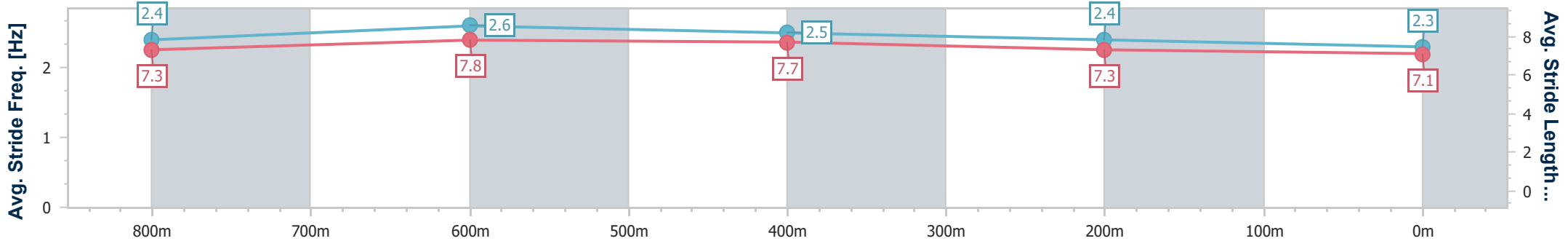
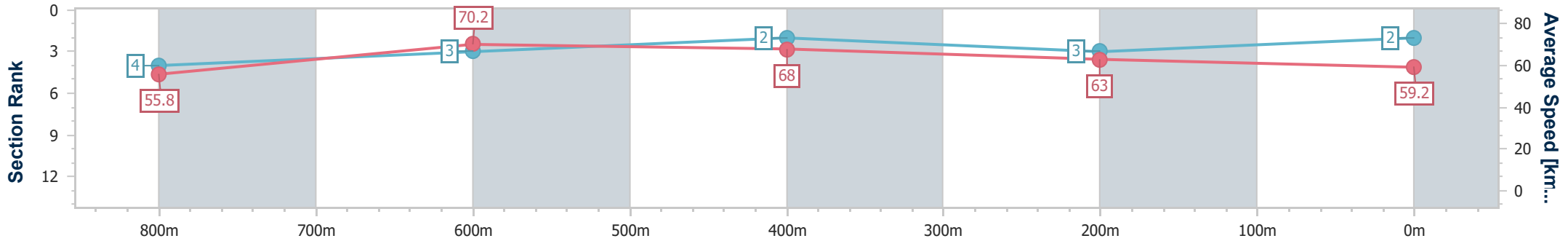
Townsville QLD Professional
Race 2: GREAT NORTHERN QTIS Two-Year-Old & Three-Year-Old Maiden Handicap - 1000m

13 June 2024 - 12:57

Track Rating: Good 4, Weather: Fine, Rail Position: +3m 1000m-W/Post; True Remainder



Section	Overall	800m	600m	400m	200m
Section Times	0:57.53 [2] (0:12.88)	0:44.65 [4] (0:10.04)	0:34.61 [3] (0:10.88)	0:23.73 [2] (0:11.56)	0:12.17 [3] (0:12.17)
Average Speed [km/h]	55.8	70.2	68.0	63.0	59.2
Top Speed [km/h]	71.6	72.0	71.1	65.2	61.3
Avg. Dist. to Rail [m]	5.2	3.9	5.8	7.4	7.4
Avg. Stride Freq. [Hz]	2.4	2.6	2.5	2.4	2.3
Avg. Stride Length [m]	7.3	7.8	7.7	7.3	7.1



- [] Ranking at each section and finish
- .-.- No data available at this section
- NA No data available



Horse/Jockey Name	Step To Success
Final Rank	3
Fastest Section Time (Section)	0:10.28 (800m)
Top Speed [km/h] (Section)	71.6 (800m)
Race State	Finished



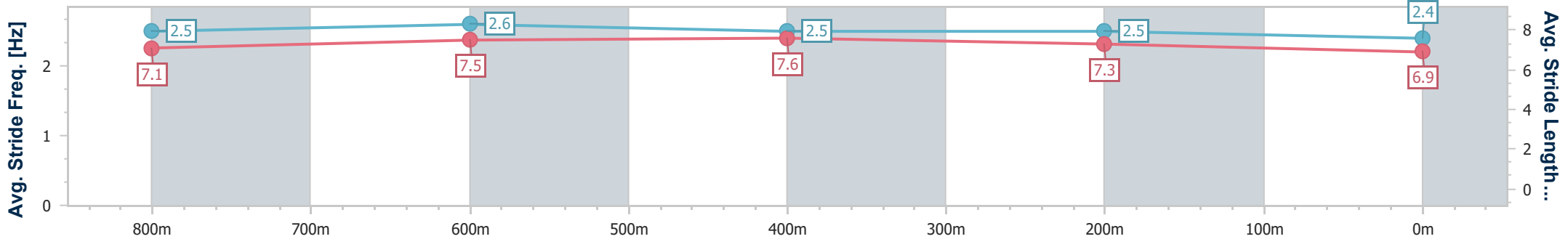
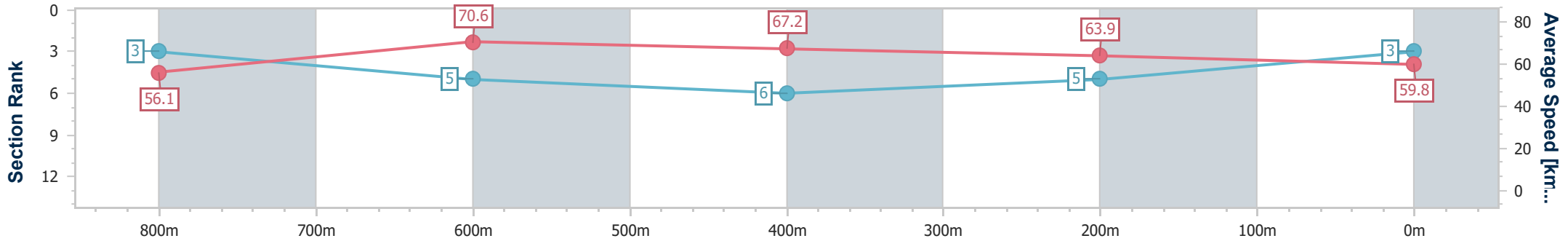
Townsville QLD Professional
Race 2: GREAT NORTHERN QTIS Two-Year-Old & Three-Year-Old Maiden Handicap - 1000m

13 June 2024 - 12:57

Track Rating: Good 4, Weather: Fine, Rail Position: +3m 1000m-W/Post; True Remainder



Section	Overall	800m	600m	400m	200m
Section Times	0:57.61 [3] (0:12.87)	0:44.74 [3] (0:10.28)	0:34.46 [5] (0:10.96)	0:23.50 [6] (0:11.47)	0:12.03 [5] (0:12.03)
Average Speed [km/h]	56.1	70.6	67.2	63.9	59.8
Top Speed [km/h]	71.3	71.6	70.4	65.6	62.8
Avg. Dist. to Rail [m]	13.1	6.2	4.7	9.1	9.2
Avg. Stride Freq. [Hz]	2.5	2.6	2.5	2.5	2.4
Avg. Stride Length [m]	7.1	7.5	7.6	7.3	6.9



- [] Ranking at each section and finish
- .-.- No data available at this section
- NA No data available



Horse/Jockey Name	Magic Intent
Final Rank	4
Fastest Section Time (Section)	0:09.89 (800m)
Top Speed [km/h] (Section)	72.4 (800m)
Race State	Finished



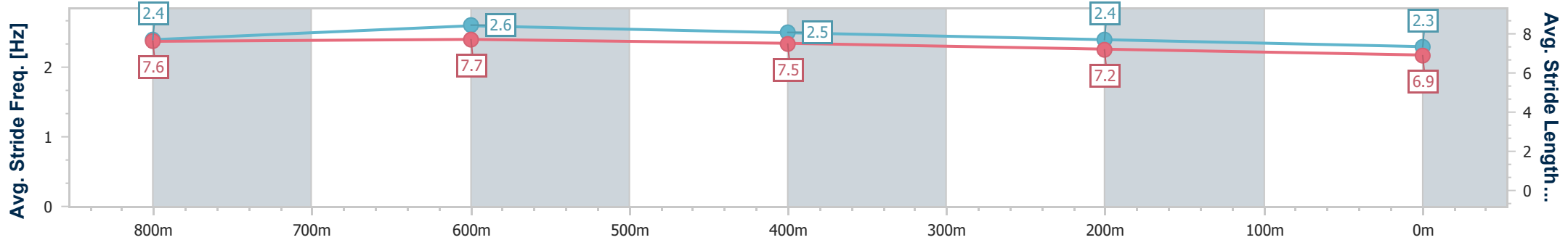
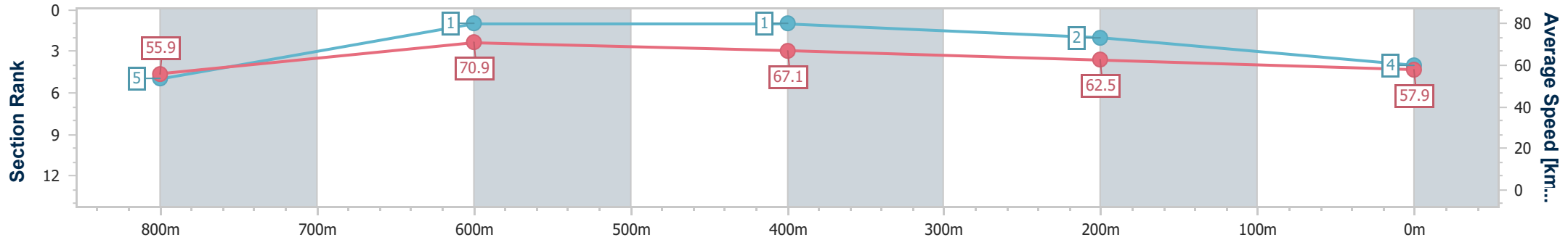
Townsville QLD Professional
Race 2: GREAT NORTHERN QTIS Two-Year-Old & Three-Year-Old Maiden Handicap - 1000m

13 June 2024 - 12:57

Track Rating: Good 4, Weather: Fine, Rail Position: +3m 1000m-W/Post; True Remainder



Section	Overall	800m	600m	400m	200m
Section Times	0:57.67 [4] (0:12.90)	0:44.77 [5] (0:09.89)	0:34.88 [1] (0:10.86)	0:24.02 [1] (0:11.59)	0:12.43 [2] (0:12.43)
Average Speed [km/h]	55.9	70.9	67.1	62.5	57.9
Top Speed [km/h]	70.6	72.4	69.8	65.1	62.0
Avg. Dist. to Rail [m]	3.1	1.9	2.2	3.2	2.5
Avg. Stride Freq. [Hz]	2.4	2.6	2.5	2.4	2.3
Avg. Stride Length [m]	7.6	7.7	7.5	7.2	6.9



- [] Ranking at each section and finish
- .-.- No data available at this section
- NA No data available



Horse/Jockey Name	Care Taker
Final Rank	5
Fastest Section Time (Section)	0:10.20 (800m)
Top Speed [km/h] (Section)	70.6 (800m)
Race State	Finished



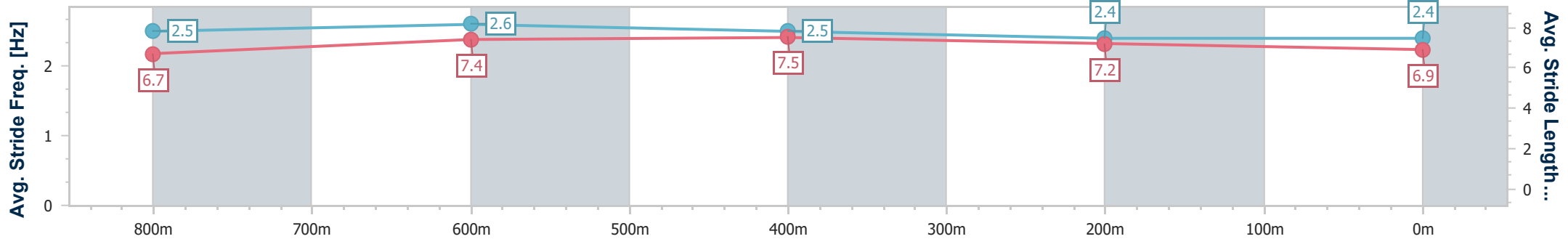
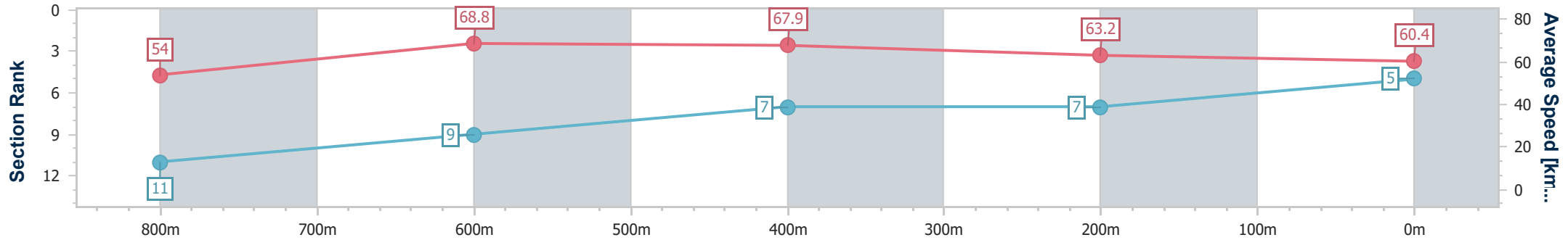
Townsville QLD Professional
Race 2: GREAT NORTHERN QTIS Two-Year-Old & Three-Year-Old Maiden Handicap - 1000m

13 June 2024 - 12:57

Track Rating: Good 4, Weather: Fine, Rail Position: +3m 1000m-W/Post; True Remainder



Section	Overall	800m	600m	400m	200m
Section Times	0:57.67 [5] (0:13.34)	0:44.33 [11] (0:10.20)	0:34.13 [9] (0:10.70)	0:23.43 [7] (0:11.50)	0:11.93 [7] (0:11.93)
Average Speed [km/h]	54.0	68.8	67.9	63.2	60.4
Top Speed [km/h]	70.2	70.6	70.3	65.0	62.6
Avg. Dist. to Rail [m]	6.2	2.4	1.9	7.2	11.4
Avg. Stride Freq. [Hz]	2.5	2.6	2.5	2.4	2.4
Avg. Stride Length [m]	6.7	7.4	7.5	7.2	6.9



- [] Ranking at each section and finish
- .-.- No data available at this section
- NA No data available



Horse/Jockey Name	Shiho
Final Rank	6
Fastest Section Time (Section)	0:10.13 (800m)
Top Speed [km/h] (Section)	70.6 (600m)
Race State	Finished



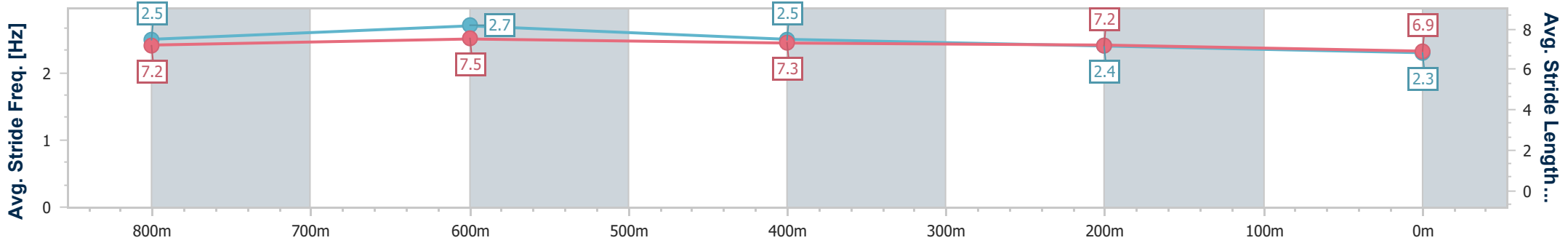
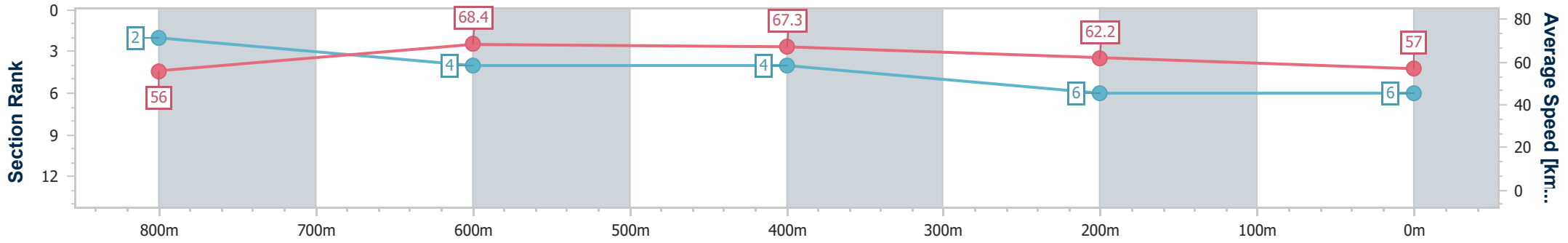
Townsville QLD Professional
 Race 2: GREAT NORTHERN QTIS Two-Year-Old & Three-Year-Old Maiden Handicap - 1000m

13 June 2024 - 12:57

Track Rating: Good 4, Weather: Fine, Rail Position: +3m 1000m-W/Post; True Remainder



Section	Overall	800m	600m	400m	200m
Section Times	0:58.24 [6] (0:12.86)	0:45.38 [2] (0:10.13)	0:35.25 [4] (0:10.91)	0:24.34 [4] (0:11.69)	0:12.65 [6] (0:12.65)
Average Speed [km/h]	56.0	68.4	67.3	62.2	57.0
Top Speed [km/h]	70.2	70.6	70.6	64.2	60.0
Avg. Dist. to Rail [m]	5.9	3.8	3.8	6.3	6.6
Avg. Stride Freq. [Hz]	2.5	2.7	2.5	2.4	2.3
Avg. Stride Length [m]	7.2	7.5	7.3	7.2	6.9



- [] Ranking at each section and finish
- .-.- No data available at this section
- NA No data available



Horse/Jockey Name	Whenharry Metelsie
Final Rank	7
Fastest Section Time (Section)	0:10.09 (800m)
Top Speed [km/h] (Section)	70.6 (800m)
Race State	Finished



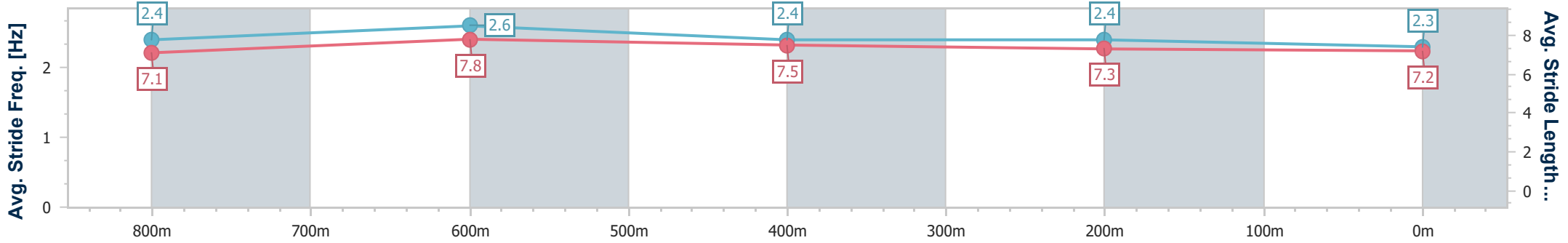
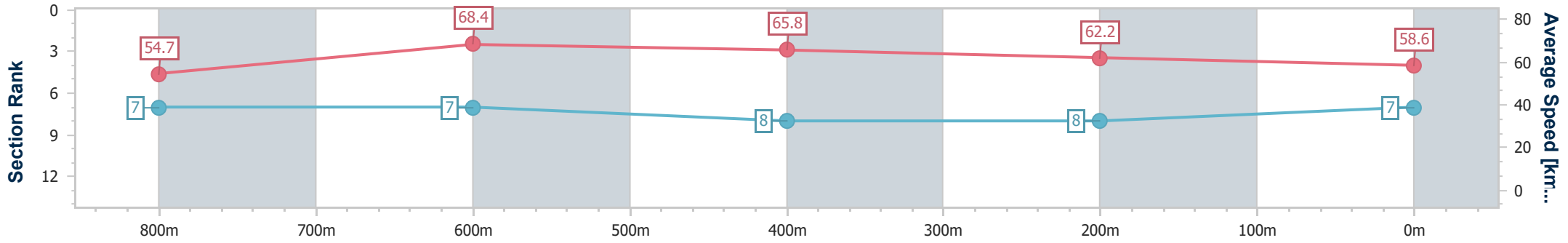
Townsville QLD Professional
Race 2: GREAT NORTHERN QTIS Two-Year-Old & Three-Year-Old Maiden Handicap - 1000m

13 June 2024 - 12:57

Track Rating: Good 4, Weather: Fine, Rail Position: +3m 1000m-W/Post; True Remainder



Section	Overall	800m	600m	400m	200m
Section Times	0:58.41 [7] (0:13.18)	0:45.23 [7] (0:10.09)	0:35.14 [7] (0:11.15)	0:23.99 [8] (0:11.70)	0:12.29 [8] (0:12.29)
Average Speed [km/h]	54.7	68.4	65.8	62.2	58.6
Top Speed [km/h]	70.2	70.6	68.4	64.7	60.5
Avg. Dist. to Rail [m]	2.0	0.9	3.7	5.8	5.5
Avg. Stride Freq. [Hz]	2.4	2.6	2.4	2.4	2.3
Avg. Stride Length [m]	7.1	7.8	7.5	7.3	7.2



- [] Ranking at each section and finish
- .-.- No data available at this section
- NA No data available



Horse/Jockey Name	Heeza Hubsession
Final Rank	8
Fastest Section Time (Section)	0:10.03 (800m)
Top Speed [km/h] (Section)	71.3 (800m)
Race State	Finished



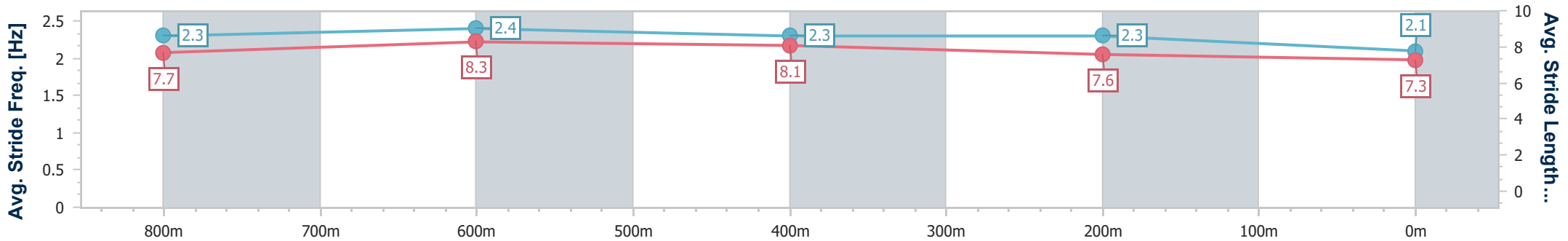
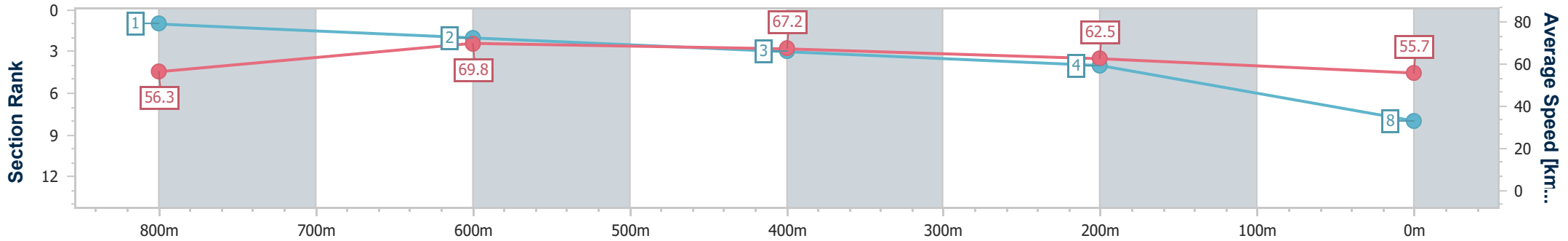
Townsville QLD Professional
Race 2: GREAT NORTHERN QTIS Two-Year-Old & Three-Year-Old Maiden Handicap - 1000m

13 June 2024 - 12:57

Track Rating: Good 4, Weather: Fine, Rail Position: +3m 1000m-W/Post; True Remainder



Section	Overall	800m	600m	400m	200m
Section Times	0:58.51 [8] (0:12.79)	0:45.72 [1] (0:10.03)	0:35.69 [2] (0:11.03)	0:24.66 [3] (0:11.72)	0:12.94 [4] (0:12.94)
Average Speed [km/h]	56.3	69.8	67.2	62.5	55.7
Top Speed [km/h]	70.9	71.3	70.5	65.0	60.2
Avg. Dist. to Rail [m]	9.6	5.7	6.4	8.6	8.7
Avg. Stride Freq. [Hz]	2.3	2.4	2.3	2.3	2.1
Avg. Stride Length [m]	7.7	8.3	8.1	7.6	7.3



- [] Ranking at each section and finish
- .-.- No data available at this section
- NA No data available



Horse/Jockey Name	Crimson Echo
Final Rank	9
Fastest Section Time (Section)	0:10.38 (800m)
Top Speed [km/h] (Section)	70.9 (800m)
Race State	Finished



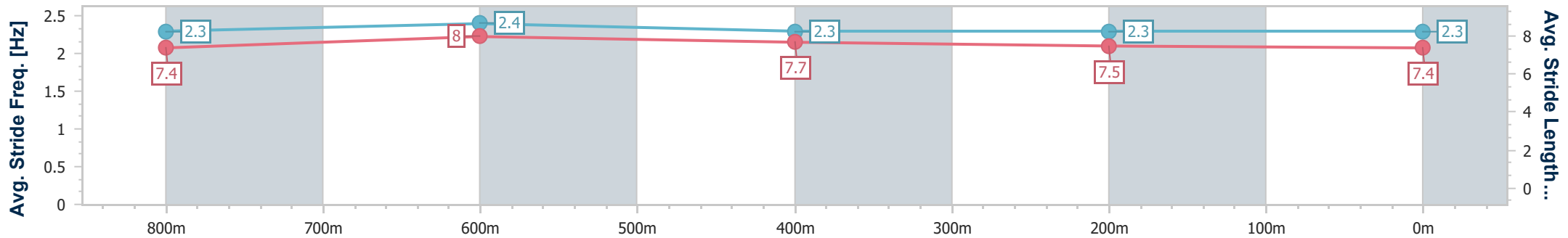
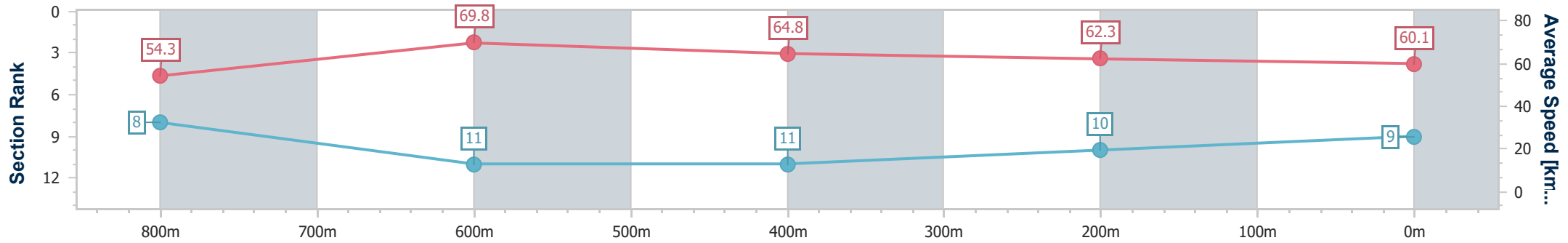
Townsville QLD Professional
Race 2: GREAT NORTHERN QTIS Two-Year-Old & Three-Year-Old Maiden Handicap - 1000m

13 June 2024 - 12:57

Track Rating: Good 4, Weather: Fine, Rail Position: +3m 1000m-W/Post; True Remainder



Section	Overall	800m	600m	400m	200m
Section Times	0:58.80 [9] (0:13.24)	0:45.56 [8] (0:10.38)	0:35.18 [11] (0:11.49)	0:23.69 [11] (0:11.72)	0:11.97 [10] (0:11.97)
Average Speed [km/h]	54.3	69.8	64.8	62.3	60.1
Top Speed [km/h]	69.8	70.9	69.0	63.3	62.3
Avg. Dist. to Rail [m]	11.3	5.8	6.8	7.4	5.8
Avg. Stride Freq. [Hz]	2.3	2.4	2.3	2.3	2.3
Avg. Stride Length [m]	7.4	8.0	7.7	7.5	7.4



- [] Ranking at each section and finish
- .-.- No data available at this section
- NA No data available



Horse/Jockey Name	Heroic Nic
Final Rank	10
Fastest Section Time (Section)	0:10.16 (800m)
Top Speed [km/h] (Section)	71.6 (800m)
Race State	Finished



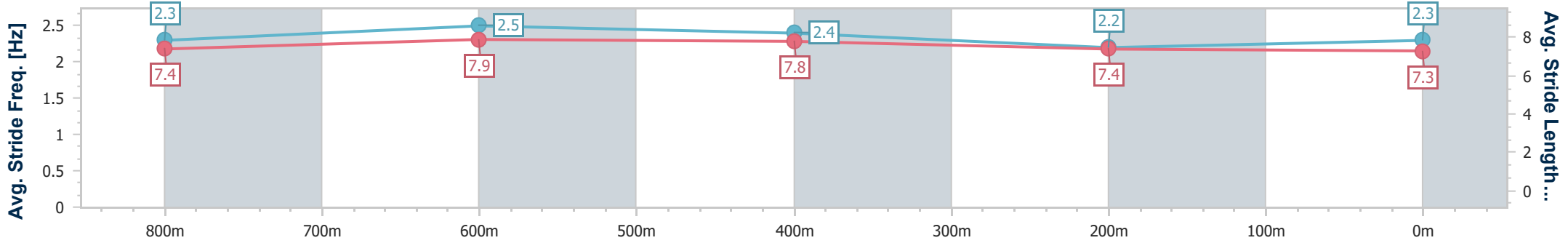
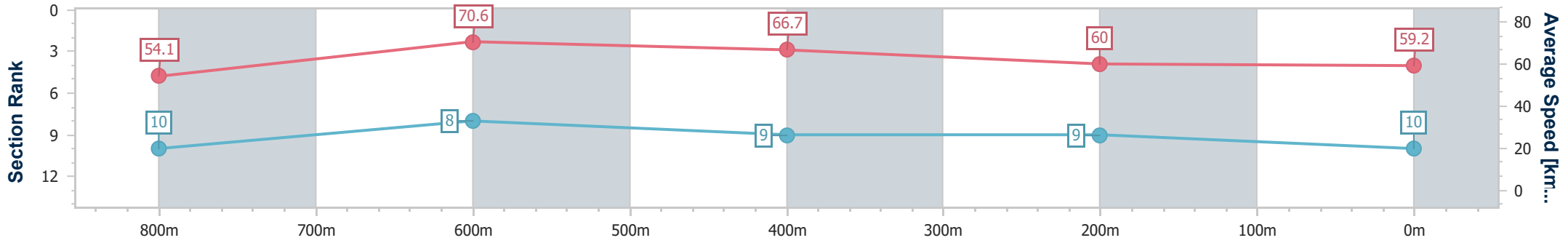
Townsville QLD Professional
Race 2: GREAT NORTHERN QTIS Two-Year-Old & Three-Year-Old Maiden Handicap - 1000m

13 June 2024 - 12:57

Track Rating: Good 4, Weather: Fine, Rail Position: +3m 1000m-W/Post; True Remainder



Section	Overall	800m	600m	400m	200m
Section Times	0:58.83 [10] (0:13.32)	0:45.51 [10] (0:10.16)	0:35.35 [8] (0:11.04)	0:24.31 [9] (0:12.15)	0:12.16 [9] (0:12.16)
Average Speed [km/h]	54.1	70.6	66.7	60.0	59.2
Top Speed [km/h]	71.3	71.6	70.7	62.1	60.9
Avg. Dist. to Rail [m]	7.9	2.7	4.6	5.3	4.7
Avg. Stride Freq. [Hz]	2.3	2.5	2.4	2.2	2.3
Avg. Stride Length [m]	7.4	7.9	7.8	7.4	7.3



- [] Ranking at each section and finish
- .-.- No data available at this section
- NA No data available



Horse/Jockey Name	Feargach
Final Rank	11
Fastest Section Time (Section)	0:10.31 (800m)
Top Speed [km/h] (Section)	70.2 (800m)
Race State	Finished



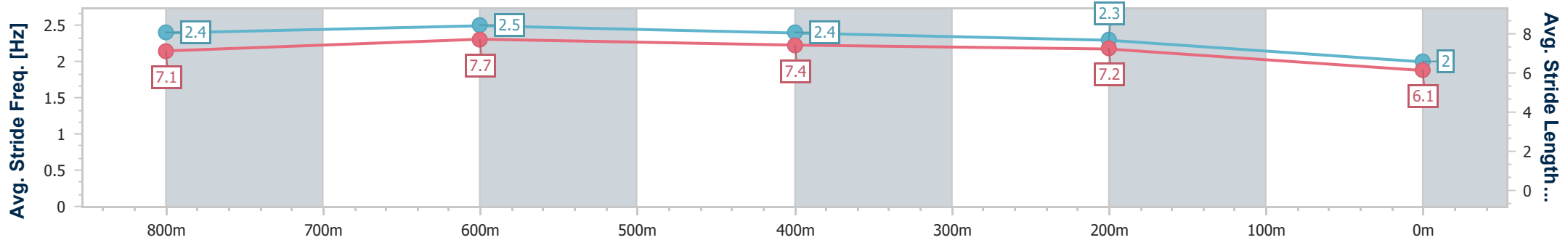
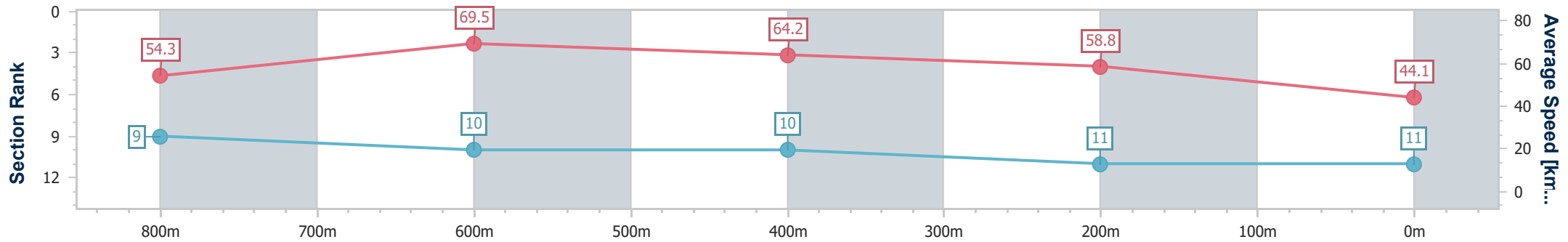
Townsville QLD Professional
Race 2: GREAT NORTHERN QTIS Two-Year-Old & Three-Year-Old Maiden Handicap - 1000m

13 June 2024 - 12:57

Track Rating: Good 4, Weather: Fine, Rail Position: +3m 1000m-W/Post; True Remainder



Section	Overall	800m	600m	400m	200m
Section Times	1:03.80 [11] (0:13.26)	0:50.54 [9] (0:10.31)	0:40.23 [10] (0:11.50)	0:28.73 [10] (0:12.37)	0:16.36 [11] (0:16.36)
Average Speed [km/h]	54.3	69.5	64.2	58.8	44.1
Top Speed [km/h]	69.8	70.2	69.3	62.3	53.9
Avg. Dist. to Rail [m]	9.9	4.5	5.3	5.1	7.9
Avg. Stride Freq. [Hz]	2.4	2.5	2.4	2.3	2.0
Avg. Stride Length [m]	7.1	7.7	7.4	7.2	6.1



- [] Ranking at each section and finish
- .-.- No data available at this section
- NA No data available



Townsville QLD Professional

Race 3: GORDON'S PINK QTIS Three-Year-Old Handicap - 1200m

13 June 2024 - 13:34



Track Rating: Good 4, Weather: Fine, Rail Position: +3m 1000m-W/Post; True Remainder

Section		Overall	1000m	800m	600m	400m	200m	Last 600m				
Field Times		1:11.29 (0:14.31)	0:56.98 (0:11.05)	0:45.93 (0:11.37)	0:34.56 (0:11.48)	0:23.08 (0:11.32)	0:11.76 (0:11.76)	0:34.56				
Rank	TAB Horse/Jockey	Barrier	Top Speed [km/h]	Fastest Section	Overall	1000m	800m	600m	400m	200m	Margin	Distance Travelled [m]
1	1 BRINGYATICKET Ashley Butler	5	66.7 1000m	0:10.95 1000m	1:11.29 [1] (0:14.88)	0:56.41 [8] (0:10.95)	0:45.46 [7] (0:11.30)	0:34.16 [7] (0:11.40)	0:22.76 [7] (0:11.21)	0:11.55 [6] (0:11.55)	1:11.29	0:34.16
2	10 WHITE AREDELLE Melea Castle	7	66.6 Overall	0:11.05 1000m	1:11.37 [2] (0:14.31)	0:57.06 [1] (0:11.05)	0:46.01 [2] (0:11.40)	0:34.61 [2] (0:11.48)	0:23.13 [2] (0:11.33)	0:11.80 [2] (0:11.80)	0.48L	0:34.61 +3
3	5 WIN AND TONIC Lacey Morrison	6	65.3 400m	0:11.02 1000m	1:11.38 [3] (0:14.34)	0:57.04 [2] (0:11.02)	0:46.02 [1] (0:11.37)	0:34.65 [1] (0:11.48)	0:23.17 [1] (0:11.32)	0:11.85 [1] (0:11.85)	0.56L	0:34.65 -4
4	4 CRAICARO Adrian Layt	2	66.2 Overall	0:10.97 1000m	1:11.55 [4] (0:14.76)	0:56.79 [6] (0:10.97)	0:45.82 [6] (0:11.25)	0:34.57 [4] (0:11.36)	0:23.21 [3] (0:11.32)	0:11.89 [3] (0:11.89)	1.53L	0:34.57 +0
5	6 RELIABLE WITNESS Jackson Murphy	1	66.0 600m	0:11.02 1000m	1:11.61 [5] (0:14.54)	0:57.07 [3] (0:11.02)	0:46.05 [3] (0:11.49)	0:34.56 [6] (0:11.43)	0:23.13 [6] (0:11.22)	0:11.91 [4] (0:11.91)	1.92L	0:34.56 -1
6	3 READY TO PARDON Denicious Smith	3	66.5 1000m	0:11.05 1000m	1:11.73 [6] (0:14.67)	0:57.06 [5] (0:11.05)	0:46.01 [5] (0:11.32)	0:34.69 [5] (0:11.37)	0:23.32 [5] (0:11.33)	0:11.99 [5] (0:11.99)	2.59L	0:34.69 +3
7	8 PURPOSE 'N' VISION Jason Taylor	4	66.7 800m	0:11.13 1000m	1:11.77 [7] (0:14.98)	0:56.79 [9] (0:11.13)	0:45.66 [9] (0:11.26)	0:34.40 [9] (0:11.35)	0:23.05 [9] (0:11.29)	0:11.76 [8] (0:11.76)	2.84L	0:34.40 +0
8	7 JAZZ WORTHY Adam Spinks	10	65.9 1000m	0:11.14 1000m	1:12.00 [8] (0:14.55)	0:57.45 [4] (0:11.14)	0:46.31 [4] (0:11.27)	0:35.04 [3] (0:11.43)	0:23.61 [4] (0:11.37)	0:12.24 [7] (0:12.24)	4.17L	0:35.04 +7
9	2 BEAU RAIN Nathan Thomas	8	67.2 1000m	0:11.11 1000m	1:12.25 [9] (0:14.80)	0:57.45 [7] (0:11.11)	0:46.34 [8] (0:11.35)	0:34.99 [8] (0:11.44)	0:23.55 [8] (0:11.50)	0:12.05 [9] (0:12.05)	5.64L	0:34.99 +8
10	9 SPONTANEOUS CHOICE Chelsea Jokic	9	67.2 1000m	0:11.04 1000m	1:12.56 [10] (0:15.12)	0:57.44 [10] (0:11.04)	0:46.40 [10] (0:11.33)	0:35.07 [10] (0:11.49)	0:23.58 [10] (0:11.32)	0:12.26 [10] (0:12.26)	7.47L	0:35.07 +4

[] Ranking at each section and finish
 -:-:- No data available at this section
 NA No data available

SCN Saddle cloth number
 DNF Did not finish
 DNT Did not track



Horse/Jockey Name	Bringyaticket
Final Rank	1
Fastest Section Time (Section)	0:10.95 (1000m)
Top Speed [km/h] (Section)	66.7 (1000m)
Race State	Finished



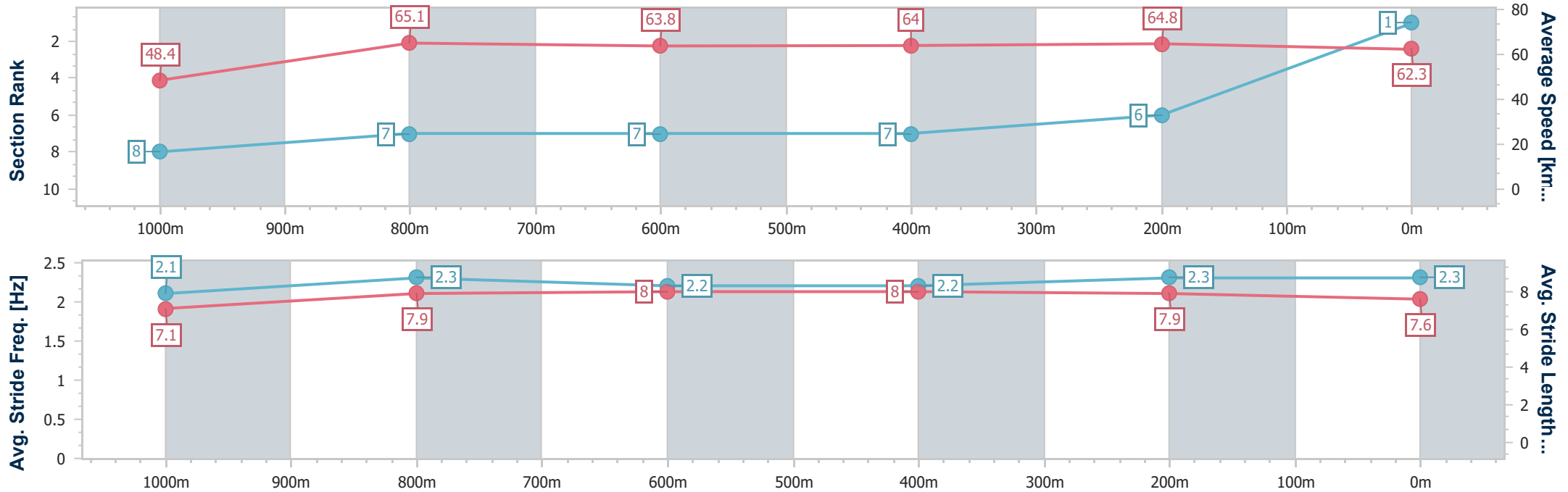
Townsville QLD Professional
Race 3: GORDON'S PINK QTIS Three-Year-Old Handicap - 1200m

13 June 2024 - 13:34

Track Rating: Good 4, Weather: Fine, Rail Position: +3m 1000m-W/Post; True Remainder



Section	Overall	1000m	800m	600m	400m	200m
Section Times	1:11.29 [1] (0:14.88)	0:56.41 [8] (0:10.95)	0:45.46 [7] (0:11.30)	0:34.16 [7] (0:11.40)	0:22.76 [7] (0:11.21)	0:11.55 [6] (0:11.55)
Average Speed [km/h]	48.4	65.1	63.8	64.0	64.8	62.3
Top Speed [km/h]	65.8	66.7	64.8	64.8	65.2	64.4
Avg. Dist. to Rail [m]	5.5	1.8	0.3	2.8	5.0	6.8
Avg. Stride Freq. [Hz]	2.1	2.3	2.2	2.2	2.3	2.3
Avg. Stride Length [m]	7.1	7.9	8.0	8.0	7.9	7.6



- [] Ranking at each section and finish
- .-.- No data available at this section
- NA No data available



Horse/Jockey Name	White Arendelle
Final Rank	2
Fastest Section Time (Section)	0:11.05 (1000m)
Top Speed [km/h] (Section)	66.6 (Overall)
Race State	Finished



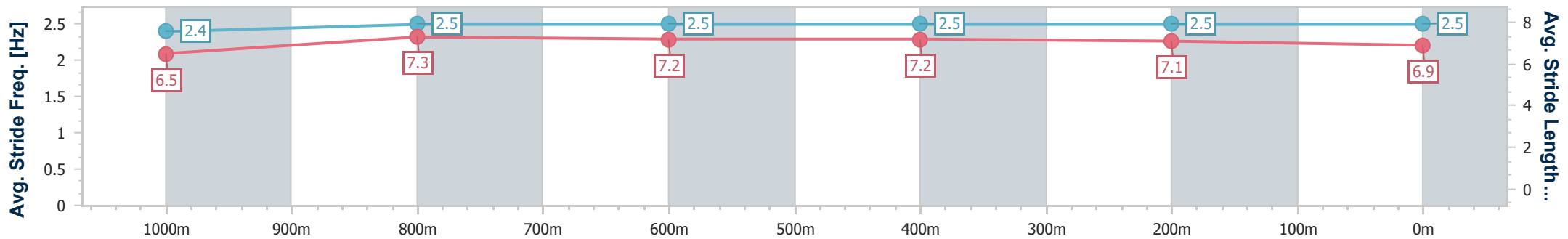
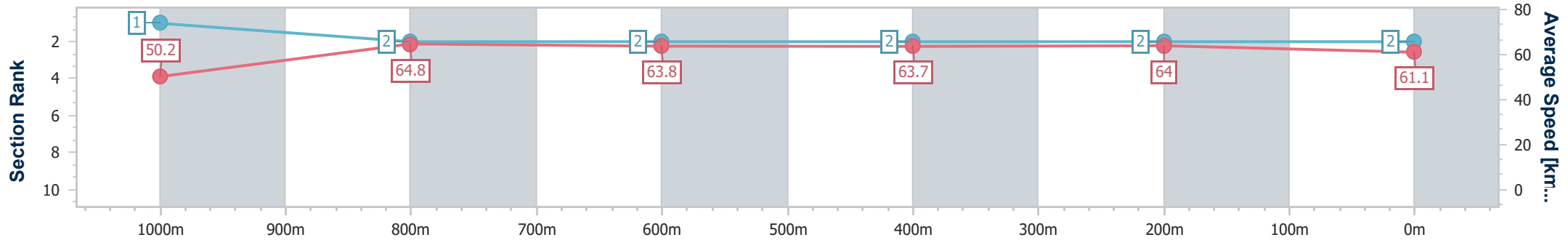
Townsville QLD Professional
Race 3: GORDON'S PINK QTIS Three-Year-Old Handicap - 1200m

13 June 2024 - 13:34

Track Rating: Good 4, Weather: Fine, Rail Position: +3m 1000m-W/Post; True Remainder



Section	Overall	1000m	800m	600m	400m	200m
Section Times	1:11.37 [2] (0:14.31)	0:57.06 [1] (0:11.05)	0:46.01 [2] (0:11.40)	0:34.61 [2] (0:11.48)	0:23.13 [2] (0:11.33)	0:11.80 [2] (0:11.80)
Average Speed [km/h]	50.2	64.8	63.8	63.7	64.0	61.1
Top Speed [km/h]	66.6	65.7	64.3	64.7	65.0	64.0
Avg. Dist. to Rail [m]	5.5	1.5	1.9	3.4	4.4	5.3
Avg. Stride Freq. [Hz]	2.4	2.5	2.5	2.5	2.5	2.5
Avg. Stride Length [m]	6.5	7.3	7.2	7.2	7.1	6.9



- [] Ranking at each section and finish
- .-.- No data available at this section
- NA No data available



Horse/Jockey Name	Win And Tonic
Final Rank	3
Fastest Section Time (Section)	0:11.02 (1000m)
Top Speed [km/h] (Section)	65.3 (400m)
Race State	Finished



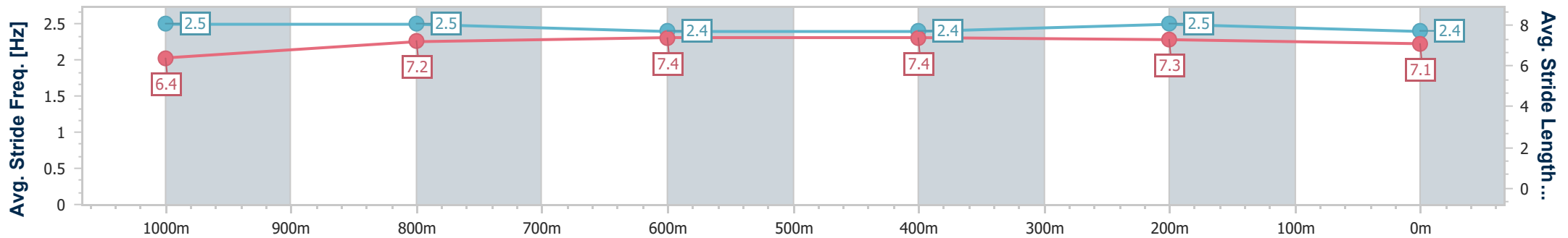
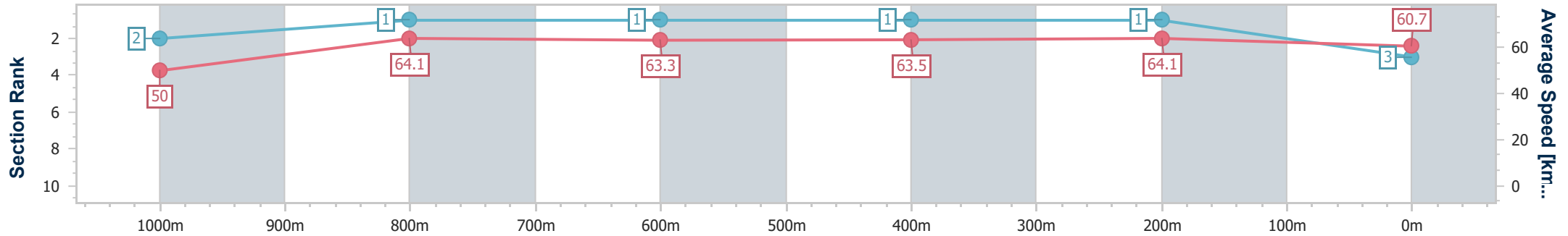
Townsville QLD Professional
Race 3: GORDON'S PINK QTIS Three-Year-Old Handicap - 1200m

13 June 2024 - 13:34

Track Rating: Good 4, Weather: Fine, Rail Position: +3m 1000m-W/Post; True Remainder



Section	Overall	1000m	800m	600m	400m	200m
Section Times	1:11.38 [3] (0:14.34)	0:57.04 [2] (0:11.02)	0:46.02 [1] (0:11.37)	0:34.65 [1] (0:11.48)	0:23.17 [1] (0:11.32)	0:11.85 [1] (0:11.85)
Average Speed [km/h]	50.0	64.1	63.3	63.5	64.1	60.7
Top Speed [km/h]	64.4	65.0	64.7	65.3	65.3	63.2
Avg. Dist. to Rail [m]	4.7	3.9	0.8	2.4	3.7	3.3
Avg. Stride Freq. [Hz]	2.5	2.5	2.4	2.4	2.5	2.4
Avg. Stride Length [m]	6.4	7.2	7.4	7.4	7.3	7.1



- [] Ranking at each section and finish
- .-.- No data available at this section
- NA No data available



Horse/Jockey Name	Craicaro
Final Rank	4
Fastest Section Time (Section)	0:10.97 (1000m)
Top Speed [km/h] (Section)	66.2 (Overall)
Race State	Finished



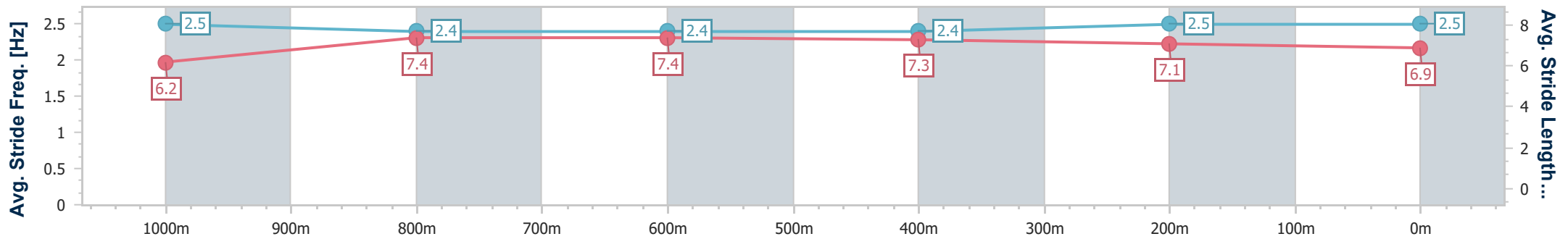
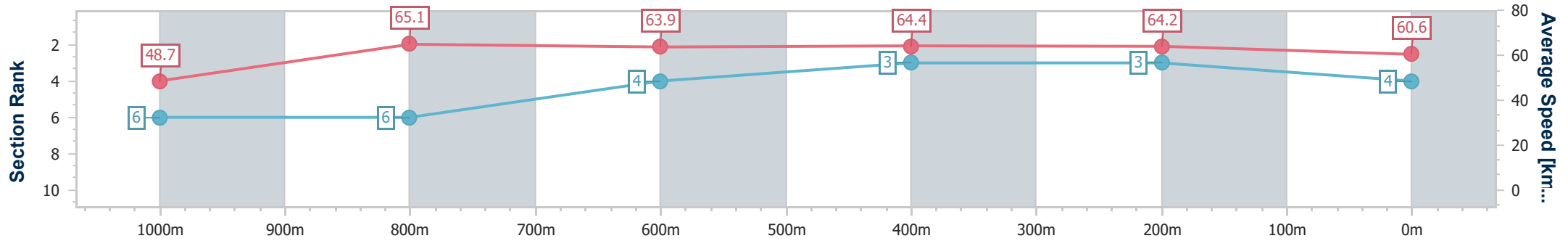
Townsville QLD Professional
Race 3: GORDON'S PINK QTIS Three-Year-Old Handicap - 1200m

13 June 2024 - 13:34

Track Rating: Good 4, Weather: Fine, Rail Position: +3m 1000m-W/Post; True Remainder



Section	Overall	1000m	800m	600m	400m	200m
Section Times	1:11.55 [4] (0:14.76)	0:56.79 [6] (0:10.97)	0:45.82 [6] (0:11.25)	0:34.57 [4] (0:11.36)	0:23.21 [3] (0:11.32)	0:11.89 [3] (0:11.89)
Average Speed [km/h]	48.7	65.1	63.9	64.4	64.2	60.6
Top Speed [km/h]	66.2	66.1	65.8	65.4	64.8	62.6
Avg. Dist. to Rail [m]	4.1	1.7	0.4	3.1	5.1	7.0
Avg. Stride Freq. [Hz]	2.5	2.4	2.4	2.4	2.5	2.5
Avg. Stride Length [m]	6.2	7.4	7.4	7.3	7.1	6.9



- [] Ranking at each section and finish
- .-.- No data available at this section
- NA No data available



Horse/Jockey Name	Reliable Witness
Final Rank	5
Fastest Section Time (Section)	0:11.02 (1000m)
Top Speed [km/h] (Section)	66.0 (600m)
Race State	Finished



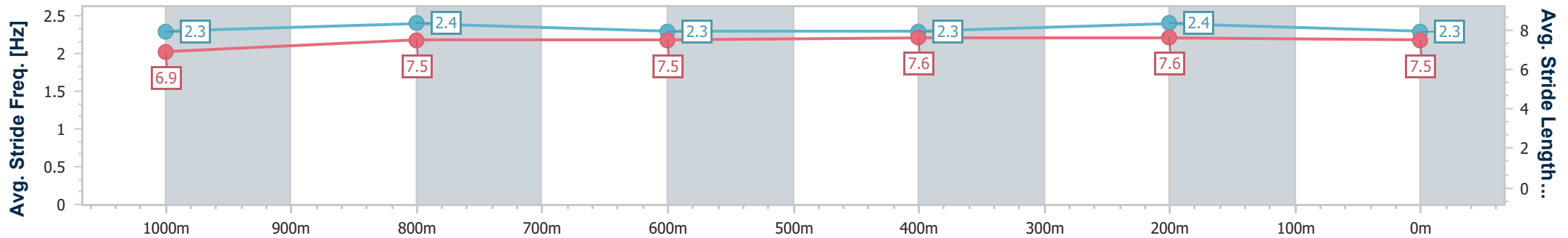
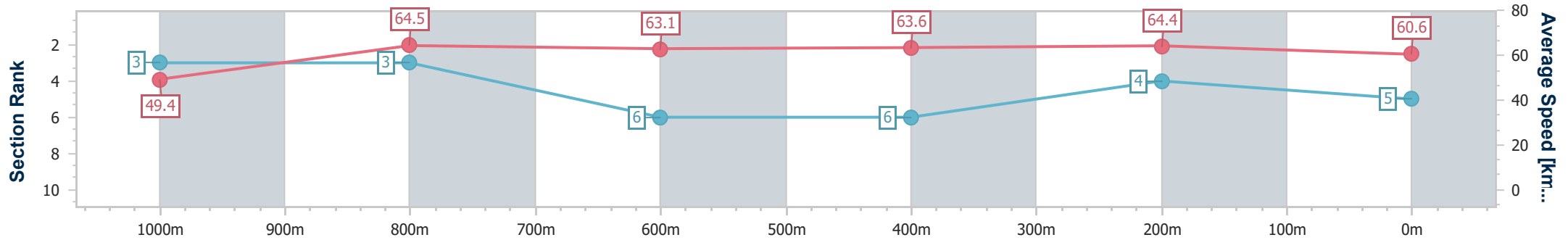
Townsville QLD Professional
Race 3: GORDON'S PINK QTIS Three-Year-Old Handicap - 1200m

13 June 2024 - 13:34

Track Rating: Good 4, Weather: Fine, Rail Position: +3m 1000m-W/Post; True Remainder



Section	Overall	1000m	800m	600m	400m	200m
Section Times	1:11.61 [5] (0:14.54)	0:57.07 [3] (0:11.02)	0:46.05 [3] (0:11.49)	0:34.56 [6] (0:11.43)	0:23.13 [6] (0:11.22)	0:11.91 [4] (0:11.91)
Average Speed [km/h]	49.4	64.5	63.1	63.6	64.4	60.6
Top Speed [km/h]	65.2	65.4	64.2	66.0	65.5	63.6
Avg. Dist. to Rail [m]	3.4	2.5	1.2	2.3	3.1	3.9
Avg. Stride Freq. [Hz]	2.3	2.4	2.3	2.3	2.4	2.3
Avg. Stride Length [m]	6.9	7.5	7.5	7.6	7.6	7.5



- [] Ranking at each section and finish
- .-.- No data available at this section
- NA No data available



Horse/Jockey Name	Ready To Pardon
Final Rank	6
Fastest Section Time (Section)	0:11.05 (1000m)
Top Speed [km/h] (Section)	66.5 (1000m)
Race State	Finished



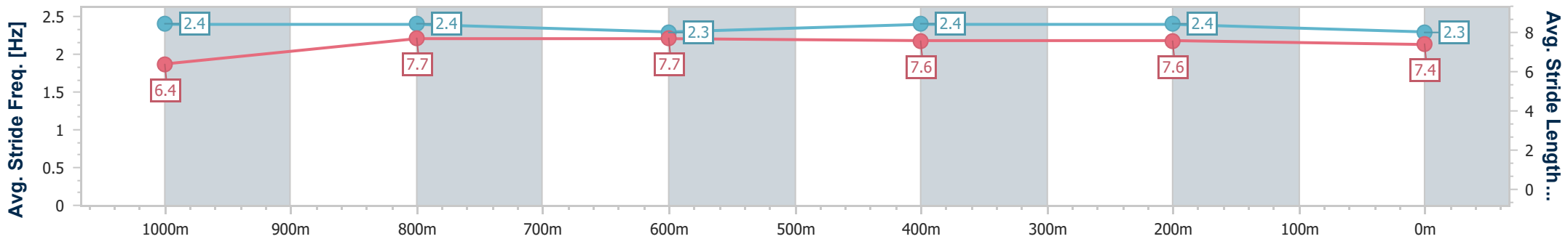
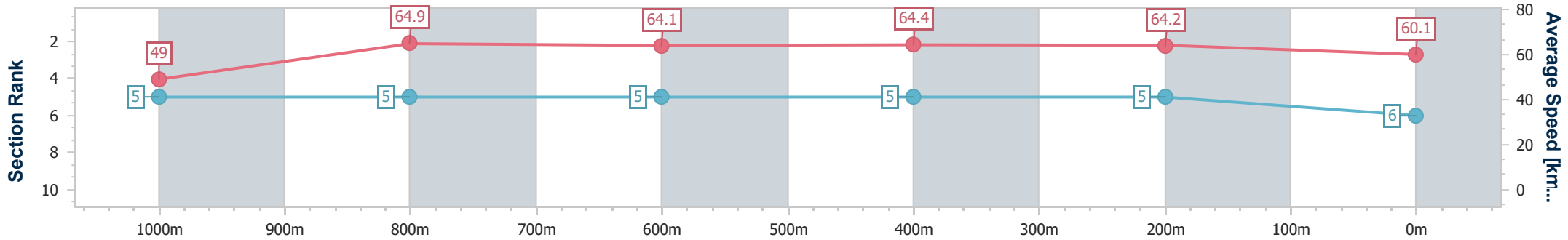
Townsville QLD Professional
Race 3: GORDON'S PINK QTIS Three-Year-Old Handicap - 1200m

13 June 2024 - 13:34

Track Rating: Good 4, Weather: Fine, Rail Position: +3m 1000m-W/Post; True Remainder



Section	Overall	1000m	800m	600m	400m	200m								
Section Times	1:11.73 [6] (0:14.67)	0:57.06 [5] (0:11.05)	0:46.01 [5] (0:11.32)	0:34.69 [5] (0:11.37)	0:23.32 [5] (0:11.33)	0:11.99 [5] (0:11.99)								
Average Speed [km/h]	49.0	64.9	64.1	64.4	64.2	60.1								
Top Speed [km/h]	65.9	66.5	65.3	65.3	65.4	63.3								
Avg. Dist. to Rail [m]	3.9	1.0	1.6	3.7	6.0	8.6								
Avg. Stride Freq. [Hz]	2.4	2.4	2.3	2.4	2.4	2.3								
Avg. Stride Length [m]	6.4	7.7	7.7	7.6	7.6	7.4								



- [] Ranking at each section and finish
- .-.- No data available at this section
- NA No data available



Horse/Jockey Name	Purpose 'N' Vision
Final Rank	7
Fastest Section Time (Section)	0:11.13 (1000m)
Top Speed [km/h] (Section)	66.7 (800m)
Race State	Finished



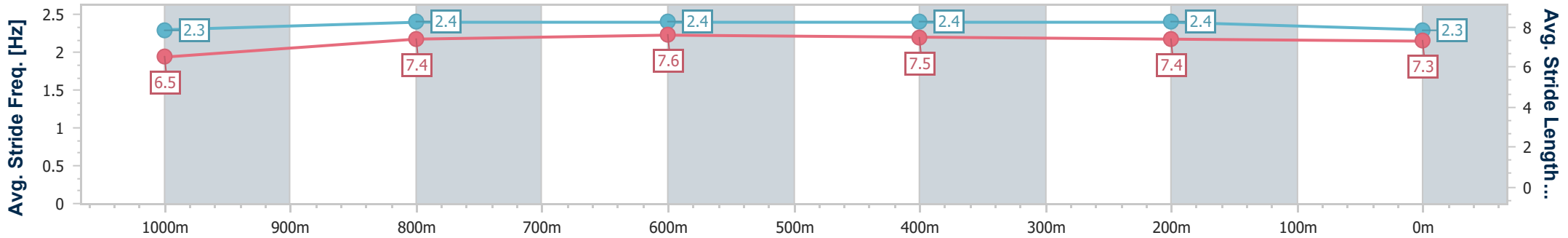
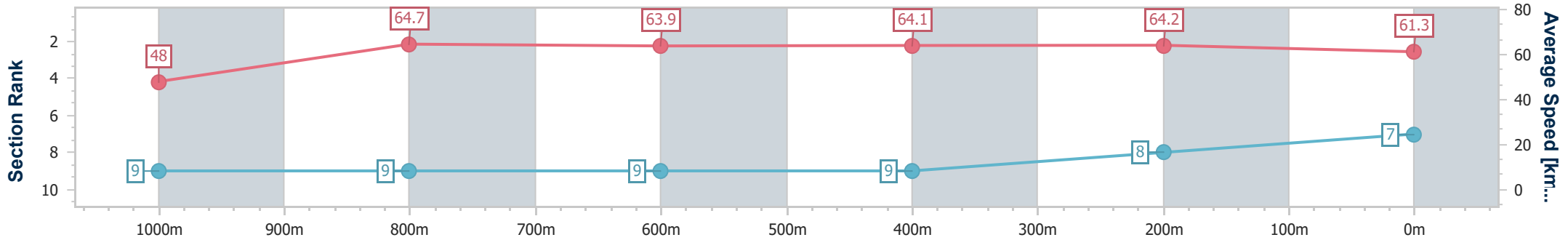
Townsville QLD Professional
Race 3: GORDON'S PINK QTIS Three-Year-Old Handicap - 1200m

13 June 2024 - 13:34

Track Rating: Good 4, Weather: Fine, Rail Position: +3m 1000m-W/Post; True Remainder



Section	Overall	1000m	800m	600m	400m	200m								
Section Times	1:11.77 [7] (0:14.98)	0:56.79 [9] (0:11.13)	0:45.66 [9] (0:11.26)	0:34.40 [9] (0:11.35)	0:23.05 [9] (0:11.29)	0:11.76 [8] (0:11.76)								
Average Speed [km/h]	48.0	64.7	63.9	64.1	64.2	61.3								
Top Speed [km/h]	64.6	65.5	66.7	65.6	65.2	64.2								
Avg. Dist. to Rail [m]	4.9	0.5	0.4	1.8	4.5	8.5								
Avg. Stride Freq. [Hz]	2.3	2.4	2.4	2.4	2.4	2.3								
Avg. Stride Length [m]	6.5	7.4	7.6	7.5	7.4	7.3								



- [] Ranking at each section and finish
- .-.- No data available at this section
- NA No data available



Horse/Jockey Name	Jazz Worthy
Final Rank	8
Fastest Section Time (Section)	0:11.14 (1000m)
Top Speed [km/h] (Section)	65.9 (1000m)
Race State	Finished



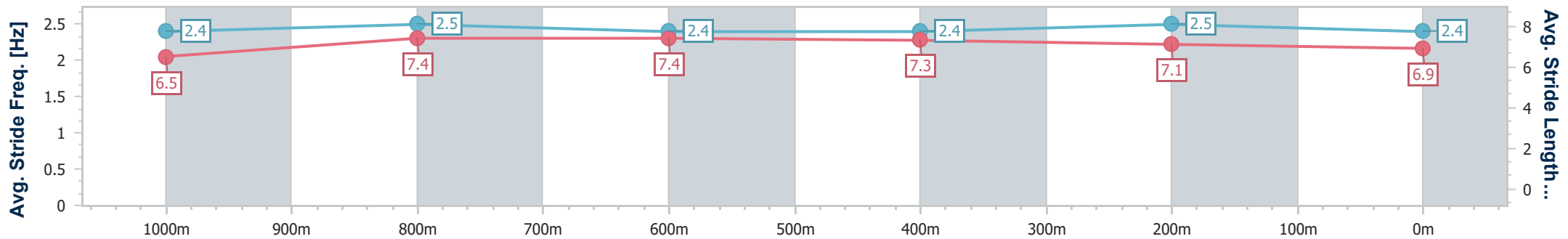
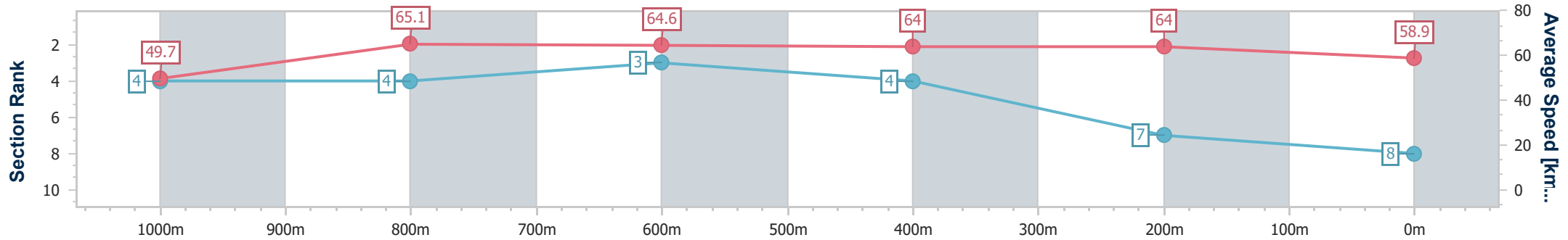
Townsville QLD Professional
Race 3: GORDON'S PINK QTIS Three-Year-Old Handicap - 1200m

13 June 2024 - 13:34

Track Rating: Good 4, Weather: Fine, Rail Position: +3m 1000m-W/Post; True Remainder



Section	Overall	1000m	800m	600m	400m	200m
Section Times	1:12.00 [8] (0:14.55)	0:57.45 [4] (0:11.14)	0:46.31 [4] (0:11.27)	0:35.04 [3] (0:11.43)	0:23.61 [4] (0:11.37)	0:12.24 [7] (0:12.24)
Average Speed [km/h]	49.7	65.1	64.6	64.0	64.0	58.9
Top Speed [km/h]	64.4	65.9	65.7	64.4	64.7	61.9
Avg. Dist. to Rail [m]	8.0	1.7	1.9	3.5	6.4	9.6
Avg. Stride Freq. [Hz]	2.4	2.5	2.4	2.4	2.5	2.4
Avg. Stride Length [m]	6.5	7.4	7.4	7.3	7.1	6.9



- [] Ranking at each section and finish
- .-.- No data available at this section
- NA No data available



Horse/Jockey Name	Beau Rain
Final Rank	9
Fastest Section Time (Section)	0:11.11 (1000m)
Top Speed [km/h] (Section)	67.2 (1000m)
Race State	Finished



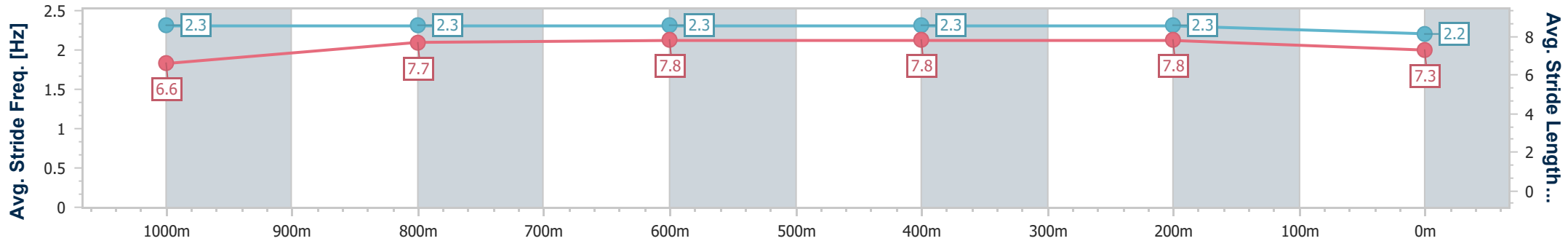
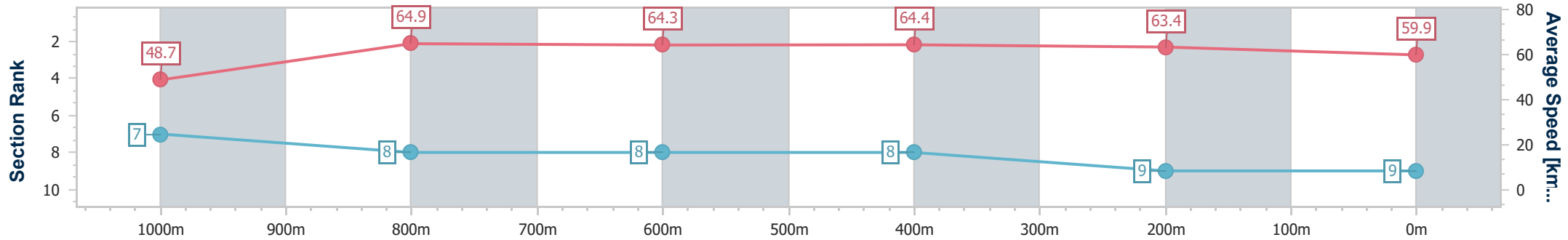
Townsville QLD Professional
Race 3: GORDON'S PINK QTIS Three-Year-Old Handicap - 1200m

13 June 2024 - 13:34

Track Rating: Good 4, Weather: Fine, Rail Position: +3m 1000m-W/Post; True Remainder



Section	Overall	1000m	800m	600m	400m	200m
Section Times	1:12.25 [9] (0:14.80)	0:57.45 [7] (0:11.11)	0:46.34 [8] (0:11.35)	0:34.99 [8] (0:11.44)	0:23.55 [8] (0:11.50)	0:12.05 [9] (0:12.05)
Average Speed [km/h]	48.7	64.9	64.3	64.4	63.4	59.9
Top Speed [km/h]	64.1	67.2	65.8	66.1	64.9	62.9
Avg. Dist. to Rail [m]	6.3	0.6	2.5	5.0	8.4	10.2
Avg. Stride Freq. [Hz]	2.3	2.3	2.3	2.3	2.3	2.2
Avg. Stride Length [m]	6.6	7.7	7.8	7.8	7.8	7.3



- [] Ranking at each section and finish
- .-.- No data available at this section
- NA No data available



Horse/Jockey Name	Spontaneous Choice
Final Rank	10
Fastest Section Time (Section)	0:11.04 (1000m)
Top Speed [km/h] (Section)	67.2 (1000m)
Race State	Finished



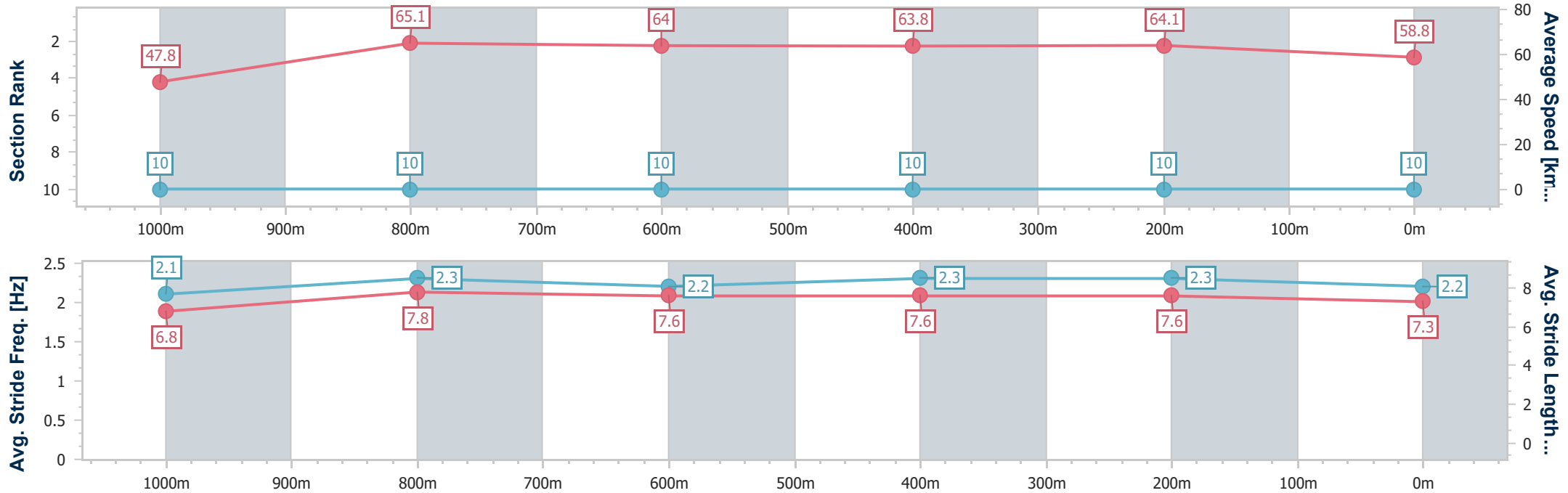
Townsville QLD Professional
Race 3: GORDON'S PINK QTIS Three-Year-Old Handicap - 1200m

13 June 2024 - 13:34

Track Rating: Good 4, Weather: Fine, Rail Position: +3m 1000m-W/Post; True Remainder



Section	Overall	1000m	800m	600m	400m	200m								
Section Times	1:12.56 [10] (0:15.12)	0:57.44 [10] (0:11.04)	0:46.40 [10] (0:11.33)	0:35.07 [10] (0:11.49)	0:23.58 [10] (0:11.32)	0:12.26 [10] (0:12.26)								
Average Speed [km/h]	47.8	65.1	64.0	63.8	64.1	58.8								
Top Speed [km/h]	62.6	67.2	64.9	64.5	64.5	63.4								
Avg. Dist. to Rail [m]	9.4	0.6	0.9	3.5	5.7	8.9								
Avg. Stride Freq. [Hz]	2.1	2.3	2.2	2.3	2.3	2.2								
Avg. Stride Length [m]	6.8	7.8	7.6	7.6	7.6	7.3								



- [] Ranking at each section and finish
- .-.- No data available at this section
- NA No data available



Townsville QLD Professional
Race 4: PICNIC ON THE LAWNs 23RD JUNE RATINGS BAND 0 - 55
Handicap - 1000m
13 June 2024 - 14:13



Track Rating: Good 4, Weather: Fine, Rail Position: +3m 1000m-W/Post; True Remainder

Section		Overall	800m	600m	400m	200m	Last 600m					
Field Times		0:56.44 (0:12.67)	0:43.77 (0:10.13)	0:33.64 (0:10.92)	0:22.72 (0:11.16)	0:11.56 (0:11.56)	0:33.64					
Rank	TAB Horse/Jockey	Barrier	Top Speed [km/h]	Fastest Section	Margin					Distance Travelled [m]		
1	2 MISSION HOUSE Jackson Murphy	4	71.6 800m	0:10.20 800m	0:56.44 [1] (0:13.04)	0:43.40 [6] (0:10.20)	0:33.20 [6] (0:10.95)	0:22.25 [5] (0:10.95)	0:11.30 [4] (0:11.30)	0:56.44	0:33.20	
2	12 RUGGED ROY Denicious Smith	9	73.1 800m	0:10.12 800m	0:56.56 [2] (0:12.89)	0:43.67 [5] (0:10.12)	0:33.55 [3] (0:11.09)	0:22.46 [4] (0:10.95)	0:11.51 [3] (0:11.51)	0.68L	0:33.55	+5
3	9 SMART THINKER Nathan Thomas	8	71.0 Overall	0:10.31 800m	0:56.75 [3] (0:12.81)	0:43.94 [3] (0:10.31)	0:33.63 [4] (0:10.95)	0:22.68 [3] (0:11.09)	0:11.59 [5] (0:11.59)	1.8L	0:33.63	-3
4	7 SWITCH AND SLIDE Graham Kliese	11	72.0 800m	0:10.13 800m	0:56.77 [4] (0:12.67)	0:44.10 [1] (0:10.13)	0:33.97 [1] (0:10.92)	0:23.05 [1] (0:11.16)	0:11.89 [1] (0:11.89)	1.92L	0:33.97	+0
5	11 MISS DAURIAN Adrian Layt	12	72.0 800m	0:10.12 800m	0:56.90 [5] (0:12.81)	0:44.09 [2] (0:10.12)	0:33.97 [2] (0:10.90)	0:23.07 [2] (0:11.19)	0:11.88 [2] (0:11.88)	2.71L	0:33.97	+0
6	5 IMPERIUM Jason Taylor	1	70.6 800m	0:10.20 800m	0:57.25 [6] (0:13.51)	0:43.74 [9] (0:10.20)	0:33.54 [9] (0:11.00)	0:22.54 [9] (0:11.09)	0:11.45 [9] (0:11.45)	4.74L	0:33.54	+2
7	10 VEE EIGHT POWER Lacey Morrison	6	70.9 800m	0:10.35 800m	0:57.35 [7] (0:13.07)	0:44.28 [8] (0:10.35)	0:33.93 [8] (0:11.03)	0:22.90 [7] (0:11.13)	0:11.77 [7] (0:11.77)	5.37L	0:33.93	+2
8	4 SUPER TWENTY THREE Ryan Wiggins	10	71.3 800m	0:10.32 800m	0:57.39 [8] (0:13.04)	0:44.35 [7] (0:10.32)	0:34.03 [7] (0:10.98)	0:23.05 [6] (0:11.15)	0:11.90 [6] (0:11.90)	5.56L	0:34.03	+3
9	1 HEISWOODY Melea Castle	2	72.0 Overall	0:10.36 800m	0:57.62 [9] (0:12.85)	0:44.77 [4] (0:10.36)	0:34.41 [5] (0:11.32)	0:23.09 [8] (0:11.19)	0:11.90 [8] (0:11.90)	6.92L	0:34.41	-1

Scratched: He's All Power (#3), Extra Free (#6), Hello Newman (#8)

[] Ranking at each section and finish
 -:-:- No data available at this section
 NA No data available

SCN Saddle cloth number
 DNF Did not finish
 DNT Did not track



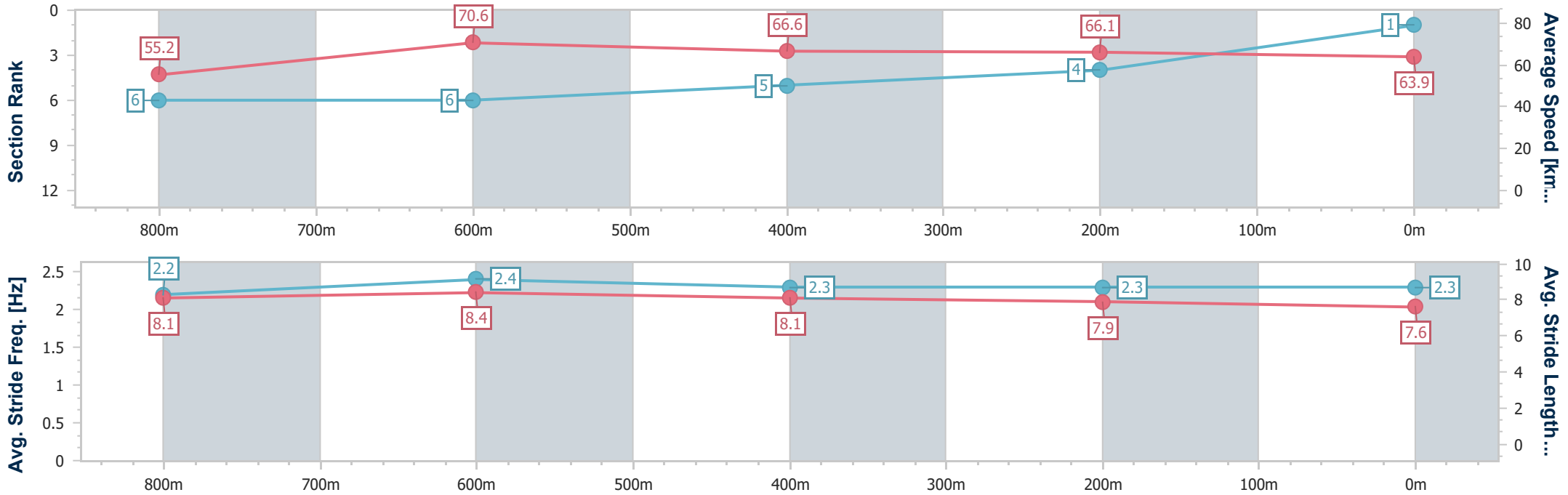
Horse/Jockey Name	Mission House
Final Rank	1
Fastest Section Time (Section)	0:10.20 (800m)
Top Speed [km/h] (Section)	71.6 (800m)
Race State	Finished



Townsville QLD Professional
Race 4: PICNIC ON THE LAWNs 23RD JUNE RATINGS BAND 0
- 55 Handicap - 1000m
13 June 2024 - 14:13
**Track Rating: Good 4, Weather: Fine, Rail Position: +3m 1000m-
W/Post; True Remainder**



Section	Overall	800m	600m	400m	200m
Section Times	0:56.44 [1] (0:13.04)	0:43.40 [6] (0:10.20)	0:33.20 [6] (0:10.95)	0:22.25 [5] (0:10.95)	0:11.30 [4] (0:11.30)
Average Speed [km/h]	55.2	70.6	66.6	66.1	63.9
Top Speed [km/h]	71.3	71.6	70.0	66.9	66.7
Avg. Dist. to Rail [m]	4.3	3.0	2.4	5.2	9.0
Avg. Stride Freq. [Hz]	2.2	2.4	2.3	2.3	2.3
Avg. Stride Length [m]	8.1	8.4	8.1	7.9	7.6



- [] Ranking at each section and finish
- .-.- No data available at this section
- NA No data available



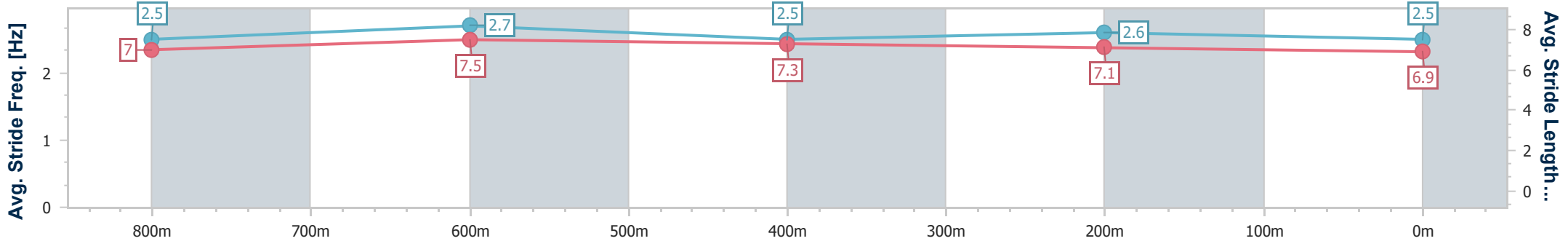
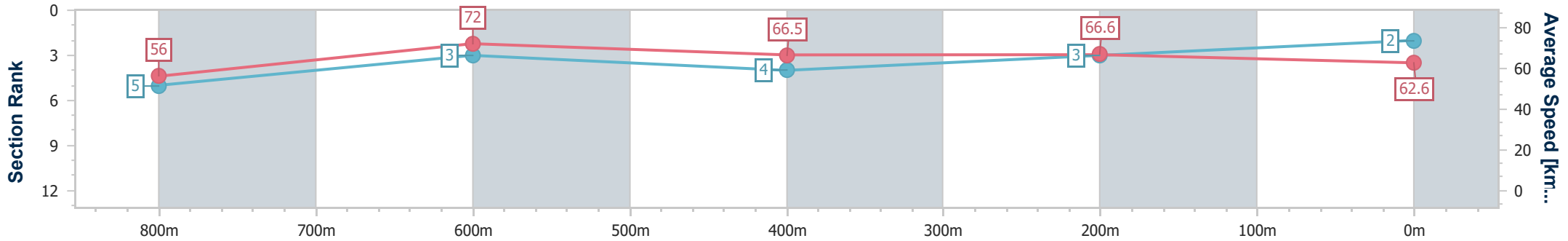
Horse/Jockey Name	Rugged Roy
Final Rank	2
Fastest Section Time (Section)	0:10.12 (800m)
Top Speed [km/h] (Section)	73.1 (800m)
Race State	Finished



Townsville QLD Professional
 Race 4: PICNIC ON THE LAWNs 23RD JUNE RATINGS BAND 0
 - 55 Handicap - 1000m
 13 June 2024 - 14:13
 Track Rating: Good 4, Weather: Fine, Rail Position: +3m 1000m-
 W/Post; True Remainder



Section	Overall	800m	600m	400m	200m
Section Times	0:56.56 [2] (0:12.89)	0:43.67 [5] (0:10.12)	0:33.55 [3] (0:11.09)	0:22.46 [4] (0:10.95)	0:11.51 [3] (0:11.51)
Average Speed [km/h]	56.0	72.0	66.5	66.6	62.6
Top Speed [km/h]	72.7	73.1	69.2	68.3	65.5
Avg. Dist. to Rail [m]	6.3	5.0	4.9	5.2	4.9
Avg. Stride Freq. [Hz]	2.5	2.7	2.5	2.6	2.5
Avg. Stride Length [m]	7.0	7.5	7.3	7.1	6.9



- [] Ranking at each section and finish
- .-.- No data available at this section
- NA No data available



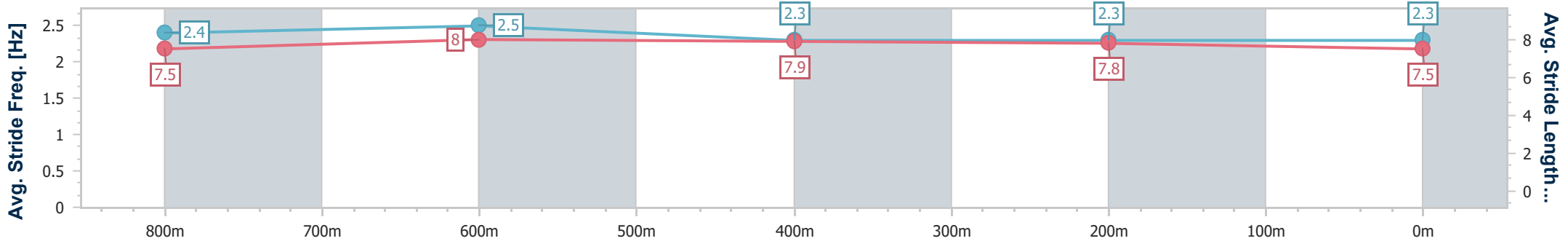
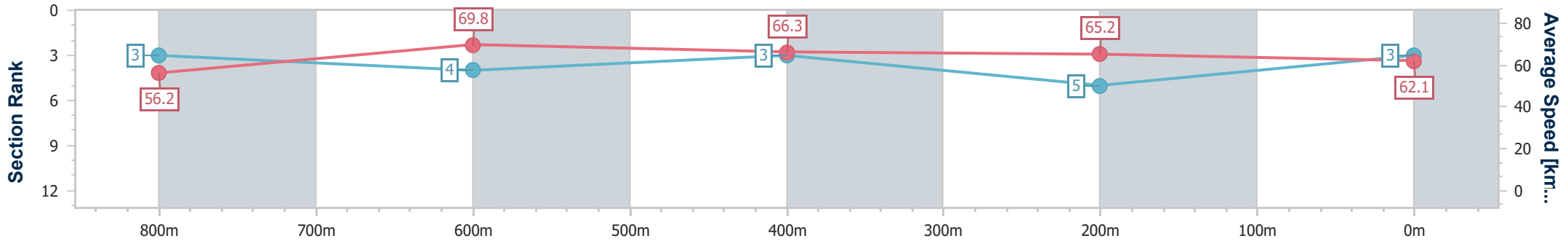
Horse/Jockey Name	Smart Thinker
Final Rank	3
Fastest Section Time (Section)	0:10.31 (800m)
Top Speed [km/h] (Section)	71.0 (Overall)
Race State	Finished



Townsville QLD Professional
 Race 4: PICNIC ON THE LAWNs 23RD JUNE RATINGS BAND 0
 - 55 Handicap - 1000m
 13 June 2024 - 14:13
 Track Rating: Good 4, Weather: Fine, Rail Position: +3m 1000m-
 W/Post; True Remainder



Section	Overall	800m	600m	400m	200m
Section Times	0:56.75 [3] (0:12.81)	0:43.94 [3] (0:10.31)	0:33.63 [4] (0:10.95)	0:22.68 [3] (0:11.09)	0:11.59 [5] (0:11.59)
Average Speed [km/h]	56.2	69.8	66.3	65.2	62.1
Top Speed [km/h]	71.0	70.9	68.6	65.8	64.7
Avg. Dist. to Rail [m]	5.1	2.6	1.7	2.5	2.8
Avg. Stride Freq. [Hz]	2.4	2.5	2.3	2.3	2.3
Avg. Stride Length [m]	7.5	8.0	7.9	7.8	7.5



- [] Ranking at each section and finish
- .-.- No data available at this section
- NA No data available



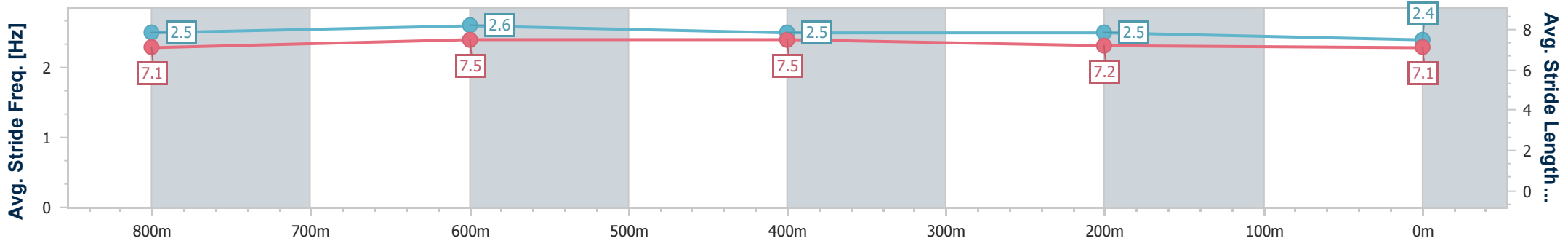
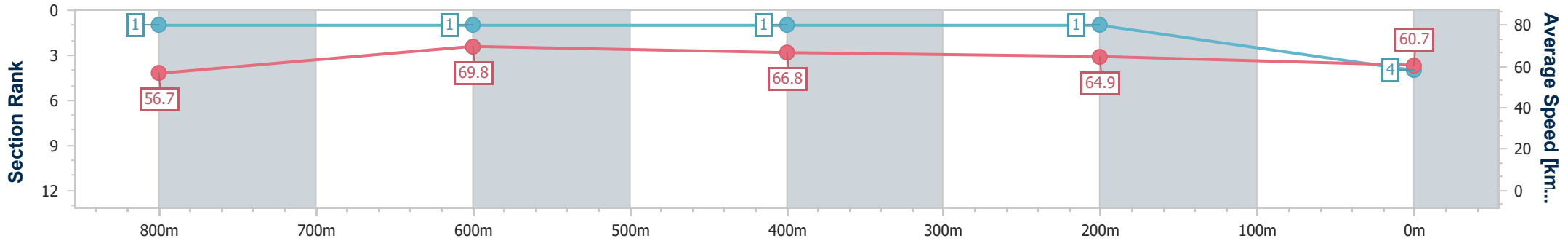
Horse/Jockey Name	Switch And Slide
Final Rank	4
Fastest Section Time (Section)	0:10.13 (800m)
Top Speed [km/h] (Section)	72.0 (800m)
Race State	Finished



Townsville QLD Professional
 Race 4: PICNIC ON THE LAWNs 23RD JUNE RATINGS BAND 0
 - 55 Handicap - 1000m
 13 June 2024 - 14:13
 Track Rating: Good 4, Weather: Fine, Rail Position: +3m 1000m-
 W/Post; True Remainder



Section	Overall	800m	600m	400m	200m
Section Times	0:56.77 [4] (0:12.67)	0:44.10 [1] (0:10.13)	0:33.97 [1] (0:10.92)	0:23.05 [1] (0:11.16)	0:11.89 [1] (0:11.89)
Average Speed [km/h]	56.7	69.8	66.8	64.9	60.7
Top Speed [km/h]	71.6	72.0	69.4	66.4	63.3
Avg. Dist. to Rail [m]	9.1	3.4	2.9	4.1	4.3
Avg. Stride Freq. [Hz]	2.5	2.6	2.5	2.5	2.4
Avg. Stride Length [m]	7.1	7.5	7.5	7.2	7.1



- [] Ranking at each section and finish
- .-.- No data available at this section
- NA No data available



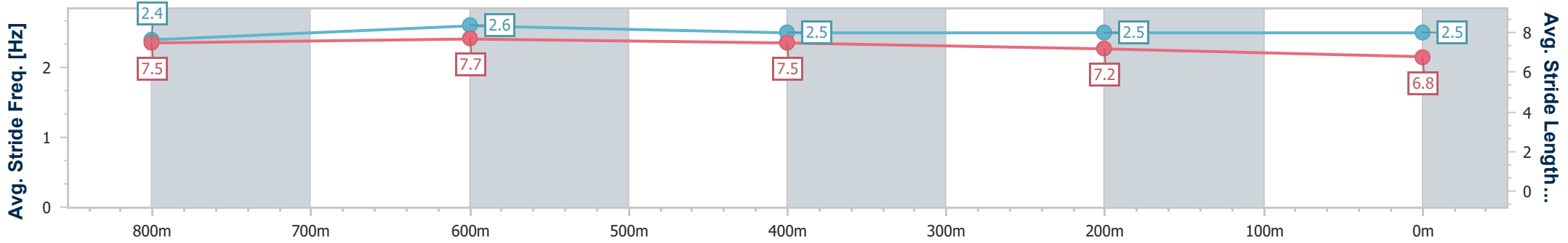
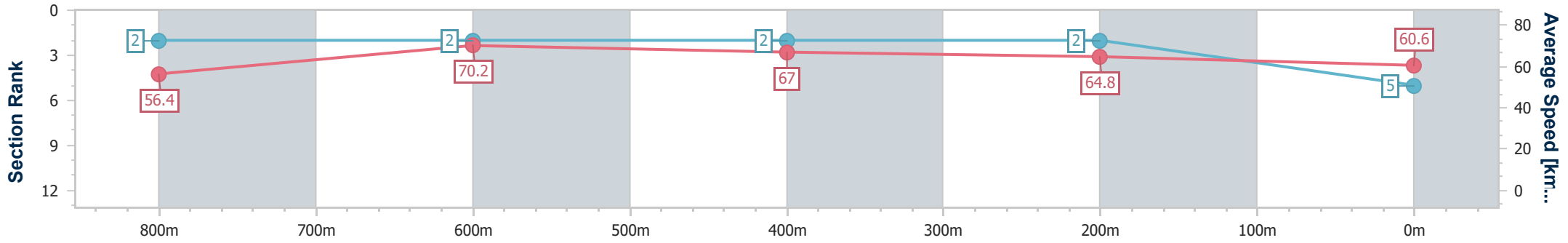
Horse/Jockey Name	Miss Daurian
Final Rank	5
Fastest Section Time (Section)	0:10.12 (800m)
Top Speed [km/h] (Section)	72.0 (800m)
Race State	Finished



Townsville QLD Professional
Race 4: PICNIC ON THE LAWNS 23RD JUNE RATINGS BAND 0
- 55 Handicap - 1000m
13 June 2024 - 14:13
**Track Rating: Good 4, Weather: Fine, Rail Position: +3m 1000m-
W/Post; True Remainder**



Section	Overall	800m	600m	400m	200m
Section Times	0:56.90 [5] (0:12.81)	0:44.09 [2] (0:10.12)	0:33.97 [2] (0:10.90)	0:23.07 [2] (0:11.19)	0:11.88 [2] (0:11.88)
Average Speed [km/h]	56.4	70.2	67.0	64.8	60.6
Top Speed [km/h]	71.6	72.0	68.3	66.0	64.5
Avg. Dist. to Rail [m]	9.0	2.9	2.6	4.8	6.3
Avg. Stride Freq. [Hz]	2.4	2.6	2.5	2.5	2.5
Avg. Stride Length [m]	7.5	7.7	7.5	7.2	6.8



- [] Ranking at each section and finish
- .-.- No data available at this section
- NA No data available



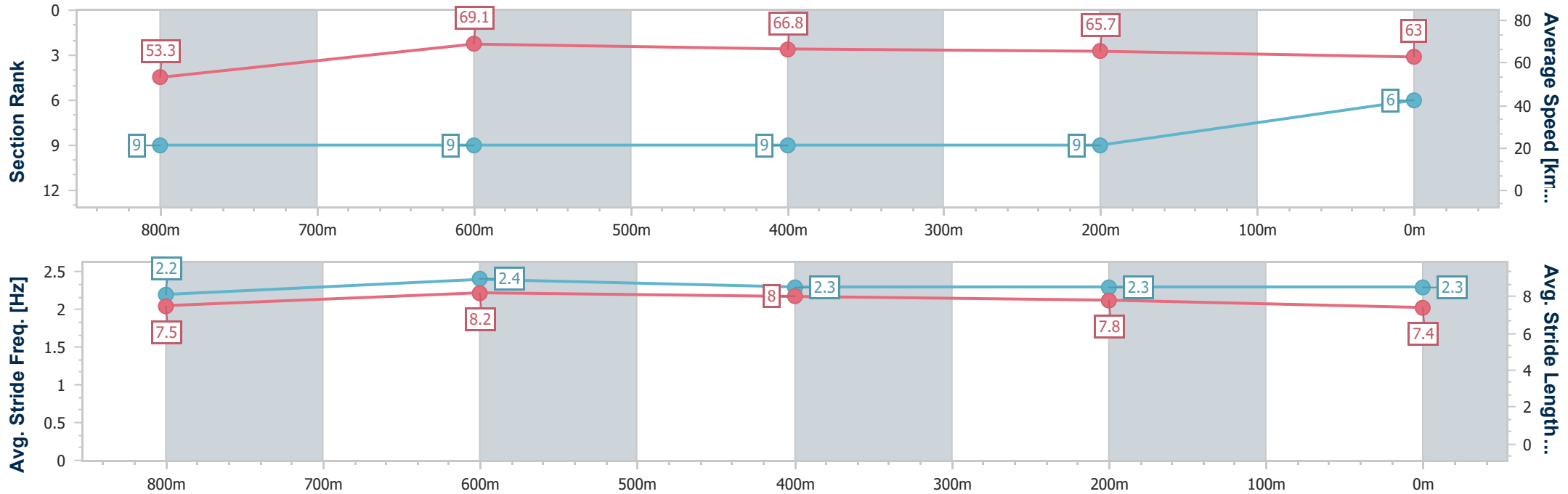
Horse/Jockey Name	Imperium
Final Rank	6
Fastest Section Time (Section)	0:10.20 (800m)
Top Speed [km/h] (Section)	70.6 (800m)
Race State	Finished



Townsville QLD Professional
 Race 4: PICNIC ON THE LAWNs 23RD JUNE RATINGS BAND 0
 - 55 Handicap - 1000m
 13 June 2024 - 14:13
 Track Rating: Good 4, Weather: Fine, Rail Position: +3m 1000m-
 W/Post; True Remainder



Section	Overall	800m	600m	400m	200m
Section Times	0:57.25 [6] (0:13.51)	0:43.74 [9] (0:10.20)	0:33.54 [9] (0:11.00)	0:22.54 [9] (0:11.09)	0:11.45 [9] (0:11.45)
Average Speed [km/h]	53.3	69.1	66.8	65.7	63.0
Top Speed [km/h]	68.0	70.6	69.6	66.9	65.7
Avg. Dist. to Rail [m]	3.2	3.2	4.2	7.2	9.1
Avg. Stride Freq. [Hz]	2.2	2.4	2.3	2.3	2.3
Avg. Stride Length [m]	7.5	8.2	8.0	7.8	7.4



- [] Ranking at each section and finish
- .-.- No data available at this section
- NA No data available



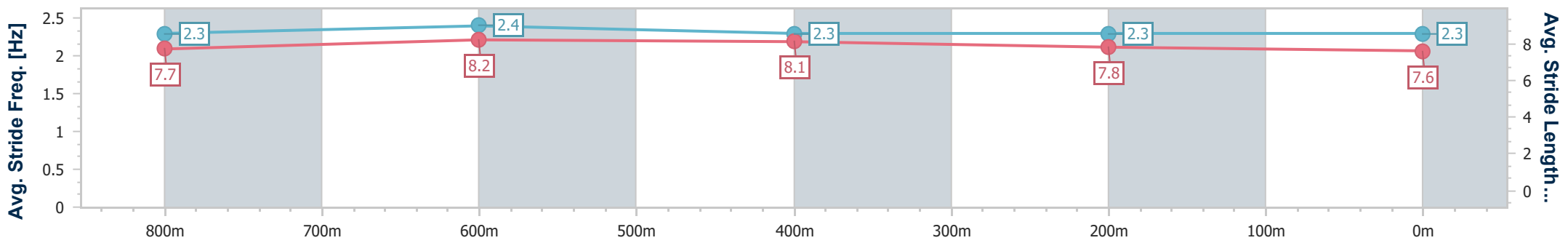
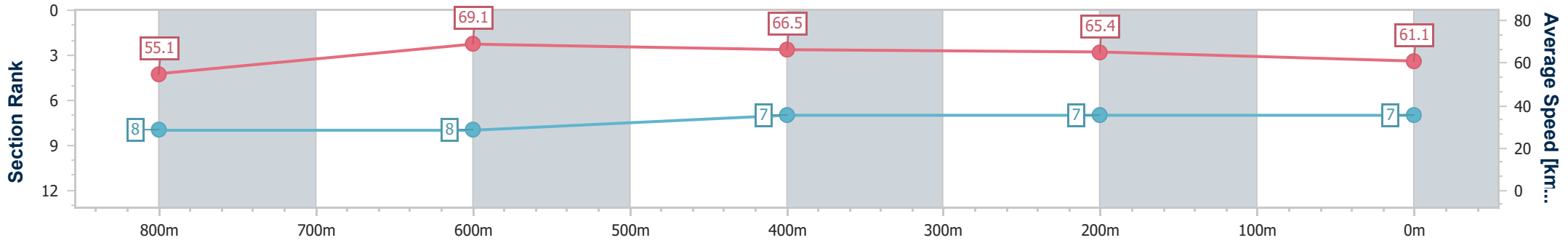
Horse/Jockey Name	Vee Eight Power
Final Rank	7
Fastest Section Time (Section)	0:10.35 (800m)
Top Speed [km/h] (Section)	70.9 (800m)
Race State	Finished



Townsville QLD Professional
Race 4: PICNIC ON THE LAWNs 23RD JUNE RATINGS BAND 0
- 55 Handicap - 1000m
13 June 2024 - 14:13
**Track Rating: Good 4, Weather: Fine, Rail Position: +3m 1000m-
W/Post; True Remainder**



Section	Overall	800m	600m	400m	200m
Section Times	0:57.35 [7] (0:13.07)	0:44.28 [8] (0:10.35)	0:33.93 [8] (0:11.03)	0:22.90 [7] (0:11.13)	0:11.77 [7] (0:11.77)
Average Speed [km/h]	55.1	69.1	66.5	65.4	61.1
Top Speed [km/h]	70.3	70.9	69.2	66.1	64.5
Avg. Dist. to Rail [m]	4.9	4.2	4.1	5.0	5.5
Avg. Stride Freq. [Hz]	2.3	2.4	2.3	2.3	2.3
Avg. Stride Length [m]	7.7	8.2	8.1	7.8	7.6



- [] Ranking at each section and finish
- .-.- No data available at this section
- NA No data available



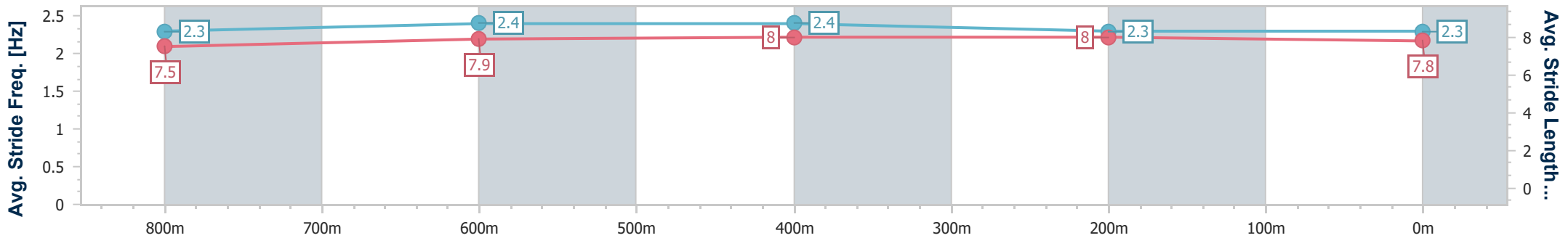
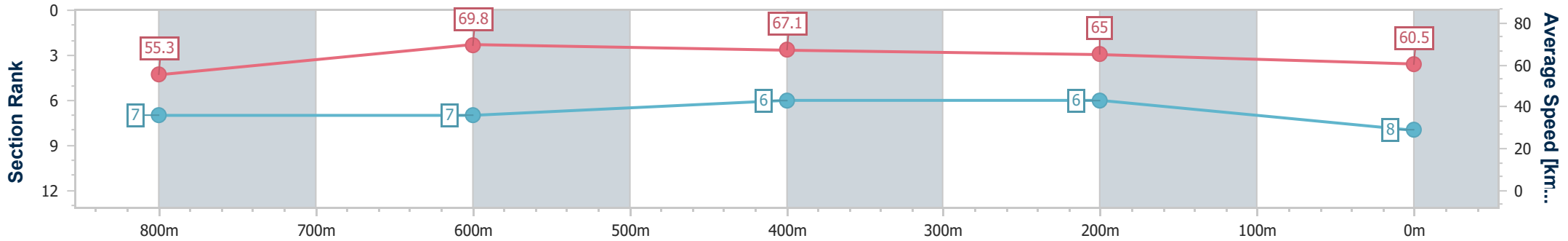
Horse/Jockey Name	Super Twenty Three
Final Rank	8
Fastest Section Time (Section)	0:10.32 (800m)
Top Speed [km/h] (Section)	71.3 (800m)
Race State	Finished



Townsville QLD Professional
 Race 4: PICNIC ON THE LAWNs 23RD JUNE RATINGS BAND 0
 - 55 Handicap - 1000m
 13 June 2024 - 14:13
 Track Rating: Good 4, Weather: Fine, Rail Position: +3m 1000m-
 W/Post; True Remainder



Section	Overall	800m	600m	400m	200m
Section Times	0:57.39 [8] (0:13.04)	0:44.35 [7] (0:10.32)	0:34.03 [7] (0:10.98)	0:23.05 [6] (0:11.15)	0:11.90 [6] (0:11.90)
Average Speed [km/h]	55.3	69.8	67.1	65.0	60.5
Top Speed [km/h]	70.6	71.3	70.4	66.0	64.4
Avg. Dist. to Rail [m]	7.3	5.7	4.4	4.6	4.5
Avg. Stride Freq. [Hz]	2.3	2.4	2.4	2.3	2.3
Avg. Stride Length [m]	7.5	7.9	8.0	8.0	7.8



- [] Ranking at each section and finish
- .-.- No data available at this section
- NA No data available



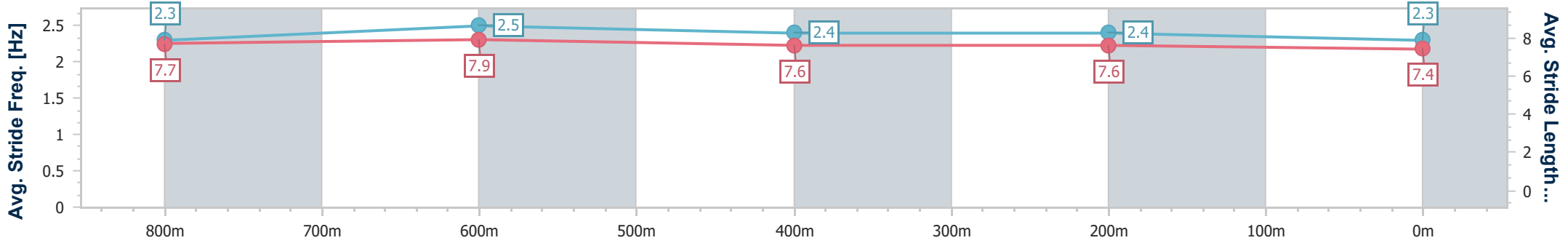
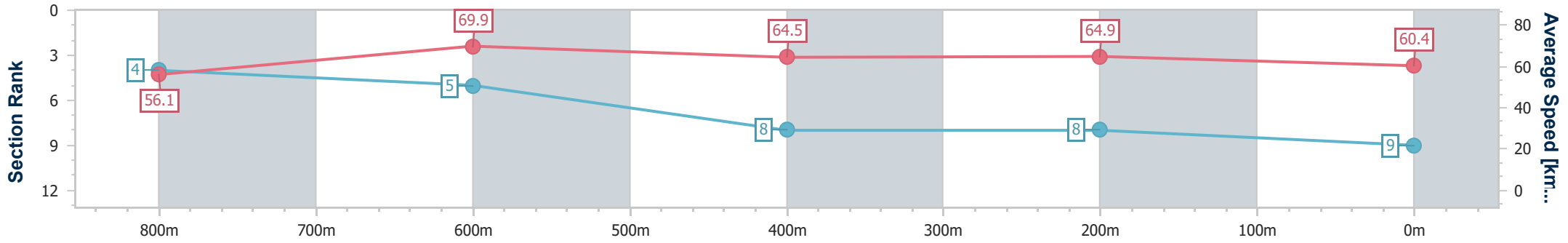
Horse/Jockey Name	Heiswoody
Final Rank	9
Fastest Section Time (Section)	0:10.36 (800m)
Top Speed [km/h] (Section)	72.0 (Overall)
Race State	Finished



Townsville QLD Professional
 Race 4: PICNIC ON THE LAWNs 23RD JUNE RATINGS BAND 0
 - 55 Handicap - 1000m
 13 June 2024 - 14:13
 Track Rating: Good 4, Weather: Fine, Rail Position: +3m 1000m-
 W/Post; True Remainder



Section	Overall	800m	600m	400m	200m
Section Times	0:57.62 [9] (0:12.85)	0:44.77 [4] (0:10.36)	0:34.41 [5] (0:11.32)	0:23.09 [8] (0:11.19)	0:11.90 [8] (0:11.90)
Average Speed [km/h]	56.1	69.9	64.5	64.9	60.4
Top Speed [km/h]	72.0	72.0	68.6	65.3	65.1
Avg. Dist. to Rail [m]	2.0	1.6	3.4	3.8	4.4
Avg. Stride Freq. [Hz]	2.3	2.5	2.4	2.4	2.3
Avg. Stride Length [m]	7.7	7.9	7.6	7.6	7.4



- [] Ranking at each section and finish
- .-.- No data available at this section
- NA No data available



Townsville QLD Professional

Race 5: LADBROKES SAME RACE MULTI OPEN Handicap - 1000m

13 June 2024 - 14:48



Track Rating: Good 4, Weather: Fine, Rail Position: +3m 1000m-W/Post; True Remainder

Section		Overall	800m	600m	400m	200m	Last 600m					
Field Times		0:55.62 (0:12.54)	0:43.08 (0:10.01)	0:33.07 (0:10.44)	0:22.63 (0:10.93)	0:11.70 (0:11.70)	0:33.07					
Rank	TAB Horse/Jockey	Barrier	Top Speed [km/h]	Fastest Section	Margin			Distance Travelled [m]				
1	1 SMART IMAGE Ashley Butler	7	72.4 800m	0:10.06 800m	0:55.62 [1] (0:12.97)	0:42.65 [6] (0:10.06)	0:32.59 [5] (0:10.29)	0:22.30 [5] (0:10.70)	0:11.60 [2] (0:11.60)	0:55.62	0:32.59	
2	6 CHILLI JAM Graham Kliese	2	72.4 800m	0:10.11 800m	0:55.81 [2] (0:12.58)	0:43.23 [2] (0:10.11)	0:33.12 [2] (0:10.35)	0:22.77 [2] (0:10.88)	0:11.89 [1] (0:11.89)	1.13L	0:33.12	-4
3	3 OCEAN EMPEROR Lacey Morrison	3	71.5 600m	0:10.02 800m	0:55.87 [3] (0:12.78)	0:43.09 [3] (0:10.02)	0:33.07 [3] (0:10.44)	0:22.63 [3] (0:10.96)	0:11.67 [5] (0:11.67)	1.44L	0:33.07	-4
4	2 YES DREAM Ryan Wiggins	5	72.0 800m	0:09.99 800m	0:55.89 [4] (0:12.85)	0:43.04 [4] (0:09.99)	0:33.05 [4] (0:10.41)	0:22.64 [4] (0:10.90)	0:11.74 [4] (0:11.74)	1.59L	0:33.05	-2
5	7 SAVVY SOVEREIGN Chelsea Jokic	8	71.6 600m	0:10.05 800m	0:56.14 [5] (0:13.16)	0:42.98 [7] (0:10.05)	0:32.93 [7] (0:10.36)	0:22.57 [6] (0:10.90)	0:11.67 [6] (0:11.67)	3.05L	0:32.93	-1
6	4 BONES Jackson Murphy	6	71.0 800m	0:10.38 800m	0:56.45 [6] (0:13.20)	0:43.25 [8] (0:10.38)	0:32.87 [8] (0:10.66)	0:22.21 [8] (0:10.70)	0:11.51 [8] (0:11.51)	4.89L	0:32.87	-3
7	8 TO LOVE SOMEBODY Adrian Layt	1	71.3 800m	0:10.22 800m	0:56.85 [7] (0:12.95)	0:43.90 [5] (0:10.22)	0:33.68 [6] (0:10.67)	0:23.01 [7] (0:11.02)	0:11.99 [7] (0:11.99)	7.24L	0:33.68	-4
8	5 ASPEN LAD Jason Taylor	4	72.0 800m	0:10.01 800m	0:57.19 [8] (0:12.54)	0:44.65 [1] (0:10.01)	0:34.64 [1] (0:10.44)	0:24.20 [1] (0:11.10)	0:13.10 [3] (0:13.10)	9.23L	0:34.64	+0

[] Ranking at each section and finish
 -:-:- No data available at this section
 NA No data available

SCN Saddle cloth number
 DNF Did not finish
 DNT Did not track



Horse/Jockey Name	Smart Image
Final Rank	1
Fastest Section Time (Section)	0:10.06 (800m)
Top Speed [km/h] (Section)	72.4 (800m)
Race State	Finished



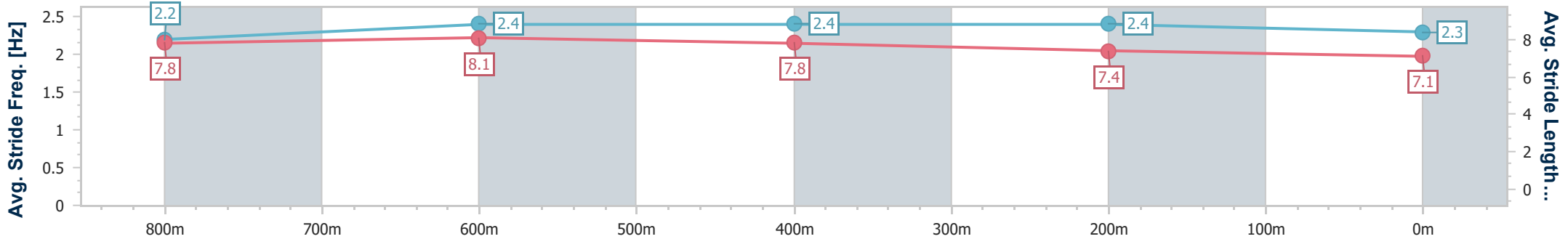
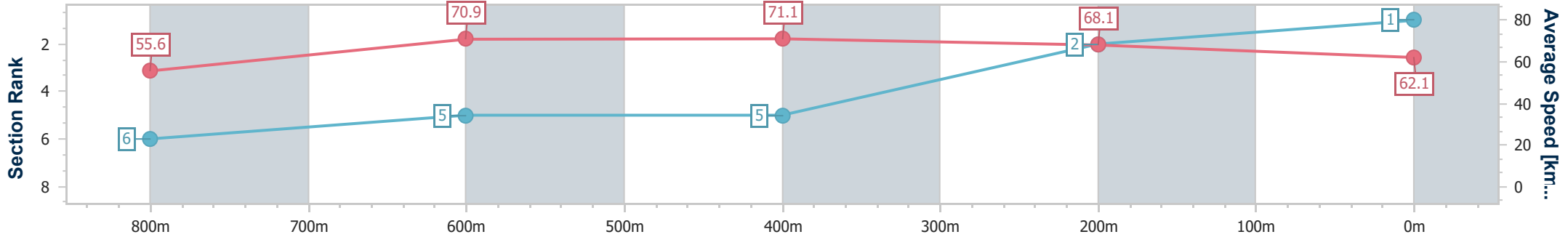
Townsville QLD Professional
Race 5: LADBROKES SAME RACE MULTI OPEN Handicap - 1000m

13 June 2024 - 14:48

Track Rating: Good 4, Weather: Fine, Rail Position: +3m 1000m-W/Post; True Remainder



Section	Overall	800m	600m	400m	200m
Section Times	0:55.62 [1] (0:12.97)	0:42.65 [6] (0:10.06)	0:32.59 [5] (0:10.29)	0:22.30 [5] (0:10.70)	0:11.60 [2] (0:11.60)
Average Speed [km/h]	55.6	70.9	71.1	68.1	62.1
Top Speed [km/h]	72.0	72.4	71.9	70.2	65.9
Avg. Dist. to Rail [m]	6.6	2.9	3.7	6.3	7.1
Avg. Stride Freq. [Hz]	2.2	2.4	2.4	2.4	2.3
Avg. Stride Length [m]	7.8	8.1	7.8	7.4	7.1



- [] Ranking at each section and finish
- .-.- No data available at this section
- NA No data available



Horse/Jockey Name	Chilli Jam
Final Rank	2
Fastest Section Time (Section)	0:10.11 (800m)
Top Speed [km/h] (Section)	72.4 (800m)
Race State	Finished



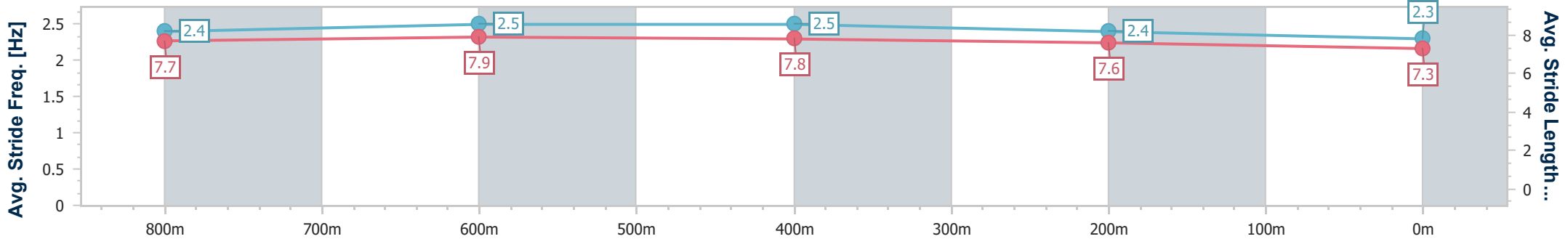
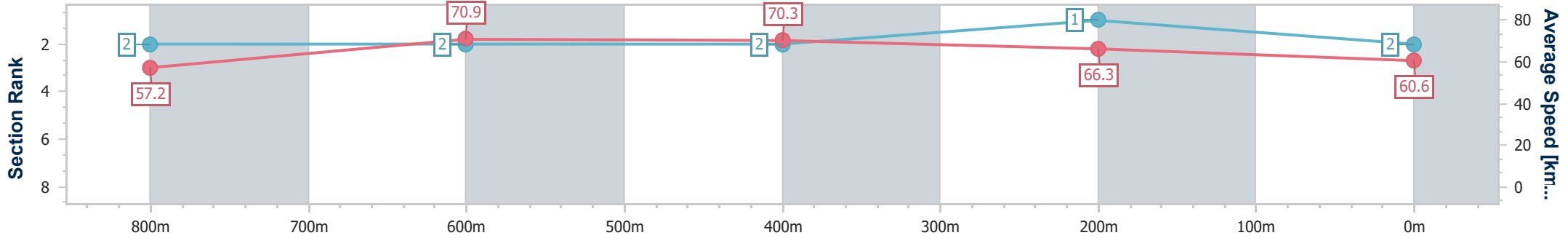
Townsville QLD Professional
Race 5: LADBROKES SAME RACE MULTI OPEN Handicap - 1000m

13 June 2024 - 14:48

Track Rating: Good 4, Weather: Fine, Rail Position: +3m 1000m-W/Post; True Remainder



Section	Overall	800m	600m	400m	200m
Section Times	0:55.81 [2] (0:12.58)	0:43.23 [2] (0:10.11)	0:33.12 [2] (0:10.35)	0:22.77 [2] (0:10.88)	0:11.89 [1] (0:11.89)
Average Speed [km/h]	57.2	70.9	70.3	66.3	60.6
Top Speed [km/h]	71.7	72.4	72.1	69.8	63.7
Avg. Dist. to Rail [m]	1.4	1.0	1.9	2.2	3.3
Avg. Stride Freq. [Hz]	2.4	2.5	2.5	2.4	2.3
Avg. Stride Length [m]	7.7	7.9	7.8	7.6	7.3



- [] Ranking at each section and finish
- .-.- No data available at this section
- NA No data available



Horse/Jockey Name	Ocean Emperor
Final Rank	3
Fastest Section Time (Section)	0:10.02 (800m)
Top Speed [km/h] (Section)	71.5 (600m)
Race State	Finished



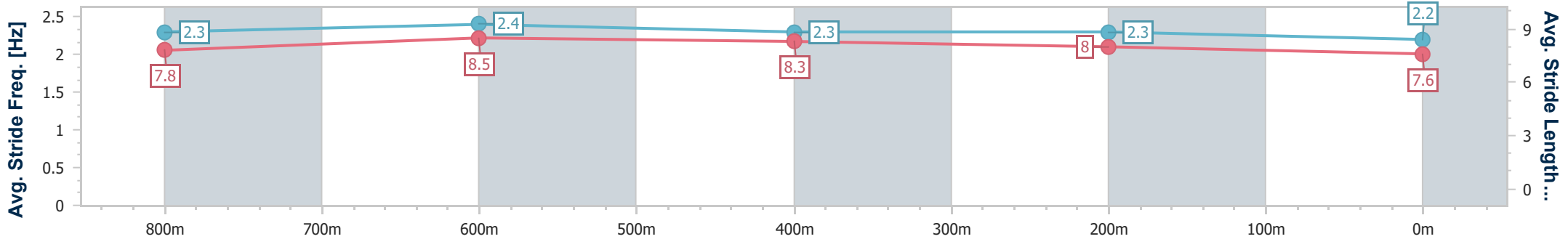
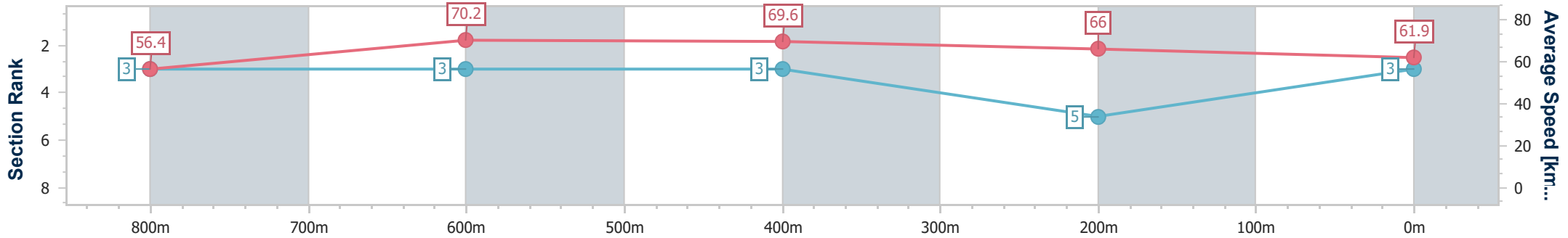
Townsville QLD Professional
Race 5: LADBROKES SAME RACE MULTI OPEN Handicap - 1000m

13 June 2024 - 14:48

Track Rating: Good 4, Weather: Fine, Rail Position: +3m 1000m-W/Post; True Remainder



Section	Overall	800m	600m	400m	200m
Section Times	0:55.87 [3] (0:12.78)	0:43.09 [3] (0:10.02)	0:33.07 [3] (0:10.44)	0:22.63 [3] (0:10.96)	0:11.67 [5] (0:11.67)
Average Speed [km/h]	56.4	70.2	69.6	66.0	61.9
Top Speed [km/h]	71.3	71.3	71.5	68.0	64.2
Avg. Dist. to Rail [m]	3.0	1.4	1.8	3.0	4.4
Avg. Stride Freq. [Hz]	2.3	2.4	2.3	2.3	2.2
Avg. Stride Length [m]	7.8	8.5	8.3	8.0	7.6



- [] Ranking at each section and finish
- .-.- No data available at this section
- NA No data available



Horse/Jockey Name	Yes Dream
Final Rank	4
Fastest Section Time (Section)	0:09.99 (800m)
Top Speed [km/h] (Section)	72.0 (800m)
Race State	Finished



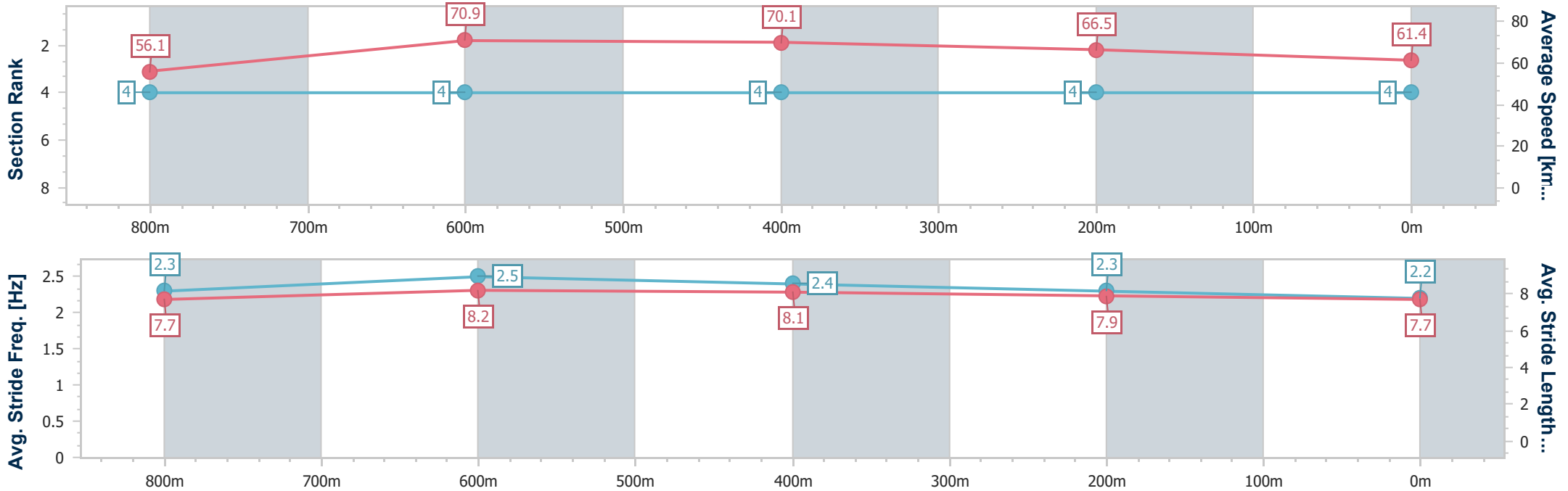
Townsville QLD Professional
Race 5: LADBROKES SAME RACE MULTI OPEN Handicap - 1000m

13 June 2024 - 14:48

Track Rating: Good 4, Weather: Fine, Rail Position: +3m 1000m-W/Post; True Remainder



Section	Overall	800m	600m	400m	200m
Section Times	0:55.89 [4] (0:12.85)	0:43.04 [4] (0:09.99)	0:33.05 [4] (0:10.41)	0:22.64 [4] (0:10.90)	0:11.74 [4] (0:11.74)
Average Speed [km/h]	56.1	70.9	70.1	66.5	61.4
Top Speed [km/h]	71.3	72.0	71.4	68.9	64.9
Avg. Dist. to Rail [m]	5.1	2.3	3.1	4.7	5.4
Avg. Stride Freq. [Hz]	2.3	2.5	2.4	2.3	2.2
Avg. Stride Length [m]	7.7	8.2	8.1	7.9	7.7



- [] Ranking at each section and finish
- .-.- No data available at this section
- NA No data available



Horse/Jockey Name	Savvy Sovereign
Final Rank	5
Fastest Section Time (Section)	0:10.05 (800m)
Top Speed [km/h] (Section)	71.6 (600m)
Race State	Finished



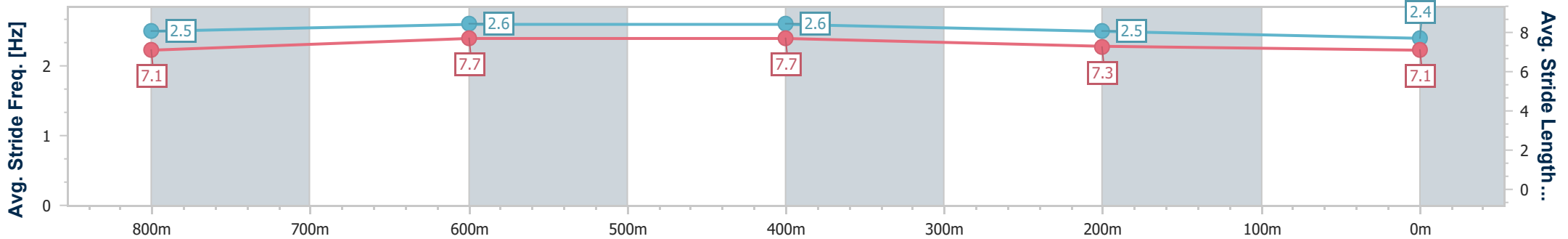
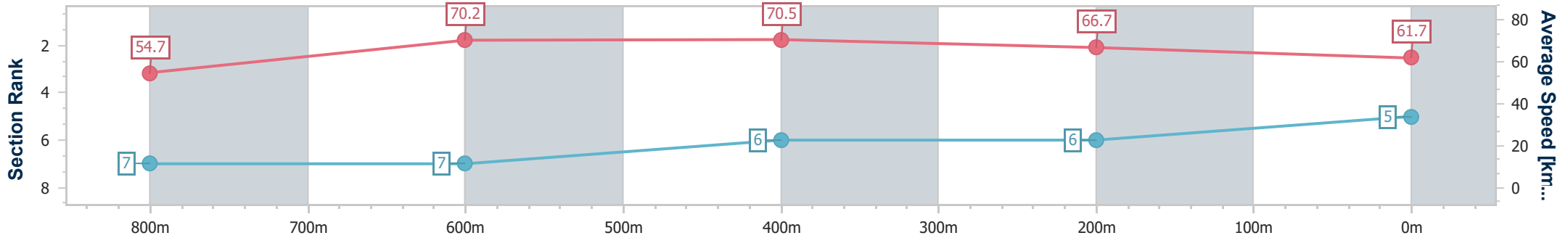
Townsville QLD Professional
Race 5: LADBROKES SAME RACE MULTI OPEN Handicap - 1000m

13 June 2024 - 14:48

Track Rating: Good 4, Weather: Fine, Rail Position: +3m 1000m-W/Post; True Remainder



Section	Overall	800m	600m	400m	200m
Section Times	0:56.14 [5] (0:13.16)	0:42.98 [7] (0:10.05)	0:32.93 [7] (0:10.36)	0:22.57 [6] (0:10.90)	0:11.67 [6] (0:11.67)
Average Speed [km/h]	54.7	70.2	70.5	66.7	61.7
Top Speed [km/h]	70.9	71.3	71.6	69.6	65.3
Avg. Dist. to Rail [m]	8.0	2.6	3.0	6.0	8.7
Avg. Stride Freq. [Hz]	2.5	2.6	2.6	2.5	2.4
Avg. Stride Length [m]	7.1	7.7	7.7	7.3	7.1



- [] Ranking at each section and finish
- .-.- No data available at this section
- NA No data available



Horse/Jockey Name	Bones
Final Rank	6
Fastest Section Time (Section)	0:10.38 (800m)
Top Speed [km/h] (Section)	71.0 (800m)
Race State	Finished



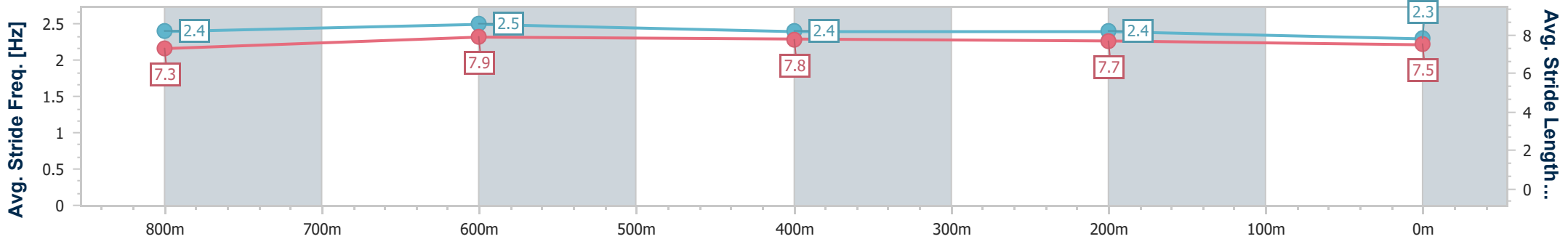
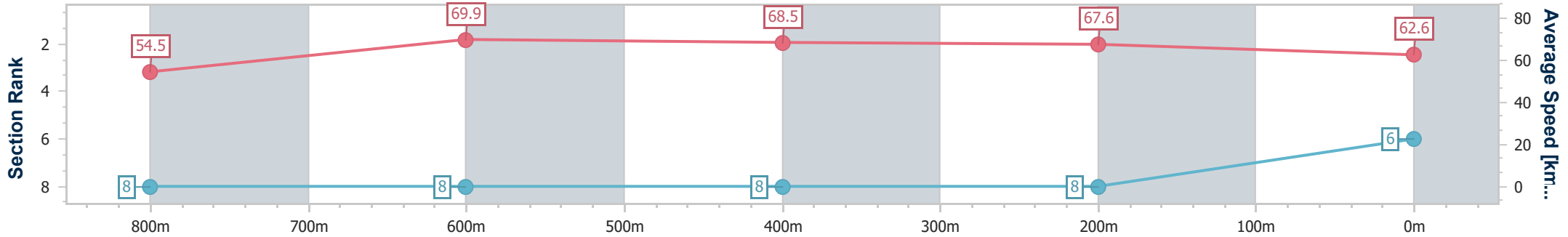
Townsville QLD Professional
Race 5: LADBROKES SAME RACE MULTI OPEN Handicap - 1000m

13 June 2024 - 14:48

Track Rating: Good 4, Weather: Fine, Rail Position: +3m 1000m-W/Post; True Remainder



Section	Overall	800m	600m	400m	200m
Section Times	0:56.45 [6] (0:13.20)	0:43.25 [8] (0:10.38)	0:32.87 [8] (0:10.66)	0:22.21 [8] (0:10.70)	0:11.51 [8] (0:11.51)
Average Speed [km/h]	54.5	69.9	68.5	67.6	62.6
Top Speed [km/h]	70.3	71.0	70.6	69.7	67.8
Avg. Dist. to Rail [m]	5.1	2.0	2.6	4.5	6.9
Avg. Stride Freq. [Hz]	2.4	2.5	2.4	2.4	2.3
Avg. Stride Length [m]	7.3	7.9	7.8	7.7	7.5



- [] Ranking at each section and finish
- .-.- No data available at this section
- NA No data available



Horse/Jockey Name	To Love Somebody
Final Rank	7
Fastest Section Time (Section)	0:10.22 (800m)
Top Speed [km/h] (Section)	71.3 (800m)
Race State	Finished



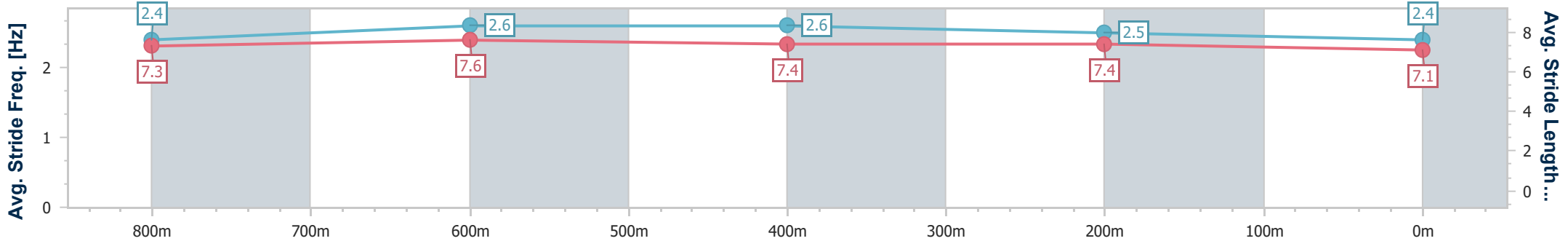
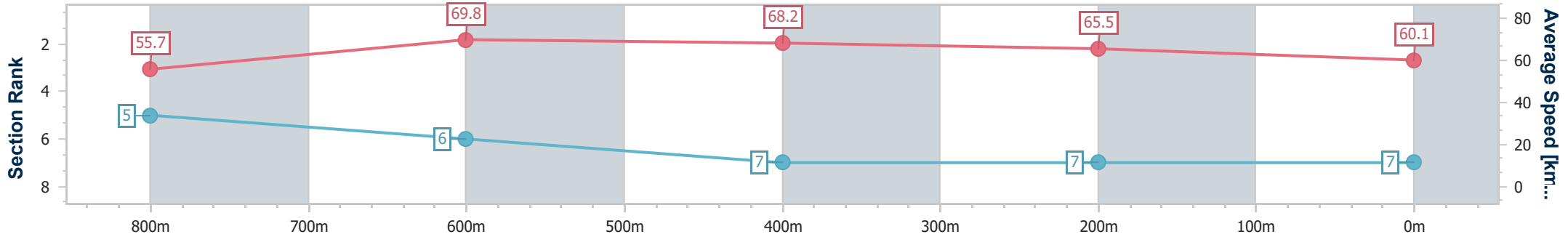
Townsville QLD Professional
Race 5: LADBROKES SAME RACE MULTI OPEN Handicap - 1000m

13 June 2024 - 14:48

Track Rating: Good 4, Weather: Fine, Rail Position: +3m 1000m-W/Post; True Remainder



Section	Overall	800m	600m	400m	200m
Section Times	0:56.85 [7] (0:12.95)	0:43.90 [5] (0:10.22)	0:33.68 [6] (0:10.67)	0:23.01 [7] (0:11.02)	0:11.99 [7] (0:11.99)
Average Speed [km/h]	55.7	69.8	68.2	65.5	60.1
Top Speed [km/h]	70.9	71.3	70.4	67.2	63.7
Avg. Dist. to Rail [m]	1.6	2.2	2.1	2.6	3.2
Avg. Stride Freq. [Hz]	2.4	2.6	2.6	2.5	2.4
Avg. Stride Length [m]	7.3	7.6	7.4	7.4	7.1



- [] Ranking at each section and finish
- .-.- No data available at this section
- NA No data available



Horse/Jockey Name	Aspen Lad
Final Rank	8
Fastest Section Time (Section)	0:10.01 (800m)
Top Speed [km/h] (Section)	72.0 (800m)
Race State	Finished



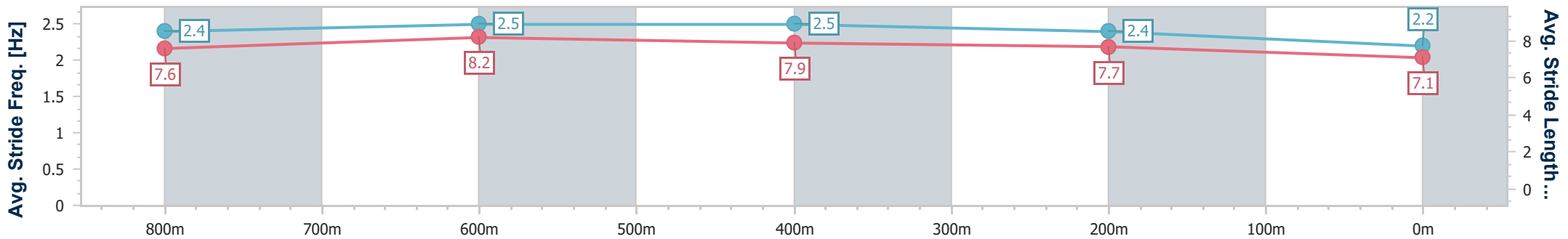
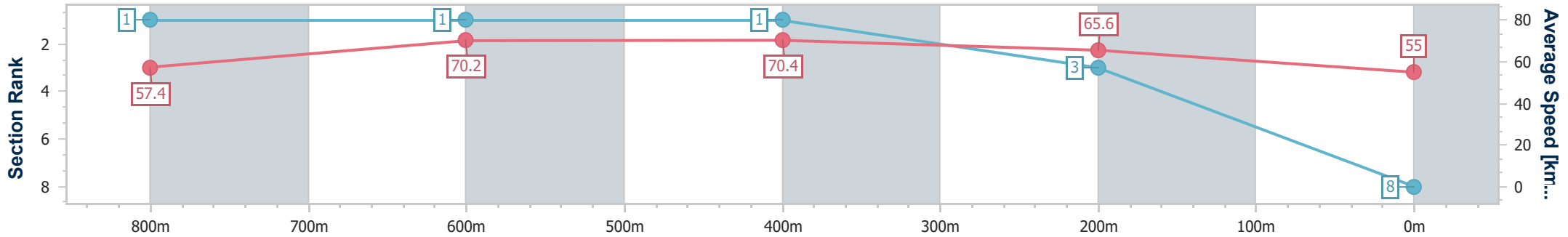
Townsville QLD Professional
Race 5: LADBROKES SAME RACE MULTI OPEN Handicap - 1000m

13 June 2024 - 14:48

Track Rating: Good 4, Weather: Fine, Rail Position: +3m 1000m-W/Post; True Remainder



Section	Overall	800m	600m	400m	200m
Section Times	0:57.19 [8] (0:12.54)	0:44.65 [1] (0:10.01)	0:34.64 [1] (0:10.44)	0:24.20 [1] (0:11.10)	0:13.10 [3] (0:13.10)
Average Speed [km/h]	57.4	70.2	70.4	65.6	55.0
Top Speed [km/h]	71.6	72.0	71.6	68.2	61.6
Avg. Dist. to Rail [m]	3.7	2.4	4.3	5.9	5.9
Avg. Stride Freq. [Hz]	2.4	2.5	2.5	2.4	2.2
Avg. Stride Length [m]	7.6	8.2	7.9	7.7	7.1



- [] Ranking at each section and finish
- .-.- No data available at this section
- NA No data available



Townsville QLD Professional

Race 6: CARLTON DRY RATINGS BAND 0 - 55 Handicap - 1000m

13 June 2024 - 15:23



Track Rating: Good 4, Weather: Fine, Rail Position: +3m 1000m-W/Post; True Remainder

Section										Last 600m			
Field Times		Overall	800m	600m	400m	200m							
		0:56.92 (0:12.72)	0:44.20 (0:10.27)	0:33.93 (0:10.92)	0:23.01 (0:11.26)	0:11.75 (0:11.75)						0:33.93	
Rank	TAB	Horse/Jockey	Barrier	Top Speed [km/h]	Fastest Section	Overall	800m	600m	400m	200m	Margin	Last 600m	Distance Travelled [m]
1	9	WICKLOW LASS Denicious Smith	6	72.0	0:10.35 Overall	0:56.92 [1] (0:12.98)	0:43.94 [4] (0:10.35)	0:33.59 [4] (0:10.85)	0:22.74 [3] (0:11.02)	0:11.72 [2] (0:11.72)	0:56.92	0:33.59	
2	12	ARROGANT HEART Jason Taylor	1	71.6	0:10.34 800m	0:57.04 [2] (0:12.85)	0:44.19 [3] (0:10.34)	0:33.85 [3] (0:11.05)	0:22.80 [4] (0:11.08)	0:11.72 [4] (0:11.72)	0.67L	0:33.85	-3
3	10	BRAVE INTENT Chelsea Jokic	4	70.3	0:10.54 800m	0:57.06 [3] (0:13.49)	0:43.57 [11] (0:10.54)	0:33.03 [11] (0:10.68)	0:22.35 [11] (0:10.86)	0:11.49 [8] (0:11.49)	0.81L	0:33.03	+0
4	1	MY ARTIE Ashley Butler	2	71.3	0:10.37 800m	0:57.09 [4] (0:13.37)	0:43.72 [10] (0:10.37)	0:33.35 [9] (0:10.85)	0:22.50 [10] (0:11.02)	0:11.48 [10] (0:11.48)	0.97L	0:33.35	+0
5	3	LUCKY ROLLA Nathan Day	11	70.9	0:10.40 800m	0:57.11 [5] (0:13.36)	0:43.75 [9] (0:10.40)	0:33.35 [10] (0:10.82)	0:22.53 [9] (0:11.07)	0:11.46 [11] (0:11.46)	1.12L	0:33.35	+1
6	2	ELIE JOE Adrian Layt	5	72.0	0:10.27 800m	0:57.18 [6] (0:12.72)	0:44.46 [1] (0:10.27)	0:34.19 [1] (0:10.92)	0:23.27 [1] (0:11.26)	0:12.01 [1] (0:12.01)	1.52L	0:34.19	-3
7	6	WINNING SAGA Justin Stanley	3	69.5	0:10.46 800m	0:57.25 [7] (0:13.17)	0:44.08 [5] (0:10.46)	0:33.62 [7] (0:10.75)	0:22.87 [5] (0:11.11)	0:11.76 [6] (0:11.76)	1.91L	0:33.62	-6
8	7	WEMYSS Nathan Thomas	9	71.6	0:10.32 800m	0:57.30 [8] (0:13.25)	0:44.05 [7] (0:10.32)	0:33.73 [6] (0:10.89)	0:22.84 [8] (0:11.14)	0:11.70 [9] (0:11.70)	2.21L	0:33.73	+1
9	11	OLD FASHIONED ROSE Jackson Murphy	12	70.9	0:10.39 800m	0:57.34 [9] (0:13.30)	0:44.04 [8] (0:10.39)	0:33.65 [8] (0:10.75)	0:22.90 [7] (0:10.99)	0:11.91 [5] (0:11.91)	2.45L	0:33.65	+2
10	8	SHEEZ MARVELLOUS Graham Kliese	8	71.6	0:10.24 800m	0:57.43 [10] (0:12.76)	0:44.67 [2] (0:10.24)	0:34.43 [2] (0:10.94)	0:23.49 [2] (0:11.27)	0:12.22 [3] (0:12.22)	2.97L	0:34.43	+0

Scratched: Calm Is Power (#4)

[] Ranking at each section and finish
 -:-:- No data available at this section
 NA No data available

SCN Saddle cloth number
 DNF Did not finish
 DNT Did not track



Townsville QLD Professional

Race 6: CARLTON DRY RATINGS BAND 0 - 55 Handicap - 1000m

13 June 2024 - 15:23



Track Rating: Good 4, Weather: Fine, Rail Position: +3m 1000m-W/Post; True Remainder

Section	Overall	800m	600m	400m	200m	Last 600m
Field Times	0:56.92 (0:12.72)	0:44.20 (0:10.27)	0:33.93 (0:10.92)	0:23.01 (0:11.26)	0:11.75 (0:11.75)	0:33.93

Rank	TAB	Horse/Jockey	Barrier	Top Speed [km/h]	Fastest Section	Overall	800m	600m	400m	200m	Margin	Last 600m	Distance Travelled [m]
11	5	SKREATCH	7	71.4	0:10.37	0:57.65 [11]	0:44.46 [6]	0:34.09 [5]	0:23.22 [6]	0:12.12 [7]	4.3L	0:34.09	+0
		Adam Spinks		Overall	800m	(0:13.19)	(0:10.37)	(0:10.87)	(0:11.10)	(0:12.12)			

Scratched: Calm Is Power (#4)

[] Ranking at each section and finish
 -:-:- No data available at this section
 NA No data available

SCN Saddle cloth number
 DNF Did not finish
 DNT Did not track



Horse/Jockey Name	Wicklow Lass
Final Rank	1
Fastest Section Time (Section)	0:10.35 (800m)
Top Speed [km/h] (Section)	72.0 (Overall)
Race State	Finished



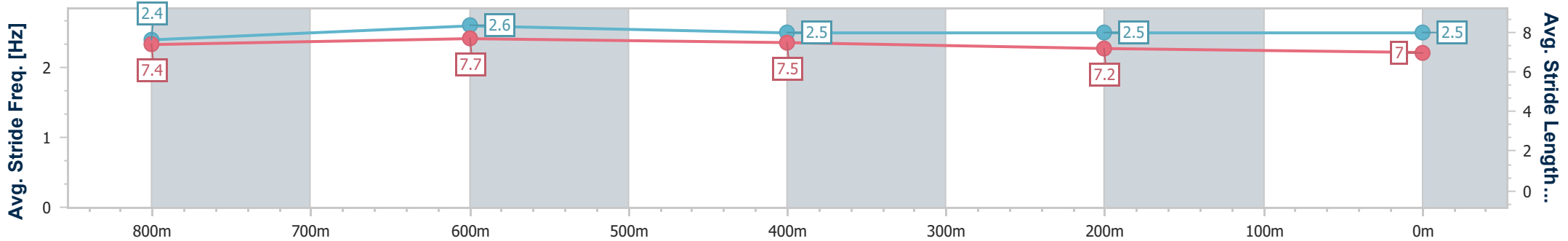
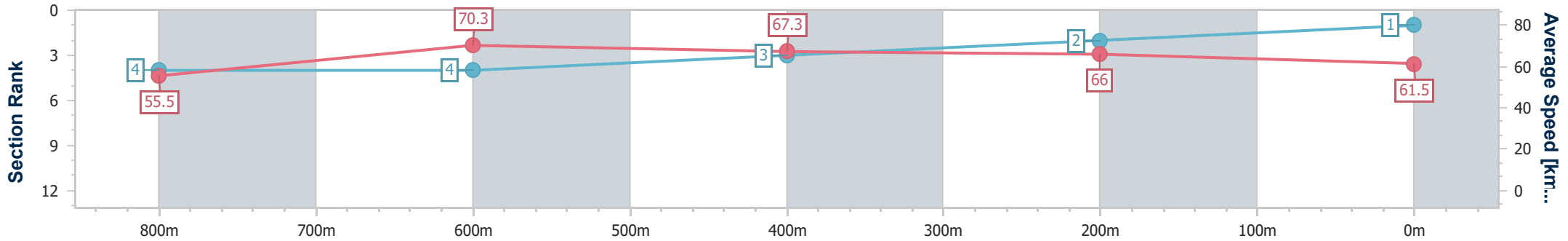
Townsville QLD Professional
Race 6: CARLTON DRY RATINGS BAND 0 - 55 Handicap - 1000m

13 June 2024 - 15:23

Track Rating: Good 4, Weather: Fine, Rail Position: +3m 1000m-W/Post; True Remainder



Section	Overall	800m	600m	400m	200m
Section Times	0:56.92 [1] (0:12.98)	0:43.94 [4] (0:10.35)	0:33.59 [4] (0:10.85)	0:22.74 [3] (0:11.02)	0:11.72 [2] (0:11.72)
Average Speed [km/h]	55.5	70.3	67.3	66.0	61.5
Top Speed [km/h]	72.0	72.0	69.0	66.5	65.0
Avg. Dist. to Rail [m]	7.1	3.1	2.6	6.9	7.2
Avg. Stride Freq. [Hz]	2.4	2.6	2.5	2.5	2.5
Avg. Stride Length [m]	7.4	7.7	7.5	7.2	7.0



- [] Ranking at each section and finish
- .-.- No data available at this section
- NA No data available



Horse/Jockey Name	Arrogant Heart
Final Rank	2
Fastest Section Time (Section)	0:10.34 (800m)
Top Speed [km/h] (Section)	71.6 (800m)
Race State	Finished



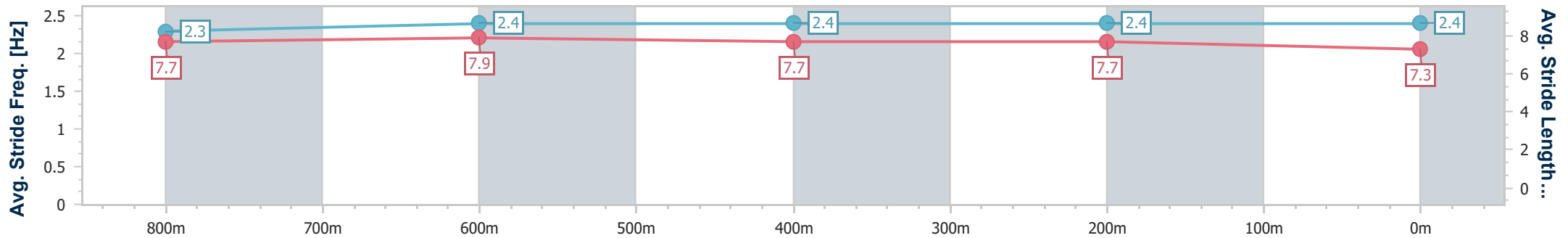
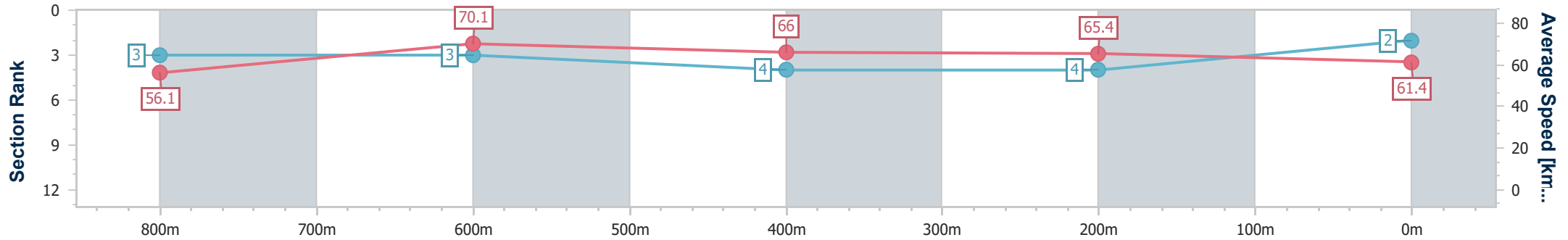
Townsville QLD Professional
Race 6: CARLTON DRY RATINGS BAND 0 - 55 Handicap - 1000m

13 June 2024 - 15:23

Track Rating: Good 4, Weather: Fine, Rail Position: +3m 1000m-W/Post; True Remainder



Section	Overall	800m	600m	400m	200m
Section Times	0:57.04 [2] (0:12.85)	0:44.19 [3] (0:10.34)	0:33.85 [3] (0:11.05)	0:22.80 [4] (0:11.08)	0:11.72 [4] (0:11.72)
Average Speed [km/h]	56.1	70.1	66.0	65.4	61.4
Top Speed [km/h]	71.3	71.6	67.0	66.4	63.9
Avg. Dist. to Rail [m]	2.6	1.9	2.4	3.7	4.0
Avg. Stride Freq. [Hz]	2.3	2.4	2.4	2.4	2.4
Avg. Stride Length [m]	7.7	7.9	7.7	7.7	7.3



- [] Ranking at each section and finish
- .-.- No data available at this section
- NA No data available



Horse/Jockey Name	Brave Intent
Final Rank	3
Fastest Section Time (Section)	0:10.54 (800m)
Top Speed [km/h] (Section)	70.3 (800m)
Race State	Finished



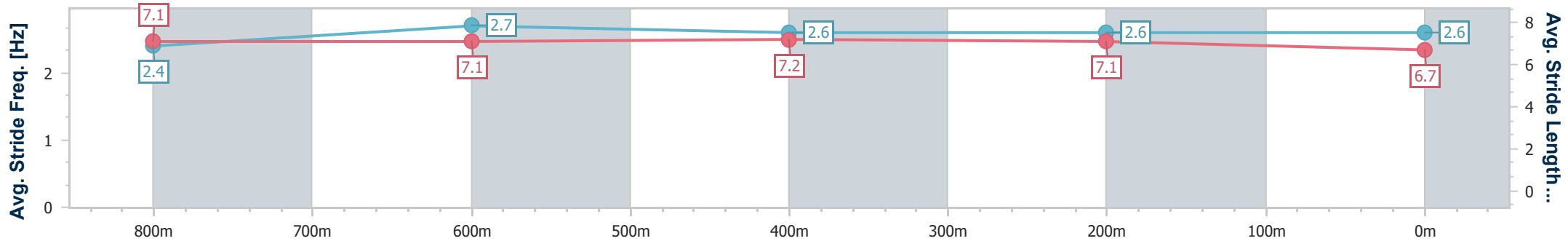
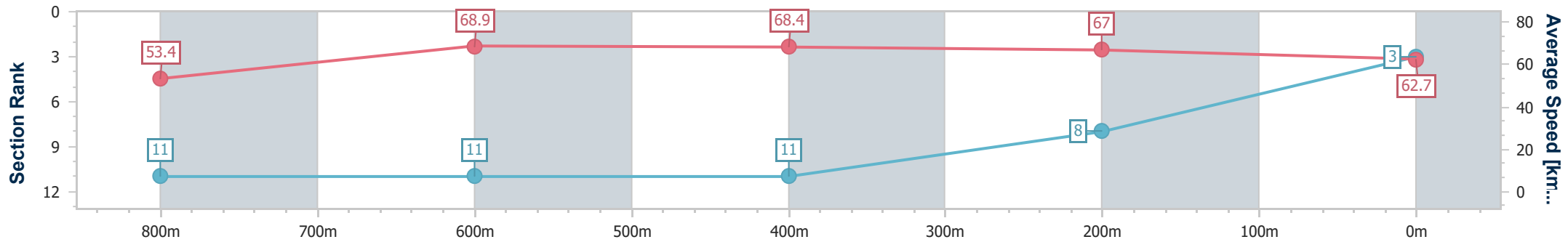
Townsville QLD Professional
Race 6: CARLTON DRY RATINGS BAND 0 - 55 Handicap - 1000m

13 June 2024 - 15:23

Track Rating: Good 4, Weather: Fine, Rail Position: +3m 1000m-W/Post; True Remainder



Section	Overall	800m	600m	400m	200m
Section Times	0:57.06 [3] (0:13.49)	0:43.57 [11] (0:10.54)	0:33.03 [11] (0:10.68)	0:22.35 [11] (0:10.86)	0:11.49 [8] (0:11.49)
Average Speed [km/h]	53.4	68.9	68.4	67.0	62.7
Top Speed [km/h]	68.4	70.3	69.6	67.8	66.3
Avg. Dist. to Rail [m]	4.6	2.2	3.3	6.4	8.3
Avg. Stride Freq. [Hz]	2.4	2.7	2.6	2.6	2.6
Avg. Stride Length [m]	7.1	7.1	7.2	7.1	6.7



- [] Ranking at each section and finish
- .-.- No data available at this section
- NA No data available



Horse/Jockey Name	My Artie
Final Rank	4
Fastest Section Time (Section)	0:10.37 (800m)
Top Speed [km/h] (Section)	71.3 (800m)
Race State	Finished



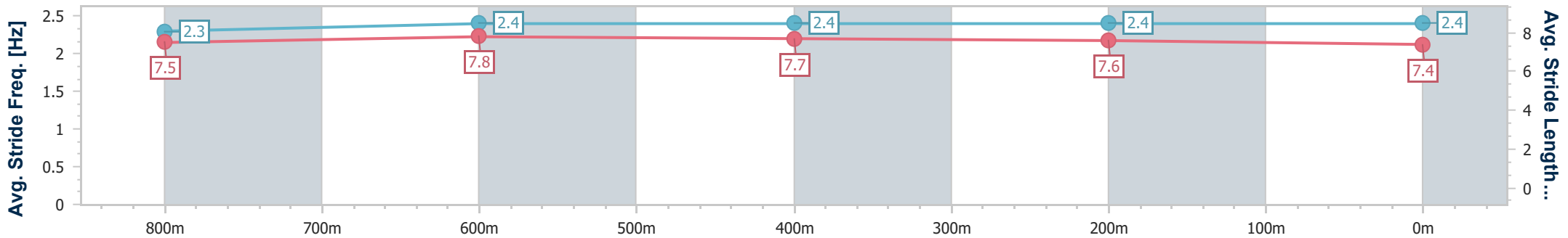
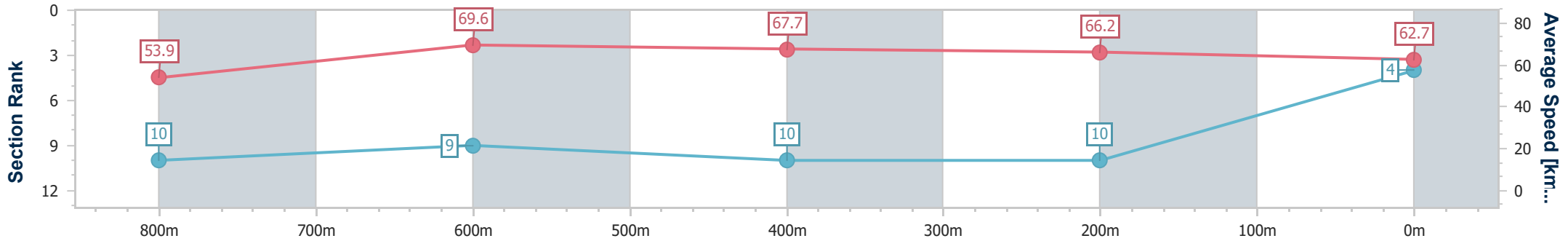
Townsville QLD Professional
Race 6: CARLTON DRY RATINGS BAND 0 - 55 Handicap - 1000m

13 June 2024 - 15:23

Track Rating: Good 4, Weather: Fine, Rail Position: +3m 1000m-W/Post; True Remainder



Section	Overall	800m	600m	400m	200m
Section Times	0:57.09 [4] (0:13.37)	0:43.72 [10] (0:10.37)	0:33.35 [9] (0:10.85)	0:22.50 [10] (0:11.02)	0:11.48 [10] (0:11.48)
Average Speed [km/h]	53.9	69.6	67.7	66.2	62.7
Top Speed [km/h]	68.6	71.3	68.2	67.4	65.9
Avg. Dist. to Rail [m]	2.5	1.1	3.9	6.6	5.8
Avg. Stride Freq. [Hz]	2.3	2.4	2.4	2.4	2.4
Avg. Stride Length [m]	7.5	7.8	7.7	7.6	7.4



- [] Ranking at each section and finish
- .-.- No data available at this section
- NA No data available



Horse/Jockey Name	Lucky Rolla
Final Rank	5
Fastest Section Time (Section)	0:10.40 (800m)
Top Speed [km/h] (Section)	70.9 (800m)
Race State	Finished



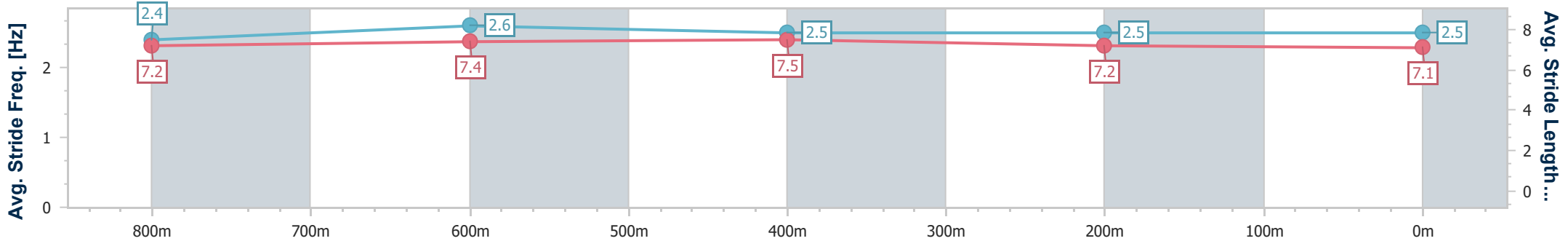
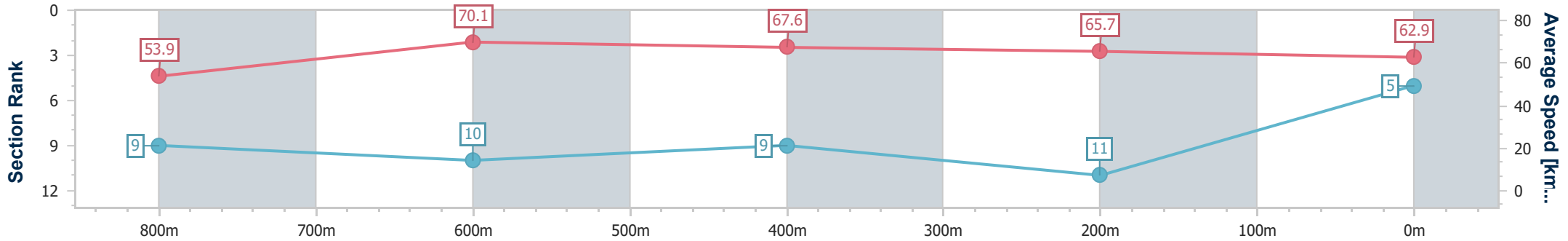
Townsville QLD Professional
Race 6: CARLTON DRY RATINGS BAND 0 - 55 Handicap - 1000m

13 June 2024 - 15:23

Track Rating: Good 4, Weather: Fine, Rail Position: +3m 1000m-W/Post; True Remainder



Section	Overall	800m	600m	400m	200m
Section Times	0:57.11 [5] (0:13.36)	0:43.75 [9] (0:10.40)	0:33.35 [10] (0:10.82)	0:22.53 [9] (0:11.07)	0:11.46 [11] (0:11.46)
Average Speed [km/h]	53.9	70.1	67.6	65.7	62.9
Top Speed [km/h]	68.6	70.9	69.3	67.1	65.6
Avg. Dist. to Rail [m]	10.7	3.2	3.7	6.8	10.1
Avg. Stride Freq. [Hz]	2.4	2.6	2.5	2.5	2.5
Avg. Stride Length [m]	7.2	7.4	7.5	7.2	7.1



- [] Ranking at each section and finish
- .-.- No data available at this section
- NA No data available



Horse/Jockey Name	Elie Joe
Final Rank	6
Fastest Section Time (Section)	0:10.27 (800m)
Top Speed [km/h] (Section)	72.0 (800m)
Race State	Finished



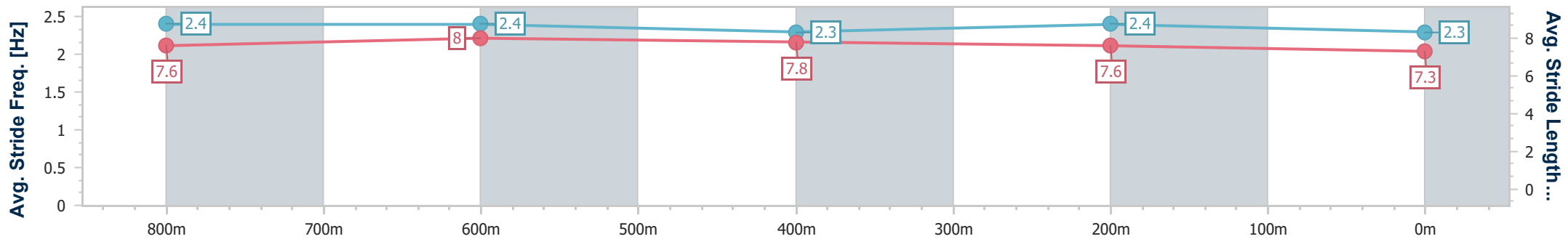
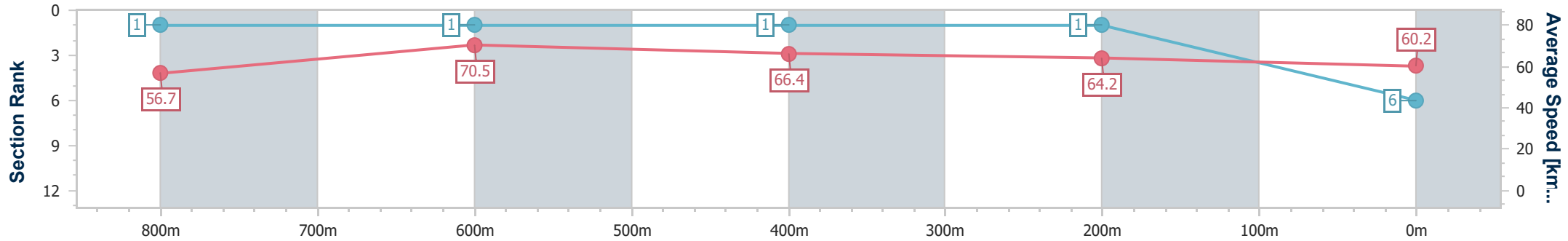
Townsville QLD Professional
Race 6: CARLTON DRY RATINGS BAND 0 - 55 Handicap - 1000m

13 June 2024 - 15:23

Track Rating: Good 4, Weather: Fine, Rail Position: +3m 1000m-W/Post; True Remainder



Section	Overall	800m	600m	400m	200m
Section Times	0:57.18 [6] (0:12.72)	0:44.46 [1] (0:10.27)	0:34.19 [1] (0:10.92)	0:23.27 [1] (0:11.26)	0:12.01 [1] (0:12.01)
Average Speed [km/h]	56.7	70.5	66.4	64.2	60.2
Top Speed [km/h]	71.6	72.0	67.9	65.6	63.0
Avg. Dist. to Rail [m]	5.0	1.4	2.0	4.1	4.6
Avg. Stride Freq. [Hz]	2.4	2.4	2.3	2.4	2.3
Avg. Stride Length [m]	7.6	8.0	7.8	7.6	7.3



- [] Ranking at each section and finish
- .-.- No data available at this section
- NA No data available



Horse/Jockey Name	Winning Saga
Final Rank	7
Fastest Section Time (Section)	0:10.46 (800m)
Top Speed [km/h] (Section)	69.5 (800m)
Race State	Finished



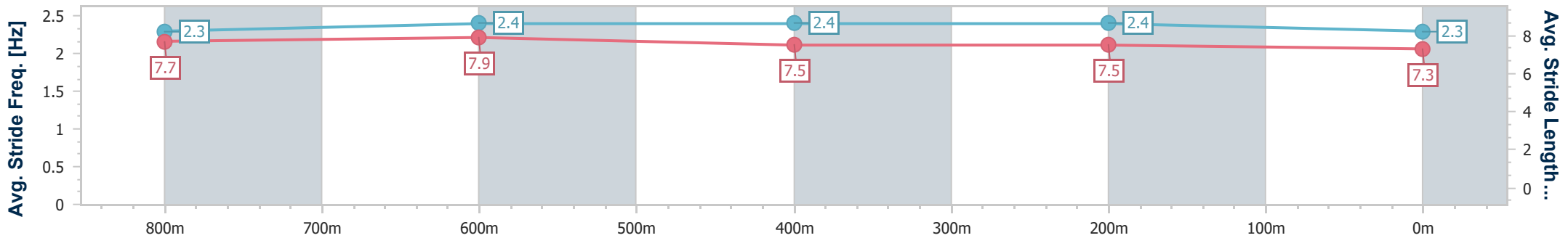
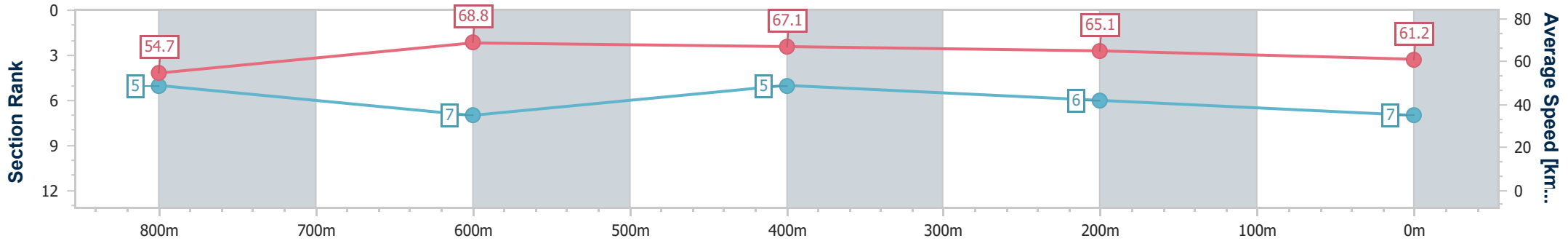
Townsville QLD Professional
Race 6: CARLTON DRY RATINGS BAND 0 - 55 Handicap - 1000m

13 June 2024 - 15:23

Track Rating: Good 4, Weather: Fine, Rail Position: +3m 1000m-W/Post; True Remainder



Section	Overall	800m	600m	400m	200m
Section Times	0:57.25 [7] (0:13.17)	0:44.08 [5] (0:10.46)	0:33.62 [7] (0:10.75)	0:22.87 [5] (0:11.11)	0:11.76 [6] (0:11.76)
Average Speed [km/h]	54.7	68.8	67.1	65.1	61.2
Top Speed [km/h]	68.6	69.5	68.6	66.5	64.9
Avg. Dist. to Rail [m]	2.9	0.5	0.6	2.2	0.7
Avg. Stride Freq. [Hz]	2.3	2.4	2.4	2.4	2.3
Avg. Stride Length [m]	7.7	7.9	7.5	7.5	7.3



- [] Ranking at each section and finish
- .-.- No data available at this section
- NA No data available



Horse/Jockey Name	Wemyss
Final Rank	8
Fastest Section Time (Section)	0:10.32 (800m)
Top Speed [km/h] (Section)	71.6 (800m)
Race State	Finished



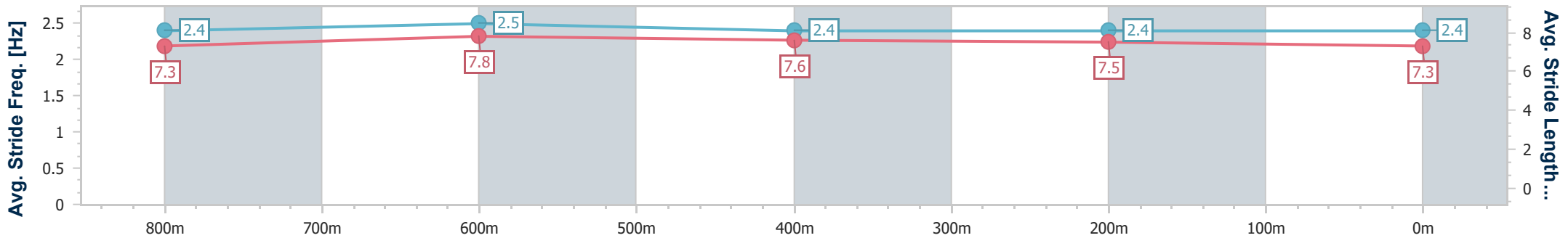
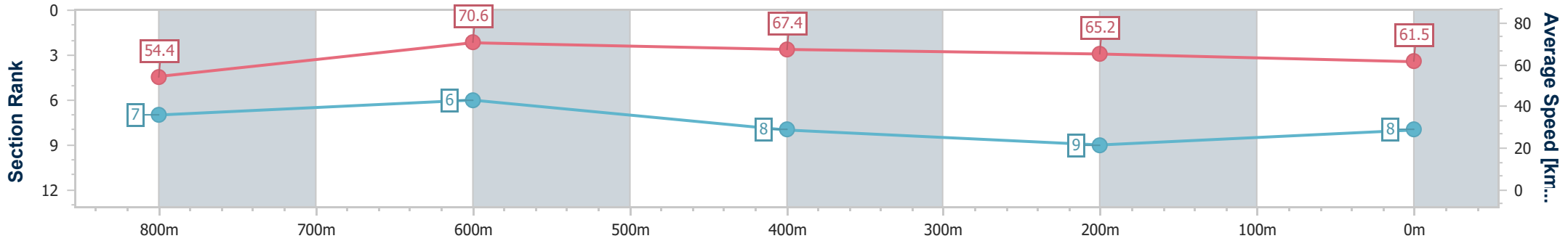
Townsville QLD Professional
Race 6: CARLTON DRY RATINGS BAND 0 - 55 Handicap - 1000m

13 June 2024 - 15:23

Track Rating: Good 4, Weather: Fine, Rail Position: +3m 1000m-W/Post; True Remainder



Section	Overall	800m	600m	400m	200m
Section Times	0:57.30 [8] (0:13.25)	0:44.05 [7] (0:10.32)	0:33.73 [6] (0:10.89)	0:22.84 [8] (0:11.14)	0:11.70 [9] (0:11.70)
Average Speed [km/h]	54.4	70.6	67.4	65.2	61.5
Top Speed [km/h]	71.4	71.6	69.4	66.3	65.3
Avg. Dist. to Rail [m]	8.3	3.4	3.9	5.3	7.3
Avg. Stride Freq. [Hz]	2.4	2.5	2.4	2.4	2.4
Avg. Stride Length [m]	7.3	7.8	7.6	7.5	7.3



- [] Ranking at each section and finish
- .-.- No data available at this section
- NA No data available



Horse/Jockey Name	Old Fashioned Rose
Final Rank	9
Fastest Section Time (Section)	0:10.39 (800m)
Top Speed [km/h] (Section)	70.9 (800m)
Race State	Finished



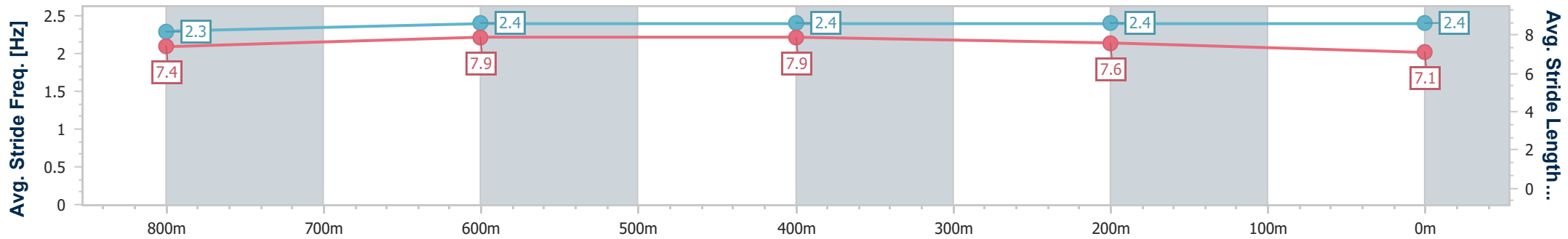
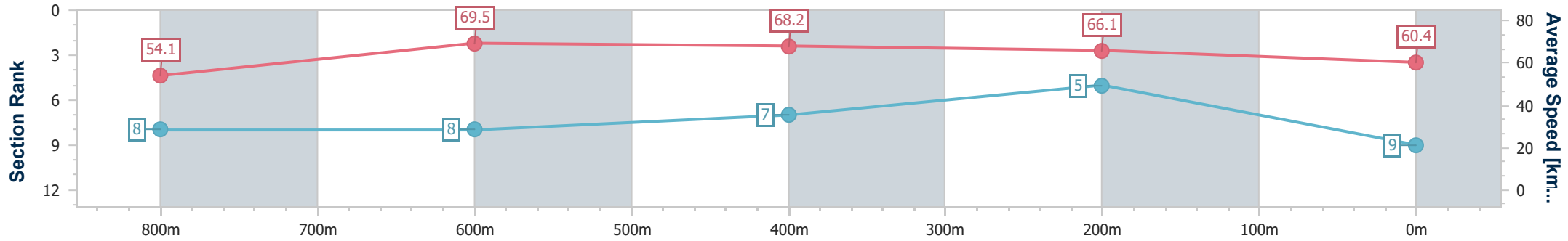
Townsville QLD Professional
Race 6: CARLTON DRY RATINGS BAND 0 - 55 Handicap - 1000m

13 June 2024 - 15:23

Track Rating: Good 4, Weather: Fine, Rail Position: +3m 1000m-W/Post; True Remainder



Section	Overall	800m	600m	400m	200m
Section Times	0:57.34 [9] (0:13.30)	0:44.04 [8] (0:10.39)	0:33.65 [8] (0:10.75)	0:22.90 [7] (0:10.99)	0:11.91 [5] (0:11.91)
Average Speed [km/h]	54.1	69.5	68.2	66.1	60.4
Top Speed [km/h]	70.2	70.9	70.7	66.8	64.5
Avg. Dist. to Rail [m]	10.9	4.2	3.7	5.1	6.0
Avg. Stride Freq. [Hz]	2.3	2.4	2.4	2.4	2.4
Avg. Stride Length [m]	7.4	7.9	7.9	7.6	7.1



- [] Ranking at each section and finish
- .-.- No data available at this section
- NA No data available



Horse/Jockey Name	Sheez Marvellous
Final Rank	10
Fastest Section Time (Section)	0:10.24 (800m)
Top Speed [km/h] (Section)	71.6 (800m)
Race State	Finished



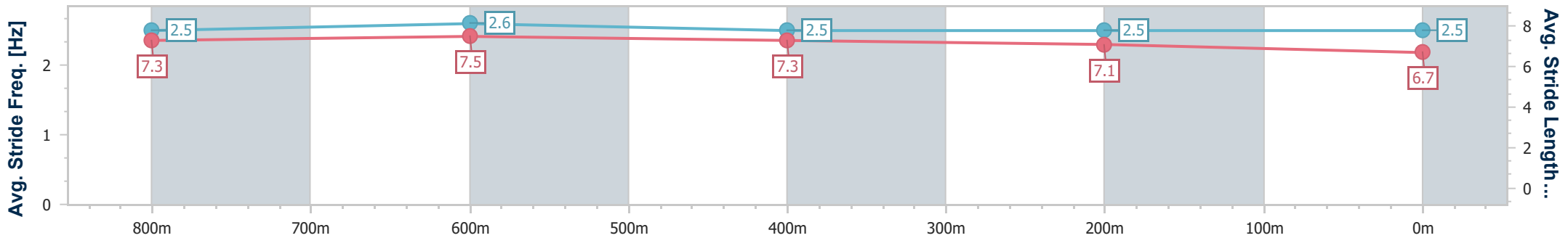
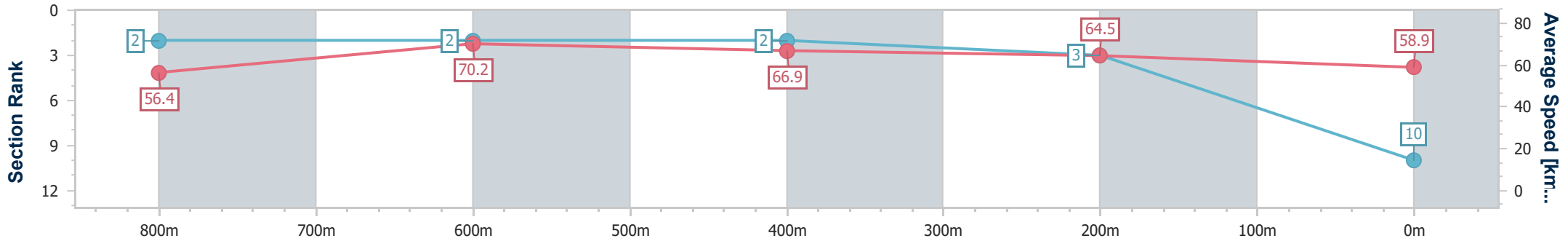
Townsville QLD Professional
Race 6: CARLTON DRY RATINGS BAND 0 - 55 Handicap - 1000m

13 June 2024 - 15:23

Track Rating: Good 4, Weather: Fine, Rail Position: +3m 1000m-W/Post; True Remainder



Section	Overall	800m	600m	400m	200m
Section Times	0:57.43 [10] (0:12.76)	0:44.67 [2] (0:10.24)	0:34.43 [2] (0:10.94)	0:23.49 [2] (0:11.27)	0:12.22 [3] (0:12.22)
Average Speed [km/h]	56.4	70.2	66.9	64.5	58.9
Top Speed [km/h]	71.3	71.6	68.4	66.2	62.9
Avg. Dist. to Rail [m]	7.7	1.9	3.3	5.7	5.4
Avg. Stride Freq. [Hz]	2.5	2.6	2.5	2.5	2.5
Avg. Stride Length [m]	7.3	7.5	7.3	7.1	6.7



- [] Ranking at each section and finish
- .-.- No data available at this section
- NA No data available



Horse/Jockey Name	Skreatch
Final Rank	11
Fastest Section Time (Section)	0:10.37 (800m)
Top Speed [km/h] (Section)	71.4 (Overall)
Race State	Finished



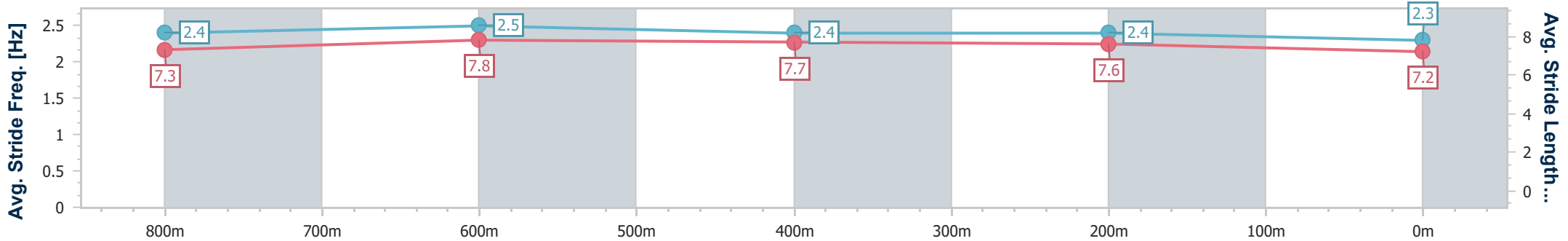
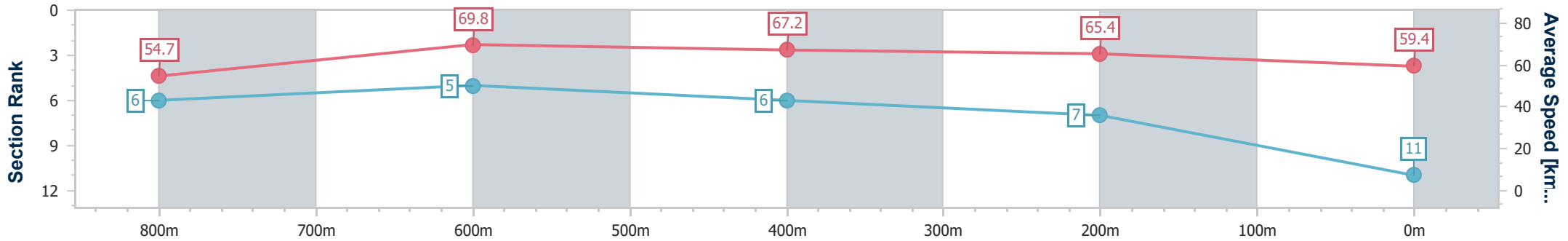
Townsville QLD Professional
Race 6: CARLTON DRY RATINGS BAND 0 - 55 Handicap - 1000m

13 June 2024 - 15:23

Track Rating: Good 4, Weather: Fine, Rail Position: +3m 1000m-W/Post; True Remainder



Section	Overall	800m	600m	400m	200m
Section Times	0:57.65 [11] (0:13.19)	0:44.46 [6] (0:10.37)	0:34.09 [5] (0:10.87)	0:23.22 [6] (0:11.10)	0:12.12 [7] (0:12.12)
Average Speed [km/h]	54.7	69.8	67.2	65.4	59.4
Top Speed [km/h]	71.4	70.9	68.9	66.9	64.6
Avg. Dist. to Rail [m]	8.4	2.8	3.0	5.4	8.5
Avg. Stride Freq. [Hz]	2.4	2.5	2.4	2.4	2.3
Avg. Stride Length [m]	7.3	7.8	7.7	7.6	7.2



- [] Ranking at each section and finish
- .-.- No data available at this section
- NA No data available



Townsville QLD Professional

Race 7: HYGAIN Class 3 Plate - 1609m

13 June 2024 - 16:01



Track Rating: Good 4, Weather: Fine, Rail Position: +3m 1000m-W/Post; True Remainder

Section		Field Times												
		Overall	1400m	1200m	1000m	800m	600m	400m	Last 600m					
		1:36.65 (0:14.86)	1:21.79 (0:11.45)	1:10.34 (0:11.37)	0:58.97 (0:11.48)	0:47.49 (0:11.69)	0:35.80 (0:11.74)	0:24.06 (0:11.72)	0:35.80					
Rank	TAB	Horse/Jockey	Barrier	Top Speed [km/h]	Fastest Section								Distance Travelled [m]	
1	2	VANCOUVER BAY Ashley Butler	2	64.3 600m	0:11.44 800m	1:36.65 [1] (0:14.94)	1:21.71 [2] (0:11.58)	1:10.13 [3] (0:11.63)	0:58.50 [4] (0:11.66)	0:46.84 [3] (0:11.44)	0:35.40 [4] (0:11.48)	0:23.92 [3] (0:11.58)	0:35.40	
2	1	FINSCEAL Ryan Wiggins	10	64.8 800m	0:11.27 800m	1:36.93 [2] (0:15.02)	1:21.91 [4] (0:11.51)	1:10.40 [4] (0:11.59)	0:58.81 [3] (0:11.69)	0:47.12 [4] (0:11.27)	0:35.85 [2] (0:11.61)	0:24.24 [2] (0:11.76)	0:35.85	+2
3	5	BETTA AL Lacey Morrison	7	65.0 800m	0:11.37 800m	1:37.07 [3] (0:15.26)	1:21.81 [7] (0:11.79)	1:10.02 [9] (0:11.81)	0:58.21 [9] (0:11.62)	0:46.59 [9] (0:11.37)	0:35.22 [9] (0:11.59)	0:23.63 [9] (0:11.54)	0:35.22	+4
4	3	DECRYPTING GOLD Jackson Murphy	1	64.5 800m	0:11.41 800m	1:37.09 [4] (0:15.18)	1:21.91 [6] (0:11.58)	1:10.33 [6] (0:11.70)	0:58.63 [5] (0:11.60)	0:47.03 [6] (0:11.41)	0:35.62 [6] (0:11.50)	0:24.12 [5] (0:11.75)	0:35.62	-4
5	8	GINGER MICK Justin Stanley	5	65.3 1400m	0:11.29 1200m	1:37.28 [5] (0:14.96)	1:22.32 [3] (0:11.43)	1:10.89 [2] (0:11.29)	0:59.60 [1] (0:11.48)	0:48.12 [1] (0:11.69)	0:36.43 [1] (0:11.74)	0:24.69 [1] (0:12.00)	0:36.43	-3
6	11	IT'S BEEN A TREK Graham Kliese	8	65.2 800m	0:11.33 800m	1:37.38 [6] (0:15.28)	1:22.10 [10] (0:11.53)	1:10.57 [7] (0:11.87)	0:58.70 [7] (0:11.62)	0:47.08 [7] (0:11.33)	0:35.75 [7] (0:11.63)	0:24.12 [7] (0:11.84)	0:35.75	+6
7	6	LITTLE RED PEPPER Masayuki Abe	6	65.1 600m	0:11.45 800m	1:37.39 [7] (0:15.26)	1:22.13 [9] (0:11.82)	1:10.31 [10] (0:11.73)	0:58.58 [8] (0:11.67)	0:46.91 [9] (0:11.45)	0:35.46 [10] (0:11.45)	0:24.01 [8] (0:11.63)	0:35.46	+1
8	4	CHOQUANT Nathan Thomas	3	64.8 Overall	0:11.45 1400m	1:37.47 [8] (0:14.86)	1:22.61 [1] (0:11.45)	1:11.16 [1] (0:11.68)	0:59.48 [2] (0:11.62)	0:47.86 [2] (0:11.58)	0:36.28 [3] (0:11.69)	0:24.59 [4] (0:11.91)	0:36.28	-5
9	9	RUPERT'S BOY Adrian Layt	4	65.5 Overall	0:11.36 800m	1:37.90 [9] (0:15.08)	1:22.82 [5] (0:11.64)	1:11.18 [5] (0:11.74)	0:59.44 [6] (0:11.60)	0:47.84 [5] (0:11.36)	0:36.48 [5] (0:11.66)	0:24.82 [6] (0:11.89)	0:36.48	+4
10	10	SHADOW ECLIPSE Adam Spinks	11	64.9 800m	0:11.37 800m	1:38.02 [10] (0:15.26)	1:22.76 [8] (0:11.78)	1:10.98 [8] (0:11.96)	0:59.02 [10] (0:11.44)	0:47.58 [8] (0:11.37)	0:36.21 [8] (0:11.68)	0:24.53 [10] (0:12.01)	0:36.21	+8

[] Ranking at each section and finish
 -:-:- No data available at this section
 NA No data available

SCN Saddle cloth number
 DNF Did not finish
 DNT Did not track



Townsville QLD Professional
Race 7: HYGAIN Class 3 Plate - 1609m
 13 June 2024 - 16:01



Track Rating: Good 4, Weather: Fine, Rail Position: +3m 1000m-W/Post; True Remainder

Section		Overall	1400m	1200m	1000m	800m	600m	400m	Last 600m				
Field Times		1:36.65 (0:14.86)	1:21.79 (0:11.45)	1:10.34 (0:11.37)	0:58.97 (0:11.48)	0:47.49 (0:11.69)	0:35.80 (0:11.74)	0:24.06 (0:11.72)	0:35.80				
Rank	TAB Horse/Jockey	Barrier	Top Speed [km/h]	Fastest Section					Distance Travelled [m]				
11	7 ACCTORIES Chelsea Jokic	9	65.3	0:11.39	1:38.82 [11] (0:15.84)	1:22.98 [11] (0:11.45)	1:11.53 [11] (0:12.07)	0:59.46 [11] (0:11.39)	0:48.07 [11] (0:11.43)	0:36.64 [11] (0:11.50)	0:25.14 [11] (0:12.13)	0:36.64	-2

[] Ranking at each section and finish
 -:-:- No data available at this section
 NA No data available

SCN Saddle cloth number
 DNF Did not finish
 DNT Did not track



Townsville QLD Professional

Race 7: HYGAIN Class 3 Plate - 1609m

13 June 2024 - 16:01



Track Rating: Good 4, Weather: Fine, Rail Position: +3m 1000m-W/Post; True Remainder

Section				200m				Last 600m	
Field Times				0:12.34				0:35.80	
				(0:12.34)					
Rank	TAB	Horse/Jockey	Barrier	Top Speed [km/h]	Fastest Section	Margin			Distance Travelled [m]
1	2	VANCOUVER BAY Ashley Butler	2	64.3 600m	0:11.44 800m	0:12.34 [1] (0:12.34)	1:36.65		0:35.40
2	1	FINSCEAL Ryan Wiggins	10	64.8 800m	0:11.27 800m	0:12.48 [2] (0:12.48)	1.65L		0:35.85 +2
3	5	BETTA AL Lacey Morrison	7	65.0 800m	0:11.37 800m	0:12.09 [7] (0:12.09)	2.49L		0:35.22 +4
4	3	DECRYPTING GOLD Jackson Murphy	1	64.5 800m	0:11.41 800m	0:12.37 [4] (0:12.37)	2.56L		0:35.62 -4
5	8	GINGER MICK Justin Stanley	5	65.3 1400m	0:11.29 1200m	0:12.69 [3] (0:12.69)	3.72L		0:36.43 -3
6	11	IT'S BEEN A TREK Graham Kliese	8	65.2 800m	0:11.33 800m	0:12.28 [9] (0:12.28)	4.29L		0:35.75 +6
7	6	LITTLE RED PEPPER Masayuki Abe	6	65.1 600m	0:11.45 800m	0:12.38 [8] (0:12.38)	4.37L		0:35.46 +1
8	4	CHOQUANT Nathan Thomas	3	64.8 Overall	0:11.45 1400m	0:12.68 [5] (0:12.68)	4.85L		0:36.28 -5
9	9	RUPERT'S BOY Adrian Layt	4	65.5 Overall	0:11.36 800m	0:12.93 [6] (0:12.93)	7.36L		0:36.48 +4
10	10	SHADOW ECLIPSE Adam Spinks	11	64.9 800m	0:11.37 800m	0:12.52 [10] (0:12.52)	8.03L		0:36.21 +8

[] Ranking at each section and finish
 -:-:- No data available at this section
 NA No data available

SCN Saddle cloth number
 DNF Did not finish
 DNT Did not track



Townsville QLD Professional
Race 7: HYGAIN Class 3 Plate - 1609m
13 June 2024 - 16:01



Track Rating: Good 4, Weather: Fine, Rail Position: +3m 1000m-W/Post; True Remainder

Section				200m				Last 600m		
Field Times				0:12.34 (0:12.34)				0:35.80		
Rank	TAB	Horse/Jockey	Barrier	Top Speed [km/h]	Fastest Section	Margin			Distance Travelled [m]	
11	7	ACCTORIES	9	65.3	0:11.39	0:13.01 [11]	12.78L		0:36.64	-2
		Chelsea Jokic		1000m	1000m	(0:13.01)				



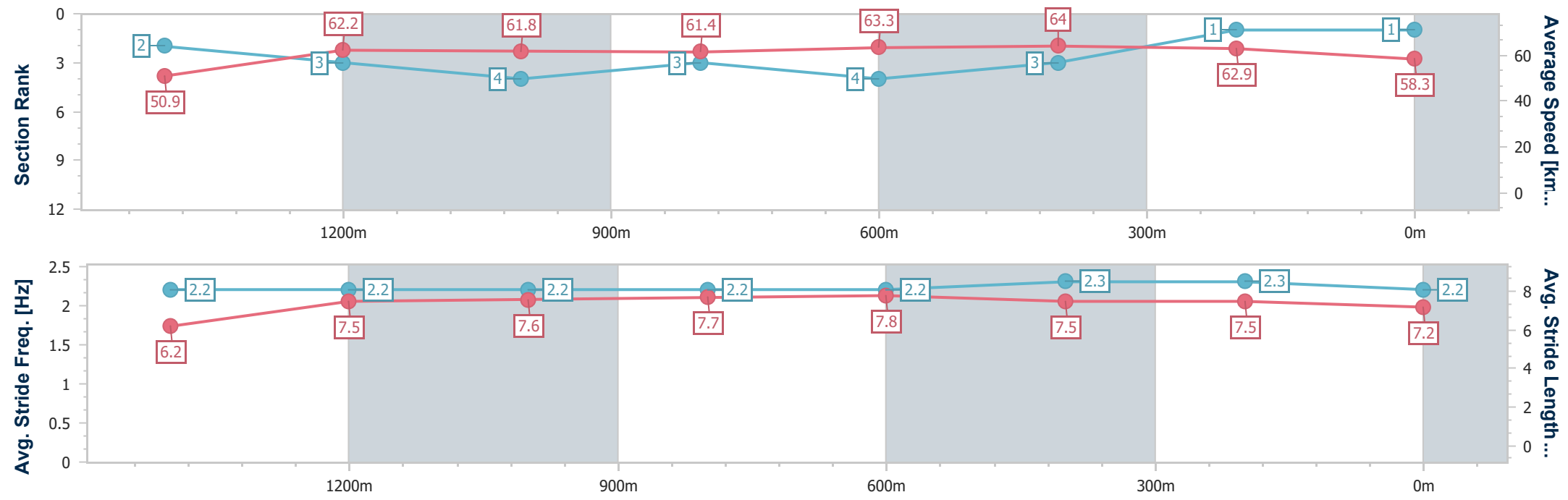
Horse/Jockey Name	Vancouver Bay
Final Rank	1
Fastest Section Time (Section)	0:11.44 (800m)
Top Speed [km/h] (Section)	64.3 (600m)
Race State	Finished



Townsville QLD Professional
Race 7: HYGAIN Class 3 Plate - 1609m
 13 June 2024 - 16:01
 Track Rating: Good 4, Weather: Fine, Rail Position: +3m 1000m-
 W/Post; True Remainder



Section	Overall	1400m	1200m	1000m	800m	600m	400m	200m						
Section Times	1:36.65 [1] (0:14.94)	1:21.71 [2] (0:11.58)	1:10.13 [3] (0:11.63)	0:58.50 [4] (0:11.66)	0:46.84 [3] (0:11.44)	0:35.40 [4] (0:11.48)	0:23.92 [3] (0:11.58)	0:12.34 [1] (0:12.34)						
Average Speed [km/h]	50.9	62.2	61.8	61.4	63.3	64.0	62.9	58.3						
Top Speed [km/h]	62.9	63.0	62.7	62.9	63.9	64.3	63.7	61.5						
Avg. Dist. to Rail [m]	4.6	1.1	1.1	1.0	1.3	3.9	5.8	8.1						
Avg. Stride Freq. [Hz]	2.2	2.2	2.2	2.2	2.2	2.3	2.3	2.2						
Avg. Stride Length [m]	6.2	7.5	7.6	7.7	7.8	7.5	7.5	7.2						



- [] Ranking at each section and finish
- .-.- No data available at this section
- NA No data available



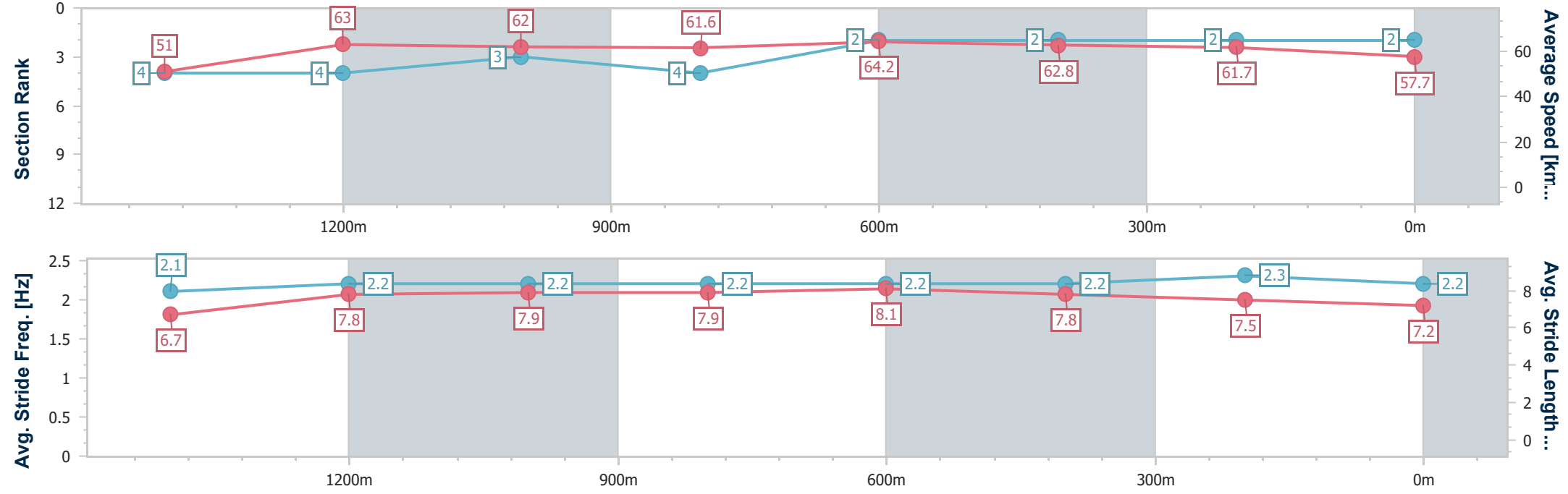
Horse/Jockey Name	Finsceal
Final Rank	2
Fastest Section Time (Section)	0:11.27 (800m)
Top Speed [km/h] (Section)	64.8 (800m)
Race State	Finished



Townsville QLD Professional
 Race 7: HYGAIN Class 3 Plate - 1609m
 13 June 2024 - 16:01
 Track Rating: Good 4, Weather: Fine, Rail Position: +3m 1000m-
 W/Post; True Remainder



Section	Overall	1400m	1200m	1000m	800m	600m	400m	200m
Section Times	1:36.93 [2] (0:15.02)	1:21.91 [4] (0:11.51)	1:10.40 [4] (0:11.59)	0:58.81 [3] (0:11.69)	0:47.12 [4] (0:11.27)	0:35.85 [2] (0:11.61)	0:24.24 [2] (0:11.76)	0:12.48 [2] (0:12.48)
Average Speed [km/h]	51.0	63.0	62.0	61.6	64.2	62.8	61.7	57.7
Top Speed [km/h]	63.7	63.9	62.5	64.0	64.8	63.6	62.5	60.9
Avg. Dist. to Rail [m]	9.5	2.0	1.2	0.6	0.7	2.8	4.0	5.7
Avg. Stride Freq. [Hz]	2.1	2.2	2.2	2.2	2.2	2.2	2.3	2.2
Avg. Stride Length [m]	6.7	7.8	7.9	7.9	8.1	7.8	7.5	7.2



- [] Ranking at each section and finish
- .-.- No data available at this section
- NA No data available



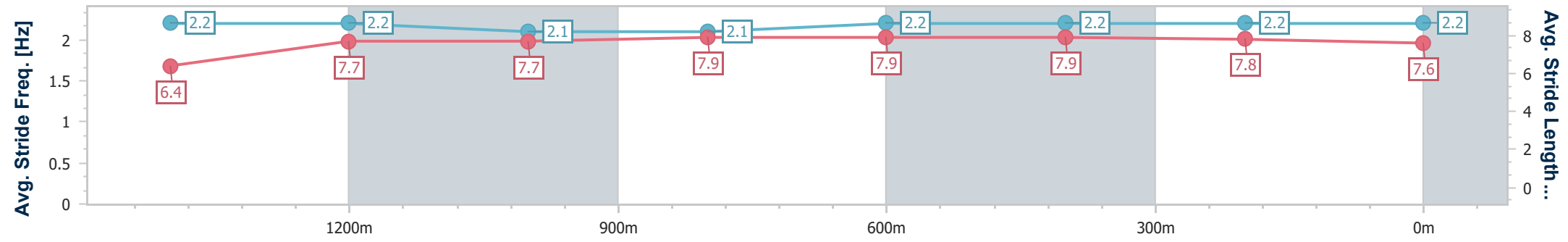
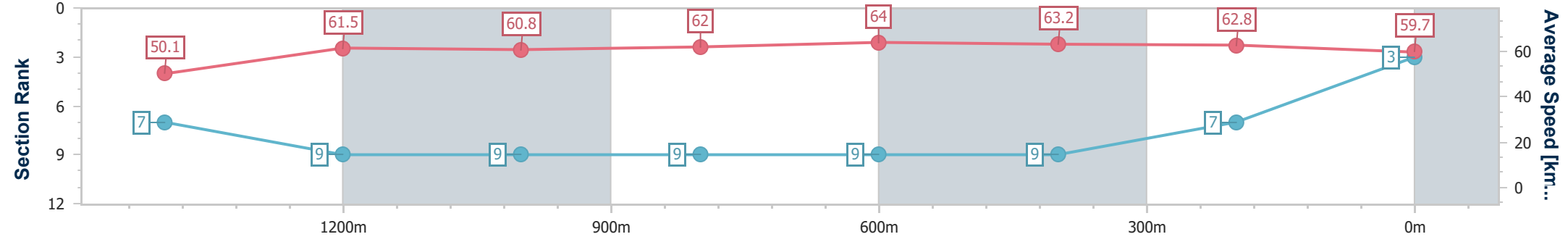
Horse/Jockey Name	Betta AI
Final Rank	3
Fastest Section Time (Section)	0:11.37 (800m)
Top Speed [km/h] (Section)	65.0 (800m)
Race State	Finished



Townsville QLD Professional
Race 7: HYGAIN Class 3 Plate - 1609m
 13 June 2024 - 16:01
 Track Rating: Good 4, Weather: Fine, Rail Position: +3m 1000m-
 W/Post; True Remainder



Section	Overall	1400m	1200m	1000m	800m	600m	400m	200m						
Section Times	1:37.07 [3] (0:15.26)	1:21.81 [7] (0:11.79)	1:10.02 [9] (0:11.81)	0:58.21 [9] (0:11.62)	0:46.59 [9] (0:11.37)	0:35.22 [9] (0:11.59)	0:23.63 [9] (0:11.54)	0:12.09 [7] (0:12.09)						
Average Speed [km/h]	50.1	61.5	60.8	62.0	64.0	63.2	62.8	59.7						
Top Speed [km/h]	62.8	62.6	62.5	64.0	65.0	64.9	63.2	62.4						
Avg. Dist. to Rail [m]	8.4	2.5	1.4	0.6	2.0	3.3	4.1	5.6						
Avg. Stride Freq. [Hz]	2.2	2.2	2.1	2.1	2.2	2.2	2.2	2.2						
Avg. Stride Length [m]	6.4	7.7	7.7	7.9	7.9	7.9	7.8	7.6						



- [] Ranking at each section and finish
- .-.- No data available at this section
- NA No data available



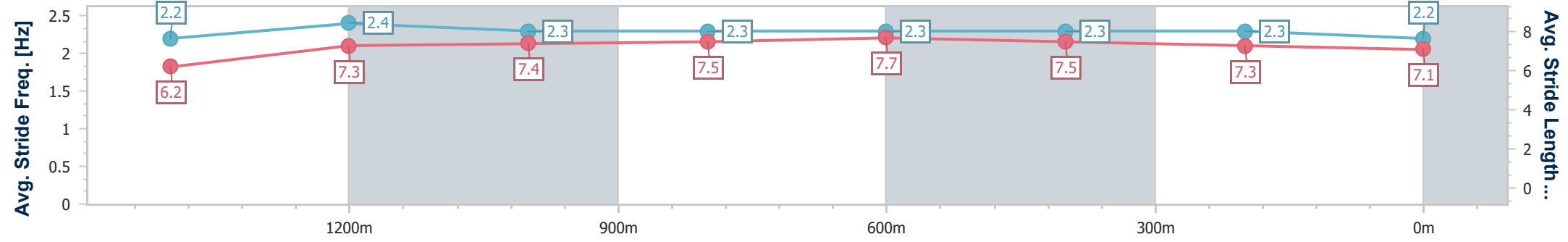
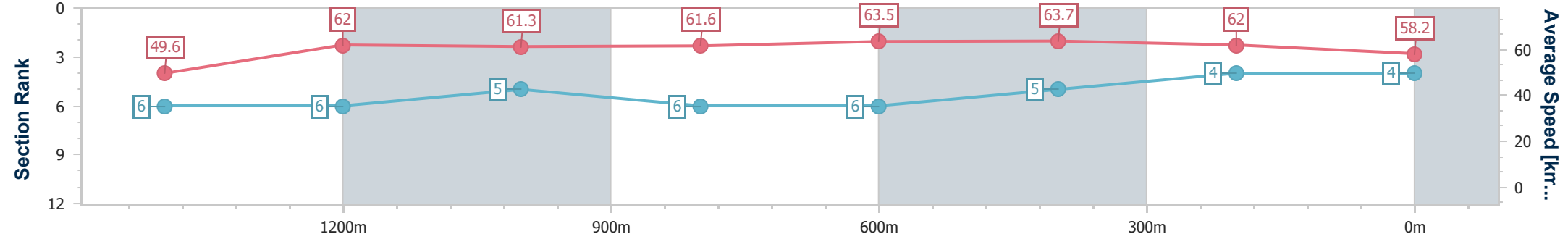
Horse/Jockey Name	Decrypting Gold
Final Rank	4
Fastest Section Time (Section)	0:11.41 (800m)
Top Speed [km/h] (Section)	64.5 (800m)
Race State	Finished



Townsville QLD Professional
Race 7: HYGAIN Class 3 Plate - 1609m
 13 June 2024 - 16:01
 Track Rating: Good 4, Weather: Fine, Rail Position: +3m 1000m-
 W/Post; True Remainder



Section	Overall	1400m	1200m	1000m	800m	600m	400m	200m						
Section Times	1:37.09 [4] (0:15.18)	1:21.91 [6] (0:11.58)	1:10.33 [6] (0:11.70)	0:58.63 [5] (0:11.60)	0:47.03 [6] (0:11.41)	0:35.62 [6] (0:11.50)	0:24.12 [5] (0:11.75)	0:12.37 [4] (0:12.37)						
Average Speed [km/h]	49.6	62.0	61.3	61.6	63.5	63.7	62.0	58.2						
Top Speed [km/h]	63.3	63.3	62.6	62.0	64.5	64.4	62.9	61.5						
Avg. Dist. to Rail [m]	2.6	1.1	1.8	1.7	1.5	3.7	5.9	8.7						
Avg. Stride Freq. [Hz]	2.2	2.4	2.3	2.3	2.3	2.3	2.3	2.2						
Avg. Stride Length [m]	6.2	7.3	7.4	7.5	7.7	7.5	7.3	7.1						



- [] Ranking at each section and finish
- .-.- No data available at this section
- NA No data available



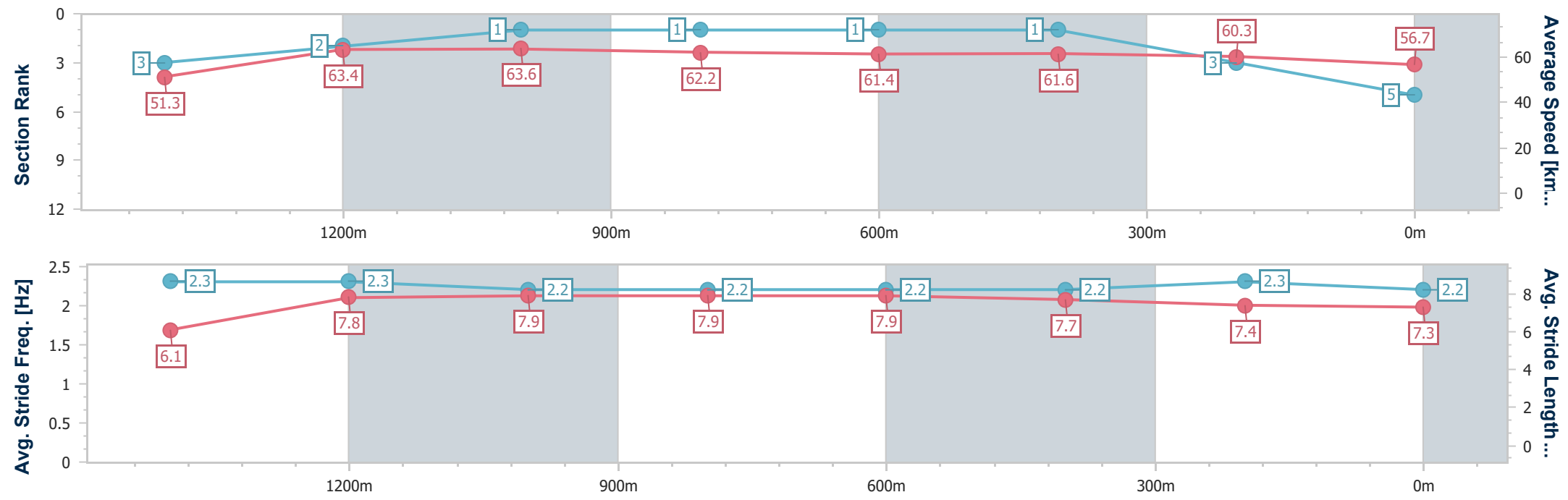
Horse/Jockey Name	Ginger Mick
Final Rank	5
Fastest Section Time (Section)	0:11.29 (1200m)
Top Speed [km/h] (Section)	65.3 (1400m)
Race State	Finished



Townsville QLD Professional
 Race 7: HYGAIN Class 3 Plate - 1609m
 13 June 2024 - 16:01
 Track Rating: Good 4, Weather: Fine, Rail Position: +3m 1000m-
 W/Post; True Remainder



Section	Overall	1400m	1200m	1000m	800m	600m	400m	200m						
Section Times	1:37.28 [5] (0:14.96)	1:22.32 [3] (0:11.43)	1:10.89 [2] (0:11.29)	0:59.60 [1] (0:11.48)	0:48.12 [1] (0:11.69)	0:36.43 [1] (0:11.74)	0:24.69 [1] (0:12.00)	0:12.69 [3] (0:12.69)						
Average Speed [km/h]	51.3	63.4	63.6	62.2	61.4	61.6	60.3	56.7						
Top Speed [km/h]	65.0	65.3	65.2	62.6	62.3	62.2	61.2	59.2						
Avg. Dist. to Rail [m]	9.4	2.1	1.6	1.7	0.4	1.0	2.0	2.4						
Avg. Stride Freq. [Hz]	2.3	2.3	2.2	2.2	2.2	2.2	2.3	2.2						
Avg. Stride Length [m]	6.1	7.8	7.9	7.9	7.9	7.7	7.4	7.3						



- [] Ranking at each section and finish
- .-.- No data available at this section
- NA No data available



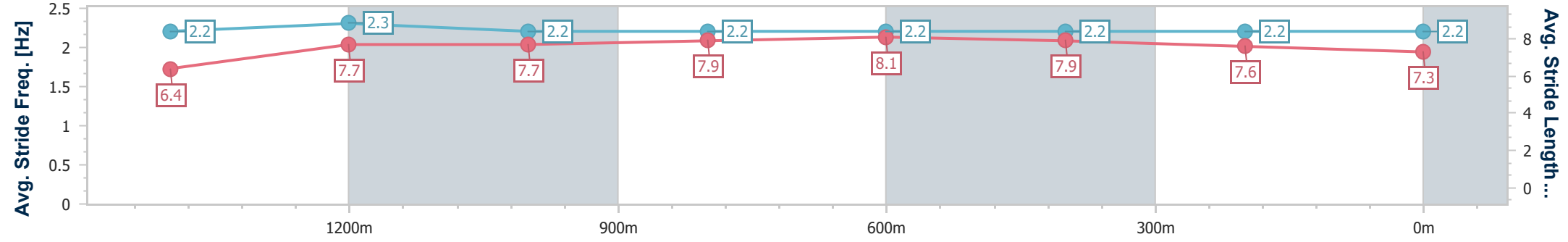
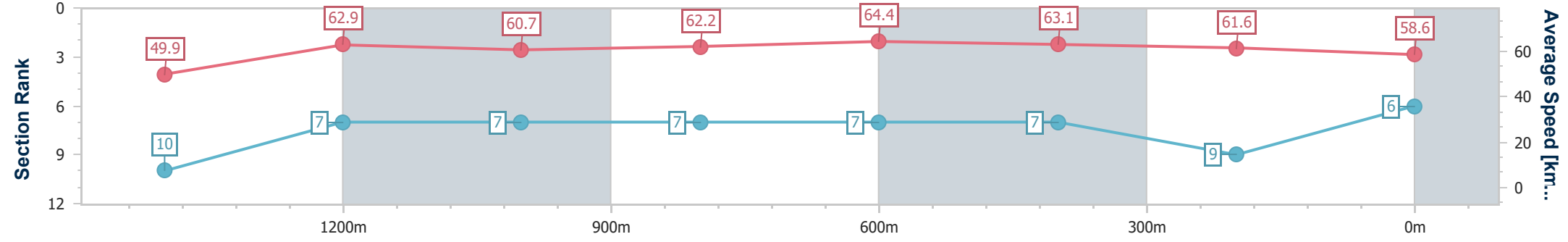
Horse/Jockey Name	It's Been A Trek
Final Rank	6
Fastest Section Time (Section)	0:11.33 (800m)
Top Speed [km/h] (Section)	65.2 (800m)
Race State	Finished



Townsville QLD Professional
 Race 7: HYGAIN Class 3 Plate - 1609m
 13 June 2024 - 16:01
 Track Rating: Good 4, Weather: Fine, Rail Position: +3m 1000m-
 W/Post; True Remainder



Section	Overall	1400m	1200m	1000m	800m	600m	400m	200m
Section Times	1:37.38 [6] (0:15.28)	1:22.10 [10] (0:11.53)	1:10.57 [7] (0:11.87)	0:58.70 [7] (0:11.62)	0:47.08 [7] (0:11.33)	0:35.75 [7] (0:11.63)	0:24.12 [7] (0:11.84)	0:12.28 [9] (0:12.28)
Average Speed [km/h]	49.9	62.9	60.7	62.2	64.4	63.1	61.6	58.6
Top Speed [km/h]	62.8	64.5	62.7	63.3	65.2	64.6	63.1	61.2
Avg. Dist. to Rail [m]	7.2	3.5	2.1	0.9	2.7	3.8	7.9	11.3
Avg. Stride Freq. [Hz]	2.2	2.3	2.2	2.2	2.2	2.2	2.2	2.2
Avg. Stride Length [m]	6.4	7.7	7.7	7.9	8.1	7.9	7.6	7.3



- [] Ranking at each section and finish
- .-.- No data available at this section
- NA No data available



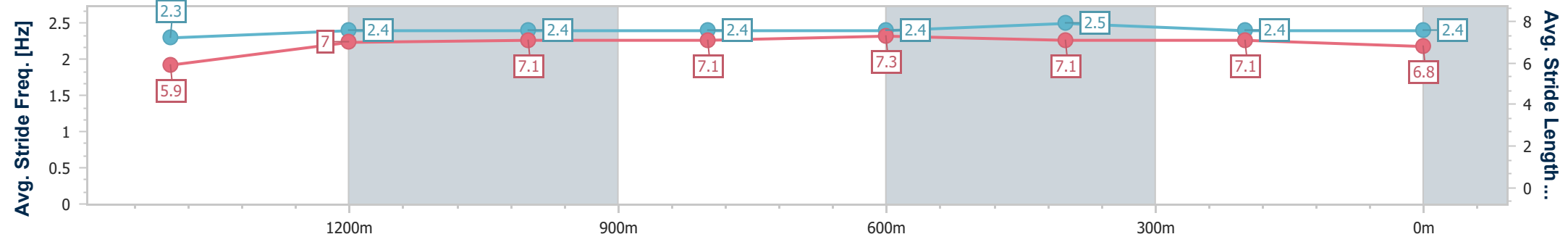
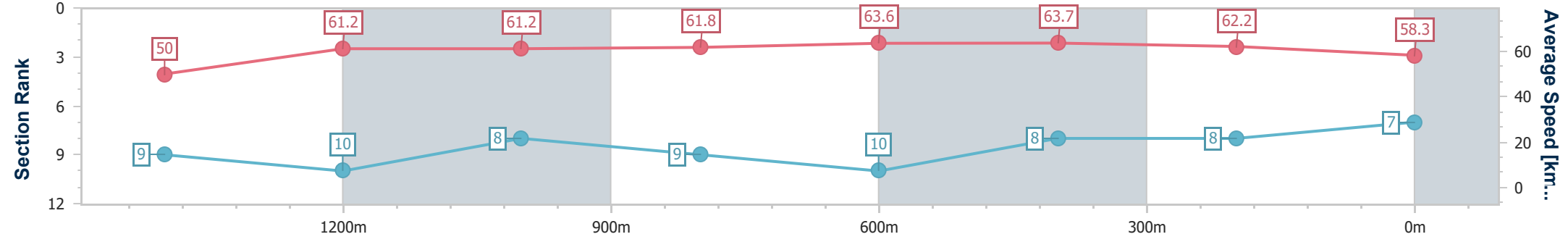
Horse/Jockey Name	Little Red Pepper
Final Rank	7
Fastest Section Time (Section)	0:11.45 (800m)
Top Speed [km/h] (Section)	65.1 (600m)
Race State	Finished



Townsville QLD Professional
Race 7: HYGAIN Class 3 Plate - 1609m
 13 June 2024 - 16:01
 Track Rating: Good 4, Weather: Fine, Rail Position: +3m 1000m-
 W/Post; True Remainder



Section	Overall	1400m	1200m	1000m	800m	600m	400m	200m					
Section Times	1:37.39 [7] (0:15.26)	1:22.13 [9] (0:11.82)	1:10.31 [10] (0:11.73)	0:58.58 [8] (0:11.67)	0:46.91 [9] (0:11.45)	0:35.46 [10] (0:11.45)	0:24.01 [8] (0:11.63)	0:12.38 [8] (0:12.38)					
Average Speed [km/h]	50.0	61.2	61.2	61.8	63.6	63.7	62.2	58.3					
Top Speed [km/h]	62.9	61.8	62.3	63.5	64.2	65.1	64.3	62.1					
Avg. Dist. to Rail [m]	7.1	1.1	0.8	1.0	2.1	2.6	4.3	9.4					
Avg. Stride Freq. [Hz]	2.3	2.4	2.4	2.4	2.4	2.5	2.4	2.4					
Avg. Stride Length [m]	5.9	7.0	7.1	7.1	7.3	7.1	7.1	6.8					



- [] Ranking at each section and finish
- .-.- No data available at this section
- NA No data available



Horse/Jockey Name	Choquant
Final Rank	8
Fastest Section Time (Section)	0:11.45 (1400m)
Top Speed [km/h] (Section)	64.8 (Overall)
Race State	Finished



Townsville QLD Professional

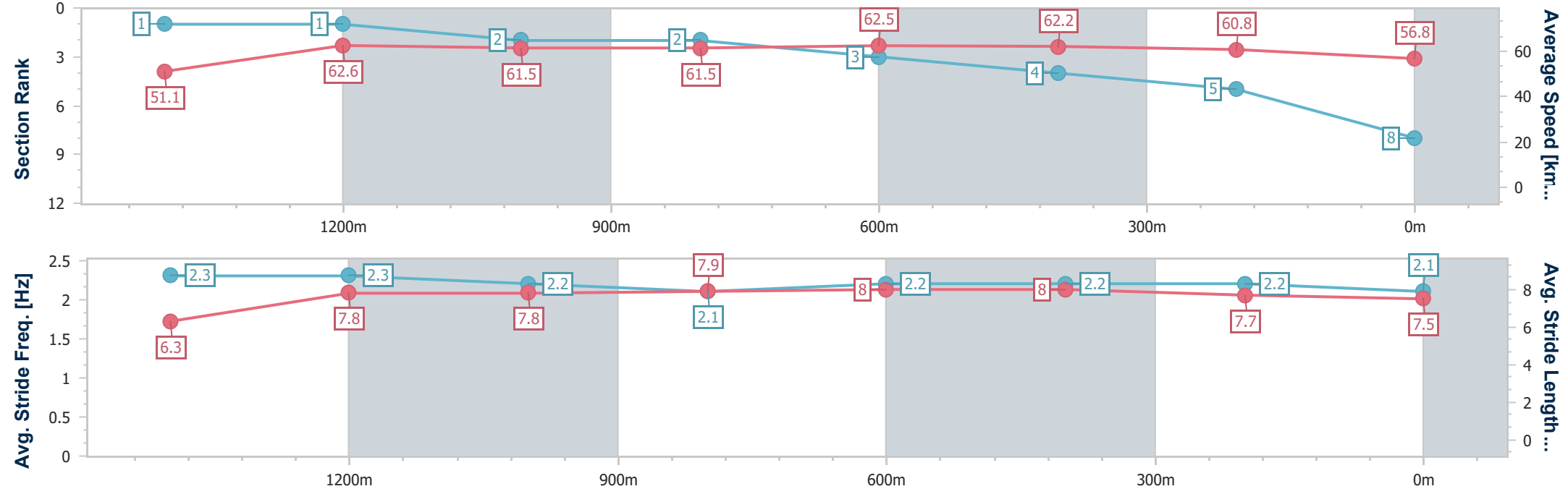
Race 7: HYGAIN Class 3 Plate - 1609m

13 June 2024 - 16:01

Track Rating: Good 4, Weather: Fine, Rail Position: +3m 1000m-W/Post; True Remainder



Section	Overall	1400m	1200m	1000m	800m	600m	400m	200m
Section Times	1:37.47 [8] (0:14.86)	1:22.61 [1] (0:11.45)	1:11.16 [1] (0:11.68)	0:59.48 [2] (0:11.62)	0:47.86 [2] (0:11.58)	0:36.28 [3] (0:11.69)	0:24.59 [4] (0:11.91)	0:12.68 [5] (0:12.68)
Average Speed [km/h]	51.1	62.6	61.5	61.5	62.5	62.2	60.8	56.8
Top Speed [km/h]	64.8	64.5	62.7	62.7	63.3	62.8	62.3	59.8
Avg. Dist. to Rail [m]	4.4	0.7	1.4	1.5	0.8	2.0	4.1	6.3
Avg. Stride Freq. [Hz]	2.3	2.3	2.2	2.1	2.2	2.2	2.2	2.1
Avg. Stride Length [m]	6.3	7.8	7.8	7.9	8.0	8.0	7.7	7.5



- [] Ranking at each section and finish
- .-.- No data available at this section
- NA No data available



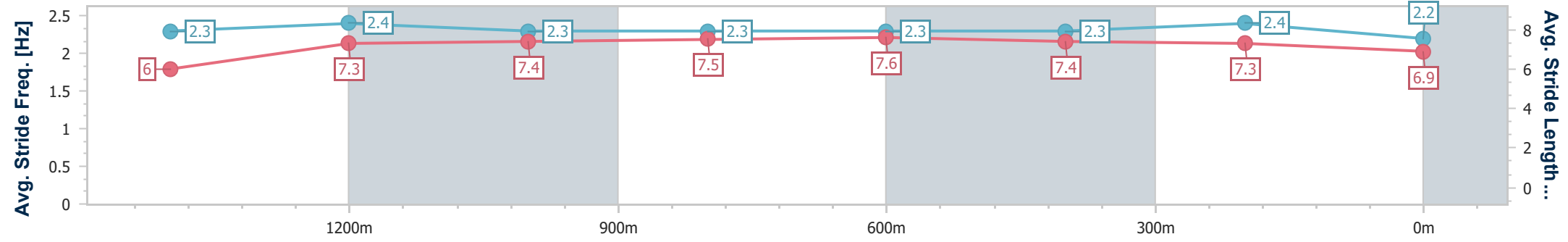
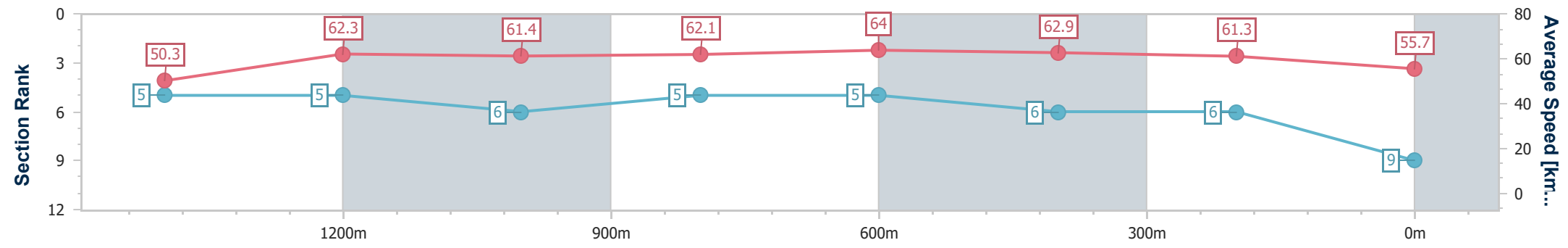
Horse/Jockey Name	Rupert's Boy
Final Rank	9
Fastest Section Time (Section)	0:11.36 (800m)
Top Speed [km/h] (Section)	65.5 (Overall)
Race State	Finished



Townsville QLD Professional
Race 7: HYGAIN Class 3 Plate - 1609m
 13 June 2024 - 16:01
 Track Rating: Good 4, Weather: Fine, Rail Position: +3m 1000m-
 W/Post; True Remainder



Section	Overall	1400m	1200m	1000m	800m	600m	400m	200m
Section Times	1:37.90 [9] (0:15.08)	1:22.82 [5] (0:11.64)	1:11.18 [5] (0:11.74)	0:59.44 [6] (0:11.60)	0:47.84 [5] (0:11.36)	0:36.48 [5] (0:11.66)	0:24.82 [6] (0:11.89)	0:12.93 [6] (0:12.93)
Average Speed [km/h]	50.3	62.3	61.4	62.1	64.0	62.9	61.3	55.7
Top Speed [km/h]	65.5	65.5	62.8	63.9	65.4	64.6	62.7	59.7
Avg. Dist. to Rail [m]	5.9	2.8	1.7	0.7	1.8	3.8	7.3	10.3
Avg. Stride Freq. [Hz]	2.3	2.4	2.3	2.3	2.3	2.3	2.4	2.2
Avg. Stride Length [m]	6.0	7.3	7.4	7.5	7.6	7.4	7.3	6.9



- [] Ranking at each section and finish
- .-.- No data available at this section
- NA No data available



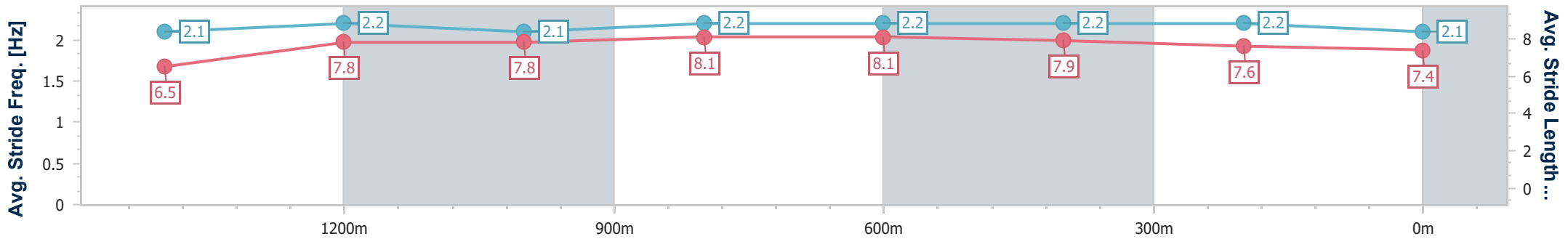
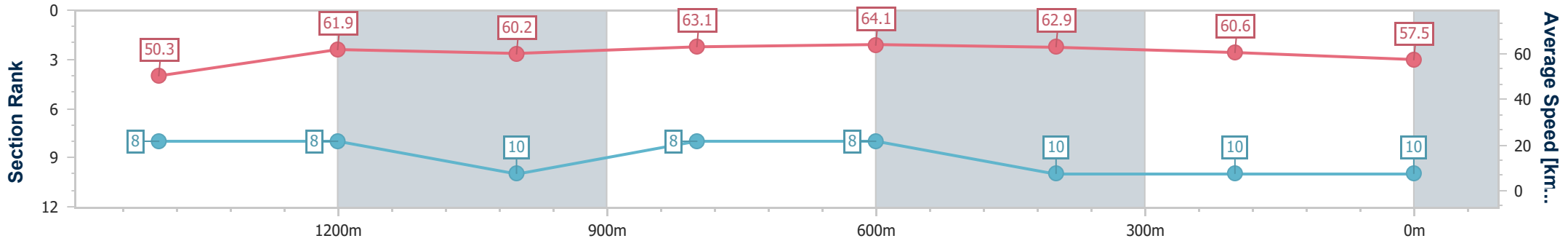
Horse/Jockey Name	Shadow Eclipse
Final Rank	10
Fastest Section Time (Section)	0:11.37 (800m)
Top Speed [km/h] (Section)	64.9 (800m)
Race State	Finished



Townsville QLD Professional
 Race 7: HYGAIN Class 3 Plate - 1609m
 13 June 2024 - 16:01
 Track Rating: Good 4, Weather: Fine, Rail Position: +3m 1000m-
 W/Post; True Remainder



Section	Overall	1400m	1200m	1000m	800m	600m	400m	200m					
Section Times	1:38.02 [10] (0:15.26)	1:22.76 [8] (0:11.78)	1:10.98 [8] (0:11.96)	0:59.02 [10] (0:11.44)	0:47.58 [8] (0:11.37)	0:36.21 [8] (0:11.68)	0:24.53 [10] (0:12.01)	0:12.52 [10] (0:12.52)					
Average Speed [km/h]	50.3	61.9	60.2	63.1	64.1	62.9	60.6	57.5					
Top Speed [km/h]	63.9	63.5	62.2	64.6	64.9	64.8	61.6	60.1					
Avg. Dist. to Rail [m]	10.1	3.7	1.9	0.7	2.6	4.4	6.2	8.2					
Avg. Stride Freq. [Hz]	2.1	2.2	2.1	2.2	2.2	2.2	2.2	2.1					
Avg. Stride Length [m]	6.5	7.8	7.8	8.1	8.1	7.9	7.6	7.4					



- [] Ranking at each section and finish
- .-.- No data available at this section
- NA No data available



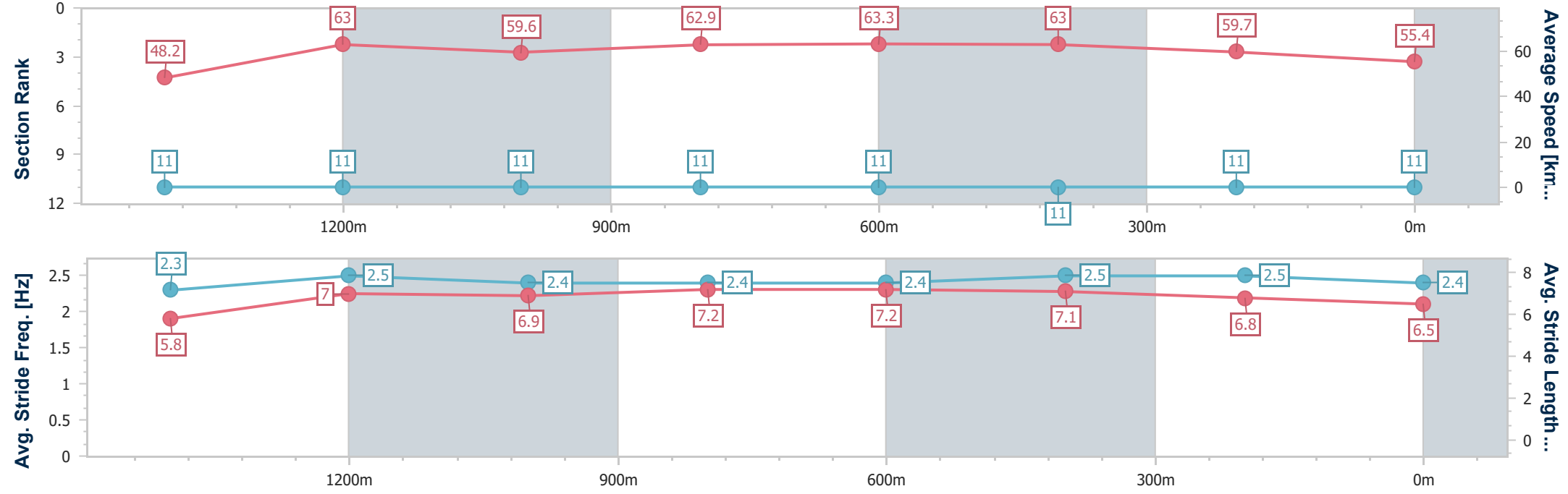
Horse/Jockey Name	Acctories
Final Rank	11
Fastest Section Time (Section)	0:11.39 (1000m)
Top Speed [km/h] (Section)	65.3 (1000m)
Race State	Finished



Townsville QLD Professional
Race 7: HYGAIN Class 3 Plate - 1609m
 13 June 2024 - 16:01
 Track Rating: Good 4, Weather: Fine, Rail Position: +3m 1000m-
 W/Post; True Remainder



Section	Overall	1400m	1200m	1000m	800m	600m	400m	200m						
Section Times	1:38.82 [11] (0:15.84)	1:22.98 [11] (0:11.45)	1:11.53 [11] (0:12.07)	0:59.46 [11] (0:11.39)	0:48.07 [11] (0:11.43)	0:36.64 [11] (0:11.50)	0:25.14 [11] (0:12.13)	0:13.01 [11] (0:13.01)						
Average Speed [km/h]	48.2	63.0	59.6	62.9	63.3	63.0	59.7	55.4						
Top Speed [km/h]	63.7	63.7	61.5	65.3	64.4	64.4	61.2	58.5						
Avg. Dist. to Rail [m]	8.2	0.6	1.5	1.0	1.1	1.3	4.2	8.2						
Avg. Stride Freq. [Hz]	2.3	2.5	2.4	2.4	2.4	2.5	2.5	2.4						
Avg. Stride Length [m]	5.8	7.0	6.9	7.2	7.2	7.1	6.8	6.5						



[] Ranking at each section and finish
 -.-.- No data available at this section
 NA No data available



Townsville QLD Professional

Race 8: LIAM O'BRIEN OPEN Handicap - 1400m

13 June 2024 - 16:40



Track Rating: Good 4, Weather: Fine, Rail Position: +3m 1000m-W/Post; True Remainder

Section		Overall	1200m	1000m	800m	600m	400m	Last 600m				
Field Times		1:23.44 (0:14.38)	1:09.06 (0:11.54)	0:57.52 (0:11.74)	0:45.78 (0:11.59)	0:34.19 (0:11.44)	0:22.75 (0:11.05)	0:34.19				
Rank	TAB Horse/Jockey	Barrier	Top Speed [km/h]	Fastest Section						Distance Travelled [m]		
1	3 ACROBATIC Justin Stanley	11	66.7 400m	0:11.05 400m	1:23.44 [1] (0:14.38)	1:09.06 [1] (0:11.54)	0:57.52 [1] (0:11.74)	0:45.78 [1] (0:11.59)	0:34.19 [1] (0:11.44)	0:22.75 [1] (0:11.05)	0:34.19	
2	10 SUCH A WHIT Jason Taylor	9	66.7 400m	0:11.02 400m	1:23.48 [2] (0:14.56)	1:08.92 [2] (0:11.59)	0:57.33 [2] (0:11.66)	0:45.67 [2] (0:11.62)	0:34.05 [2] (0:11.49)	0:22.56 [2] (0:11.02)	0:34.05	+1
3	2 SPEED LEGEND Lacey Morrison	7	67.4 400m	0:11.03 400m	1:23.55 [3] (0:14.65)	1:08.90 [3] (0:11.56)	0:57.34 [3] (0:11.88)	0:45.46 [3] (0:11.53)	0:33.93 [3] (0:11.43)	0:22.50 [3] (0:11.03)	0:33.93	+3
4	7 INVESTOR Melea Castle	4	67.1 400m	0:10.98 400m	1:23.75 [4] (0:15.10)	1:08.65 [8] (0:11.66)	0:56.99 [7] (0:11.87)	0:45.12 [7] (0:11.40)	0:33.72 [6] (0:11.54)	0:22.18 [7] (0:10.98)	0:33.72	+3
5	1 FULL RECOGNITION Nathan Day	5	67.7 400m	0:11.03 400m	1:23.87 [5] (0:14.91)	1:08.96 [5] (0:11.56)	0:57.40 [4] (0:11.70)	0:45.70 [4] (0:11.50)	0:34.20 [4] (0:11.43)	0:22.77 [4] (0:11.03)	0:34.20	-2
6	9 VENTURA OCEAN Adrian Layt	10	66.9 400m	0:11.10 400m	1:23.88 [6] (0:14.85)	1:09.03 [4] (0:11.63)	0:57.40 [5] (0:11.92)	0:45.48 [5] (0:11.48)	0:34.00 [5] (0:11.39)	0:22.61 [5] (0:11.10)	0:34.00	+4
7	4 ZOUVILLA Jackson Murphy	6	68.3 400m	0:11.04 400m	1:24.49 [7] (0:15.65)	1:08.84 [11] (0:11.91)	0:56.93 [11] (0:11.83)	0:45.10 [11] (0:11.23)	0:33.87 [11] (0:11.29)	0:22.58 [10] (0:11.04)	0:33.87	+7
8	5 MYSTERY 'N' MAGIC Nathan Thomas	8	66.1 600m	0:11.20 600m	1:24.50 [8] (0:15.08)	1:09.42 [7] (0:11.80)	0:57.62 [8] (0:11.96)	0:45.66 [8] (0:11.34)	0:34.32 [7] (0:11.20)	0:23.12 [6] (0:11.35)	0:34.32	+7
9	8 HIGHER LOVE Graham Kliese	3	66.3 400m	0:11.06 400m	1:24.66 [9] (0:15.04)	1:09.62 [6] (0:11.62)	0:58.00 [6] (0:11.91)	0:46.09 [6] (0:11.62)	0:34.47 [8] (0:11.43)	0:23.04 [8] (0:11.06)	0:34.47	-1
10	6 MISS SEATTLE Rebecca Wilson	1	66.4 400m	0:11.16 400m	1:24.80 [10] (0:15.31)	1:09.49 [9] (0:11.76)	0:57.73 [9] (0:11.87)	0:45.86 [9] (0:11.42)	0:34.44 [9] (0:11.54)	0:22.90 [9] (0:11.16)	0:34.44	+0

[] Ranking at each section and finish
 -:-:- No data available at this section
 NA No data available

SCN Saddle cloth number
 DNF Did not finish
 DNT Did not track



Townsville QLD Professional

Race 8: LIAM O'BRIEN OPEN Handicap - 1400m

13 June 2024 - 16:40



Track Rating: Good 4, Weather: Fine, Rail Position: +3m 1000m-W/Post; True Remainder

Section	Overall	1200m	1000m	800m	600m	400m	Last 600m
Field Times	1:23.44 (0:14.38)	1:09.06 (0:11.54)	0:57.52 (0:11.74)	0:45.78 (0:11.59)	0:34.19 (0:11.44)	0:22.75 (0:11.05)	0:34.19

Rank	TAB	Horse/Jockey	Barrier	Top Speed [km/h]	Fastest Section	Overall	1200m	1000m	800m	600m	400m	Last 600m	Distance Travelled [m]
11	11	CIAO BICKY	2	64.9	0:11.38	1:25.51 [11]	1:10.13 [10]	0:58.33 [10]	0:46.34 [10]	0:34.96 [10]	0:23.26 [11]	0:34.96	+1
		Adam Spinks		800m	800m	(0:15.38)	(0:11.80)	(0:11.99)	(0:11.38)	(0:11.70)	(0:11.46)		



Townsville QLD Professional

Race 8: LIAM O'BRIEN OPEN Handicap - 1400m



13 June 2024 - 16:40

Track Rating: Good 4, Weather: Fine, Rail Position: +3m 1000m-W/Post; True Remainder

Section				200m				Last 600m	
Field Times				0:11.70 (0:11.70)				0:34.19	
Rank	TAB	Horse/Jockey	Barrier	Top Speed [km/h]	Fastest Section	Margin			Distance Travelled [m]
1	3	ACROBATIC Justin Stanley	11	66.7 400m	0:11.05 400m	0:11.70 [1] (0:11.70)	1:23.44		0:34.19
2	10	SUCH A WHIT Jason Taylor	9	66.7 400m	0:11.02 400m	0:11.54 [2] (0:11.54)	0.22L		0:34.05 +1
3	2	SPEED LEGEND Lacey Morrison	7	67.4 400m	0:11.03 400m	0:11.47 [3] (0:11.47)	0.63L		0:33.93 +3
4	7	INVESTOR Melea Castle	4	67.1 400m	0:10.98 400m	0:11.20 [6] (0:11.20)	1.8L		0:33.72 +3
5	1	FULL RECOGNITION Nathan Day	5	67.7 400m	0:11.03 400m	0:11.74 [4] (0:11.74)	2.55L		0:34.20 -2
6	9	VENTURA OCEAN Adrian Layt	10	66.9 400m	0:11.10 400m	0:11.51 [5] (0:11.51)	2.56L		0:34.00 +4
7	4	ZOUVILLA Jackson Murphy	6	68.3 400m	0:11.04 400m	0:11.54 [9] (0:11.54)	6.17L		0:33.87 +7
8	5	MYSTERY 'N' MAGIC Nathan Thomas	8	66.1 600m	0:11.20 600m	0:11.77 [8] (0:11.77)	6.25L		0:34.32 +7
9	8	HIGHER LOVE Graham Kliese	3	66.3 400m	0:11.06 400m	0:11.98 [7] (0:11.98)	7.19L		0:34.47 -1
10	6	MISS SEATTLE Rebecca Wilson	1	66.4 400m	0:11.16 400m	0:11.74 [10] (0:11.74)	7.98L		0:34.44 +0

[] Ranking at each section and finish
 -:-:- No data available at this section
 NA No data available

SCN Saddle cloth number
 DNF Did not finish
 DNT Did not track



Townsville QLD Professional

Race 8: LIAM O'BRIEN OPEN Handicap - 1400m

13 June 2024 - 16:40



Track Rating: Good 4, Weather: Fine, Rail Position: +3m 1000m-W/Post; True Remainder

Section				200m				Last 600m		
Field Times				0:11.70 (0:11.70)				0:34.19		
Rank	TAB	Horse/Jockey	Barrier	Top Speed [km/h]	Fastest Section	Margin			Distance Travelled [m]	
11	11	CIAO BICKY	2	64.9	0:11.38	0:11.80 [11]	12.15L		0:34.96	+1
		Adam Spinks		800m	800m	(0:11.80)				



Horse/Jockey Name	Acrobatic
Final Rank	1
Fastest Section Time (Section)	0:11.05 (400m)
Top Speed [km/h] (Section)	66.7 (400m)
Race State	Finished

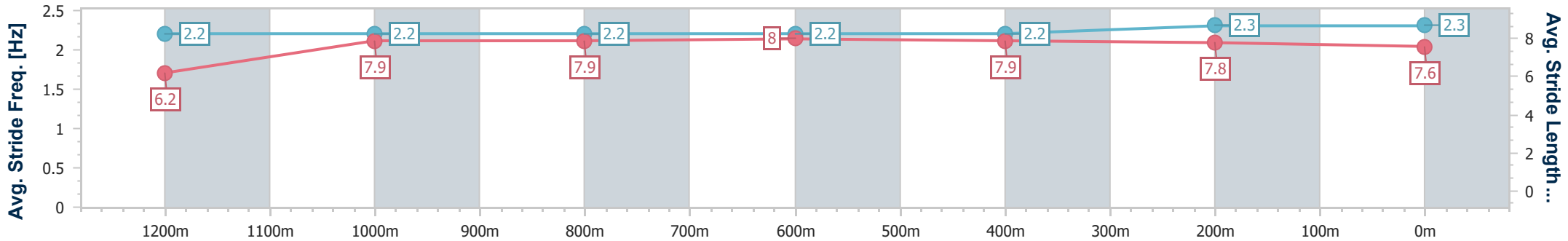
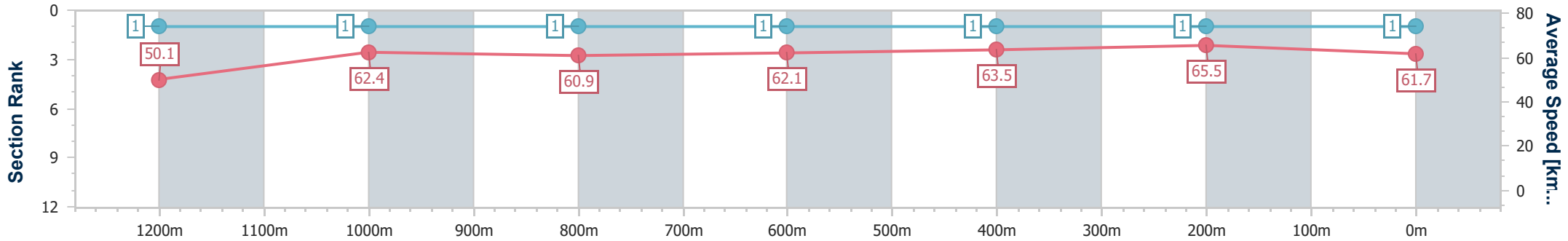


Townsville QLD Professional
Race 8: LIAM O'BRIEN OPEN Handicap - 1400m



13 June 2024 - 16:40
Track Rating: Good 4, Weather: Fine, Rail Position: +3m 1000m-
W/Post; True Remainder

Section	Overall	1200m	1000m	800m	600m	400m	200m
Section Times	1:23.44 [1] (0:14.38)	1:09.06 [1] (0:11.54)	0:57.52 [1] (0:11.74)	0:45.78 [1] (0:11.59)	0:34.19 [1] (0:11.44)	0:22.75 [1] (0:11.05)	0:11.70 [1] (0:11.70)
Average Speed [km/h]	50.1	62.4	60.9	62.1	63.5	65.5	61.7
Top Speed [km/h]	64.1	63.5	61.7	62.7	65.6	66.7	64.7
Avg. Dist. to Rail [m]	14.2	2.4	1.3	0.4	1.8	3.6	3.3
Avg. Stride Freq. [Hz]	2.2	2.2	2.2	2.2	2.2	2.3	2.3
Avg. Stride Length [m]	6.2	7.9	7.9	8.0	7.9	7.8	7.6



- [] Ranking at each section and finish
- .-.- No data available at this section
- NA No data available



Horse/Jockey Name	Such A Whit
Final Rank	2
Fastest Section Time (Section)	0:11.02 (400m)
Top Speed [km/h] (Section)	66.7 (400m)
Race State	Finished

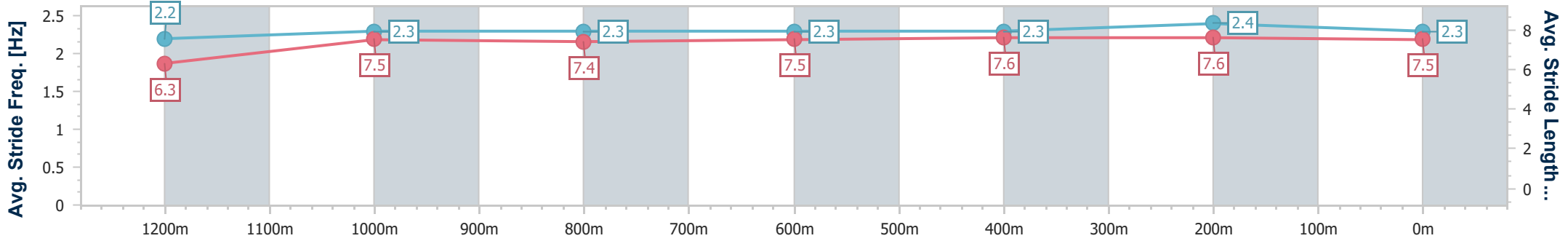
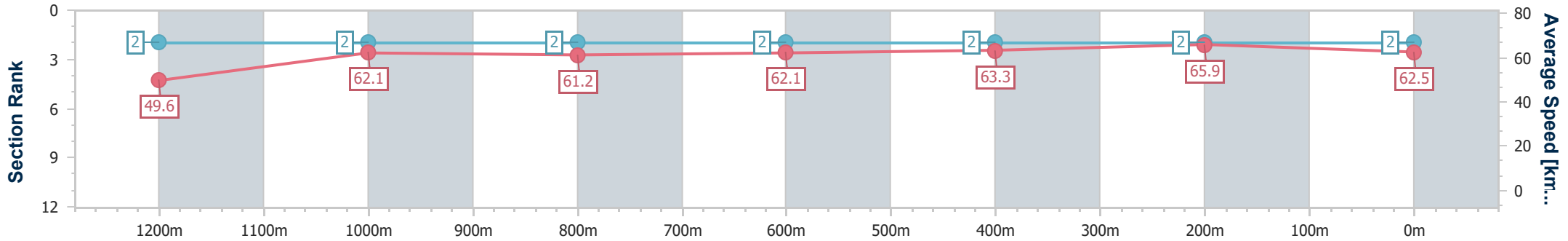


Townsville QLD Professional
Race 8: LIAM O'BRIEN OPEN Handicap - 1400m



13 June 2024 - 16:40
Track Rating: Good 4, Weather: Fine, Rail Position: +3m 1000m-
W/Post; True Remainder

Section	Overall	1200m	1000m	800m	600m	400m	200m
Section Times	1:23.48 [2] (0:14.56)	1:08.92 [2] (0:11.59)	0:57.33 [2] (0:11.66)	0:45.67 [2] (0:11.62)	0:34.05 [2] (0:11.49)	0:22.56 [2] (0:11.02)	0:11.54 [2] (0:11.54)
Average Speed [km/h]	49.6	62.1	61.2	62.1	63.3	65.9	62.5
Top Speed [km/h]	63.2	65.5	62.6	62.8	65.1	66.7	64.7
Avg. Dist. to Rail [m]	11.8	2.3	1.3	0.5	2.2	5.0	7.1
Avg. Stride Freq. [Hz]	2.2	2.3	2.3	2.3	2.3	2.4	2.3
Avg. Stride Length [m]	6.3	7.5	7.4	7.5	7.6	7.6	7.5



- [] Ranking at each section and finish
- .-.- No data available at this section
- NA No data available



Horse/Jockey Name	Speed Legend
Final Rank	3
Fastest Section Time (Section)	0:11.03 (400m)
Top Speed [km/h] (Section)	67.4 (400m)
Race State	Finished



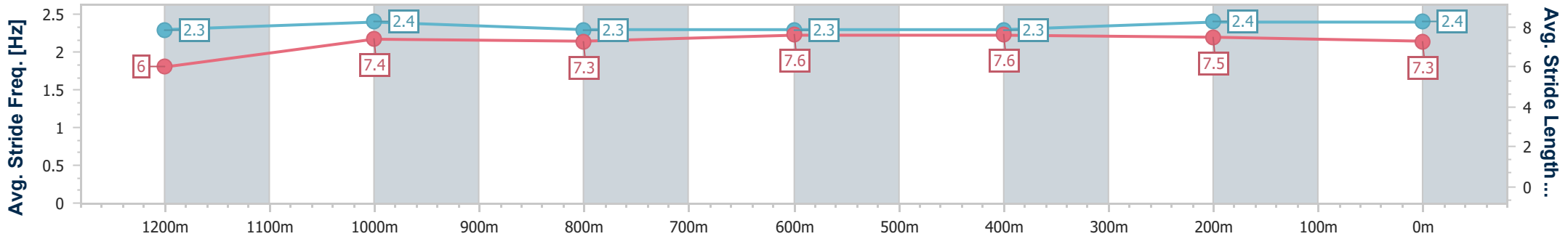
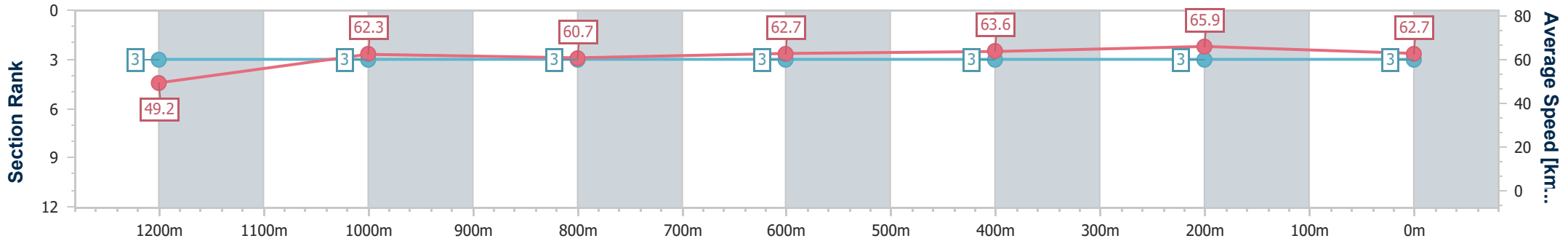
Townsville QLD Professional
Race 8: LIAM O'BRIEN OPEN Handicap - 1400m

13 June 2024 - 16:40

Track Rating: Good 4, Weather: Fine, Rail Position: +3m 1000m-W/Post; True Remainder



Section	Overall	1200m	1000m	800m	600m	400m	200m
Section Times	1:23.55 [3] (0:14.65)	1:08.90 [3] (0:11.56)	0:57.34 [3] (0:11.88)	0:45.46 [3] (0:11.53)	0:33.93 [3] (0:11.43)	0:22.50 [3] (0:11.03)	0:11.47 [3] (0:11.47)
Average Speed [km/h]	49.2	62.3	60.7	62.7	63.6	65.9	62.7
Top Speed [km/h]	62.2	63.1	62.3	64.1	65.8	67.4	65.3
Avg. Dist. to Rail [m]	9.1	2.2	0.2	0.8	2.4	5.3	7.4
Avg. Stride Freq. [Hz]	2.3	2.4	2.3	2.3	2.3	2.4	2.4
Avg. Stride Length [m]	6.0	7.4	7.3	7.6	7.6	7.5	7.3



- [] Ranking at each section and finish
- .-.- No data available at this section
- NA No data available



Horse/Jockey Name	Investor
Final Rank	4
Fastest Section Time (Section)	0:10.98 (400m)
Top Speed [km/h] (Section)	67.1 (400m)
Race State	Finished



Townsville QLD Professional

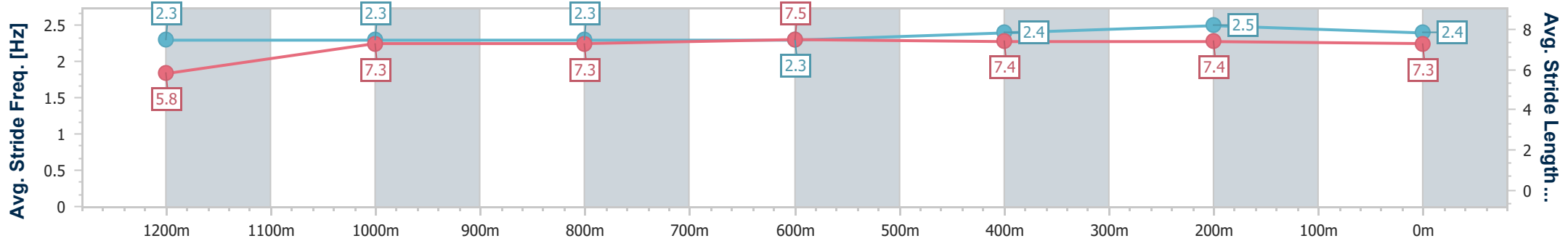
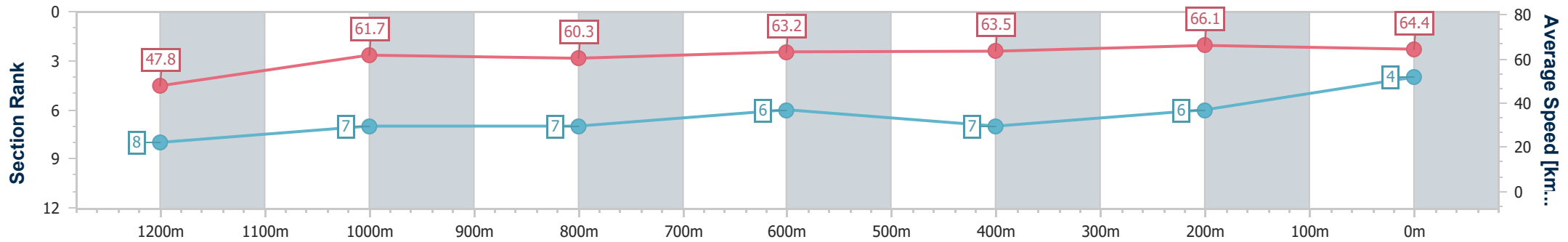
Race 8: LIAM O'BRIEN OPEN Handicap - 1400m

13 June 2024 - 16:40

Track Rating: Good 4, Weather: Fine, Rail Position: +3m 1000m-W/Post; True Remainder



Section	Overall	1200m	1000m	800m	600m	400m	200m
Section Times	1:23.75 [4] (0:15.10)	1:08.65 [8] (0:11.66)	0:56.99 [7] (0:11.87)	0:45.12 [7] (0:11.40)	0:33.72 [6] (0:11.54)	0:22.18 [7] (0:10.98)	0:11.20 [6] (0:11.20)
Average Speed [km/h]	47.8	61.7	60.3	63.2	63.5	66.1	64.4
Top Speed [km/h]	59.9	63.0	62.7	64.5	65.2	67.1	66.3
Avg. Dist. to Rail [m]	5.2	2.1	0.9	0.7	3.3	6.2	6.1
Avg. Stride Freq. [Hz]	2.3	2.3	2.3	2.3	2.4	2.5	2.4
Avg. Stride Length [m]	5.8	7.3	7.3	7.5	7.4	7.4	7.3



- [] Ranking at each section and finish
- .-.- No data available at this section
- NA No data available



Horse/Jockey Name	Full Recognition
Final Rank	5
Fastest Section Time (Section)	0:11.03 (400m)
Top Speed [km/h] (Section)	67.7 (400m)
Race State	Finished

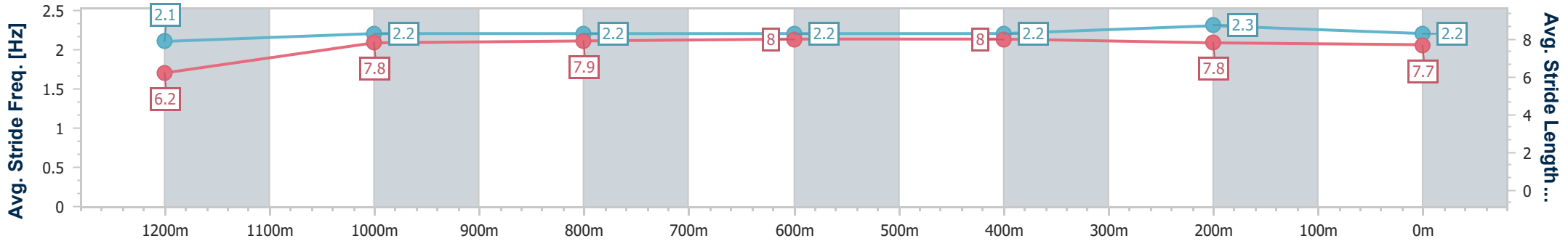
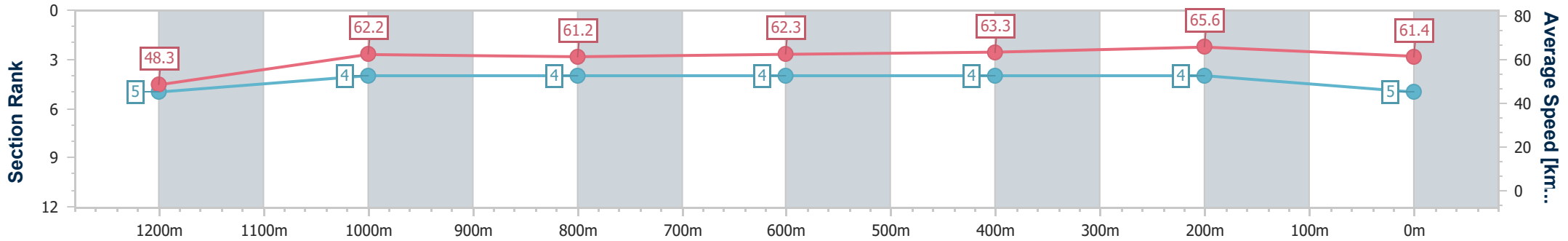


Townsville QLD Professional
Race 8: LIAM O'BRIEN OPEN Handicap - 1400m



13 June 2024 - 16:40
Track Rating: Good 4, Weather: Fine, Rail Position: +3m 1000m-
W/Post; True Remainder

Section	Overall	1200m	1000m	800m	600m	400m	200m
Section Times	1:23.87 [5] (0:14.91)	1:08.96 [5] (0:11.56)	0:57.40 [4] (0:11.70)	0:45.70 [4] (0:11.50)	0:34.20 [4] (0:11.43)	0:22.77 [4] (0:11.03)	0:11.74 [4] (0:11.74)
Average Speed [km/h]	48.3	62.2	61.2	62.3	63.3	65.6	61.4
Top Speed [km/h]	62.4	63.5	63.1	63.5	65.7	67.7	64.8
Avg. Dist. to Rail [m]	8.7	3.1	1.0	1.1	1.1	3.4	4.7
Avg. Stride Freq. [Hz]	2.1	2.2	2.2	2.2	2.2	2.3	2.2
Avg. Stride Length [m]	6.2	7.8	7.9	8.0	8.0	7.8	7.7



- [] Ranking at each section and finish
- .-.- No data available at this section
- NA No data available



Horse/Jockey Name	Ventura Ocean
Final Rank	6
Fastest Section Time (Section)	0:11.10 (400m)
Top Speed [km/h] (Section)	66.9 (400m)
Race State	Finished



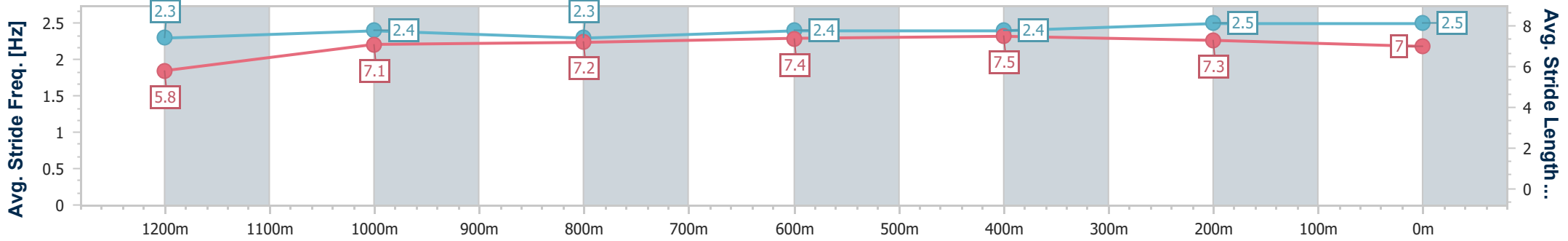
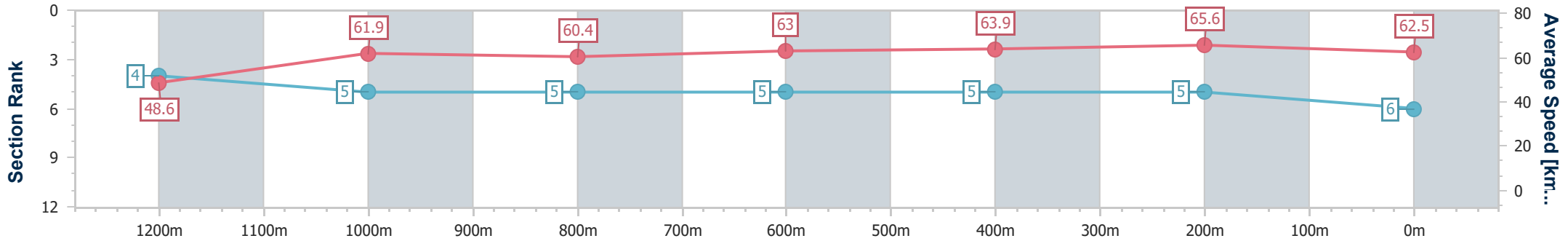
Townsville QLD Professional
Race 8: LIAM O'BRIEN OPEN Handicap - 1400m

13 June 2024 - 16:40

Track Rating: Good 4, Weather: Fine, Rail Position: +3m 1000m-W/Post; True Remainder



Section	Overall	1200m	1000m	800m	600m	400m	200m
Section Times	1:23.88 [6] (0:14.85)	1:09.03 [4] (0:11.63)	0:57.40 [5] (0:11.92)	0:45.48 [5] (0:11.48)	0:34.00 [5] (0:11.39)	0:22.61 [5] (0:11.10)	0:11.51 [5] (0:11.51)
Average Speed [km/h]	48.6	61.9	60.4	63.0	63.9	65.6	62.5
Top Speed [km/h]	62.4	62.8	62.0	65.3	66.4	66.9	64.0
Avg. Dist. to Rail [m]	11.1	2.3	0.2	0.7	2.7	6.6	8.8
Avg. Stride Freq. [Hz]	2.3	2.4	2.3	2.4	2.4	2.5	2.5
Avg. Stride Length [m]	5.8	7.1	7.2	7.4	7.5	7.3	7.0



- [] Ranking at each section and finish
- .-.- No data available at this section
- NA No data available



Horse/Jockey Name	Zouvilla
Final Rank	7
Fastest Section Time (Section)	0:11.04 (400m)
Top Speed [km/h] (Section)	68.3 (400m)
Race State	Finished



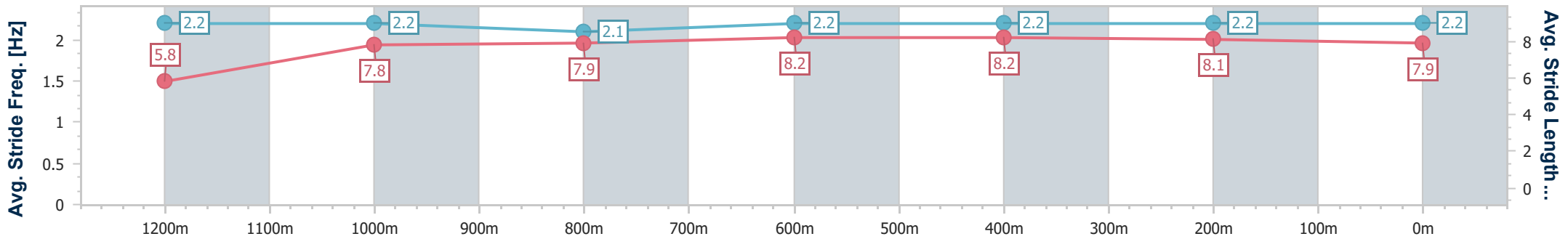
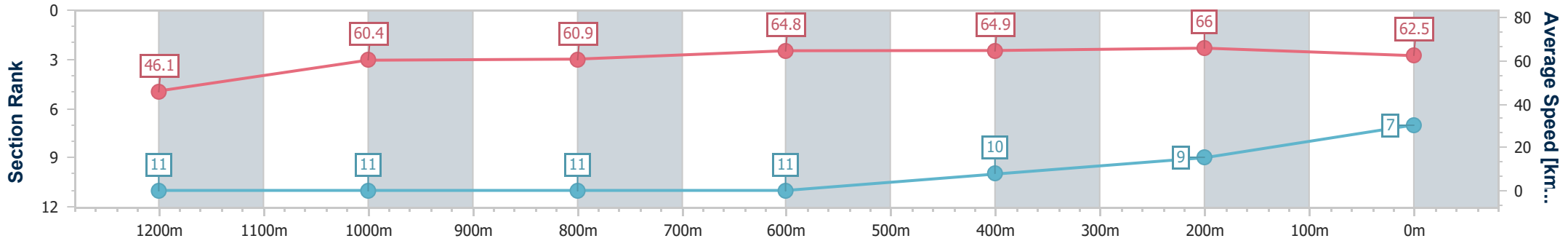
Townsville QLD Professional
Race 8: LIAM O'BRIEN OPEN Handicap - 1400m

13 June 2024 - 16:40

Track Rating: Good 4, Weather: Fine, Rail Position: +3m 1000m-
W/Post; True Remainder



Section	Overall	1200m	1000m	800m	600m	400m	200m
Section Times	1:24.49 [7] (0:15.65)	1:08.84 [11] (0:11.91)	0:56.93 [11] (0:11.83)	0:45.10 [11] (0:11.23)	0:33.87 [11] (0:11.29)	0:22.58 [10] (0:11.04)	0:11.54 [9] (0:11.54)
Average Speed [km/h]	46.1	60.4	60.9	64.8	64.9	66.0	62.5
Top Speed [km/h]	60.0	62.1	62.7	66.1	65.9	68.3	65.1
Avg. Dist. to Rail [m]	7.5	2.1	0.6	1.8	3.9	6.7	5.1
Avg. Stride Freq. [Hz]	2.2	2.2	2.1	2.2	2.2	2.2	2.2
Avg. Stride Length [m]	5.8	7.8	7.9	8.2	8.2	8.1	7.9



- [] Ranking at each section and finish
- .-.- No data available at this section
- NA No data available



Horse/Jockey Name	Mystery 'N' Magic
Final Rank	8
Fastest Section Time (Section)	0:11.20 (600m)
Top Speed [km/h] (Section)	66.1 (600m)
Race State	Finished



Townsville QLD Professional

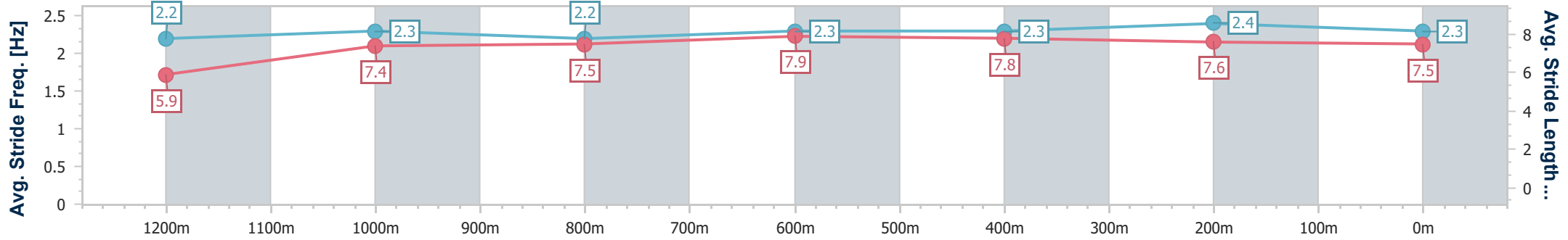
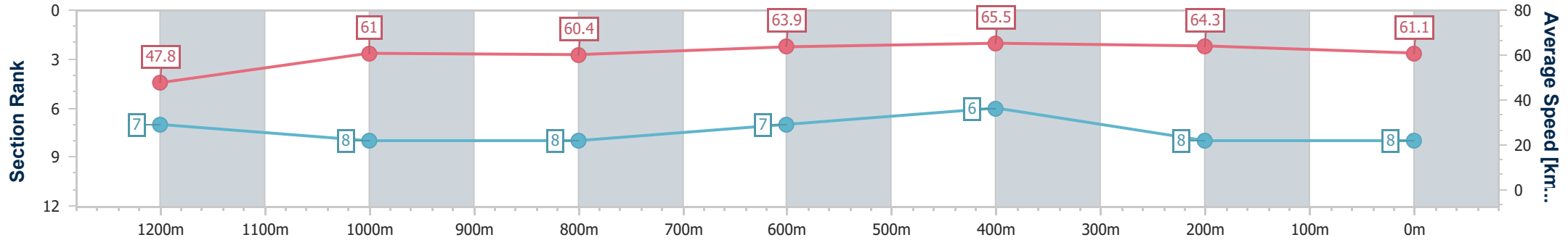
Race 8: LIAM O'BRIEN OPEN Handicap - 1400m

13 June 2024 - 16:40

Track Rating: Good 4, Weather: Fine, Rail Position: +3m 1000m-W/Post; True Remainder



Section	Overall	1200m	1000m	800m	600m	400m	200m
Section Times	1:24.50 [8] (0:15.08)	1:09.42 [7] (0:11.80)	0:57.62 [8] (0:11.96)	0:45.66 [8] (0:11.34)	0:34.32 [7] (0:11.20)	0:23.12 [6] (0:11.35)	0:11.77 [8] (0:11.77)
Average Speed [km/h]	47.8	61.0	60.4	63.9	65.5	64.3	61.1
Top Speed [km/h]	60.1	62.3	62.7	64.9	66.1	65.1	64.6
Avg. Dist. to Rail [m]	8.0	2.1	0.5	1.6	3.9	6.7	8.5
Avg. Stride Freq. [Hz]	2.2	2.3	2.2	2.3	2.3	2.4	2.3
Avg. Stride Length [m]	5.9	7.4	7.5	7.9	7.8	7.6	7.5



- [] Ranking at each section and finish
- .-.- No data available at this section
- NA No data available



Horse/Jockey Name	Higher Love
Final Rank	9
Fastest Section Time (Section)	0:11.06 (400m)
Top Speed [km/h] (Section)	66.3 (400m)
Race State	Finished

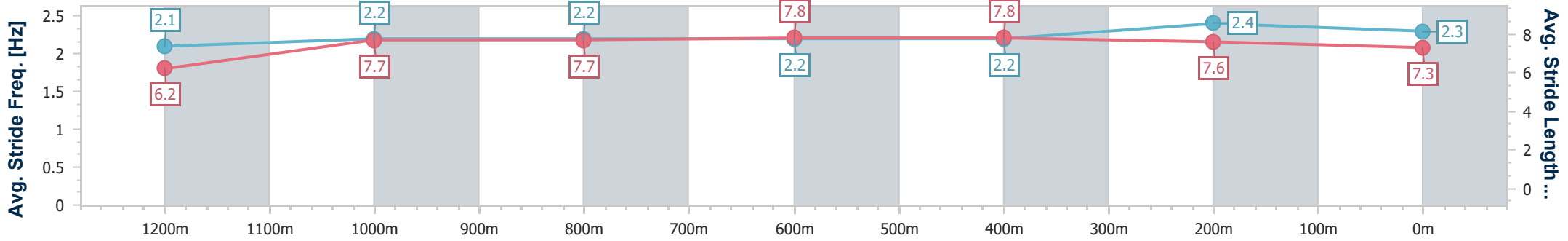
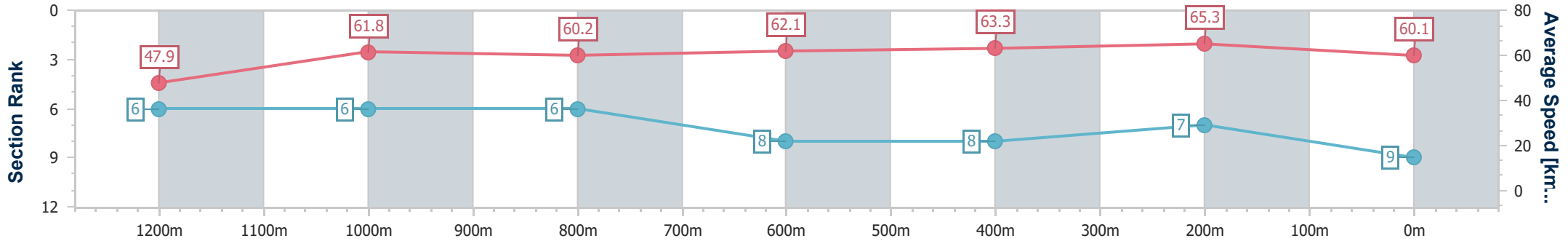


Townsville QLD Professional
Race 8: LIAM O'BRIEN OPEN Handicap - 1400m



13 June 2024 - 16:40
Track Rating: Good 4, Weather: Fine, Rail Position: +3m 1000m-
W/Post; True Remainder

Section	Overall	1200m	1000m	800m	600m	400m	200m
Section Times	1:24.66 [9] (0:15.04)	1:09.62 [6] (0:11.62)	0:58.00 [6] (0:11.91)	0:46.09 [6] (0:11.62)	0:34.47 [8] (0:11.43)	0:23.04 [8] (0:11.06)	0:11.98 [7] (0:11.98)
Average Speed [km/h]	47.9	61.8	60.2	62.1	63.3	65.3	60.1
Top Speed [km/h]	59.8	62.5	62.0	63.4	66.2	66.3	63.8
Avg. Dist. to Rail [m]	4.2	1.3	0.9	0.5	1.1	2.7	4.6
Avg. Stride Freq. [Hz]	2.1	2.2	2.2	2.2	2.2	2.4	2.3
Avg. Stride Length [m]	6.2	7.7	7.7	7.8	7.8	7.6	7.3



- [] Ranking at each section and finish
- .-.- No data available at this section
- NA No data available



Horse/Jockey Name	Miss Seattle
Final Rank	10
Fastest Section Time (Section)	0:11.16 (400m)
Top Speed [km/h] (Section)	66.4 (400m)
Race State	Finished



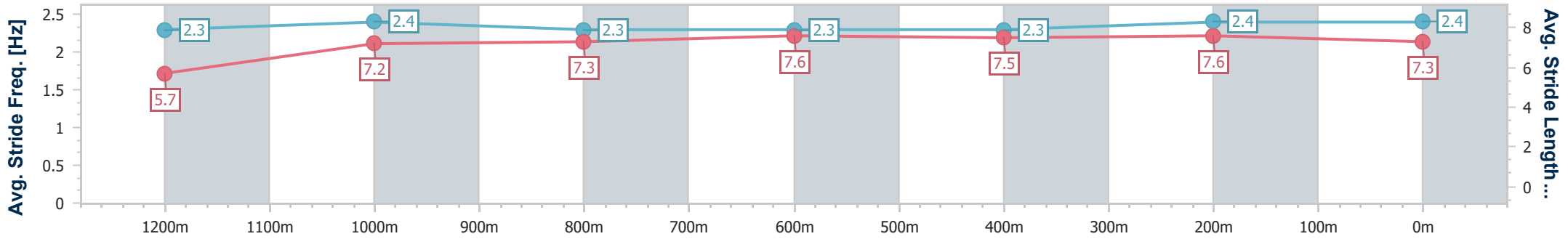
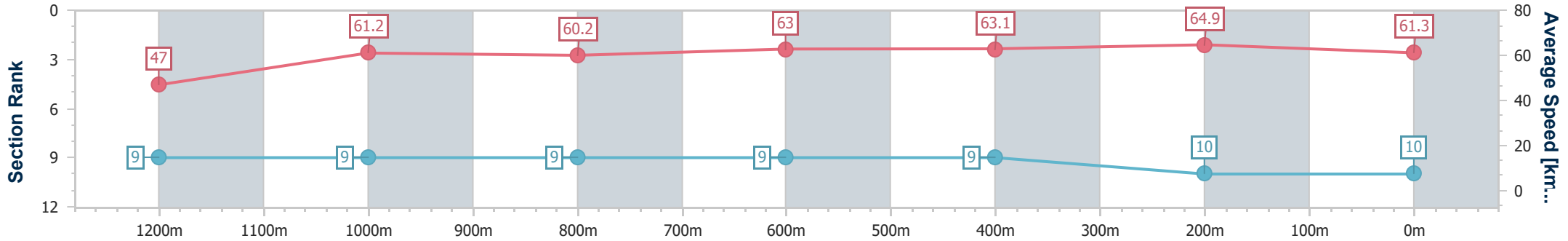
Townsville QLD Professional
Race 8: LIAM O'BRIEN OPEN Handicap - 1400m

13 June 2024 - 16:40

Track Rating: Good 4, Weather: Fine, Rail Position: +3m 1000m-
W/Post; True Remainder



Section	Overall	1200m	1000m	800m	600m	400m	200m
Section Times	1:24.80 [10] (0:15.31)	1:09.49 [9] (0:11.76)	0:57.73 [9] (0:11.87)	0:45.86 [9] (0:11.42)	0:34.44 [9] (0:11.54)	0:22.90 [9] (0:11.16)	0:11.74 [10] (0:11.74)
Average Speed [km/h]	47.0	61.2	60.2	63.0	63.1	64.9	61.3
Top Speed [km/h]	61.1	63.0	63.2	64.8	64.5	66.4	64.2
Avg. Dist. to Rail [m]	3.9	1.4	1.5	0.5	2.2	3.8	3.5
Avg. Stride Freq. [Hz]	2.3	2.4	2.3	2.3	2.3	2.4	2.4
Avg. Stride Length [m]	5.7	7.2	7.3	7.6	7.5	7.6	7.3



- [] Ranking at each section and finish
- .-.- No data available at this section
- NA No data available



Horse/Jockey Name	Ciao Bicky
Final Rank	11
Fastest Section Time (Section)	0:11.38 (800m)
Top Speed [km/h] (Section)	64.9 (800m)
Race State	Finished



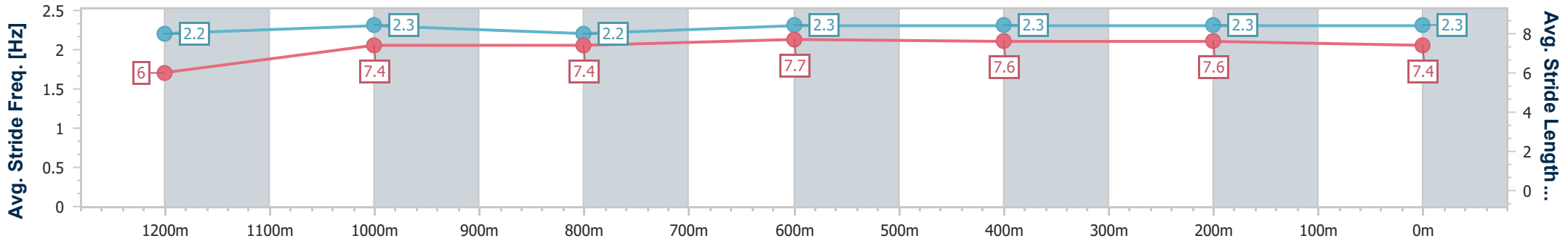
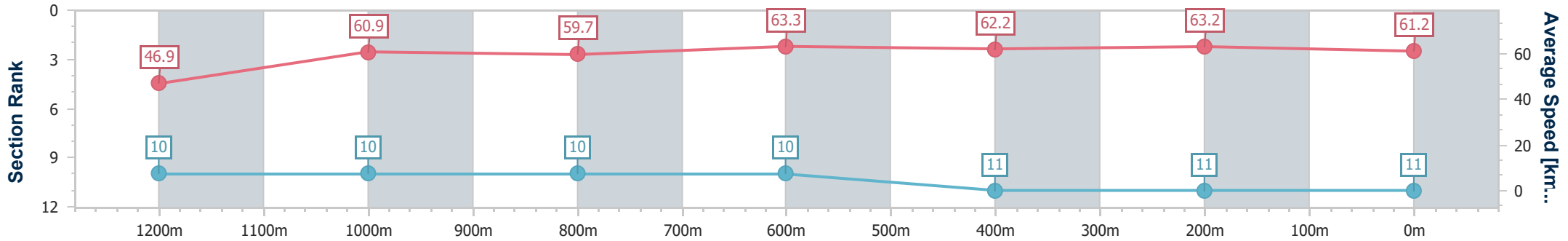
Townsville QLD Professional
Race 8: LIAM O'BRIEN OPEN Handicap - 1400m

13 June 2024 - 16:40

Track Rating: Good 4, Weather: Fine, Rail Position: +3m 1000m-
W/Post; True Remainder



Section	Overall	1200m	1000m	800m	600m	400m	200m
Section Times	1:25.51 [11] (0:15.38)	1:10.13 [10] (0:11.80)	0:58.33 [10] (0:11.99)	0:46.34 [10] (0:11.38)	0:34.96 [10] (0:11.70)	0:23.26 [11] (0:11.46)	0:11.80 [11] (0:11.80)
Average Speed [km/h]	46.9	60.9	59.7	63.3	62.2	63.2	61.2
Top Speed [km/h]	60.6	62.6	62.6	64.9	62.9	64.4	63.3
Avg. Dist. to Rail [m]	4.3	1.5	0.9	0.4	2.1	4.5	6.7
Avg. Stride Freq. [Hz]	2.2	2.3	2.2	2.3	2.3	2.3	2.3
Avg. Stride Length [m]	6.0	7.4	7.4	7.7	7.6	7.6	7.4



- [] Ranking at each section and finish
- .-.- No data available at this section
- NA No data available



Townsville QLD Professional

Race 9: LADBROKE IT! Class 3 Handicap - 1200m



13 June 2024 - 17:13

Track Rating: Good 4, Weather: Fine, Rail Position: +3m 1000m-W/Post; True Remainder

Section		Overall											Last 600m	
Field Times		1:09.93											0:34.70	
		(0:13.57)												
		1000m												
		0:56.36												
		(0:10.55)												
		800m												
		0:45.81												
		(0:11.11)												
		600m												
		0:34.70												
		(0:11.31)												
		400m												
		0:23.39												
		(0:11.44)												
		200m												
		0:11.95												
		(0:11.95)												
Rank	TAB	Horse/Jockey	Barrier	Top Speed [km/h]	Fastest Section	Overall	1000m	800m	600m	400m	200m	Margin	Last 600m	Distance Travelled [m]
1	3	BEAUTY BOOM	3	70.0	0:10.53	1:09.93 [1]	0:56.34 [2]	0:45.81 [1]	0:34.70 [1]	0:23.39 [1]	0:11.95 [1]	1:09.93	0:34.70	
		Justin Stanley		1000m	1000m	(0:13.59)	(0:10.53)	(0:11.11)	(0:11.31)	(0:11.44)	(0:11.95)			
2	2	MOKTAFFY	6	70.9	0:10.65	1:10.19 [2]	0:56.40 [5]	0:45.75 [5]	0:34.78 [4]	0:23.42 [2]	0:12.09 [2]	1.57L	0:34.78	-4
		Lacey Morrison		1000m	1000m	(0:13.79)	(0:10.65)	(0:10.97)	(0:11.36)	(0:11.33)	(0:12.09)			
3	6	SIR MAXIMUS	16	69.0	0:10.74	1:10.30 [3]	0:56.47 [6]	0:45.73 [6]	0:34.70 [6]	0:23.21 [7]	0:11.79 [6]	2.16L	0:34.70	+3
		Jackson Murphy		1000m	1000m	(0:13.83)	(0:10.74)	(0:11.03)	(0:11.49)	(0:11.42)	(0:11.79)			
4	4	DEVIL'S INN	8	68.9	0:10.69	1:10.40 [4]	0:56.28 [8]	0:45.59 [8]	0:34.69 [7]	0:23.33 [6]	0:12.09 [4]	2.79L	0:34.69	-2
		Carl Spry		800m	1000m	(0:14.12)	(0:10.69)	(0:10.90)	(0:11.36)	(0:11.24)	(0:12.09)			
5	10	THE SHERPA	14	69.9	0:10.61	1:10.42 [5]	0:56.71 [3]	0:46.10 [3]	0:35.07 [3]	0:23.57 [4]	0:12.13 [3]	2.92L	0:35.07	+2
		Melea Castle		1000m	1000m	(0:13.71)	(0:10.61)	(0:11.03)	(0:11.50)	(0:11.44)	(0:12.13)			
6	1	HARROW	10	69.8	0:10.71	1:10.53 [6]	0:55.94 [12]	0:45.23 [11]	0:34.35 [11]	0:22.89 [11]	0:11.80 [9]	3.55L	0:34.35	+3
		Ryan Wiggins		1000m	1000m	(0:14.59)	(0:10.71)	(0:10.88)	(0:11.46)	(0:11.09)	(0:11.80)			
7	8	FIVE BULLS	15	68.9	0:10.67	1:10.54 [7]	0:56.35 [9]	0:45.68 [9]	0:34.65 [9]	0:23.17 [9]	0:11.73 [11]	3.63L	0:34.65	+3
		Adrian Layt		1000m	1000m	(0:14.19)	(0:10.67)	(0:11.03)	(0:11.48)	(0:11.44)	(0:11.73)			
8	7	VALENKI	13	68.5	0:10.78	1:10.59 [8]	0:56.75 [7]	0:45.97 [7]	0:34.87 [8]	0:23.35 [8]	0:11.90 [8]	3.9L	0:34.87	+1
		Nathan Thomas		1000m	1000m	(0:13.84)	(0:10.78)	(0:11.10)	(0:11.52)	(0:11.45)	(0:11.90)			
9	11	VICTORY FOR US	1	68.5	0:10.76	1:10.60 [9]	0:56.33 [10]	0:45.57 [10]	0:34.51 [10]	0:23.10 [10]	0:11.84 [10]	3.96L	0:34.51	+3
		Denicious Smith		1000m	1000m	(0:14.27)	(0:10.76)	(0:11.06)	(0:11.41)	(0:11.26)	(0:11.84)			
10	13	DYSTOPIAN	12	69.8	0:10.64	1:11.03 [10]	0:57.46 [1]	0:46.82 [2]	0:35.73 [2]	0:24.24 [3]	0:12.56 [5]	6.5L	0:35.73	-1
		Chelsea Jokic		1000m	1000m	(0:13.57)	(0:10.64)	(0:11.09)	(0:11.49)	(0:11.68)	(0:12.56)			

Scratched: Listen Listen (#14), Extra Free (#15), Dawn Strike (#16)



Townsville QLD Professional

Race 9: LADBROKE IT! Class 3 Handicap - 1200m

13 June 2024 - 17:13



Track Rating: Good 4, Weather: Fine, Rail Position: +3m 1000m-W/Post; True Remainder

Section		Overall	1000m	800m	600m	400m	200m	Last 600m					
Field Times		1:09.93 (0:13.57)	0:56.36 (0:10.55)	0:45.81 (0:11.11)	0:34.70 (0:11.31)	0:23.39 (0:11.44)	0:11.95 (0:11.95)	0:34.70					
Rank	TAB Horse/Jockey	Barrier	Top Speed [km/h]	Fastest Section	Margin							Distance Travelled [m]	
11	9 PRIVATE CHEETAH Adam Spinks	11	69.2 1000m	0:10.66 1000m	1:11.08 [11] (0:13.75)	0:57.33 [4] (0:10.66)	0:46.67 [4] (0:11.18)	0:35.49 [5] (0:11.41)	0:24.08 [5] (0:11.62)	0:12.46 [7] (0:12.46)	6.8L	0:35.49	+0
12	5 CETSHWAYO Masayuki Abe	7	68.1 1000m	0:10.82 1000m	1:11.88 [12] (0:14.68)	0:57.20 [13] (0:10.82)	0:46.38 [13] (0:10.90)	0:35.48 [12] (0:11.38)	0:24.10 [12] (0:11.53)	0:12.57 [12] (0:12.57)	11.51L	0:35.48	-6
13	12 BLOOMIN' READY Jason Taylor	5	67.8 1000m	0:11.03 1000m	1:12.21 [13] (0:14.38)	0:57.83 [11] (0:11.03)	0:46.80 [12] (0:11.14)	0:35.66 [13] (0:11.62)	0:24.04 [13] (0:11.65)	0:12.39 [13] (0:12.39)	13.43L	0:35.66	+0

Scratched: Listen Listen (#14), Extra Free (#15), Dawn Strike (#16)

[] Ranking at each section and finish
 -:-:-:- No data available at this section
 NA No data available

SCN Saddle cloth number
 DNF Did not finish
 DNT Did not track



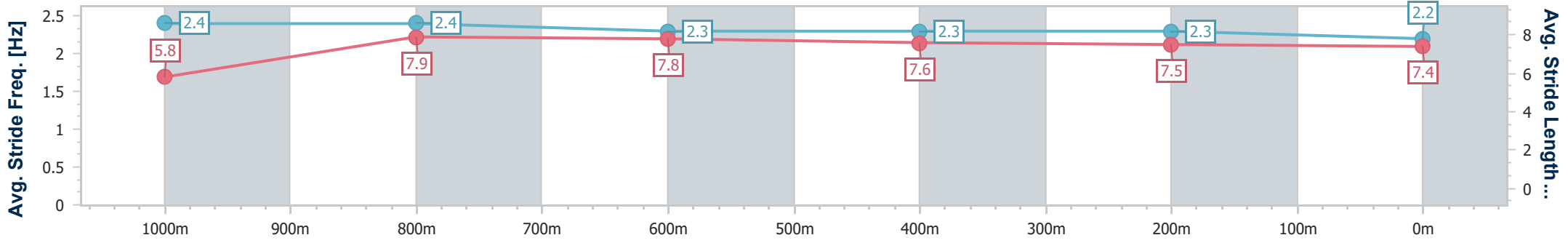
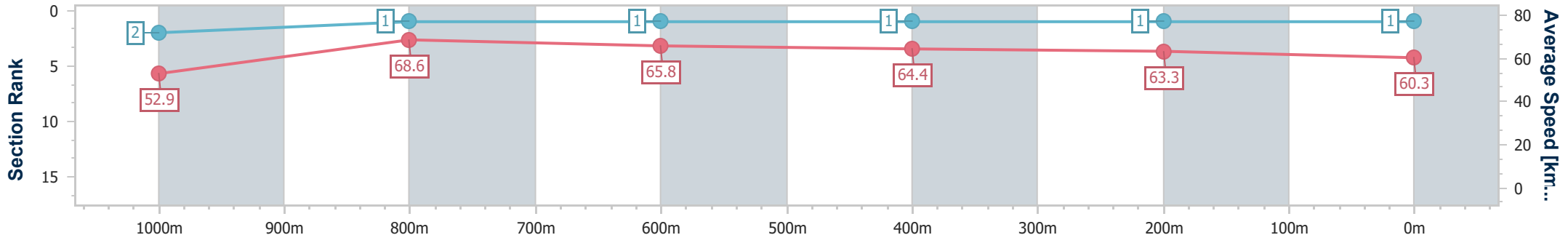
Horse/Jockey Name	Beauty Boom
Final Rank	1
Fastest Section Time (Section)	0:10.53 (1000m)
Top Speed [km/h] (Section)	70.0 (1000m)
Race State	Finished



Townsville QLD Professional
Race 9: LADBROKE IT! Class 3 Handicap - 1200m
 13 June 2024 - 17:13
 Track Rating: Good 4, Weather: Fine, Rail Position: +3m 1000m-
 W/Post; True Remainder



Section	Overall	1000m	800m	600m	400m	200m
Section Times	1:09.93 [1] (0:13.59)	0:56.34 [2] (0:10.53)	0:45.81 [1] (0:11.11)	0:34.70 [1] (0:11.31)	0:23.39 [1] (0:11.44)	0:11.95 [1] (0:11.95)
Average Speed [km/h]	52.9	68.6	65.8	64.4	63.3	60.3
Top Speed [km/h]	69.9	70.0	67.1	65.9	64.7	64.9
Avg. Dist. to Rail [m]	2.4	1.4	3.1	2.3	2.2	0.4
Avg. Stride Freq. [Hz]	2.4	2.4	2.3	2.3	2.3	2.2
Avg. Stride Length [m]	5.8	7.9	7.8	7.6	7.5	7.4



- [] Ranking at each section and finish
- .-.- No data available at this section
- NA No data available



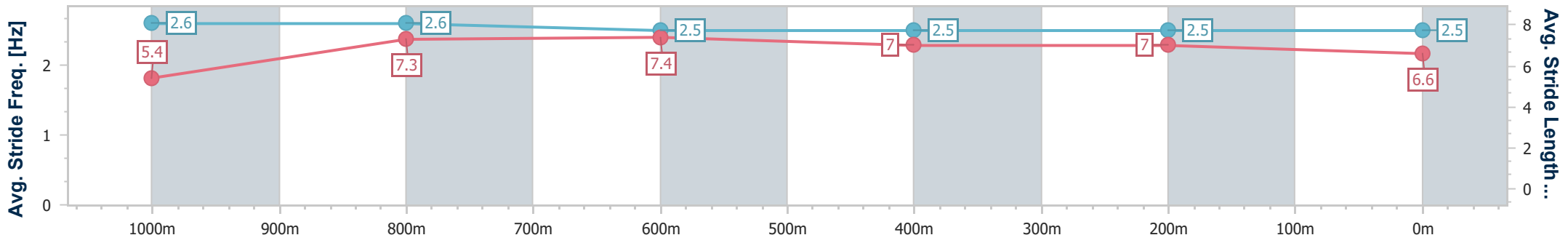
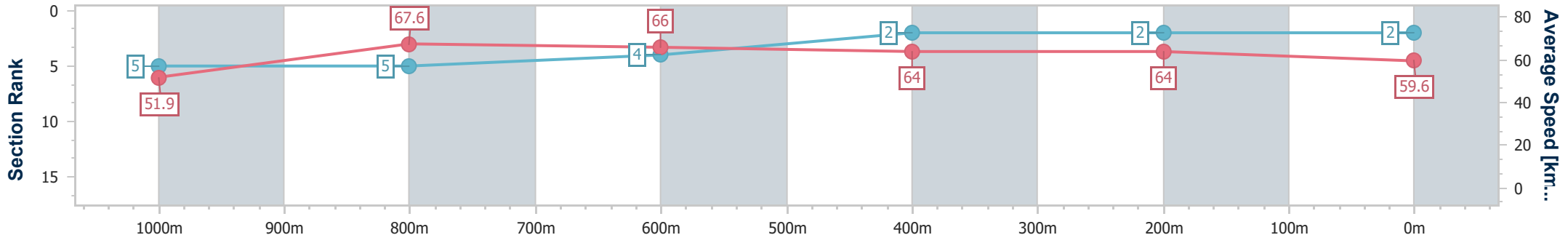
Horse/Jockey Name	Moktaffy
Final Rank	2
Fastest Section Time (Section)	0:10.65 (1000m)
Top Speed [km/h] (Section)	70.9 (1000m)
Race State	Finished



Townsville QLD Professional
Race 9: LADBROKE IT! Class 3 Handicap - 1200m
 13 June 2024 - 17:13
 Track Rating: Good 4, Weather: Fine, Rail Position: +3m 1000m-
 W/Post; True Remainder



Section	Overall	1000m	800m	600m	400m	200m
Section Times	1:10.19 [2] (0:13.79)	0:56.40 [5] (0:10.65)	0:45.75 [5] (0:10.97)	0:34.78 [4] (0:11.36)	0:23.42 [2] (0:11.33)	0:12.09 [2] (0:12.09)
Average Speed [km/h]	51.9	67.6	66.0	64.0	64.0	59.6
Top Speed [km/h]	70.2	70.9	68.4	65.1	64.8	62.3
Avg. Dist. to Rail [m]	3.8	1.0	1.0	2.1	4.1	4.6
Avg. Stride Freq. [Hz]	2.6	2.6	2.5	2.5	2.5	2.5
Avg. Stride Length [m]	5.4	7.3	7.4	7.0	7.0	6.6



- [] Ranking at each section and finish
- .-.- No data available at this section
- NA No data available



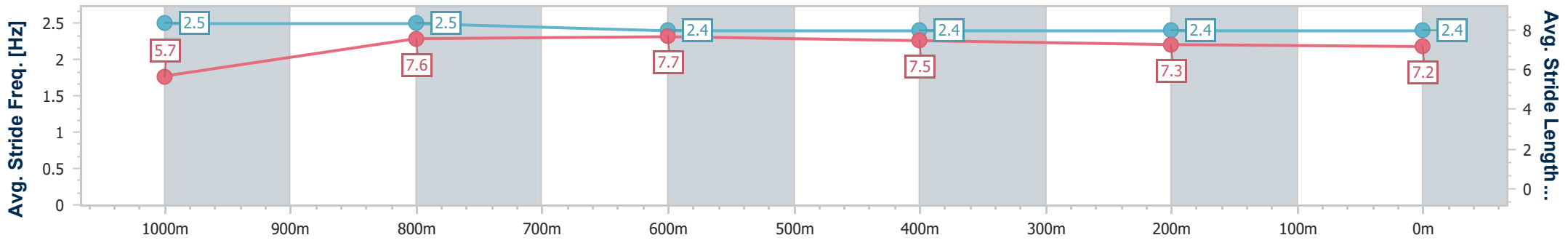
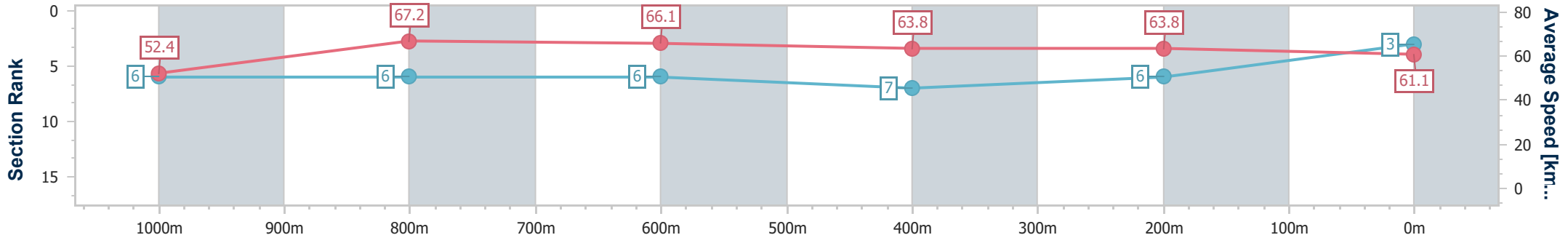
Horse/Jockey Name	Sir Maximus
Final Rank	3
Fastest Section Time (Section)	0:10.74 (1000m)
Top Speed [km/h] (Section)	69.0 (1000m)
Race State	Finished



Townsville QLD Professional
Race 9: LADBROKE IT! Class 3 Handicap - 1200m
 13 June 2024 - 17:13
 Track Rating: Good 4, Weather: Fine, Rail Position: +3m 1000m-
 W/Post; True Remainder



Section	Overall	1000m	800m	600m	400m	200m
Section Times	1:10.30 [3] (0:13.83)	0:56.47 [6] (0:10.74)	0:45.73 [6] (0:11.03)	0:34.70 [6] (0:11.49)	0:23.21 [7] (0:11.42)	0:11.79 [6] (0:11.79)
Average Speed [km/h]	52.4	67.2	66.1	63.8	63.8	61.1
Top Speed [km/h]	68.7	69.0	67.7	66.4	65.1	63.3
Avg. Dist. to Rail [m]	10.3	0.7	2.3	3.8	6.4	8.1
Avg. Stride Freq. [Hz]	2.5	2.5	2.4	2.4	2.4	2.4
Avg. Stride Length [m]	5.7	7.6	7.7	7.5	7.3	7.2



- [] Ranking at each section and finish
- .-.- No data available at this section
- NA No data available



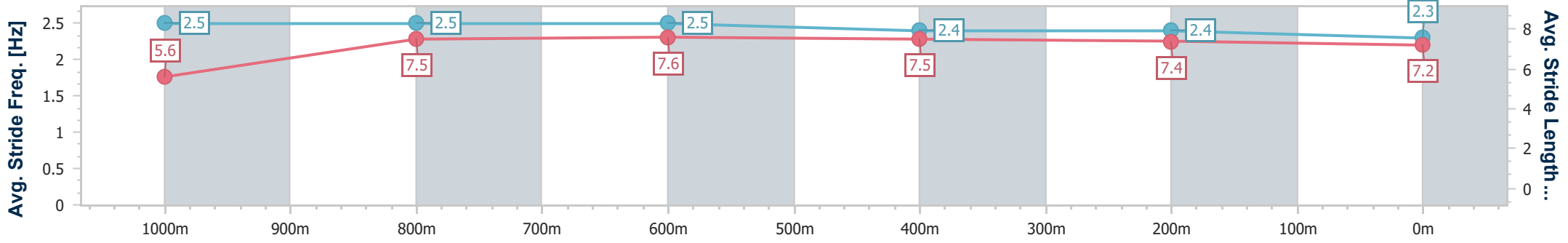
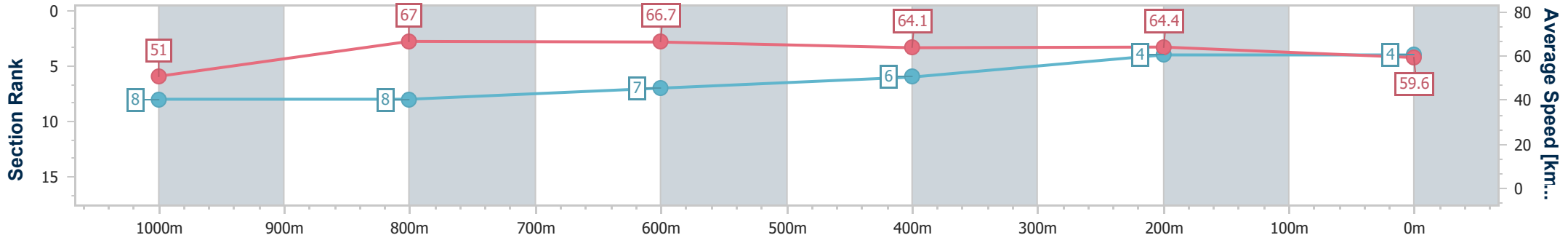
Horse/Jockey Name	Devil's Inn
Final Rank	4
Fastest Section Time (Section)	0:10.69 (1000m)
Top Speed [km/h] (Section)	68.9 (800m)
Race State	Finished



Townsville QLD Professional
Race 9: LADBROKE IT! Class 3 Handicap - 1200m
 13 June 2024 - 17:13
 Track Rating: Good 4, Weather: Fine, Rail Position: +3m 1000m-
 W/Post; True Remainder



Section	Overall	1000m	800m	600m	400m	200m
Section Times	1:10.40 [4] (0:14.12)	0:56.28 [8] (0:10.69)	0:45.59 [8] (0:10.90)	0:34.69 [7] (0:11.36)	0:23.33 [6] (0:11.24)	0:12.09 [4] (0:12.09)
Average Speed [km/h]	51.0	67.0	66.7	64.1	64.4	59.6
Top Speed [km/h]	67.8	68.0	68.9	66.3	66.0	62.5
Avg. Dist. to Rail [m]	4.5	1.4	2.0	2.5	3.9	5.1
Avg. Stride Freq. [Hz]	2.5	2.5	2.5	2.4	2.4	2.3
Avg. Stride Length [m]	5.6	7.5	7.6	7.5	7.4	7.2



- [] Ranking at each section and finish
- .-.- No data available at this section
- NA No data available



Horse/Jockey Name	The Sherpa
Final Rank	5
Fastest Section Time (Section)	0:10.61 (1000m)
Top Speed [km/h] (Section)	69.9 (1000m)
Race State	Finished



Townsville QLD Professional

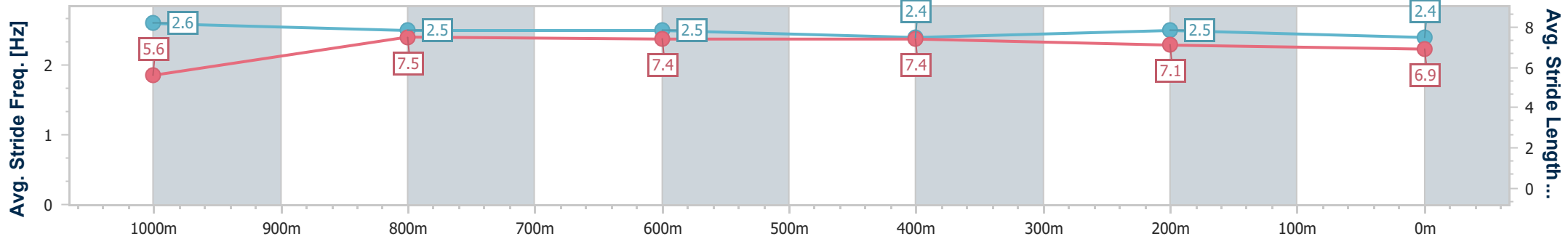
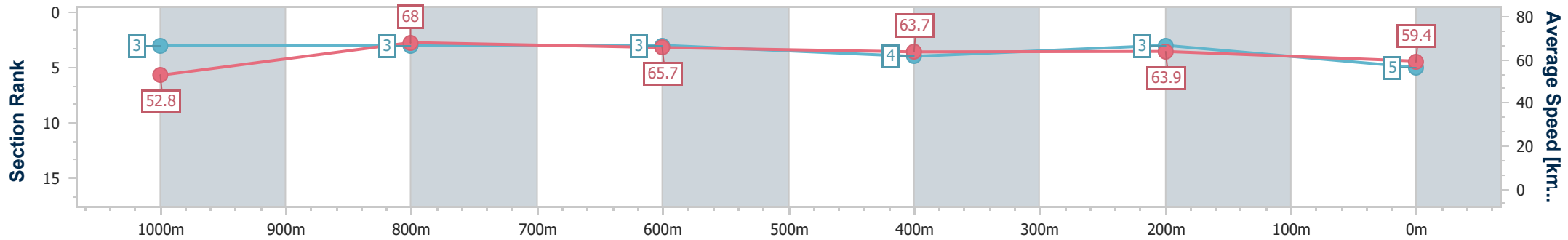
Race 9: LADBROKE IT! Class 3 Handicap - 1200m

13 June 2024 - 17:13

Track Rating: Good 4, Weather: Fine, Rail Position: +3m 1000m-W/Post; True Remainder



Section	Overall	1000m	800m	600m	400m	200m
Section Times	1:10.42 [5] (0:13.71)	0:56.71 [3] (0:10.61)	0:46.10 [3] (0:11.03)	0:35.07 [3] (0:11.50)	0:23.57 [4] (0:11.44)	0:12.13 [3] (0:12.13)
Average Speed [km/h]	52.8	68.0	65.7	63.7	63.9	59.4
Top Speed [km/h]	69.9	69.9	67.3	66.2	65.9	62.1
Avg. Dist. to Rail [m]	9.1	0.6	1.2	3.8	7.3	7.0
Avg. Stride Freq. [Hz]	2.6	2.5	2.5	2.4	2.5	2.4
Avg. Stride Length [m]	5.6	7.5	7.4	7.4	7.1	6.9



- [] Ranking at each section and finish
- .-.- No data available at this section
- NA No data available



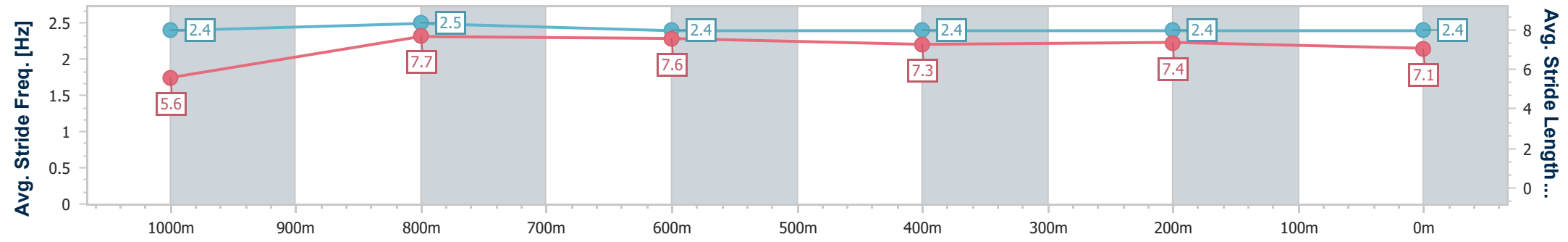
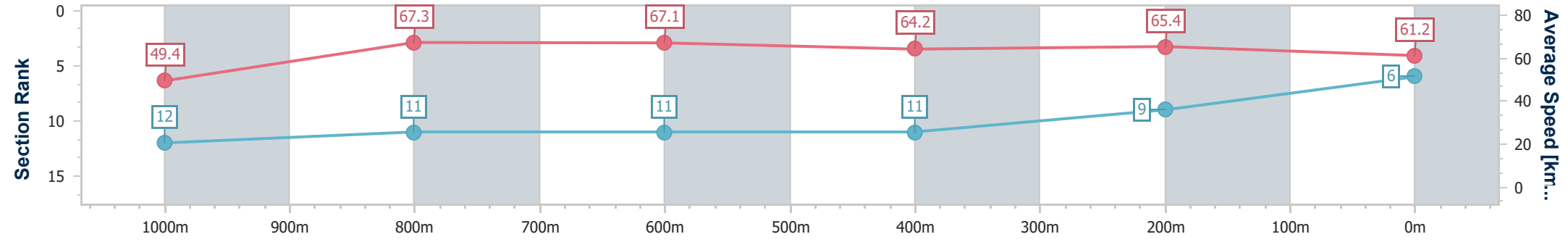
Horse/Jockey Name	Harrow
Final Rank	6
Fastest Section Time (Section)	0:10.71 (1000m)
Top Speed [km/h] (Section)	69.8 (1000m)
Race State	Finished



Townsville QLD Professional
Race 9: LADBROKE IT! Class 3 Handicap - 1200m
 13 June 2024 - 17:13
 Track Rating: Good 4, Weather: Fine, Rail Position: +3m 1000m-
 W/Post; True Remainder



Section	Overall	1000m	800m	600m	400m	200m
Section Times	1:10.53 [6] (0:14.59)	0:55.94 [12] (0:10.71)	0:45.23 [11] (0:10.88)	0:34.35 [11] (0:11.46)	0:22.89 [11] (0:11.09)	0:11.80 [9] (0:11.80)
Average Speed [km/h]	49.4	67.3	67.1	64.2	65.4	61.2
Top Speed [km/h]	65.8	69.8	69.3	65.9	66.2	64.2
Avg. Dist. to Rail [m]	6.0	0.5	2.5	4.6	5.6	8.2
Avg. Stride Freq. [Hz]	2.4	2.5	2.4	2.4	2.4	2.4
Avg. Stride Length [m]	5.6	7.7	7.6	7.3	7.4	7.1



- [] Ranking at each section and finish
- .-.- No data available at this section
- NA No data available



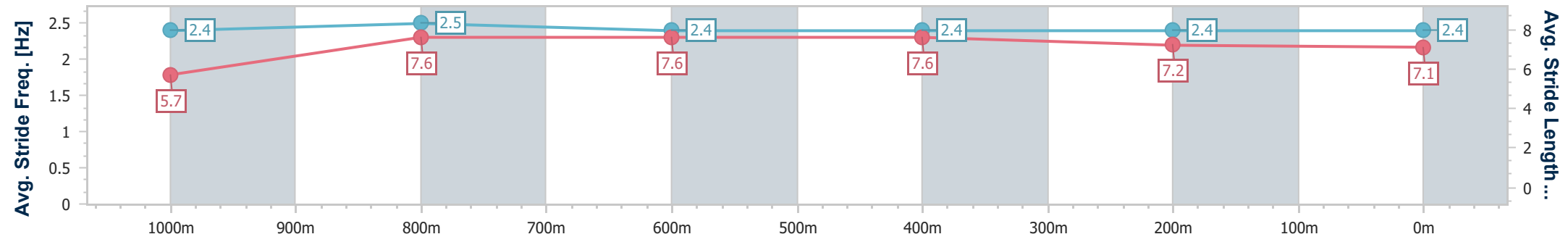
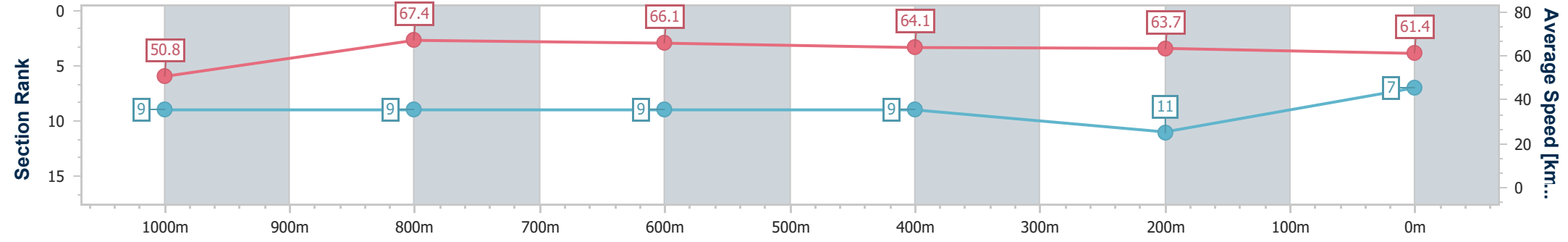
Horse/Jockey Name	Five Bulls
Final Rank	7
Fastest Section Time (Section)	0:10.67 (1000m)
Top Speed [km/h] (Section)	68.9 (1000m)
Race State	Finished



Townsville QLD Professional
 Race 9: LADBROKE IT! Class 3 Handicap - 1200m
 13 June 2024 - 17:13
 Track Rating: Good 4, Weather: Fine, Rail Position: +3m 1000m-
 W/Post; True Remainder



Section	Overall	1000m	800m	600m	400m	200m
Section Times	1:10.54 [7] (0:14.19)	0:56.35 [9] (0:10.67)	0:45.68 [9] (0:11.03)	0:34.65 [9] (0:11.48)	0:23.17 [9] (0:11.44)	0:11.73 [11] (0:11.73)
Average Speed [km/h]	50.8	67.4	66.1	64.1	63.7	61.4
Top Speed [km/h]	67.7	68.9	68.1	66.9	64.4	63.6
Avg. Dist. to Rail [m]	8.3	0.7	2.4	4.5	8.1	10.3
Avg. Stride Freq. [Hz]	2.4	2.5	2.4	2.4	2.4	2.4
Avg. Stride Length [m]	5.7	7.6	7.6	7.6	7.2	7.1



- [] Ranking at each section and finish
- .-.- No data available at this section
- NA No data available



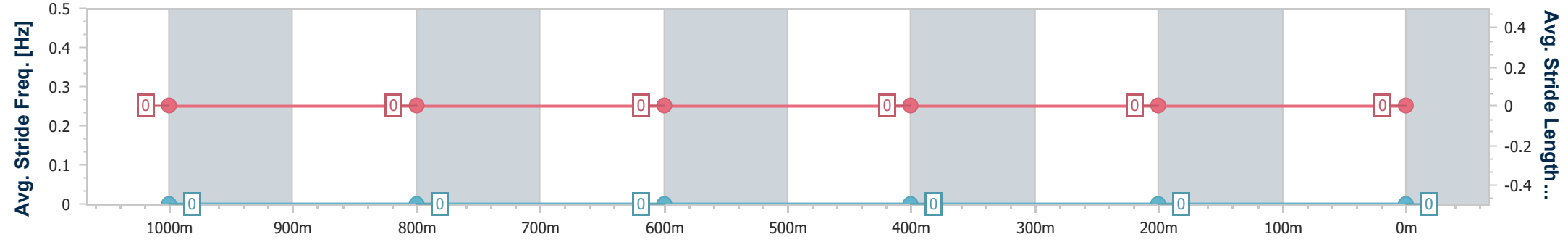
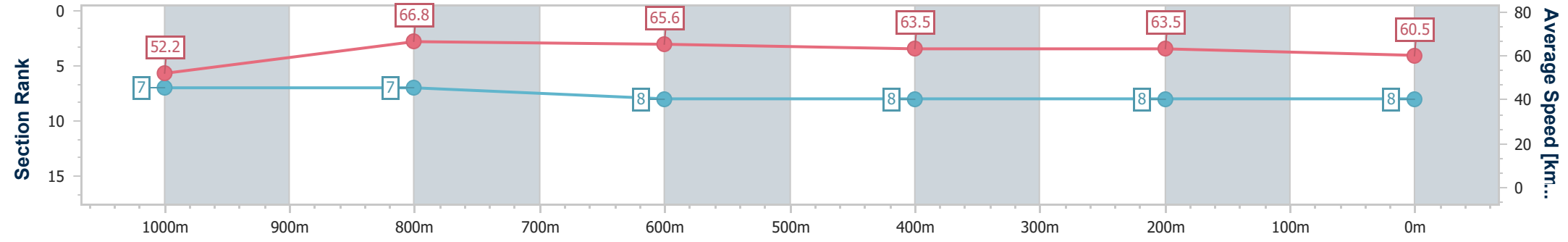
Horse/Jockey Name	Valenki
Final Rank	8
Fastest Section Time (Section)	0:10.78 (1000m)
Top Speed [km/h] (Section)	68.5 (1000m)
Race State	Finished



Townsville QLD Professional
Race 9: LADBROKE IT! Class 3 Handicap - 1200m
 13 June 2024 - 17:13
 Track Rating: Good 4, Weather: Fine, Rail Position: +3m 1000m-
 W/Post; True Remainder



Section	Overall	1000m	800m	600m	400m	200m
Section Times	1:10.59 [8] (0:13.84)	0:56.75 [7] (0:10.78)	0:45.97 [7] (0:11.10)	0:34.87 [8] (0:11.52)	0:23.35 [8] (0:11.45)	0:11.90 [8] (0:11.90)
Average Speed [km/h]	52.2	66.8	65.6	63.5	63.5	60.5
Top Speed [km/h]	68.3	68.5	67.6	64.7	63.8	63.1
Avg. Dist. to Rail [m]	7.7	0.6	2.0	3.4	6.4	9.0
Avg. Stride Freq. [Hz]	--	--	--	--	--	--
Avg. Stride Length [m]	--	--	--	--	--	--



- [] Ranking at each section and finish
- No data available at this section
- NA No data available



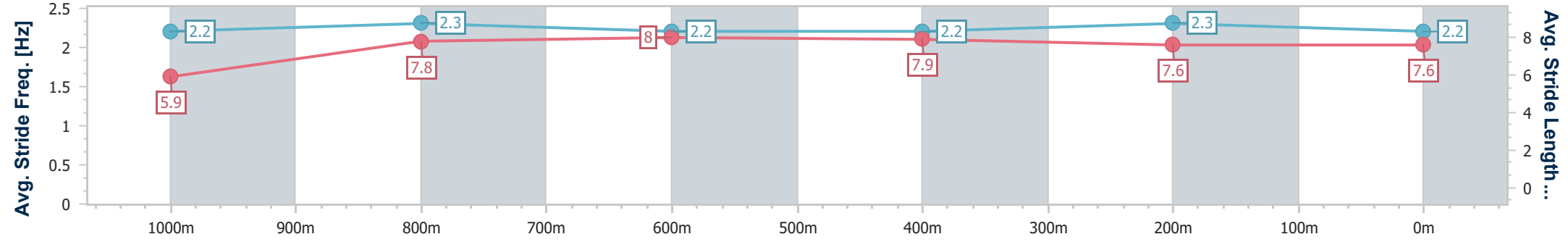
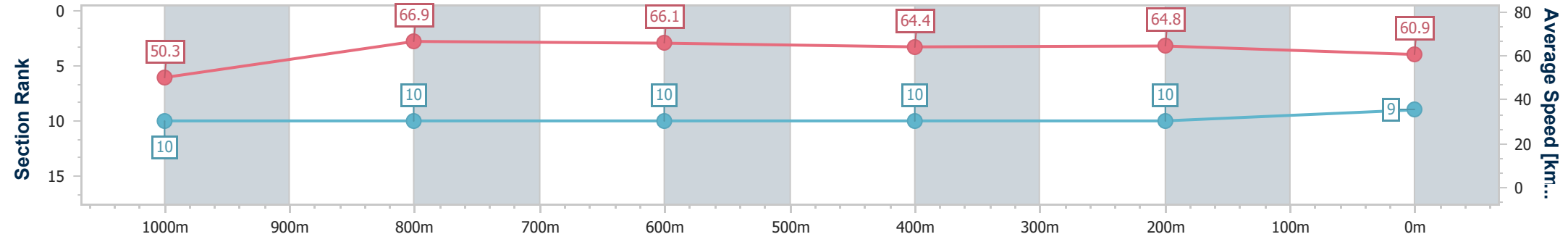
Horse/Jockey Name	Victory For Us
Final Rank	9
Fastest Section Time (Section)	0:10.76 (1000m)
Top Speed [km/h] (Section)	68.5 (1000m)
Race State	Finished



Townsville QLD Professional
Race 9: LADBROKE IT! Class 3 Handicap - 1200m
 13 June 2024 - 17:13
 Track Rating: Good 4, Weather: Fine, Rail Position: +3m 1000m-
 W/Post; True Remainder



Section	Overall	1000m	800m	600m	400m	200m
Section Times	1:10.60 [9] (0:14.27)	0:56.33 [10] (0:10.76)	0:45.57 [10] (0:11.06)	0:34.51 [10] (0:11.41)	0:23.10 [10] (0:11.26)	0:11.84 [10] (0:11.84)
Average Speed [km/h]	50.3	66.9	66.1	64.4	64.8	60.9
Top Speed [km/h]	67.2	68.5	67.4	65.7	65.1	64.1
Avg. Dist. to Rail [m]	2.1	1.0	2.5	4.7	8.5	10.7
Avg. Stride Freq. [Hz]	2.2	2.3	2.2	2.2	2.3	2.2
Avg. Stride Length [m]	5.9	7.8	8.0	7.9	7.6	7.6



- [] Ranking at each section and finish
- .-.- No data available at this section
- NA No data available



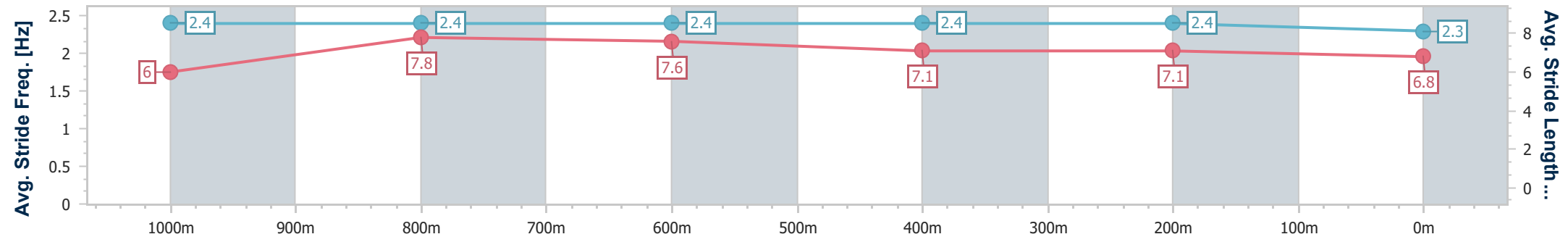
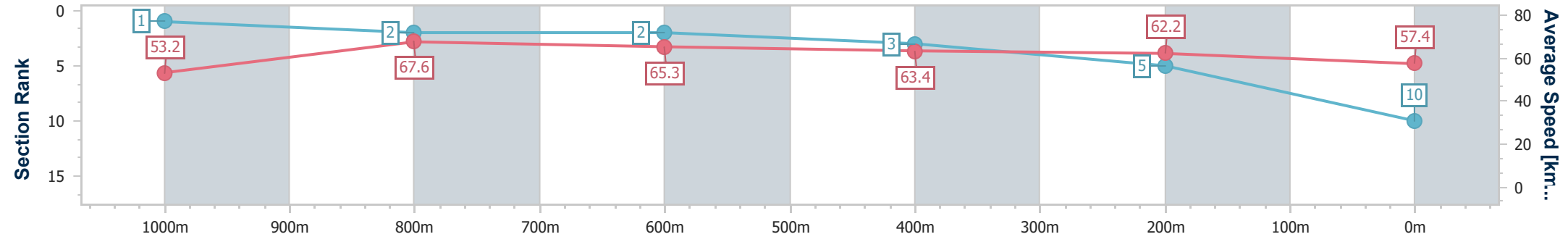
Horse/Jockey Name	Dystopian
Final Rank	10
Fastest Section Time (Section)	0:10.64 (1000m)
Top Speed [km/h] (Section)	69.8 (1000m)
Race State	Finished



Townsville QLD Professional
Race 9: LADBROKE IT! Class 3 Handicap - 1200m
 13 June 2024 - 17:13
 Track Rating: Good 4, Weather: Fine, Rail Position: +3m 1000m-
 W/Post; True Remainder



Section	Overall	1000m	800m	600m	400m	200m
Section Times	1:11.03 [10] (0:13.57)	0:57.46 [1] (0:10.64)	0:46.82 [2] (0:11.09)	0:35.73 [2] (0:11.49)	0:24.24 [3] (0:11.68)	0:12.56 [5] (0:12.56)
Average Speed [km/h]	53.2	67.6	65.3	63.4	62.2	57.4
Top Speed [km/h]	69.7	69.8	68.1	65.0	63.8	60.2
Avg. Dist. to Rail [m]	7.2	0.3	1.4	2.9	5.1	6.5
Avg. Stride Freq. [Hz]	2.4	2.4	2.4	2.4	2.4	2.3
Avg. Stride Length [m]	6.0	7.8	7.6	7.1	7.1	6.8



- [] Ranking at each section and finish
- .-.- No data available at this section
- NA No data available



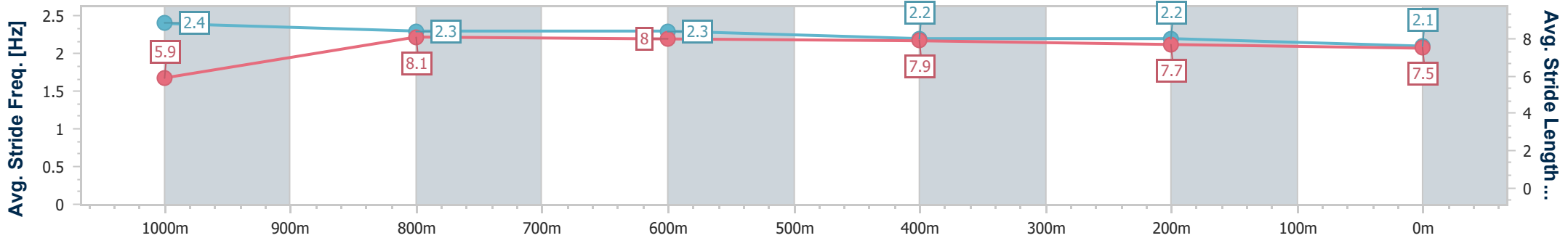
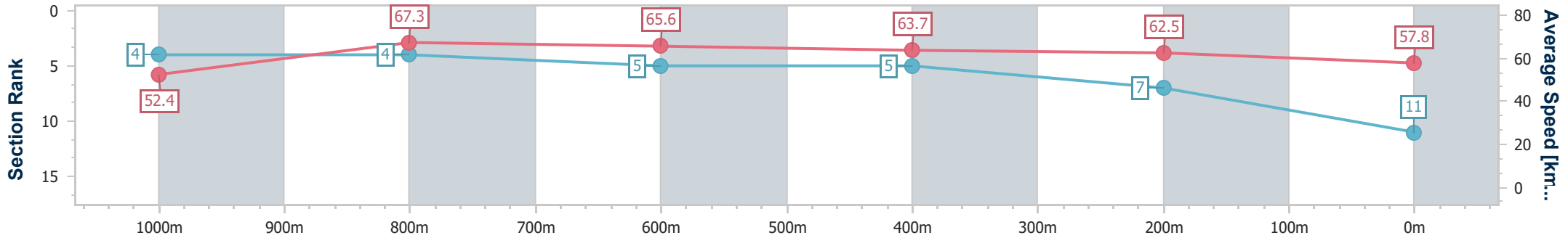
Horse/Jockey Name	Private Cheetah
Final Rank	11
Fastest Section Time (Section)	0:10.66 (1000m)
Top Speed [km/h] (Section)	69.2 (1000m)
Race State	Finished



Townsville QLD Professional
 Race 9: LADBROKE IT! Class 3 Handicap - 1200m
 13 June 2024 - 17:13
 Track Rating: Good 4, Weather: Fine, Rail Position: +3m 1000m-
 W/Post; True Remainder



Section	Overall	1000m	800m	600m	400m	200m
Section Times	1:11.08 [11] (0:13.75)	0:57.33 [4] (0:10.66)	0:46.67 [4] (0:11.18)	0:35.49 [5] (0:11.41)	0:24.08 [5] (0:11.62)	0:12.46 [7] (0:12.46)
Average Speed [km/h]	52.4	67.3	65.6	63.7	62.5	57.8
Top Speed [km/h]	68.3	69.2	67.7	66.2	64.3	61.3
Avg. Dist. to Rail [m]	5.4	1.2	3.2	2.7	4.5	5.6
Avg. Stride Freq. [Hz]	2.4	2.3	2.3	2.2	2.2	2.1
Avg. Stride Length [m]	5.9	8.1	8.0	7.9	7.7	7.5



- [] Ranking at each section and finish
- .-.- No data available at this section
- NA No data available



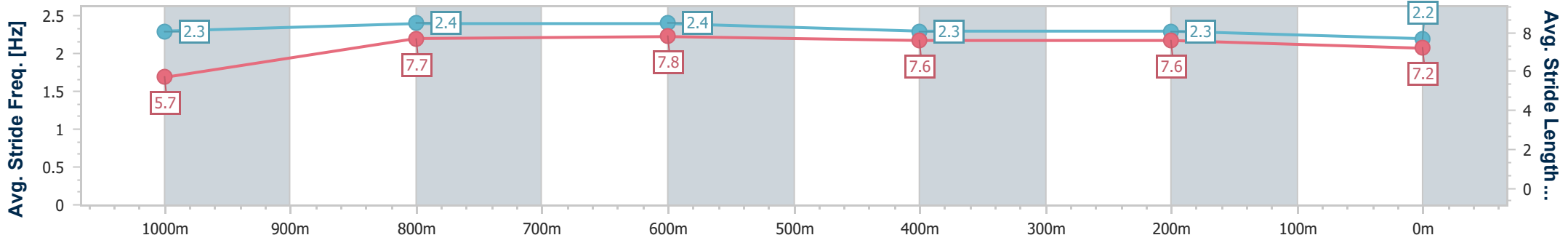
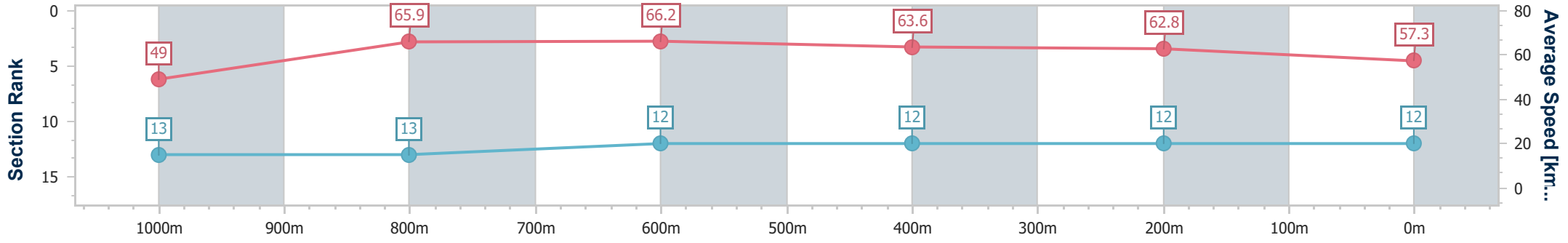
Horse/Jockey Name	Cetshwayo
Final Rank	12
Fastest Section Time (Section)	0:10.82 (1000m)
Top Speed [km/h] (Section)	68.1 (1000m)
Race State	Finished



Townsville QLD Professional
Race 9: LADBROKE IT! Class 3 Handicap - 1200m
 13 June 2024 - 17:13
 Track Rating: Good 4, Weather: Fine, Rail Position: +3m 1000m-
 W/Post; True Remainder



Section	Overall	1000m	800m	600m	400m	200m
Section Times	1:11.88 [12] (0:14.68)	0:57.20 [13] (0:10.82)	0:46.38 [13] (0:10.90)	0:35.48 [12] (0:11.38)	0:24.10 [12] (0:11.53)	0:12.57 [12] (0:12.57)
Average Speed [km/h]	49.0	65.9	66.2	63.6	62.8	57.3
Top Speed [km/h]	65.5	68.1	67.8	65.9	64.1	61.3
Avg. Dist. to Rail [m]	4.4	2.0	0.6	1.1	4.6	7.8
Avg. Stride Freq. [Hz]	2.3	2.4	2.4	2.3	2.3	2.2
Avg. Stride Length [m]	5.7	7.7	7.8	7.6	7.6	7.2



- [] Ranking at each section and finish
- .-.- No data available at this section
- NA No data available



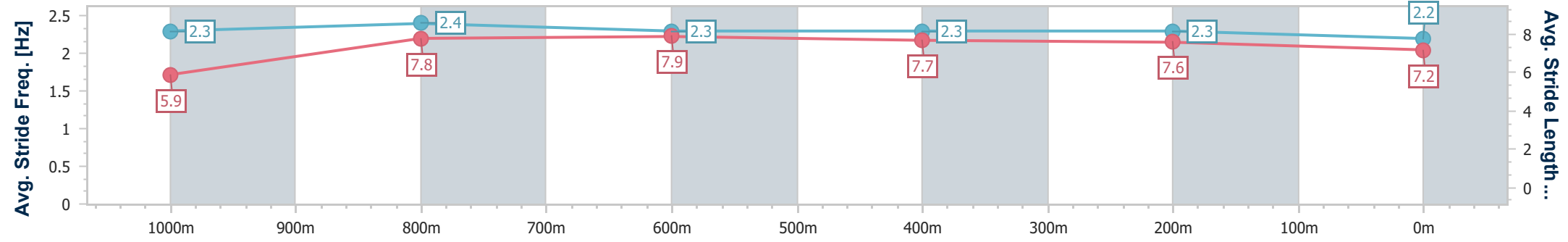
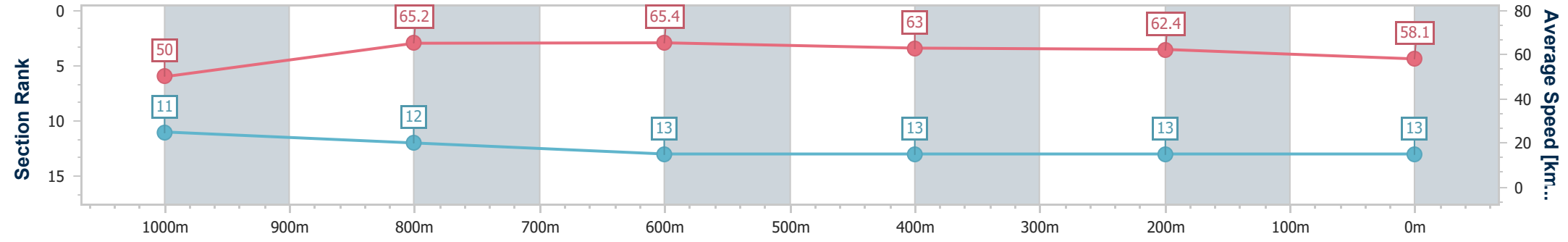
Horse/Jockey Name	Bloomin' Ready
Final Rank	13
Fastest Section Time (Section)	0:11.03 (1000m)
Top Speed [km/h] (Section)	67.8 (1000m)
Race State	Finished



Townsville QLD Professional
Race 9: LADBROKE IT! Class 3 Handicap - 1200m
 13 June 2024 - 17:13
 Track Rating: Good 4, Weather: Fine, Rail Position: +3m 1000m-
 W/Post; True Remainder



Section	Overall	1000m	800m	600m	400m	200m
Section Times	1:12.21 [13] (0:14.38)	0:57.83 [11] (0:11.03)	0:46.80 [12] (0:11.14)	0:35.66 [13] (0:11.62)	0:24.04 [13] (0:11.65)	0:12.39 [13] (0:12.39)
Average Speed [km/h]	50.0	65.2	65.4	63.0	62.4	58.1
Top Speed [km/h]	65.2	67.8	66.9	64.6	63.5	64.2
Avg. Dist. to Rail [m]	2.8	0.6	2.2	3.6	5.7	7.6
Avg. Stride Freq. [Hz]	2.3	2.4	2.3	2.3	2.3	2.2
Avg. Stride Length [m]	5.9	7.8	7.9	7.7	7.6	7.2



- [] Ranking at each section and finish
- .-.- No data available at this section
- NA No data available