



Doomben QLD Professional

Race 5: THE GIBSON QTIS Three-Year-Old BENCHMARK 65 Handicap - 1200m

12 June 2024 - 14:19



BRISBANE
RACING CLUB

Track Rating: Good 4, Weather: Fine, Rail Position: +9m Entire

Section		Overall	1000m	800m	600m	400m	200m	Last 600m					
Field Times		1:08.94 (0:12.97)	0:55.97 (0:10.49)	0:45.48 (0:11.36)	0:34.12 (0:11.55)	0:22.57 (0:11.05)	0:11.52 (0:11.52)	0:34.12					
Rank	TAB Horse/Jockey	Barrier	Top Speed [km/h]	Fastest Section							Margin	Distance Travelled [m]	
1	7 INVINCIBLE SHIELD Craig Williams	5	72.0 1000m	0:10.63 1000m	1:08.94 [1] (0:13.15)	0:55.79 [4] (0:10.63)	0:45.16 [4] (0:11.28)	0:33.88 [4] (0:11.46)	0:22.42 [3] (0:10.90)	0:11.52 [1] (0:11.52)	1:08.94	0:33.88	
2	9 RIMBAUD Jag Guthmann-Chester	3	71.1 1000m	0:10.60 1000m	1:09.47 [2] (0:13.25)	0:56.22 [5] (0:10.60)	0:45.62 [5] (0:11.32)	0:34.30 [5] (0:11.50)	0:22.80 [5] (0:11.10)	0:11.70 [4] (0:11.70)	3.07L	0:34.30	-1
3	4 TALTARNI FIELDS Cejay Graham	12	71.3 Overall	0:10.53 1000m	1:09.84 [3] (0:12.97)	0:56.87 [1] (0:10.53)	0:46.34 [2] (0:11.43)	0:34.91 [2] (0:11.55)	0:23.36 [2] (0:11.22)	0:12.14 [3] (0:12.14)	5.26L	0:34.91	-1
4	3 DESERT KOBY Justin Huxtable	8	72.0 1000m	0:10.44 1000m	1:09.93 [4] (0:13.02)	0:56.91 [2] (0:10.44)	0:46.47 [1] (0:11.36)	0:35.11 [1] (0:11.55)	0:23.56 [1] (0:11.24)	0:12.32 [2] (0:12.32)	5.79L	0:35.11	-4
5	6 GREYZOUS Robbie Dolan	10	71.3 Overall	0:10.51 1000m	1:10.19 [5] (0:13.43)	0:56.76 [7] (0:10.51)	0:46.25 [6] (0:11.29)	0:34.96 [6] (0:11.51)	0:23.45 [6] (0:11.25)	0:12.20 [6] (0:12.20)	7.33L	0:34.96	+5
6	12 NOBLE STYLE Sean Cormack	7	71.9 1000m	0:10.62 1000m	1:10.21 [6] (0:13.10)	0:57.11 [3] (0:10.62)	0:46.49 [3] (0:11.34)	0:35.15 [3] (0:11.52)	0:23.63 [4] (0:11.41)	0:12.22 [5] (0:12.22)	7.42L	0:35.15	-7
7	8 KING TARIK Tahlia Fenlon	11	70.4 1000m	0:10.57 1000m	1:10.26 [7] (0:14.01)	0:56.25 [11] (0:10.57)	0:45.68 [11] (0:11.13)	0:34.55 [11] (0:11.47)	0:23.08 [11] (0:11.08)	0:12.00 [8] (0:12.00)	7.73L	0:34.55	+0
8	15 BECAMO Michael Rodd	4	71.9 Overall	0:10.61 1000m	1:10.34 [8] (0:13.39)	0:56.95 [6] (0:10.61)	0:46.34 [7] (0:11.37)	0:34.97 [7] (0:11.68)	0:23.29 [8] (0:11.26)	0:12.03 [9] (0:12.03)	8.19L	0:34.97	-1
9	10 LADY SHOTGUN Michael Cahill	2	69.9 1000m	0:10.64 1000m	1:10.46 [9] (0:13.80)	0:56.66 [10] (0:10.64)	0:46.02 [10] (0:11.25)	0:34.77 [10] (0:11.41)	0:23.36 [10] (0:11.22)	0:12.14 [10] (0:12.14)	8.94L	0:34.77	-1
10	1 SMART RECOGNITION Martin Harley	6	70.9 Overall	0:10.70 1000m	1:10.50 [10] (0:13.51)	0:56.99 [8] (0:10.70)	0:46.29 [9] (0:11.24)	0:35.05 [8] (0:11.53)	0:23.52 [7] (0:11.25)	0:12.27 [7] (0:12.27)	9.17L	0:35.05	+3

Scratched: Betterletmedance (#2), The Inflictor (#5), Impendor (#13), Heyoka (#14), Within Reason (#11)

[] Ranking at each section and finish
 -:-:- No data available at this section
 NA No data available
 SCN Saddle cloth number
 DNF Did not finish
 DNT Did not track



Doomben QLD Professional
Race 5: THE GIBSON QTIS Three-Year-Old BENCHMARK 65 Handicap - 1200m
12 June 2024 - 14:19



Track Rating: Good 4, Weather: Fine, Rail Position: +9m Entire

Section	Overall	1000m	800m	600m	400m	200m	Last 600m
Field Times	1:08.94 (0:12.97)	0:55.97 (0:10.49)	0:45.48 (0:11.36)	0:34.12 (0:11.55)	0:22.57 (0:11.05)	0:11.52 (0:11.52)	0:34.12

Rank	TAB	Horse/Jockey	Barrier	Top Speed [km/h]	Fastest Section	Margin	Distance Travelled [m]
11	16	ARISTELLA	1	70.2	0:10.62	16.39L	-2
		Ron Stewart		1000m	1000m		

Scratched: Betterletmedance (#2), The Inflictor (#5), Impendor (#13), Heyoka (#14), Within Reason (#11)

[] Ranking at each section and finish
 -:-:- No data available at this section
 NA No data available

SCN Saddle cloth number
 DNF Did not finish
 DNT Did not track



Horse/Jockey Name	Invincible Shield
Final Rank	1
Fastest Section Time (Section)	0:10.63 (1000m)
Top Speed [km/h] (Section)	72.0 (1000m)
Race State	Finished

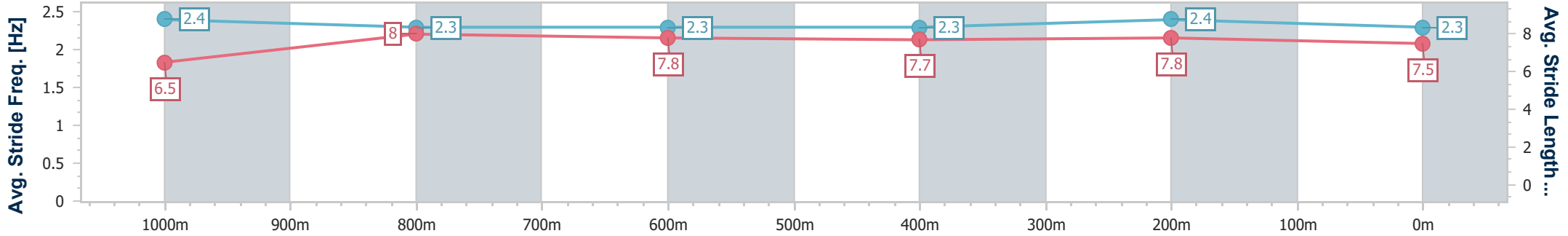
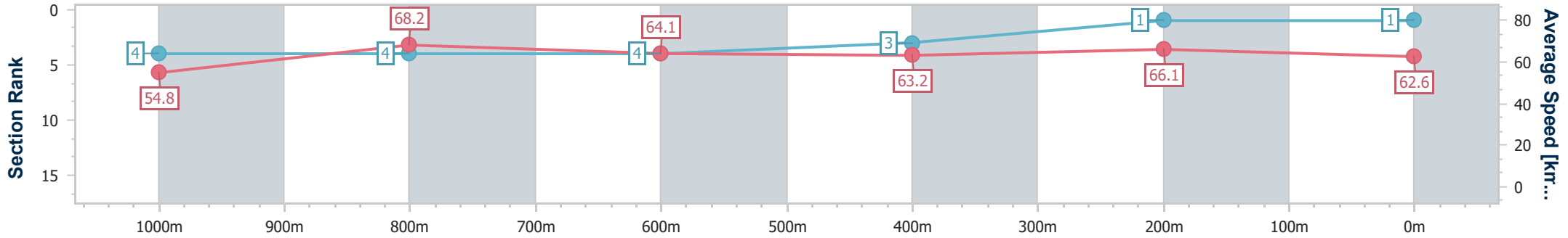


Doomben QLD Professional
Race 5: THE GIBSON QTIS Three-Year-Old BENCHMARK 65
Handicap - 1200m
12 June 2024 - 14:19
Track Rating: Good 4, Weather: Fine, Rail Position: +9m Entire



BRISBANE
 RACING CLUB

Section	Overall	1000m	800m	600m	400m	200m
Section Times	1:08.94 [1] (0:13.15)	0:55.79 [4] (0:10.63)	0:45.16 [4] (0:11.28)	0:33.88 [4] (0:11.46)	0:22.42 [3] (0:10.90)	0:11.52 [1] (0:11.52)
Average Speed [km/h]	54.8	68.2	64.1	63.2	66.1	62.6
Top Speed [km/h]	71.3	72.0	64.9	65.2	67.8	65.8
Avg. Dist. to Rail [m]	4.4	2.3	1.2	1.4	1.0	0.7
Avg. Stride Freq. [Hz]	2.4	2.3	2.3	2.3	2.4	2.3
Avg. Stride Length [m]	6.5	8.0	7.8	7.7	7.8	7.5



- [] Ranking at each section and finish
- .-.- No data available at this section
- NA No data available



Horse/Jockey Name	Rimbaud
Final Rank	2
Fastest Section Time (Section)	0:10.60 (1000m)
Top Speed [km/h] (Section)	71.1 (1000m)
Race State	Finished

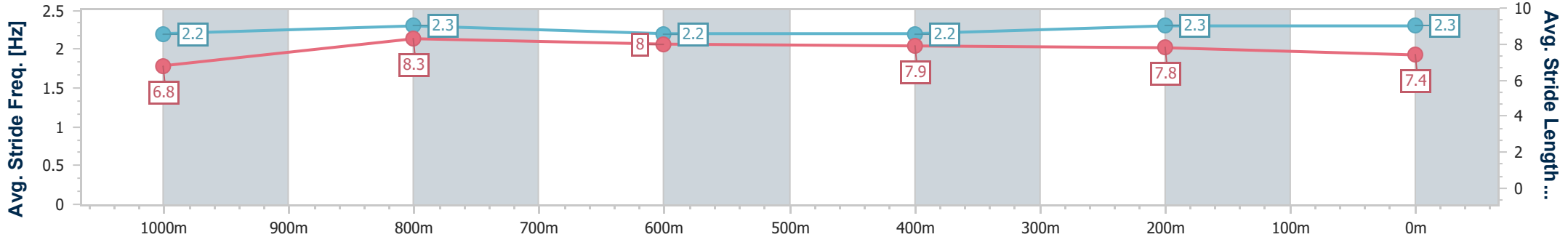
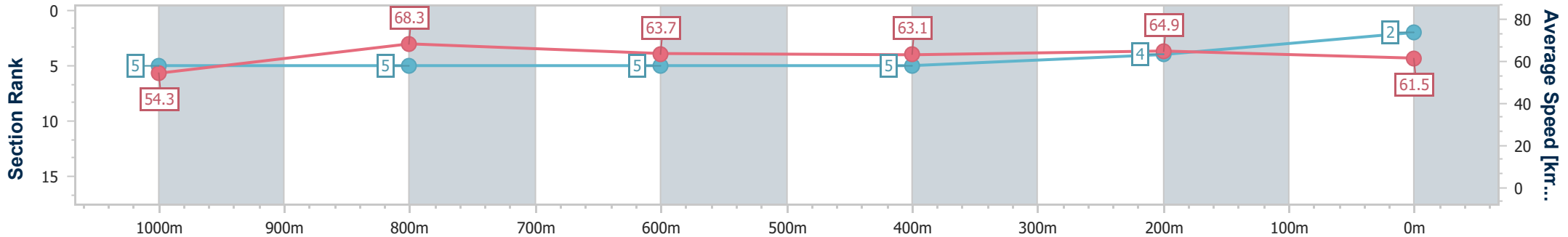


Doomben QLD Professional
Race 5: THE GIBSON QTIS Three-Year-Old BENCHMARK 65
Handicap - 1200m
12 June 2024 - 14:19
Track Rating: Good 4, Weather: Fine, Rail Position: +9m Entire



BRISBANE
RACING CLUB

Section	Overall	1000m	800m	600m	400m	200m
Section Times	1:09.47 [2] (0:13.25)	0:56.22 [5] (0:10.60)	0:45.62 [5] (0:11.32)	0:34.30 [5] (0:11.50)	0:22.80 [5] (0:11.10)	0:11.70 [4] (0:11.70)
Average Speed [km/h]	54.3	68.3	63.7	63.1	64.9	61.5
Top Speed [km/h]	71.1	71.1	65.1	64.5	65.8	64.2
Avg. Dist. to Rail [m]	2.2	1.0	1.1	0.7	1.9	2.0
Avg. Stride Freq. [Hz]	2.2	2.3	2.2	2.2	2.3	2.3
Avg. Stride Length [m]	6.8	8.3	8.0	7.9	7.8	7.4



- [] Ranking at each section and finish
- .-.- No data available at this section
- NA No data available



Horse/Jockey Name	Taltarni Fields
Final Rank	3
Fastest Section Time (Section)	0:10.53 (1000m)
Top Speed [km/h] (Section)	71.3 (Overall)
Race State	Finished

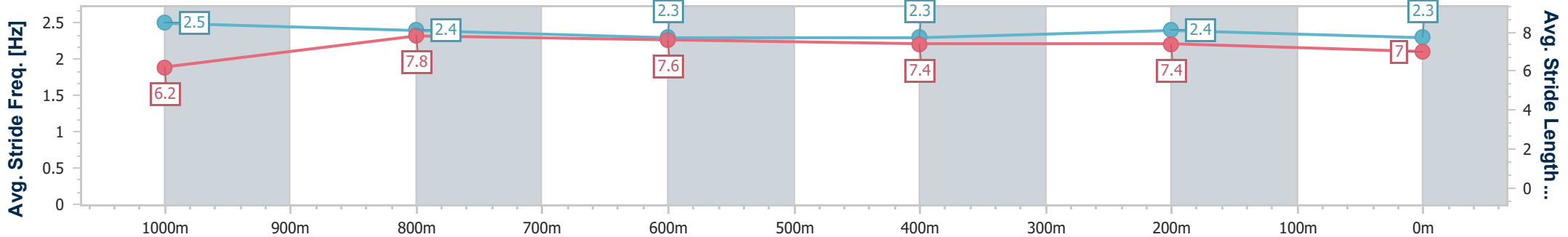
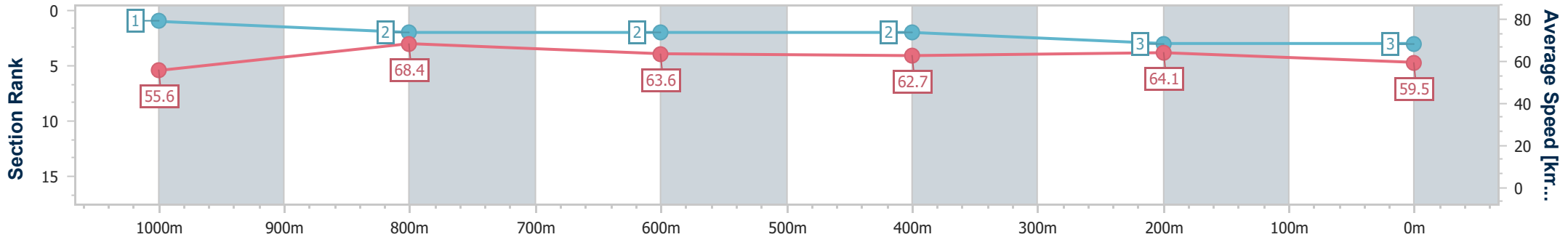


Doomben QLD Professional
Race 5: THE GIBSON QTIS Three-Year-Old BENCHMARK 65
Handicap - 1200m
12 June 2024 - 14:19
Track Rating: Good 4, Weather: Fine, Rail Position: +9m Entire



BRISBANE
 RACING CLUB

Section	Overall	1000m	800m	600m	400m	200m
Section Times	1:09.84 [3] (0:12.97)	0:56.87 [1] (0:10.53)	0:46.34 [2] (0:11.43)	0:34.91 [2] (0:11.55)	0:23.36 [2] (0:11.22)	0:12.14 [3] (0:12.14)
Average Speed [km/h]	55.6	68.4	63.6	62.7	64.1	59.5
Top Speed [km/h]	71.3	71.3	65.8	64.6	65.8	63.4
Avg. Dist. to Rail [m]	7.3	1.0	1.5	1.3	0.6	0.9
Avg. Stride Freq. [Hz]	2.5	2.4	2.3	2.3	2.4	2.3
Avg. Stride Length [m]	6.2	7.8	7.6	7.4	7.4	7.0



- [] Ranking at each section and finish
- .-.- No data available at this section
- NA No data available



Horse/Jockey Name	Desert Koby
Final Rank	4
Fastest Section Time (Section)	0:10.44 (1000m)
Top Speed [km/h] (Section)	72.0 (1000m)
Race State	Finished

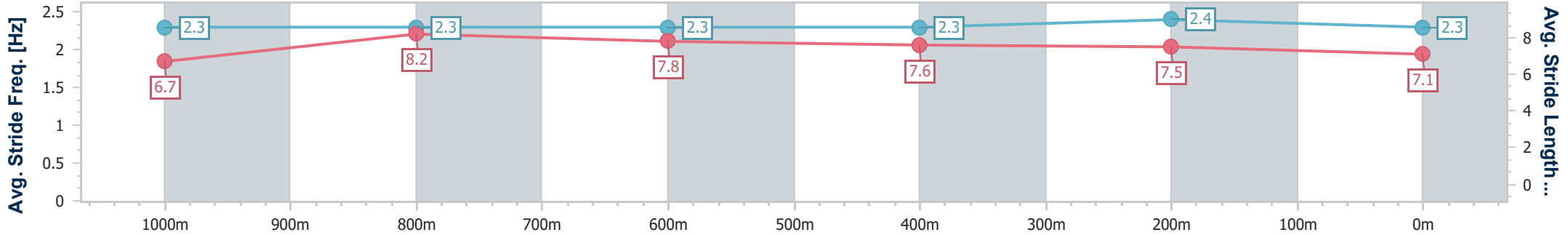
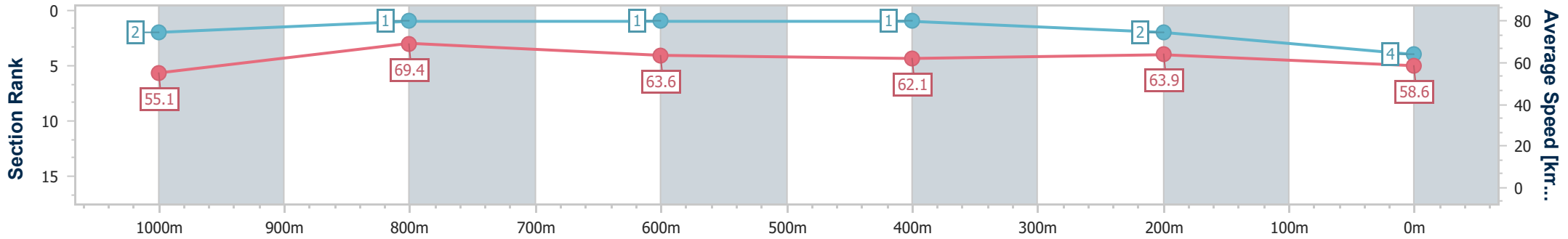


Doomben QLD Professional
Race 5: THE GIBSON QTIS Three-Year-Old BENCHMARK 65
Handicap - 1200m
12 June 2024 - 14:19
Track Rating: Good 4, Weather: Fine, Rail Position: +9m Entire



BRISBANE
RACING CLUB

Section	Overall	1000m	800m	600m	400m	200m
Section Times	1:09.93 [4] (0:13.02)	0:56.91 [2] (0:10.44)	0:46.47 [1] (0:11.36)	0:35.11 [1] (0:11.55)	0:23.56 [1] (0:11.24)	0:12.32 [2] (0:12.32)
Average Speed [km/h]	55.1	69.4	63.6	62.1	63.9	58.6
Top Speed [km/h]	71.6	72.0	66.1	63.3	65.2	62.7
Avg. Dist. to Rail [m]	6.1	2.3	0.7	0.7	0.8	0.4
Avg. Stride Freq. [Hz]	2.3	2.3	2.3	2.3	2.4	2.3
Avg. Stride Length [m]	6.7	8.2	7.8	7.6	7.5	7.1



- [] Ranking at each section and finish
- .-.- No data available at this section
- NA No data available



Horse/Jockey Name	Greyzous
Final Rank	5
Fastest Section Time (Section)	0:10.51 (1000m)
Top Speed [km/h] (Section)	71.3 (Overall)
Race State	Finished

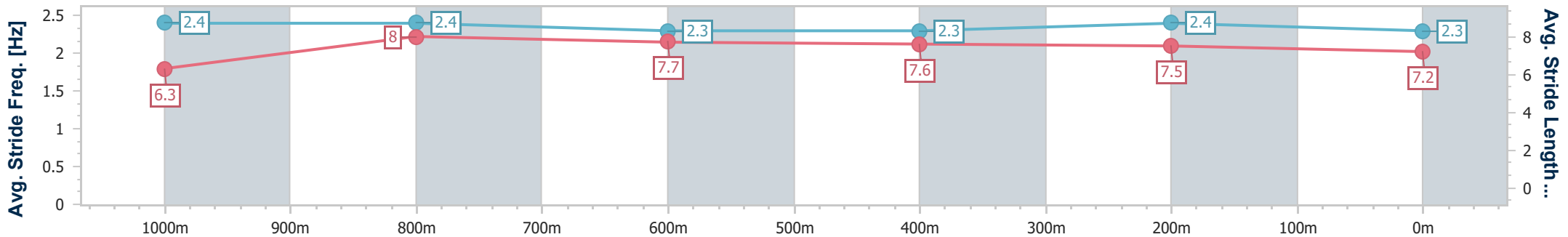
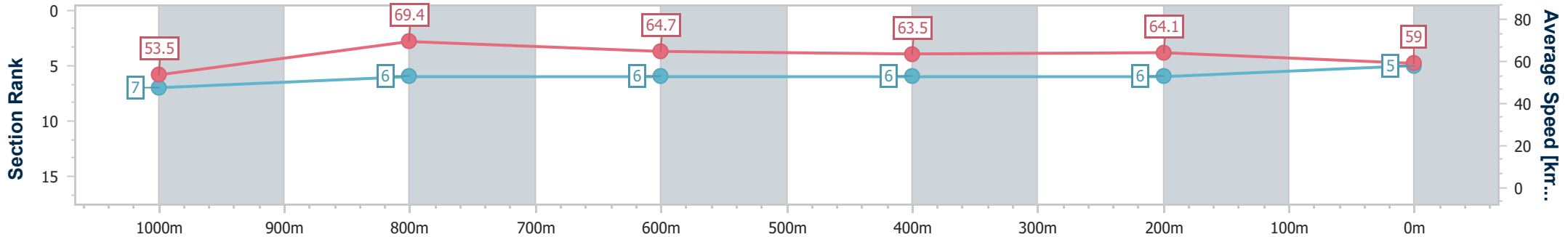


Doomben QLD Professional
Race 5: THE GIBSON QTIS Three-Year-Old BENCHMARK 65
Handicap - 1200m
12 June 2024 - 14:19
Track Rating: Good 4, Weather: Fine, Rail Position: +9m Entire



BRISBANE
RACING CLUB

Section	Overall	1000m	800m	600m	400m	200m
Section Times	1:10.19 [5] (0:13.43)	0:56.76 [7] (0:10.51)	0:46.25 [6] (0:11.29)	0:34.96 [6] (0:11.51)	0:23.45 [6] (0:11.25)	0:12.20 [6] (0:12.20)
Average Speed [km/h]	53.5	69.4	64.7	63.5	64.1	59.0
Top Speed [km/h]	71.3	71.1	67.6	64.7	65.0	62.7
Avg. Dist. to Rail [m]	6.3	3.5	3.1	2.6	1.9	2.0
Avg. Stride Freq. [Hz]	2.4	2.4	2.3	2.3	2.4	2.3
Avg. Stride Length [m]	6.3	8.0	7.7	7.6	7.5	7.2



- [] Ranking at each section and finish
- .-.- No data available at this section
- NA No data available



Horse/Jockey Name	Noble Style
Final Rank	6
Fastest Section Time (Section)	0:10.62 (1000m)
Top Speed [km/h] (Section)	71.9 (1000m)
Race State	Finished

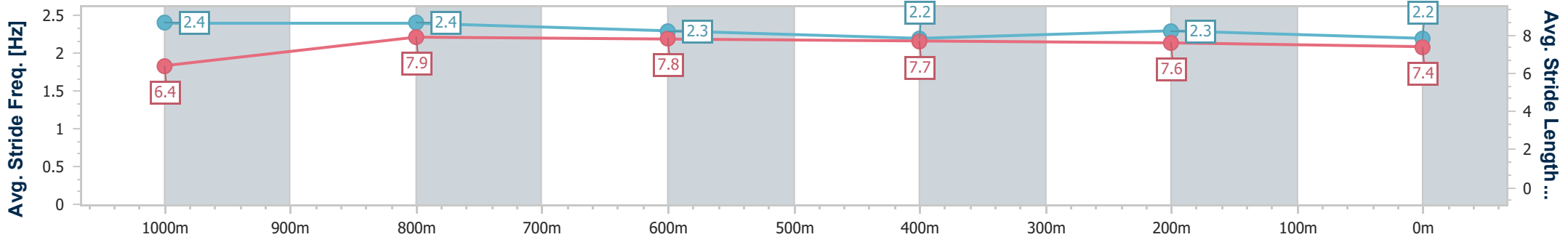
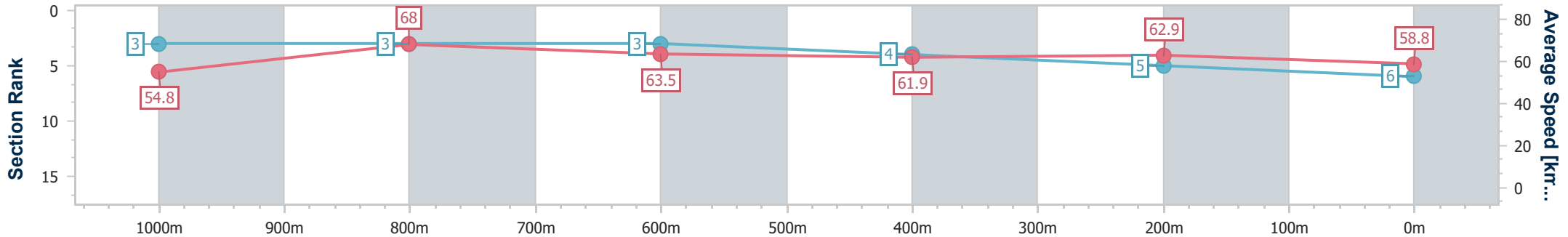


Doomben QLD Professional
Race 5: THE GIBSON QTIS Three-Year-Old BENCHMARK 65
Handicap - 1200m
12 June 2024 - 14:19
Track Rating: Good 4, Weather: Fine, Rail Position: +9m Entire



BRISBANE
RACING CLUB

Section	Overall	1000m	800m	600m	400m	200m
Section Times	1:10.21 [6] (0:13.10)	0:57.11 [3] (0:10.62)	0:46.49 [3] (0:11.34)	0:35.15 [3] (0:11.52)	0:23.63 [4] (0:11.41)	0:12.22 [5] (0:12.22)
Average Speed [km/h]	54.8	68.0	63.5	61.9	62.9	58.8
Top Speed [km/h]	71.8	71.9	65.1	62.9	64.1	62.0
Avg. Dist. to Rail [m]	4.4	1.3	0.8	1.6	1.2	0.5
Avg. Stride Freq. [Hz]	2.4	2.4	2.3	2.2	2.3	2.2
Avg. Stride Length [m]	6.4	7.9	7.8	7.7	7.6	7.4



- [] Ranking at each section and finish
- .-.- No data available at this section
- NA No data available



Horse/Jockey Name	King Tarik
Final Rank	7
Fastest Section Time (Section)	0:10.57 (1000m)
Top Speed [km/h] (Section)	70.4 (1000m)
Race State	Finished

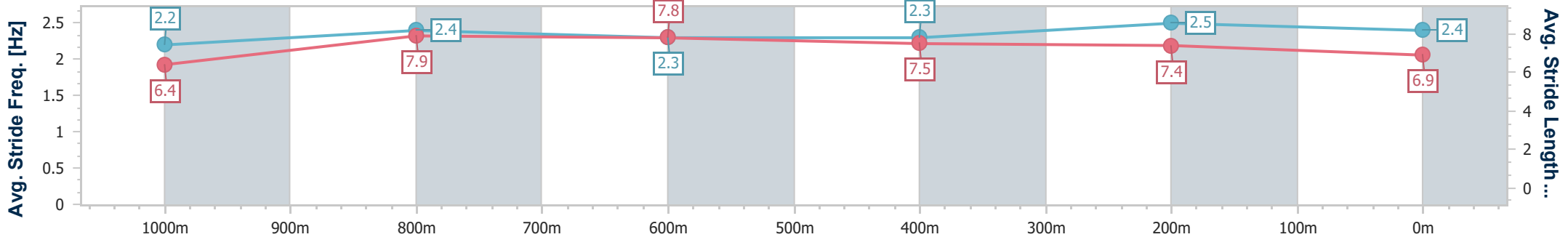
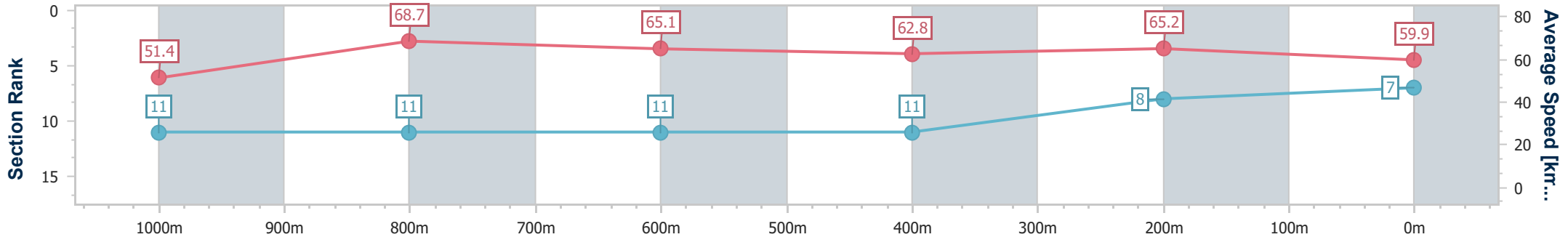


Doomben QLD Professional
Race 5: THE GIBSON QTIS Three-Year-Old BENCHMARK 65
Handicap - 1200m
12 June 2024 - 14:19
Track Rating: Good 4, Weather: Fine, Rail Position: +9m Entire



BRISBANE
RACING CLUB

Section	Overall	1000m	800m	600m	400m	200m
Section Times	1:10.26 [7] (0:14.01)	0:56.25 [11] (0:10.57)	0:45.68 [11] (0:11.13)	0:34.55 [11] (0:11.47)	0:23.08 [11] (0:11.08)	0:12.00 [8] (0:12.00)
Average Speed [km/h]	51.4	68.7	65.1	62.8	65.2	59.9
Top Speed [km/h]	69.8	70.4	65.5	64.4	66.6	63.7
Avg. Dist. to Rail [m]	6.5	2.9	0.9	0.4	1.8	2.9
Avg. Stride Freq. [Hz]	2.2	2.4	2.3	2.3	2.5	2.4
Avg. Stride Length [m]	6.4	7.9	7.8	7.5	7.4	6.9



- [] Ranking at each section and finish
- .-.- No data available at this section
- NA No data available



Horse/Jockey Name	Becamo
Final Rank	8
Fastest Section Time (Section)	0:10.61 (1000m)
Top Speed [km/h] (Section)	71.9 (Overall)
Race State	Finished

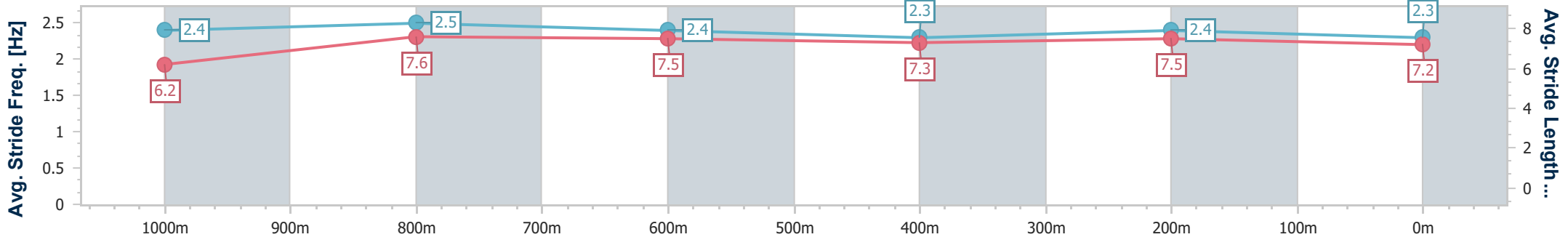
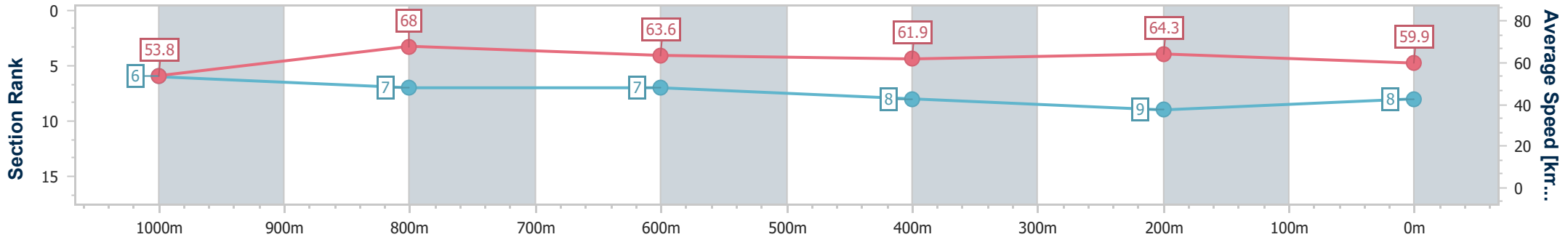


Doomben QLD Professional
Race 5: THE GIBSON QTIS Three-Year-Old BENCHMARK 65
Handicap - 1200m
12 June 2024 - 14:19
Track Rating: Good 4, Weather: Fine, Rail Position: +9m Entire



BRISBANE
RACING CLUB

Section	Overall	1000m	800m	600m	400m	200m
Section Times	1:10.34 [8] (0:13.39)	0:56.95 [6] (0:10.61)	0:46.34 [7] (0:11.37)	0:34.97 [7] (0:11.68)	0:23.29 [8] (0:11.26)	0:12.03 [9] (0:12.03)
Average Speed [km/h]	53.8	68.0	63.6	61.9	64.3	59.9
Top Speed [km/h]	71.9	71.8	66.6	63.2	65.8	63.3
Avg. Dist. to Rail [m]	1.8	0.6	1.1	1.2	2.1	1.8
Avg. Stride Freq. [Hz]	2.4	2.5	2.4	2.3	2.4	2.3
Avg. Stride Length [m]	6.2	7.6	7.5	7.3	7.5	7.2



- [] Ranking at each section and finish
- .-.- No data available at this section
- NA No data available



Horse/Jockey Name	Lady Shotgun
Final Rank	9
Fastest Section Time (Section)	0:10.64 (1000m)
Top Speed [km/h] (Section)	69.9 (1000m)
Race State	Finished

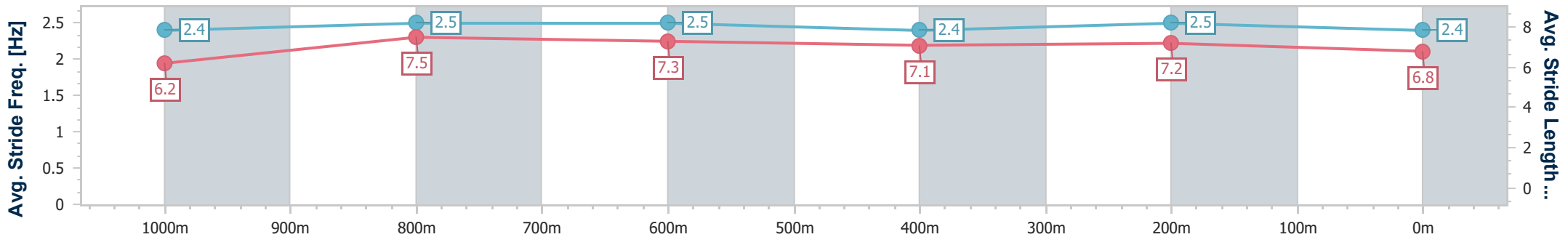
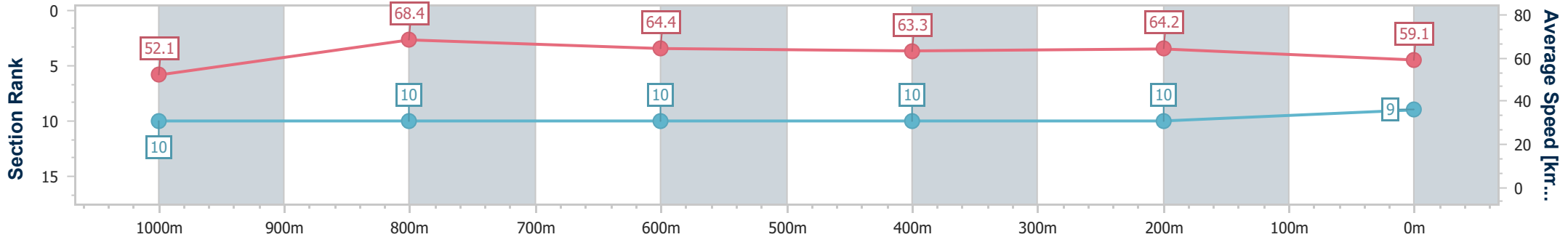


Doomben QLD Professional
Race 5: THE GIBSON QTIS Three-Year-Old BENCHMARK 65
Handicap - 1200m
12 June 2024 - 14:19
Track Rating: Good 4, Weather: Fine, Rail Position: +9m Entire



BRISBANE
RACING CLUB

Section	Overall	1000m	800m	600m	400m	200m
Section Times	1:10.46 [9] (0:13.80)	0:56.66 [10] (0:10.64)	0:46.02 [10] (0:11.25)	0:34.77 [10] (0:11.41)	0:23.36 [10] (0:11.22)	0:12.14 [10] (0:12.14)
Average Speed [km/h]	52.1	68.4	64.4	63.3	64.2	59.1
Top Speed [km/h]	68.9	69.9	65.1	64.6	64.8	63.7
Avg. Dist. to Rail [m]	2.5	2.7	1.7	0.5	0.3	0.6
Avg. Stride Freq. [Hz]	2.4	2.5	2.5	2.4	2.5	2.4
Avg. Stride Length [m]	6.2	7.5	7.3	7.1	7.2	6.8



- [] Ranking at each section and finish
- .-.- No data available at this section
- NA No data available



Horse/Jockey Name	Smart Recognition
Final Rank	10
Fastest Section Time (Section)	0:10.70 (1000m)
Top Speed [km/h] (Section)	70.9 (Overall)
Race State	Finished

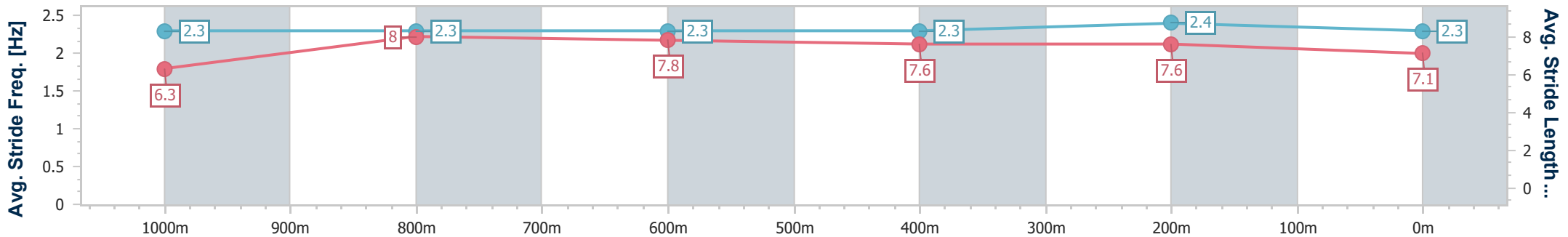
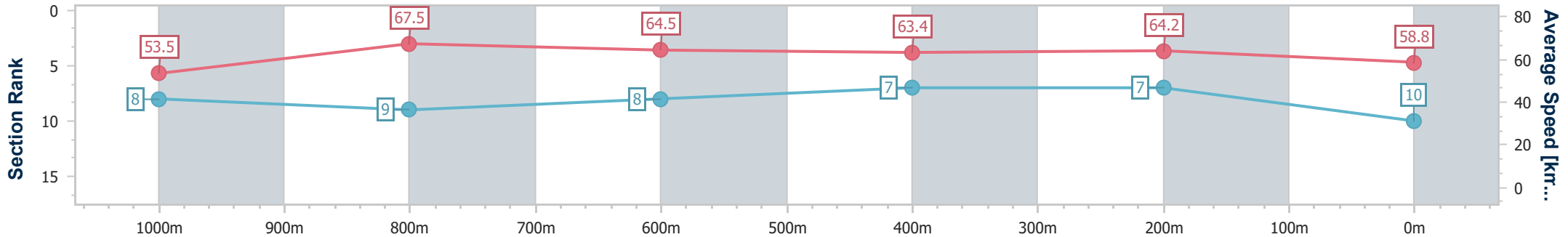


Doomben QLD Professional
Race 5: THE GIBSON QTIS Three-Year-Old BENCHMARK 65
Handicap - 1200m
12 June 2024 - 14:19
Track Rating: Good 4, Weather: Fine, Rail Position: +9m Entire



BRISBANE
 RACING CLUB

Section	Overall	1000m	800m	600m	400m	200m
Section Times	1:10.50 [10] (0:13.51)	0:56.99 [8] (0:10.70)	0:46.29 [9] (0:11.24)	0:35.05 [8] (0:11.53)	0:23.52 [7] (0:11.25)	0:12.27 [7] (0:12.27)
Average Speed [km/h]	53.5	67.5	64.5	63.4	64.2	58.8
Top Speed [km/h]	70.9	70.1	65.2	65.1	65.6	61.7
Avg. Dist. to Rail [m]	4.2	1.9	1.9	2.6	1.9	1.8
Avg. Stride Freq. [Hz]	2.3	2.3	2.3	2.3	2.4	2.3
Avg. Stride Length [m]	6.3	8.0	7.8	7.6	7.6	7.1



- [] Ranking at each section and finish
- .-.- No data available at this section
- NA No data available



Horse/Jockey Name	Aristella
Final Rank	11
Fastest Section Time (Section)	0:10.62 (1000m)
Top Speed [km/h] (Section)	70.2 (1000m)
Race State	Finished

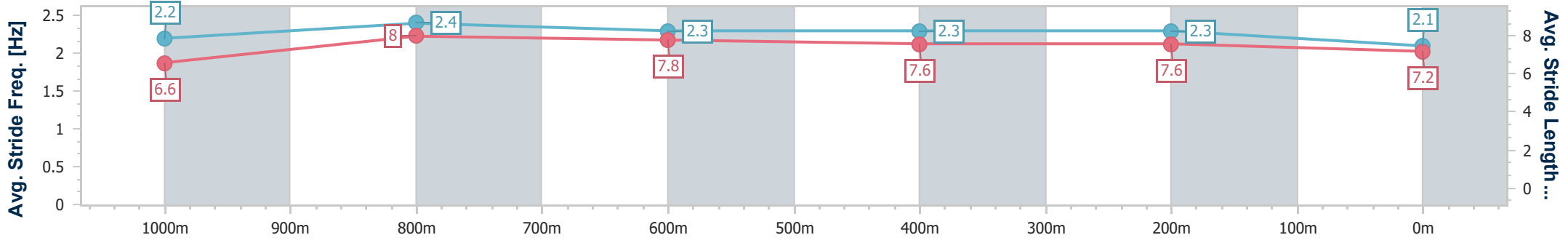
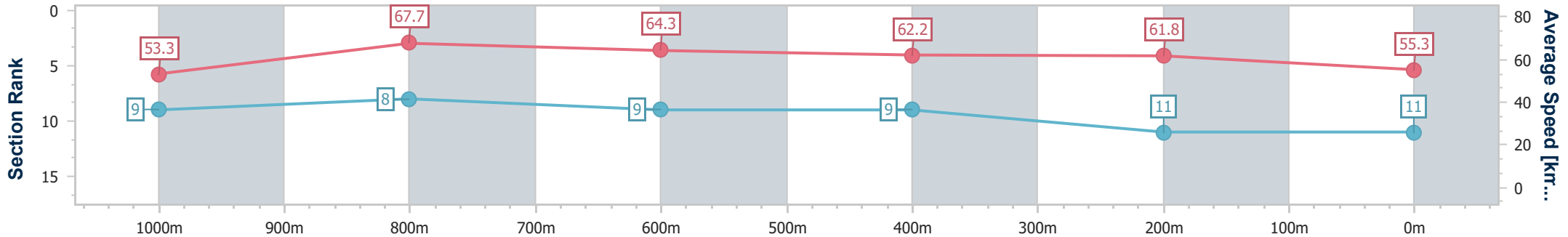


Doomben QLD Professional
Race 5: THE GIBSON QTIS Three-Year-Old BENCHMARK 65
Handicap - 1200m
12 June 2024 - 14:19
Track Rating: Good 4, Weather: Fine, Rail Position: +9m Entire



BRISBANE
RACING CLUB

Section	Overall	1000m	800m	600m	400m	200m
Section Times	1:11.73 [11] (0:13.53)	0:58.20 [9] (0:10.62)	0:47.58 [8] (0:11.30)	0:36.28 [9] (0:11.61)	0:24.67 [9] (0:11.64)	0:13.03 [11] (0:13.03)
Average Speed [km/h]	53.3	67.7	64.3	62.2	61.8	55.3
Top Speed [km/h]	69.9	70.2	64.9	64.5	63.3	58.9
Avg. Dist. to Rail [m]	0.6	0.2	1.3	0.8	0.6	0.9
Avg. Stride Freq. [Hz]	2.2	2.4	2.3	2.3	2.3	2.1
Avg. Stride Length [m]	6.6	8.0	7.8	7.6	7.6	7.2



- [] Ranking at each section and finish
- .-.- No data available at this section
- NA No data available