



Doomben QLD Professional

Race 2: CASCADE Colts, Geldings and Entires Maiden Plate - 1110m

12 June 2024 - 12:37



BRISBANE
RACING CLUB

Track Rating: Good 4, Weather: Fine, Rail Position: +9m Entire

Section		Overall	1000m	800m	600m	400m	200m	Last 600m					
Field Times		1:04.94 (0:08.30)	0:56.64 (0:10.60)	0:46.04 (0:11.19)	0:34.85 (0:11.24)	0:23.61 (0:11.32)	0:12.29 (0:12.29)	0:34.85					
Rank	TAB Horse/Jockey	Barrier	Top Speed [km/h]	Fastest Section	Margin							Distance Travelled [m]	
1	7 PERIGEAN Cejay Graham	2	69.5 1000m	0:08.30 Overall	1:04.94 [1] (0:08.30)	0:56.64 [1] (0:10.60)	0:46.04 [1] (0:11.19)	0:34.85 [1] (0:11.24)	0:23.61 [1] (0:11.32)	0:12.29 [1] (0:12.29)	1:04.94	0:34.85	
2	3 CHABOOM Martin Harley	1	68.9 1000m	0:08.52 Overall	1:05.00 [2] (0:08.52)	0:56.48 [3] (0:10.71)	0:45.77 [4] (0:11.23)	0:34.54 [4] (0:11.19)	0:23.35 [3] (0:11.17)	0:12.18 [2] (0:12.18)	0.36L	0:34.54	+3
3	9 STEEL KING Robbie Dolan	5	68.7 1000m	0:08.59 Overall	1:05.16 [3] (0:08.59)	0:56.57 [5] (0:10.68)	0:45.89 [5] (0:11.19)	0:34.70 [5] (0:11.23)	0:23.47 [4] (0:11.32)	0:12.15 [3] (0:12.15)	1.26L	0:34.70	+2
4	5 EVERSTAR Sean Cormack	6	69.2 1000m	0:08.58 Overall	1:06.13 [4] (0:08.58)	0:57.55 [4] (0:10.62)	0:46.93 [3] (0:11.18)	0:35.75 [3] (0:11.49)	0:24.26 [5] (0:11.46)	0:12.80 [4] (0:12.80)	6.98L	0:35.75	+7
5	2 TAKING FLIGHT Jake Bayliss	7	69.1 1000m	0:08.40 Overall	1:07.17 [5] (0:08.40)	0:58.77 [2] (0:10.63)	0:48.14 [2] (0:11.23)	0:36.91 [2] (0:11.38)	0:25.53 [2] (0:11.79)	0:13.74 [5] (0:13.74)	13.08L	0:36.91	+7

Scratched: Pickaxe (#1), Lietuva (#6), Thankyou Henry (#10), Crypto King (#4), Rothafella (#8)

[] Ranking at each section and finish
 -:-:- No data available at this section
 NA No data available

SCN Saddle cloth number
 DNF Did not finish
 DNT Did not track



Horse/Jockey Name	Perigean
Final Rank	1
Fastest Section Time (Section)	0:08.30 (Overall)
Top Speed [km/h] (Section)	69.5 (1000m)
Race State	Finished

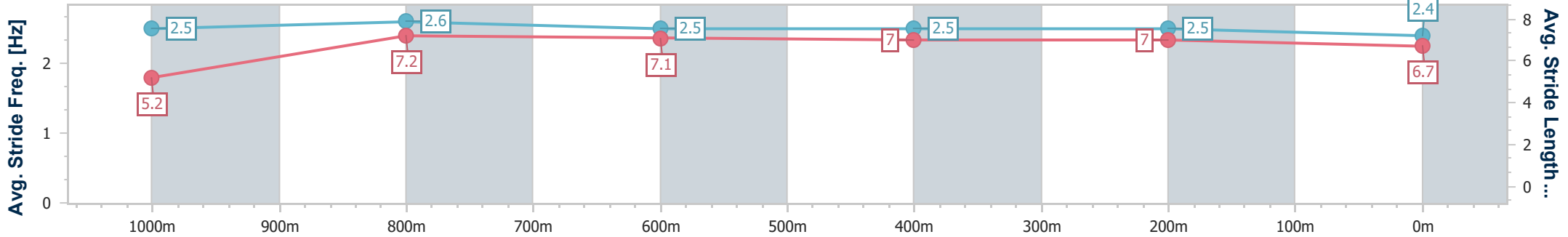
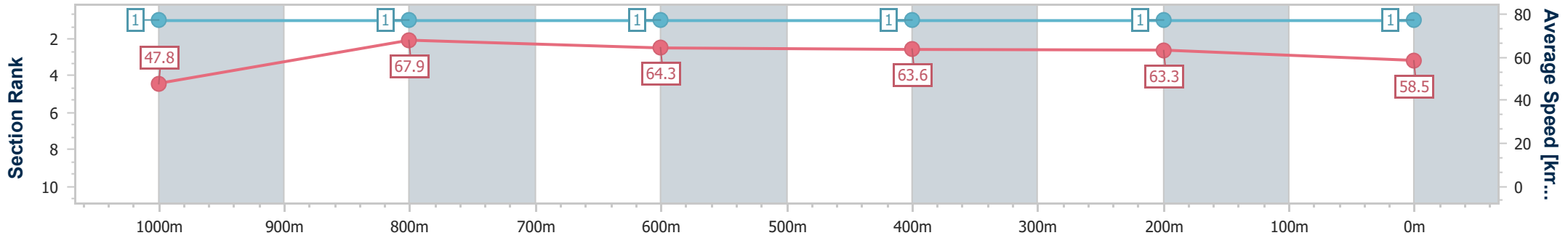


Doomben QLD Professional
Race 2: CASCADE Colts, Geldings and Entires Maiden Plate - 1110m
 12 June 2024 - 12:37
 Track Rating: Good 4, Weather: Fine, Rail Position: +9m Entire



BRISBANE
RACING CLUB

Section	Overall	1000m	800m	600m	400m	200m
Section Times	1:04.94 [1] (0:08.30)	0:56.64 [1] (0:10.60)	0:46.04 [1] (0:11.19)	0:34.85 [1] (0:11.24)	0:23.61 [1] (0:11.32)	0:12.29 [1] (0:12.29)
Average Speed [km/h]	47.8	67.9	64.3	63.6	63.3	58.5
Top Speed [km/h]	67.8	69.5	66.2	64.2	65.1	61.3
Avg. Dist. to Rail [m]	2.0	0.2	0.4	1.2	1.7	1.2
Avg. Stride Freq. [Hz]	2.5	2.6	2.5	2.5	2.5	2.4
Avg. Stride Length [m]	5.2	7.2	7.1	7.0	7.0	6.7



- [] Ranking at each section and finish
- .-.- No data available at this section
- NA No data available



Horse/Jockey Name	Chaboom
Final Rank	2
Fastest Section Time (Section)	0:08.52 (Overall)
Top Speed [km/h] (Section)	68.9 (1000m)
Race State	Finished

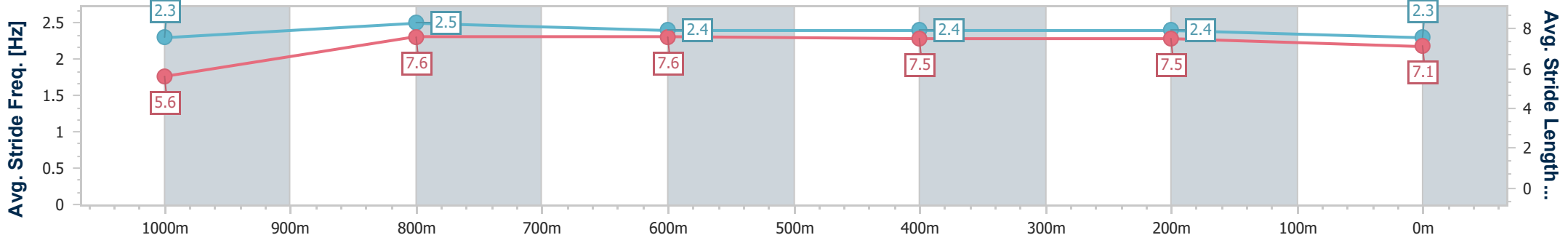
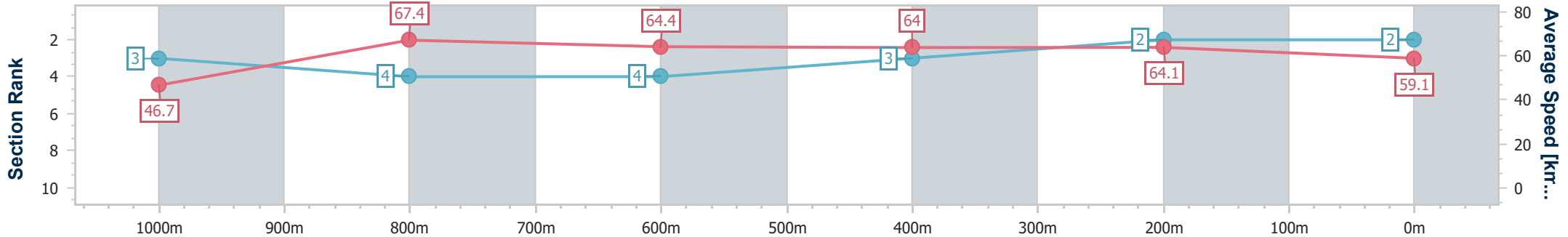


Doomben QLD Professional
Race 2: CASCADE Colts, Geldings and Entires Maiden Plate - 1110m
 12 June 2024 - 12:37
 Track Rating: Good 4, Weather: Fine, Rail Position: +9m Entire



BRISBANE
RACING CLUB

Section	Overall	1000m	800m	600m	400m	200m
Section Times	1:05.00 [2] (0:08.52)	0:56.48 [3] (0:10.71)	0:45.77 [4] (0:11.23)	0:34.54 [4] (0:11.19)	0:23.35 [3] (0:11.17)	0:12.18 [2] (0:12.18)
Average Speed [km/h]	46.7	67.4	64.4	64.0	64.1	59.1
Top Speed [km/h]	66.8	68.9	66.8	65.1	65.5	62.0
Avg. Dist. to Rail [m]	1.9	1.2	0.3	0.9	1.3	0.9
Avg. Stride Freq. [Hz]	2.3	2.5	2.4	2.4	2.4	2.3
Avg. Stride Length [m]	5.6	7.6	7.6	7.5	7.5	7.1



- [] Ranking at each section and finish
- .-.- No data available at this section
- NA No data available



Horse/Jockey Name	Steel King
Final Rank	3
Fastest Section Time (Section)	0:08.59 (Overall)
Top Speed [km/h] (Section)	68.7 (1000m)
Race State	Finished

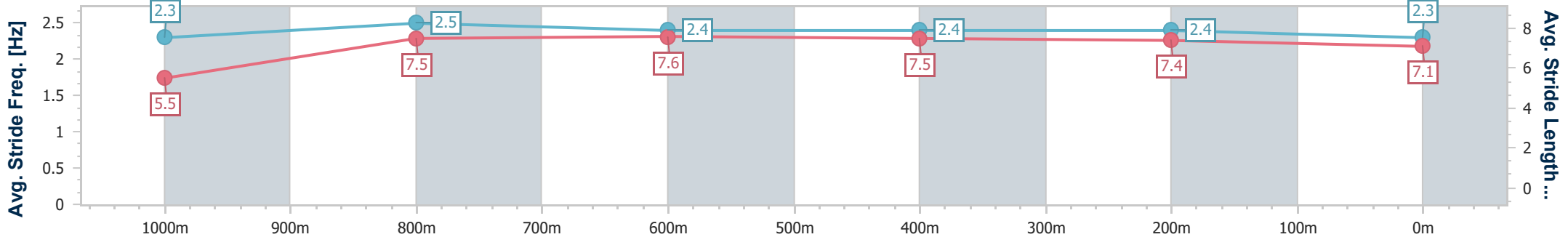
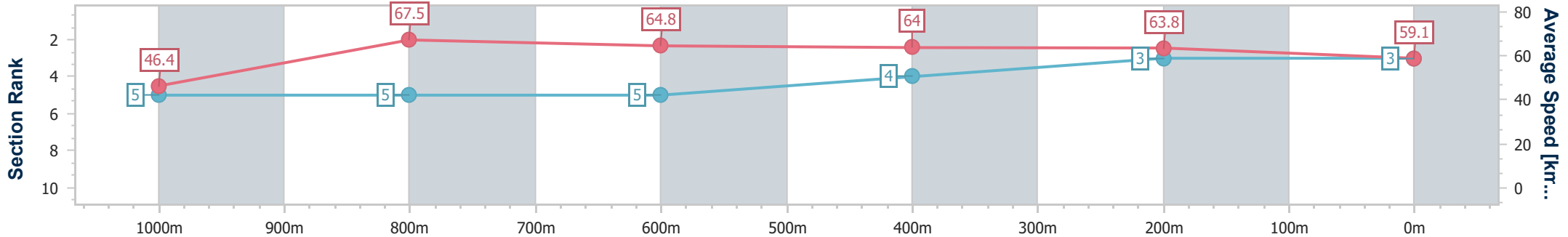


Doomben QLD Professional
Race 2: CASCADE Colts, Geldings and Entires Maiden Plate - 1110m
 12 June 2024 - 12:37
 Track Rating: Good 4, Weather: Fine, Rail Position: +9m Entire



BRISBANE
RACING CLUB

Section	Overall	1000m	800m	600m	400m	200m
Section Times	1:05.16 [3] (0:08.59)	0:56.57 [5] (0:10.68)	0:45.89 [5] (0:11.19)	0:34.70 [5] (0:11.23)	0:23.47 [4] (0:11.32)	0:12.15 [3] (0:12.15)
Average Speed [km/h]	46.4	67.5	64.8	64.0	63.8	59.1
Top Speed [km/h]	66.2	68.7	66.0	66.2	66.0	62.1
Avg. Dist. to Rail [m]	3.4	1.6	0.9	0.3	1.3	1.9
Avg. Stride Freq. [Hz]	2.3	2.5	2.4	2.4	2.4	2.3
Avg. Stride Length [m]	5.5	7.5	7.6	7.5	7.4	7.1



- [] Ranking at each section and finish
- .-.- No data available at this section
- NA No data available



Horse/Jockey Name	Everstar
Final Rank	4
Fastest Section Time (Section)	0:08.58 (Overall)
Top Speed [km/h] (Section)	69.2 (1000m)
Race State	Finished

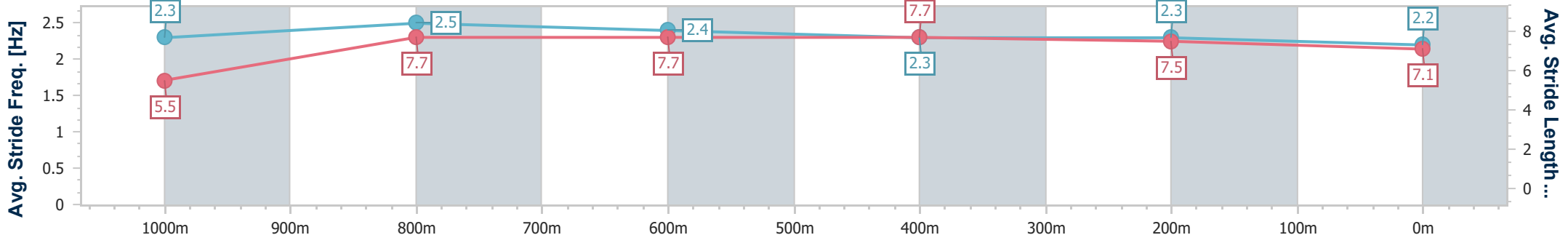
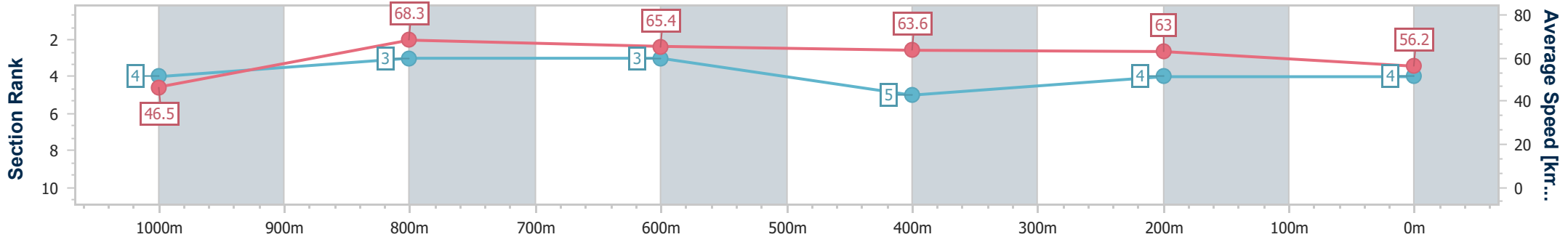


Doomben QLD Professional
Race 2: CASCADE Colts, Geldings and Entires Maiden Plate - 1110m
 12 June 2024 - 12:37
 Track Rating: Good 4, Weather: Fine, Rail Position: +9m Entire



BRISBANE
RACING CLUB

Section	Overall	1000m	800m	600m	400m	200m
Section Times	1:06.13 [4] (0:08.58)	0:57.55 [4] (0:10.62)	0:46.93 [3] (0:11.18)	0:35.75 [3] (0:11.49)	0:24.26 [5] (0:11.46)	0:12.80 [4] (0:12.80)
Average Speed [km/h]	46.5	68.3	65.4	63.6	63.0	56.2
Top Speed [km/h]	66.8	69.2	68.0	64.4	64.4	60.3
Avg. Dist. to Rail [m]	4.1	2.0	3.8	2.3	2.8	2.2
Avg. Stride Freq. [Hz]	2.3	2.5	2.4	2.3	2.3	2.2
Avg. Stride Length [m]	5.5	7.7	7.7	7.7	7.5	7.1



- [] Ranking at each section and finish
- .-.- No data available at this section
- NA No data available



Horse/Jockey Name	Taking Flight
Final Rank	5
Fastest Section Time (Section)	0:08.40 (Overall)
Top Speed [km/h] (Section)	69.1 (1000m)
Race State	Finished

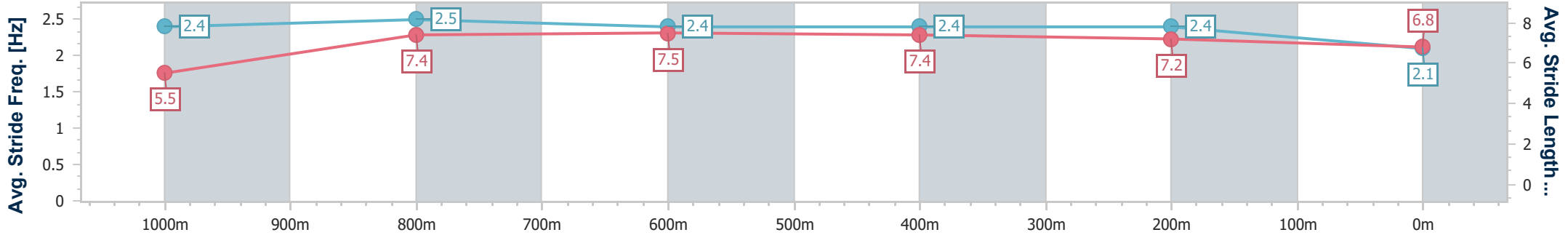
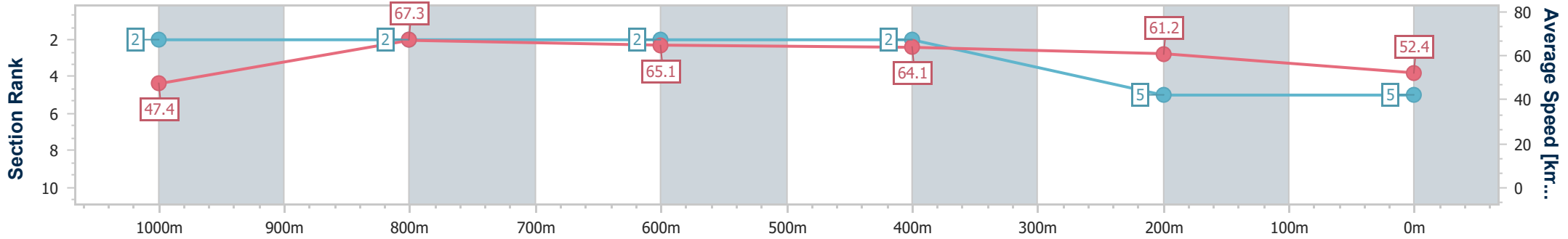


Doomben QLD Professional
Race 2: CASCADE Colts, Geldings and Entires Maiden Plate - 1110m
 12 June 2024 - 12:37
 Track Rating: Good 4, Weather: Fine, Rail Position: +9m Entire



BRISBANE
RACING CLUB

Section	Overall	1000m	800m	600m	400m	200m
Section Times	1:07.17 [5] (0:08.40)	0:58.77 [2] (0:10.63)	0:48.14 [2] (0:11.23)	0:36.91 [2] (0:11.38)	0:25.53 [2] (0:11.79)	0:13.74 [5] (0:13.74)
Average Speed [km/h]	47.4	67.3	65.1	64.1	61.2	52.4
Top Speed [km/h]	68.0	69.1	67.1	64.7	63.6	58.1
Avg. Dist. to Rail [m]	5.6	2.5	3.0	2.7	3.2	1.0
Avg. Stride Freq. [Hz]	2.4	2.5	2.4	2.4	2.4	2.1
Avg. Stride Length [m]	5.5	7.4	7.5	7.4	7.2	6.8



- [] Ranking at each section and finish
- .-.- No data available at this section
- NA No data available