



**Sunshine Coast QLD Professional**  
**Race 8: VWF WINTER PROVINCIAL STAYERS HEAT BENCHMARK 75**  
**Handicap - 2200m**  
**09 June 2024 - 16:36**



Track Rating: Soft 6, Weather: Fine, Rail Position: +5m

Section		Overall	2000m	1800m	1600m	1400m	1200m	1000m	Last 600m				
Field Times		2:20.65 (0:15.17)	2:05.48 (0:12.17)	1:53.31 (0:12.65)	1:40.66 (0:12.61)	1:28.05 (0:12.91)	1:15.14 (0:13.05)	1:02.09 (0:13.00)	0:36.52				
Rank	TAB Horse/Jockey	Barrier	Top Speed [km/h]	Fastest Section									Distance Travelled [m]
1	7 <b>ALMAIRAC</b> Vlad Duric	7	61.9	0:11.83	2:20.65 [1] (0:15.53)	2:05.12 [4] (0:12.11)	1:53.01 [3] (0:12.49)	1:40.52 [2] (0:12.73)	1:27.79 [2] (0:12.94)	1:14.85 [2] (0:13.07)	1:01.78 [2] (0:13.02)	0:36.27	
2	15 <b>CHASSAGNE</b> Damien Thornton	6	63.1	0:11.55	2:21.31 [2] (0:15.89)	2:05.42 [9] (0:12.65)	1:52.77 [9] (0:12.81)	1:39.96 [10] (0:12.65)	1:27.31 [10] (0:13.02)	1:14.29 [11] (0:13.02)	1:01.27 [12] (0:13.01)	0:35.89	-5
3	14 <b>ALA MOANA</b> Kyle Wilson-Taylor	3	61.8	0:11.99	2:21.43 [3] (0:15.42)	2:06.01 [3] (0:12.31)	1:53.70 [4] (0:12.68)	1:41.02 [4] (0:12.64)	1:28.38 [4] (0:13.07)	1:15.31 [4] (0:13.07)	1:02.24 [4] (0:12.95)	0:36.89	+3
4	8 <b>SHEZADANDI</b> Sean Cormack	4	62.5	0:11.78	2:21.61 [4] (0:15.70)	2:05.91 [7] (0:12.53)	1:53.38 [7] (0:12.82)	1:40.56 [8] (0:12.67)	1:27.89 [8] (0:13.00)	1:14.89 [8] (0:13.06)	1:01.83 [9] (0:12.96)	0:36.42	-2
5	6 <b>TAVISTORM</b> Michael Rodd	11	61.7	0:11.81	2:21.81 [5] (0:16.19)	2:05.62 [12] (0:12.54)	1:53.08 [12] (0:12.81)	1:40.27 [12] (0:12.66)	1:27.61 [12] (0:13.07)	1:14.54 [14] (0:13.06)	1:01.48 [15] (0:12.93)	0:36.17	-3
6	4 <b>HADOUKEN</b> Jag Guthmann-Chester	2	60.6	0:12.15	2:21.95 [6] (0:15.31)	2:06.64 [2] (0:12.21)	1:54.43 [2] (0:12.62)	1:41.81 [3] (0:12.75)	1:29.06 [3] (0:13.00)	1:16.06 [3] (0:13.05)	1:03.01 [3] (0:13.03)	0:37.46	-6
7	12 <b>LIKEABEEL</b> Micheal Hellyer	12	62.8	0:11.86	2:22.24 [7] (0:16.12)	2:06.12 [11] (0:12.50)	1:53.62 [11] (0:12.72)	1:40.90 [9] (0:12.59)	1:28.31 [9] (0:13.01)	1:15.30 [10] (0:13.04)	1:02.26 [11] (0:13.00)	0:37.00	+2
8	2 <b>LATELY</b> Boris Thornton	8	61.6	0:11.92	2:22.35 [8] (0:15.88)	2:06.47 [8] (0:12.38)	1:54.09 [8] (0:12.74)	1:41.35 [7] (0:12.67)	1:28.68 [7] (0:12.97)	1:15.71 [7] (0:13.11)	1:02.60 [8] (0:12.97)	0:37.32	+0
9	11 <b>LEATHER JACKET LEW</b> Jake Bayliss	13	62.4	0:11.90	2:22.39 [9] (0:16.37)	2:06.02 [13] (0:12.67)	1:53.35 [15] (0:12.80)	1:40.55 [15] (0:12.62)	1:27.93 [15] (0:13.07)	1:14.86 [16] (0:12.98)	1:01.88 [16] (0:12.98)	0:36.65	-1
10	13 <b>THE IRISH</b> Craig Williams	9	61.9	0:12.12	2:22.52 [10] (0:15.68)	2:06.84 [6] (0:12.26)	1:54.58 [6] (0:12.77)	1:41.81 [6] (0:12.69)	1:29.12 [6] (0:12.94)	1:16.18 [6] (0:13.09)	1:03.09 [6] (0:12.91)	0:37.80	+3

Scratched: Viadelamore (#10), Sea Treasures (#18)

[ ] Ranking at each section and finish  
 -:-:- No data available at this section  
 NA No data available  
 SCN Saddle cloth number  
 DNF Did not finish  
 DNT Did not track



**Sunshine Coast QLD Professional**  
**Race 8: VWF WINTER PROVINCIAL STAYERS HEAT BENCHMARK 75**  
**Handicap - 2200m**  
**09 June 2024 - 16:36**



Track Rating: Soft 6, Weather: Fine, Rail Position: +5m

Section		Overall	2000m	1800m	1600m	1400m	1200m	1000m	Last 600m					
Field Times		2:20.65 (0:15.17)	2:05.48 (0:12.17)	1:53.31 (0:12.65)	1:40.66 (0:12.61)	1:28.05 (0:12.91)	1:15.14 (0:13.05)	1:02.09 (0:13.00)	0:36.52					
Rank	TAB Horse/Jockey	Barrier	Top Speed [km/h]	Fastest Section										Distance Travelled [m]
11	3 <b>DISPUTED RIVER</b> Nikita Beriman	15	61.3 600m	0:11.94 600m	2:22.58 [11] (0:16.41)	2:06.17 [14] (0:12.45)	1:53.72 [13] (0:12.72)	1:41.00 [13] (0:12.64)	1:28.36 [13] (0:12.94)	1:15.42 [13] (0:13.12)	1:02.30 [13] (0:12.94)	0:37.10	+3	
12	9 <b>ENTERPRISE LASSIE</b> Robbie Dolan	1	62.2 Overall	0:12.17 2000m	2:23.22 [12] (0:15.17)	2:08.05 [1] (0:12.17)	1:55.88 [1] (0:12.65)	1:43.23 [1] (0:12.61)	1:30.62 [1] (0:12.91)	1:17.71 [1] (0:13.05)	1:04.66 [1] (0:13.00)	0:39.09	-5	
13	1 <b>SAYL</b> Tahlia Fenlon	5	60.8 Overall	0:12.17 2000m	2:23.24 [13] (0:15.66)	2:07.58 [5] (0:12.17)	1:55.41 [5] (0:12.70)	1:42.71 [5] (0:12.73)	1:29.98 [5] (0:13.08)	1:16.90 [5] (0:13.04)	1:03.86 [5] (0:13.06)	0:38.24	-5	
14	5 <b>LUCKY EXCHANGE</b> Samantha Collett	17	61.9 800m	0:12.17 600m	2:23.39 [14] (0:16.44)	2:06.95 [15] (0:12.54)	1:54.41 [14] (0:12.78)	1:41.63 [14] (0:12.58)	1:29.05 [14] (0:12.77)	1:16.28 [12] (0:12.81)	1:03.47 [10] (0:12.93)	0:38.22	+9	
15	16 <b>PORT MOURANT</b> Jim Byrne	18	61.5 800m	0:12.14 600m	2:23.84 [15] (0:16.71)	2:07.13 [16] (0:12.67)	1:54.46 [16] (0:12.86)	1:41.60 [16] (0:12.54)	1:29.06 [16] (0:12.75)	1:16.31 [15] (0:12.79)	1:03.52 [14] (0:12.90)	0:38.36	+7	
16	17 <b>MR DUDWEY</b> Cejay Graham	14	60.7 Overall	0:12.28 400m	2:24.00 [16] (0:16.07)	2:07.93 [10] (0:12.55)	1:55.38 [10] (0:12.87)	1:42.51 [11] (0:12.56)	1:29.95 [11] (0:12.81)	1:17.14 [9] (0:12.87)	1:04.27 [7] (0:12.97)	0:38.88	+6	

Scratched: Viadelamore (#10), Sea Treasures (#18)

[ ] Ranking at each section and finish  
 -:-:- No data available at this section  
 NA No data available

SCN Saddle cloth number  
 DNF Did not finish  
 DNT Did not track



**Sunshine Coast QLD Professional**  
**Race 8: VWF WINTER PROVINCIAL STAYERS HEAT BENCHMARK 75**  
**Handicap - 2200m**  
**09 June 2024 - 16:36**



Track Rating: Soft 6, Weather: Fine, Rail Position: +5m

Section										Last 600m		
Field Times		800m	600m	400m	200m							
		0:49.09 (0:12.57)	0:36.52 (0:12.29)	0:24.23 (0:11.83)	0:12.40 (0:12.40)							0:36.52
Rank	TAB	Horse/Jockey	Barrier	Top Speed [km/h]	Fastest Section					Margin	Distance Travelled [m]	
1	7	<b>ALMAIRAC</b> Vlad Duric	7	61.9 Overall	0:11.83 400m	0:48.76 [2] (0:12.49)	0:36.27 [2] (0:12.04)	0:24.23 [1] (0:11.83)	0:12.40 [1] (0:12.40)	2:20.65	0:36.27	
2	15	<b>CHASSAGNE</b> Damien Thornton	6	63.1 400m	0:11.55 400m	0:48.26 [12] (0:12.37)	0:35.89 [12] (0:11.94)	0:23.95 [11] (0:11.55)	0:12.40 [4] (0:12.40)	3.8L	0:35.89	-5
3	14	<b>ALA MOANA</b> Kyle Wilson-Taylor	3	61.8 600m	0:11.99 600m	0:49.29 [4] (0:12.40)	0:36.89 [4] (0:11.99)	0:24.90 [3] (0:12.00)	0:12.90 [2] (0:12.90)	4.3L	0:36.89	+3
4	8	<b>SHEZADANDI</b> Sean Cormack	4	62.5 600m	0:11.78 400m	0:48.87 [9] (0:12.45)	0:36.42 [10] (0:11.94)	0:24.48 [8] (0:11.78)	0:12.70 [5] (0:12.70)	5.3L	0:36.42	-2
5	6	<b>TAVISTORM</b> Michael Rodd	11	61.7 400m	0:11.81 400m	0:48.55 [15] (0:12.38)	0:36.17 [15] (0:11.93)	0:24.24 [13] (0:11.81)	0:12.43 [10] (0:12.43)	6.3L	0:36.17	-3
6	4	<b>HADOUKEN</b> Jag Guthmann-Chester	2	60.6 Overall	0:12.15 600m	0:49.98 [3] (0:12.52)	0:37.46 [3] (0:12.15)	0:25.31 [4] (0:12.21)	0:13.10 [3] (0:13.10)	7.1L	0:37.46	-6
7	12	<b>LIKEABEEL</b> Micheal Hellyer	12	62.8 600m	0:11.86 600m	0:49.26 [11] (0:12.26)	0:37.00 [11] (0:11.86)	0:25.14 [7] (0:11.90)	0:13.24 [7] (0:13.24)	8.6L	0:37.00	+2
8	2	<b>LATELY</b> Boris Thornton	8	61.6 600m	0:11.92 600m	0:49.63 [8] (0:12.31)	0:37.32 [7] (0:11.92)	0:25.40 [6] (0:12.05)	0:13.35 [8] (0:13.35)	9.1L	0:37.32	+0
9	11	<b>LEATHER JACKET LEW</b> Jake Bayliss	13	62.4 400m	0:11.90 400m	0:48.90 [16] (0:12.25)	0:36.65 [16] (0:11.92)	0:24.73 [16] (0:11.90)	0:12.83 [12] (0:12.83)	9.3L	0:36.65	-1
10	13	<b>THE IRISH</b> Craig Williams	9	61.9 Overall	0:12.12 600m	0:50.18 [5] (0:12.38)	0:37.80 [5] (0:12.12)	0:25.68 [5] (0:12.15)	0:13.53 [6] (0:13.53)	9.8L	0:37.80	+3

Scratched: Viadelamore (#10), Sea Treasures (#18)

[ ] Ranking at each section and finish  
 -:-:- No data available at this section  
 NA No data available

SCN Saddle cloth number  
 DNF Did not finish  
 DNT Did not track



**Sunshine Coast QLD Professional**  
**Race 8: VWF WINTER PROVINCIAL STAYERS HEAT BENCHMARK 75**  
**Handicap - 2200m**  
**09 June 2024 - 16:36**



Track Rating: Soft 6, Weather: Fine, Rail Position: +5m

Section										Last 600m		
Field Times										0:36.52		
Rank	TAB	Horse/Jockey	Barrier	Top Speed [km/h]	Fastest Section	800m	600m	400m	200m	Margin		Distance Travelled [m]
11	3	<b>DISPUTED RIVER</b>	15	61.3	0:11.94	0:49.36 [14]	0:37.10 [13]	0:25.16 [12]	0:13.14 [11]	10L	0:37.10	+3
		Nikita Beriman		600m	600m	(0:12.26)	(0:11.94)	(0:12.02)	(0:13.14)			
12	9	<b>ENTERPRISE LASSIE</b>	1	62.2	0:12.17	0:51.66 [1]	0:39.09 [1]	0:26.77 [2]	0:14.06 [9]	13.5L	0:39.09	-5
		Robbie Dolan		Overall	2000m	(0:12.57)	(0:12.32)	(0:12.71)	(0:14.06)			
13	1	<b>SAYL</b>	5	60.8	0:12.17	0:50.80 [6]	0:38.24 [6]	0:25.96 [9]	0:13.59 [14]	13.6L	0:38.24	-5
		Tahlia Fenlon		Overall	2000m	(0:12.56)	(0:12.28)	(0:12.37)	(0:13.59)			
14	5	<b>LUCKY EXCHANGE</b>	17	61.9	0:12.17	0:50.54 [10]	0:38.22 [9]	0:26.05 [10]	0:13.83 [13]	14.4L	0:38.22	+9
		Samantha Collett		800m	600m	(0:12.32)	(0:12.17)	(0:12.22)	(0:13.83)			
15	16	<b>PORT MOURANT</b>	18	61.5	0:12.14	0:50.62 [13]	0:38.36 [14]	0:26.22 [15]	0:14.03 [15]	16.9L	0:38.36	+7
		Jim Byrne		800m	600m	(0:12.26)	(0:12.14)	(0:12.19)	(0:14.03)			
16	17	<b>MR DUDWEY</b>	14	60.7	0:12.28	0:51.30 [7]	0:38.88 [8]	0:26.40 [14]	0:14.12 [16]	17.7L	0:38.88	+6
		Cejay Graham		Overall	400m	(0:12.42)	(0:12.48)	(0:12.28)	(0:14.12)			

Scratched: Viadelamore (#10), Sea Treasures (#18)

[ ] Ranking at each section and finish  
 -:-:- No data available at this section  
 NA No data available

SCN Saddle cloth number  
 DNF Did not finish  
 DNT Did not track



Horse/Jockey Name	Almairac
Final Rank	1
Fastest Section Time (Section)	0:11.83 (400m)
Top Speed [km/h] (Section)	61.9 (Overall)
Race State	Finished



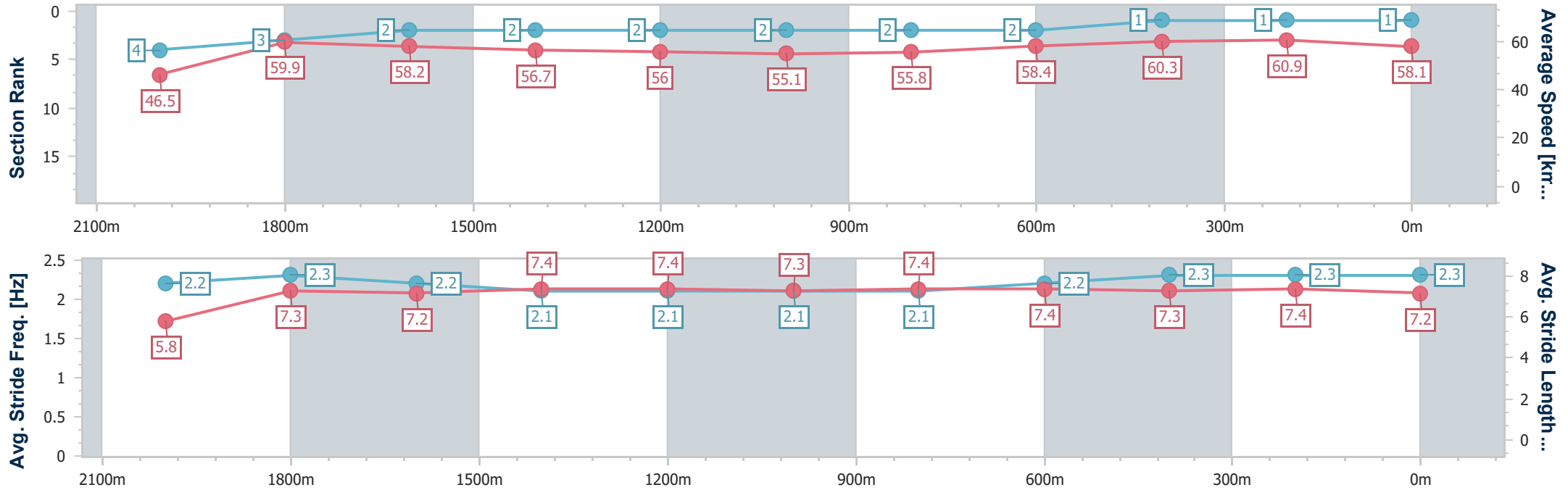
Sunshine Coast QLD Professional  
Race 8: VWF WINTER PROVINCIAL STAYERS HEAT  
BENCHMARK 75 Handicap - 2200m



09 June 2024 - 16:36

Track Rating: Soft 6, Weather: Fine, Rail Position: +5m

Section	Overall	2000m	1800m	1600m	1400m	1200m	1000m	800m	600m	400m	200m
Section Times	2:20.65 [1] (0:15.53)	2:05.12 [4] (0:12.11)	1:53.01 [3] (0:12.49)	1:40.52 [2] (0:12.73)	1:27.79 [2] (0:12.94)	1:14.85 [2] (0:13.07)	1:01.78 [2] (0:13.02)	0:48.76 [2] (0:12.49)	0:36.27 [2] (0:12.04)	0:24.23 [1] (0:11.83)	0:12.40 [1] (0:12.40)
Average Speed [km/h]	46.5	59.9	58.2	56.7	56.0	55.1	55.8	58.4	60.3	60.9	58.1
Top Speed [km/h]	61.9	61.1	59.1	58.3	56.6	55.8	56.6	61.0	61.5	61.9	60.1
Avg. Dist. to Rail [m]	7.8	2.1	1.6	1.5	1.9	2.5	2.3	2.0	2.1	4.8	7.6
Avg. Stride Freq. [Hz]	2.2	2.3	2.2	2.1	2.1	2.1	2.1	2.2	2.3	2.3	2.3
Avg. Stride Length [m]	5.8	7.3	7.2	7.4	7.4	7.3	7.4	7.4	7.3	7.4	7.2



- [ ] Ranking at each section and finish
- .-.- No data available at this section
- NA No data available



Horse/Jockey Name	Chassagne
Final Rank	2
Fastest Section Time (Section)	0:11.55 (400m)
Top Speed [km/h] (Section)	63.1 (400m)
Race State	Finished



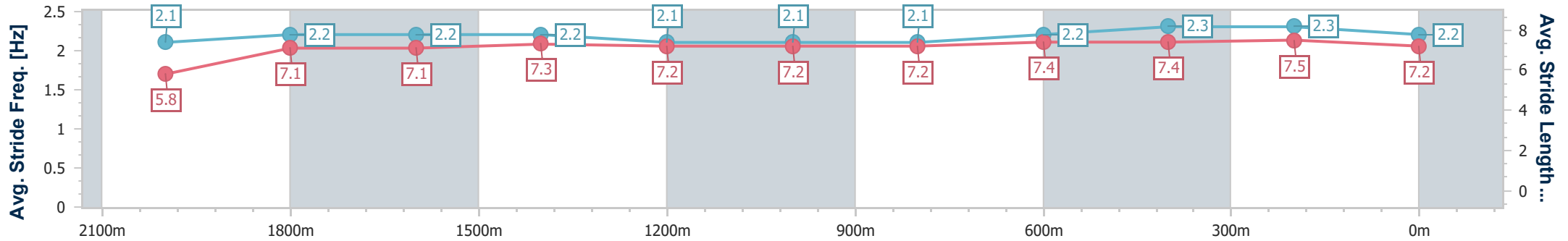
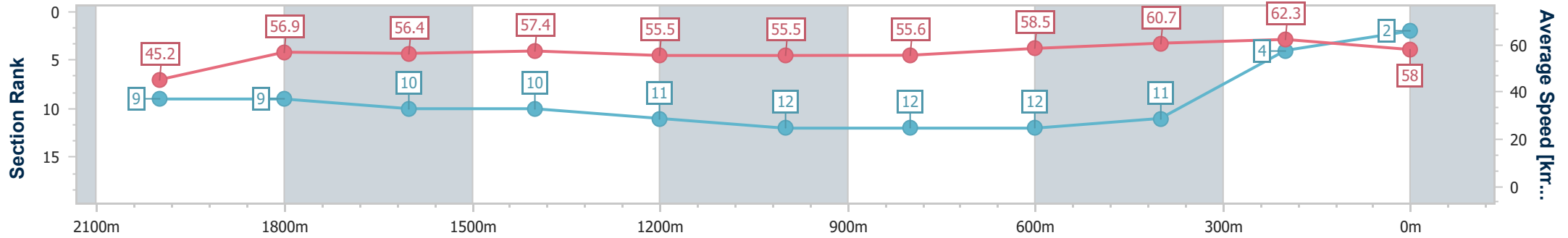
Sunshine Coast QLD Professional  
 Race 8: VWF WINTER PROVINCIAL STAYERS HEAT  
 BENCHMARK 75 Handicap - 2200m



09 June 2024 - 16:36

Track Rating: Soft 6, Weather: Fine, Rail Position: +5m

Section	Overall	2000m	1800m	1600m	1400m	1200m	1000m	800m	600m	400m	200m
Section Times	2:21.31 [2] (0:15.89)	2:05.42 [9] (0:12.65)	1:52.77 [9] (0:12.81)	1:39.96 [10] (0:12.65)	1:27.31 [10] (0:13.02)	1:14.29 [11] (0:13.02)	1:01.27 [12] (0:13.01)	0:48.26 [12] (0:12.37)	0:35.89 [12] (0:11.94)	0:23.95 [11] (0:11.55)	0:12.40 [4] (0:12.40)
Average Speed [km/h]	45.2	56.9	56.4	57.4	55.5	55.5	55.6	58.5	60.7	62.3	58.0
Top Speed [km/h]	63.0	59.3	57.5	58.3	56.7	56.2	57.1	60.0	62.0	63.1	61.5
Avg. Dist. to Rail [m]	5.8	0.1	0.8	2.0	2.3	2.4	2.0	1.4	0.9	4.5	3.4
Avg. Stride Freq. [Hz]	2.1	2.2	2.2	2.2	2.1	2.1	2.1	2.2	2.3	2.3	2.2
Avg. Stride Length [m]	5.8	7.1	7.1	7.3	7.2	7.2	7.2	7.4	7.4	7.5	7.2



- [ ] Ranking at each section and finish
- .-.- No data available at this section
- NA No data available



Horse/Jockey Name	Ala Moana
Final Rank	3
Fastest Section Time (Section)	0:11.99 (600m)
Top Speed [km/h] (Section)	61.8 (600m)
Race State	Finished



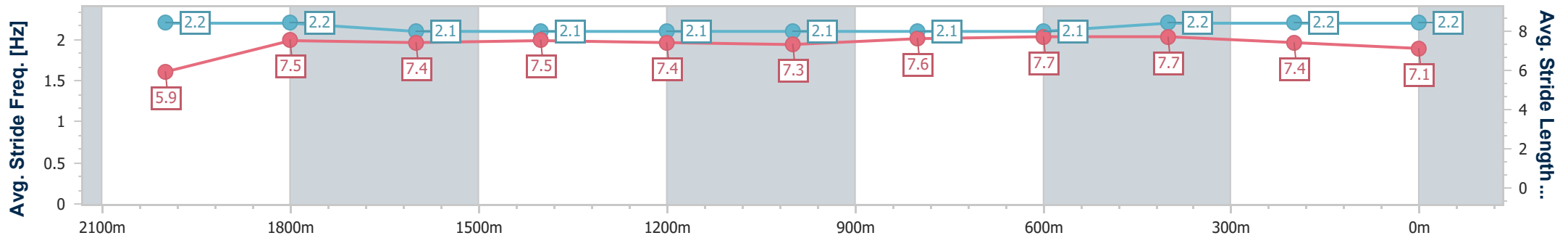
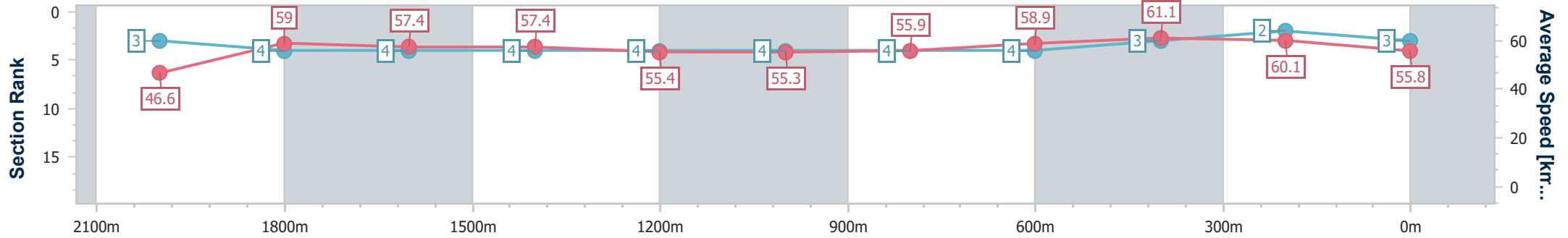
Sunshine Coast QLD Professional  
Race 8: VWF WINTER PROVINCIAL STAYERS HEAT  
BENCHMARK 75 Handicap - 2200m



09 June 2024 - 16:36

Track Rating: Soft 6, Weather: Fine, Rail Position: +5m

Section	Overall	2000m	1800m	1600m	1400m	1200m	1000m	800m	600m	400m	200m
Section Times	2:21.43 [3] (0:15.42)	2:06.01 [3] (0:12.31)	1:53.70 [4] (0:12.68)	1:41.02 [4] (0:12.64)	1:28.38 [4] (0:13.07)	1:15.31 [4] (0:13.07)	1:02.24 [4] (0:12.95)	0:49.29 [4] (0:12.40)	0:36.89 [4] (0:11.99)	0:24.90 [3] (0:12.00)	0:12.90 [2] (0:12.90)
Average Speed [km/h]	46.6	59.0	57.4	57.4	55.4	55.3	55.9	58.9	61.1	60.1	55.8
Top Speed [km/h]	61.3	61.1	58.7	58.8	56.1	55.9	56.9	61.7	61.8	61.6	58.4
Avg. Dist. to Rail [m]	4.7	1.5	1.7	2.8	2.9	3.1	2.8	2.2	3.1	5.7	4.6
Avg. Stride Freq. [Hz]	2.2	2.2	2.1	2.1	2.1	2.1	2.1	2.1	2.2	2.2	2.2
Avg. Stride Length [m]	5.9	7.5	7.4	7.5	7.4	7.3	7.6	7.7	7.7	7.4	7.1



- [ ] Ranking at each section and finish
- .-.- No data available at this section
- NA No data available



Horse/Jockey Name	Shezadandi
Final Rank	4
Fastest Section Time (Section)	0:11.78 (400m)
Top Speed [km/h] (Section)	62.5 (600m)
Race State	Finished



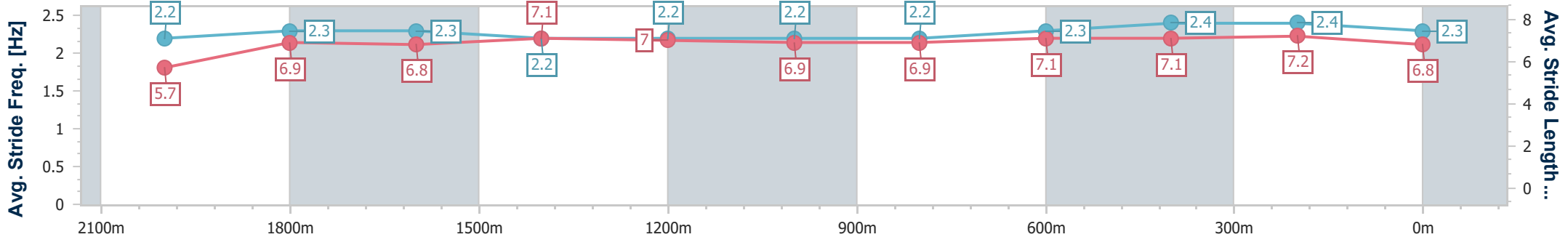
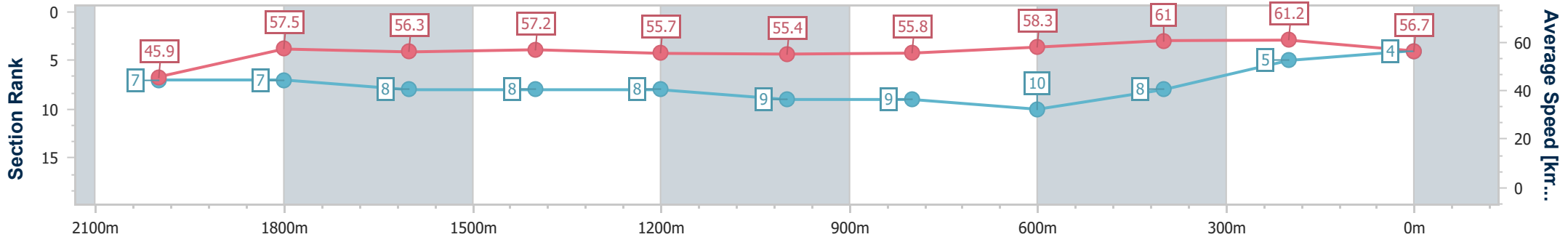
Sunshine Coast QLD Professional  
Race 8: VWF WINTER PROVINCIAL STAYERS HEAT  
BENCHMARK 75 Handicap - 2200m



09 June 2024 - 16:36

Track Rating: Soft 6, Weather: Fine, Rail Position: +5m

Section	Overall	2000m	1800m	1600m	1400m	1200m	1000m	800m	600m	400m	200m
Section Times	2:21.61 [4] (0:15.70)	2:05.91 [7] (0:12.53)	1:53.38 [7] (0:12.82)	1:40.56 [8] (0:12.67)	1:27.89 [8] (0:13.00)	1:14.89 [8] (0:13.06)	1:01.83 [9] (0:12.96)	0:48.87 [9] (0:12.45)	0:36.42 [10] (0:11.94)	0:24.48 [8] (0:11.78)	0:12.70 [5] (0:12.70)
Average Speed [km/h]	45.9	57.5	56.3	57.2	55.7	55.4	55.8	58.3	61.0	61.2	56.7
Top Speed [km/h]	60.5	60.0	57.3	58.3	56.5	56.1	56.9	59.4	62.5	62.1	60.5
Avg. Dist. to Rail [m]	5.2	0.5	0.9	2.2	2.5	2.5	2.2	1.5	1.8	6.4	6.5
Avg. Stride Freq. [Hz]	2.2	2.3	2.3	2.2	2.2	2.2	2.2	2.3	2.4	2.4	2.3
Avg. Stride Length [m]	5.7	6.9	6.8	7.1	7.0	6.9	6.9	7.1	7.1	7.2	6.8



- [ ] Ranking at each section and finish
- .-.- No data available at this section
- NA No data available





Horse/Jockey Name	Tavistorm
Final Rank	5
Fastest Section Time (Section)	0:11.81 (400m)
Top Speed [km/h] (Section)	61.7 (400m)
Race State	Finished



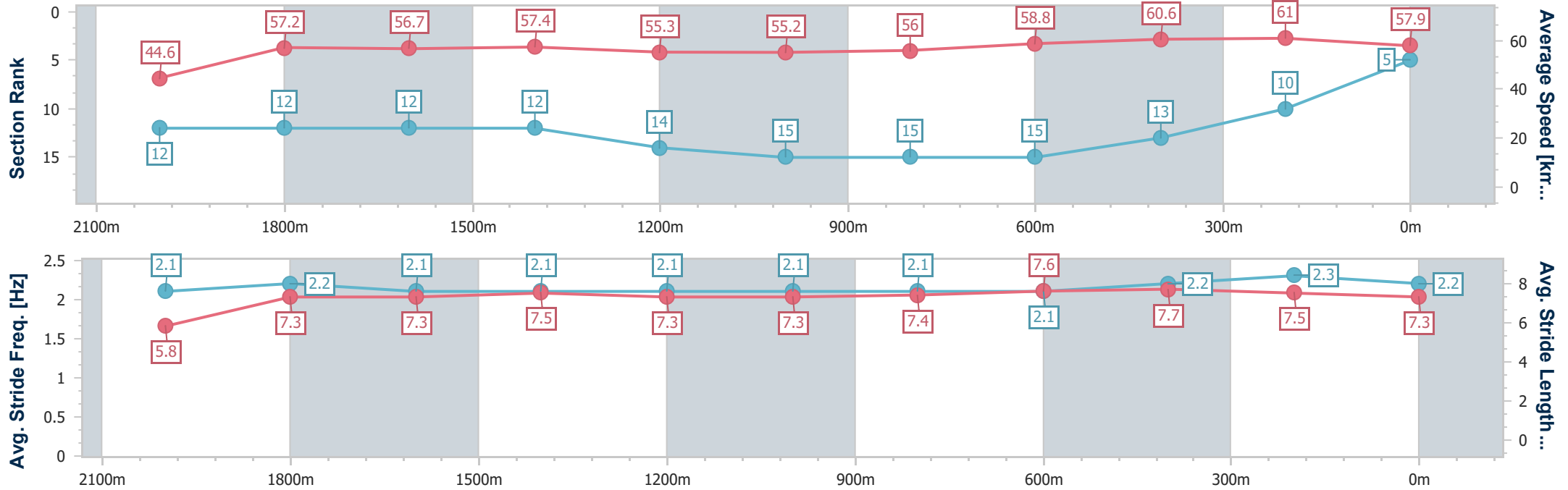
Sunshine Coast QLD Professional  
 Race 8: VWF WINTER PROVINCIAL STAYERS HEAT  
 BENCHMARK 75 Handicap - 2200m



09 June 2024 - 16:36

Track Rating: Soft 6, Weather: Fine, Rail Position: +5m

Section	Overall	2000m	1800m	1600m	1400m	1200m	1000m	800m	600m	400m	200m
Section Times	2:21.81 [5] (0:16.19)	2:05.62 [12] (0:12.54)	1:53.08 [12] (0:12.81)	1:40.27 [12] (0:12.66)	1:27.61 [12] (0:13.07)	1:14.54 [14] (0:13.06)	1:01.48 [15] (0:12.93)	0:48.55 [15] (0:12.38)	0:36.17 [15] (0:11.93)	0:24.24 [13] (0:11.81)	0:12.43 [10] (0:12.43)
Average Speed [km/h]	44.6	57.2	56.7	57.4	55.3	55.2	56.0	58.8	60.6	61.0	57.9
Top Speed [km/h]	60.2	59.4	57.8	57.9	57.5	56.4	57.5	60.1	61.1	61.7	59.3
Avg. Dist. to Rail [m]	7.9	0.2	1.0	2.1	2.6	2.4	2.1	1.3	1.0	3.7	4.6
Avg. Stride Freq. [Hz]	2.1	2.2	2.1	2.1	2.1	2.1	2.1	2.1	2.2	2.3	2.2
Avg. Stride Length [m]	5.8	7.3	7.3	7.5	7.3	7.3	7.4	7.6	7.7	7.5	7.3



- [ ] Ranking at each section and finish
- .-.- No data available at this section
- NA No data available



Horse/Jockey Name	Hadouken
Final Rank	6
Fastest Section Time (Section)	0:12.15 (600m)
Top Speed [km/h] (Section)	60.6 (Overall)
Race State	Finished



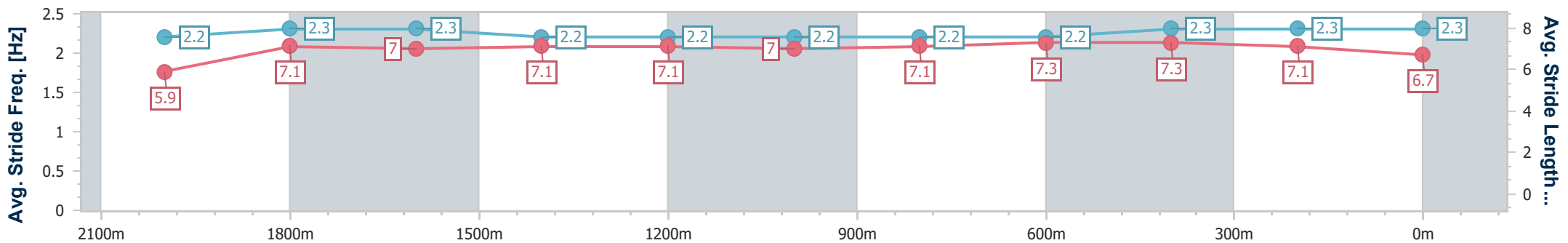
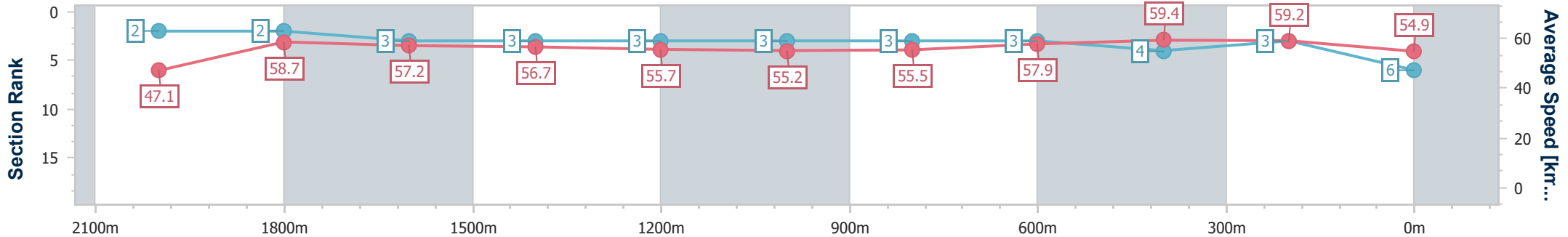
Sunshine Coast QLD Professional  
Race 8: VWF WINTER PROVINCIAL STAYERS HEAT  
BENCHMARK 75 Handicap - 2200m



09 June 2024 - 16:36

Track Rating: Soft 6, Weather: Fine, Rail Position: +5m

Section	Overall	2000m	1800m	1600m	1400m	1200m	1000m	800m	600m	400m	200m
Section Times	2:21.95 [6] (0:15.31)	2:06.64 [2] (0:12.21)	1:54.43 [2] (0:12.62)	1:41.81 [3] (0:12.75)	1:29.06 [3] (0:13.00)	1:16.06 [3] (0:13.05)	1:03.01 [3] (0:13.03)	0:49.98 [3] (0:12.52)	0:37.46 [3] (0:12.15)	0:25.31 [4] (0:12.21)	0:13.10 [3] (0:13.10)
Average Speed [km/h]	47.1	58.7	57.2	56.7	55.7	55.2	55.5	57.9	59.4	59.2	54.9
Top Speed [km/h]	60.6	60.6	58.2	57.4	56.0	55.6	56.2	59.1	60.0	59.8	57.5
Avg. Dist. to Rail [m]	3.9	0.5	0.6	1.7	1.9	2.1	1.9	1.1	0.9	2.4	3.1
Avg. Stride Freq. [Hz]	2.2	2.3	2.3	2.2	2.2	2.2	2.2	2.2	2.3	2.3	2.3
Avg. Stride Length [m]	5.9	7.1	7.0	7.1	7.1	7.0	7.1	7.3	7.3	7.1	6.7



- [ ] Ranking at each section and finish
- .-.- No data available at this section
- NA No data available



Horse/Jockey Name	Likeabeel
Final Rank	7
Fastest Section Time (Section)	0:11.86 (600m)
Top Speed [km/h] (Section)	62.8 (600m)
Race State	Finished



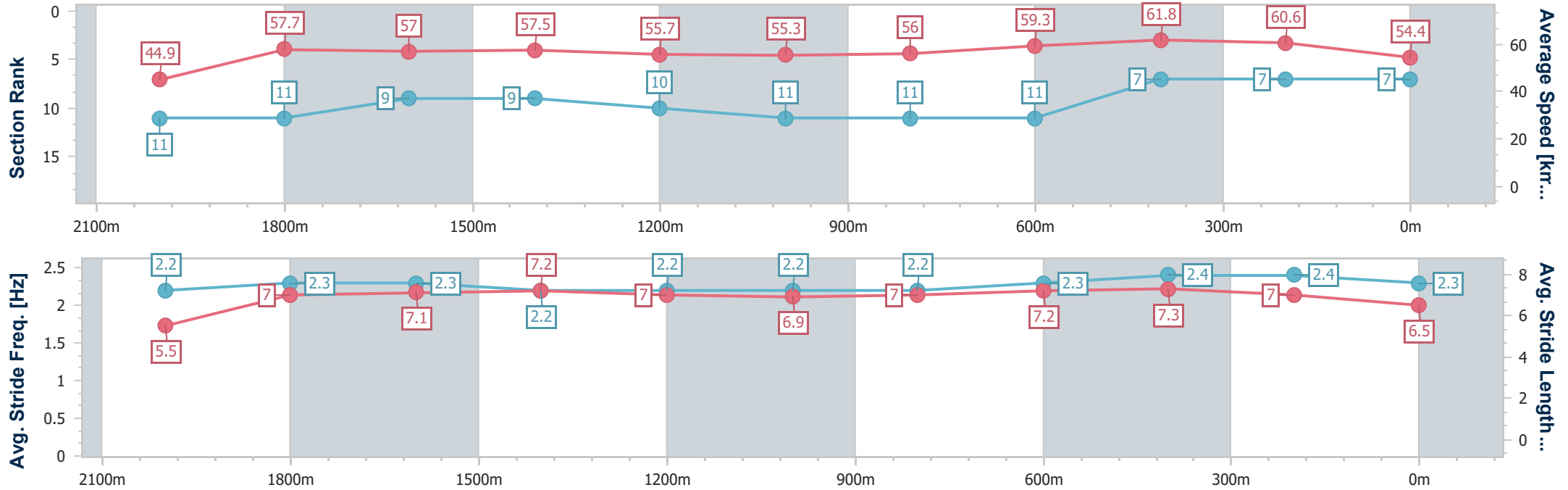
Sunshine Coast QLD Professional  
 Race 8: VWF WINTER PROVINCIAL STAYERS HEAT  
 BENCHMARK 75 Handicap - 2200m



09 June 2024 - 16:36

Track Rating: Soft 6, Weather: Fine, Rail Position: +5m

Section	Overall	2000m	1800m	1600m	1400m	1200m	1000m	800m	600m	400m	200m
Section Times	2:22.24 [7] (0:16.12)	2:06.12 [11] (0:12.50)	1:53.62 [11] (0:12.72)	1:40.90 [9] (0:12.59)	1:28.31 [9] (0:13.01)	1:15.30 [10] (0:13.04)	1:02.26 [11] (0:13.00)	0:49.26 [11] (0:12.26)	0:37.00 [11] (0:11.86)	0:25.14 [7] (0:11.90)	0:13.24 [7] (0:13.24)
Average Speed [km/h]	44.9	57.7	57.0	57.5	55.7	55.3	56.0	59.3	61.8	60.6	54.4
Top Speed [km/h]	59.8	58.5	58.1	58.4	57.0	56.5	57.3	61.1	62.8	62.3	58.5
Avg. Dist. to Rail [m]	9.0	0.8	1.2	2.3	3.0	3.0	2.8	2.1	2.7	8.6	10.5
Avg. Stride Freq. [Hz]	2.2	2.3	2.3	2.2	2.2	2.2	2.2	2.3	2.4	2.4	2.3
Avg. Stride Length [m]	5.5	7.0	7.1	7.2	7.0	6.9	7.0	7.2	7.3	7.0	6.5



- [ ] Ranking at each section and finish
- .-.- No data available at this section
- NA No data available



Horse/Jockey Name	Lately
Final Rank	8
Fastest Section Time (Section)	0:11.92 (600m)
Top Speed [km/h] (Section)	61.6 (600m)
Race State	Finished



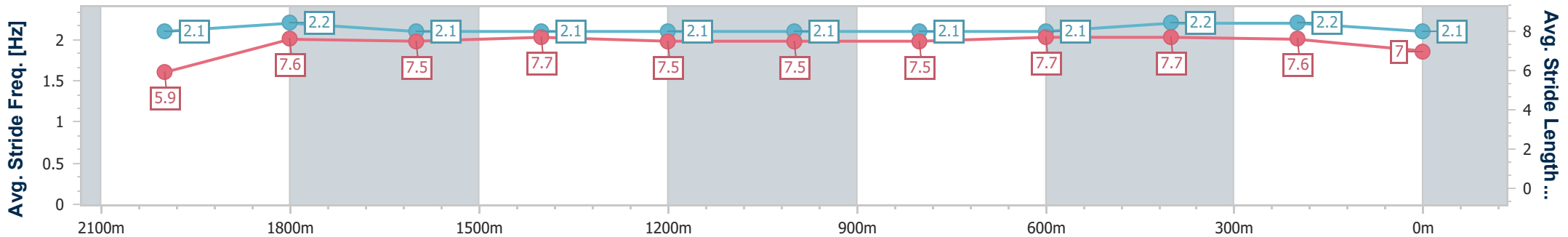
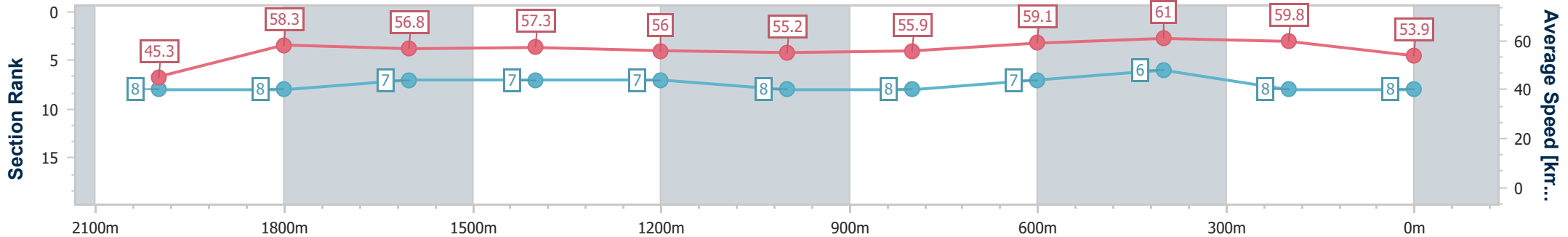
Sunshine Coast QLD Professional  
 Race 8: VWF WINTER PROVINCIAL STAYERS HEAT  
 BENCHMARK 75 Handicap - 2200m



09 June 2024 - 16:36

Track Rating: Soft 6, Weather: Fine, Rail Position: +5m

Section	Overall	2000m	1800m	1600m	1400m	1200m	1000m	800m	600m	400m	200m
Section Times	2:22.35 [8] (0:15.88)	2:06.47 [8] (0:12.38)	1:54.09 [8] (0:12.74)	1:41.35 [7] (0:12.67)	1:28.68 [7] (0:12.97)	1:15.71 [7] (0:13.11)	1:02.60 [8] (0:12.97)	0:49.63 [8] (0:12.31)	0:37.32 [7] (0:11.92)	0:25.40 [6] (0:12.05)	0:13.35 [8] (0:13.35)
Average Speed [km/h]	45.3	58.3	56.8	57.3	56.0	55.2	55.9	59.1	61.0	59.8	53.9
Top Speed [km/h]	59.1	59.1	58.0	58.0	56.7	55.7	57.2	60.6	61.6	61.2	57.8
Avg. Dist. to Rail [m]	7.4	0.8	0.9	2.7	3.4	3.7	3.2	2.2	1.8	6.6	8.1
Avg. Stride Freq. [Hz]	2.1	2.2	2.1	2.1	2.1	2.1	2.1	2.1	2.2	2.2	2.1
Avg. Stride Length [m]	5.9	7.6	7.5	7.7	7.5	7.5	7.5	7.7	7.7	7.6	7.0



- [ ] Ranking at each section and finish
- .-.- No data available at this section
- NA No data available



Horse/Jockey Name	Leather Jacket Lew
Final Rank	9
Fastest Section Time (Section)	0:11.90 (400m)
Top Speed [km/h] (Section)	62.4 (400m)
Race State	Finished



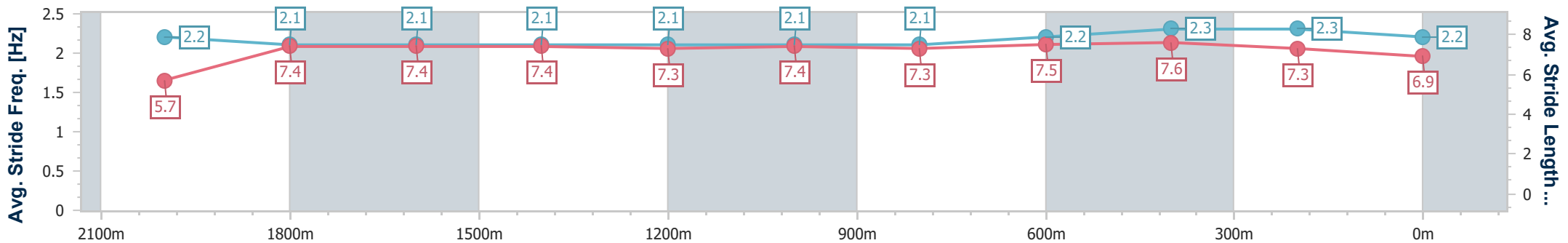
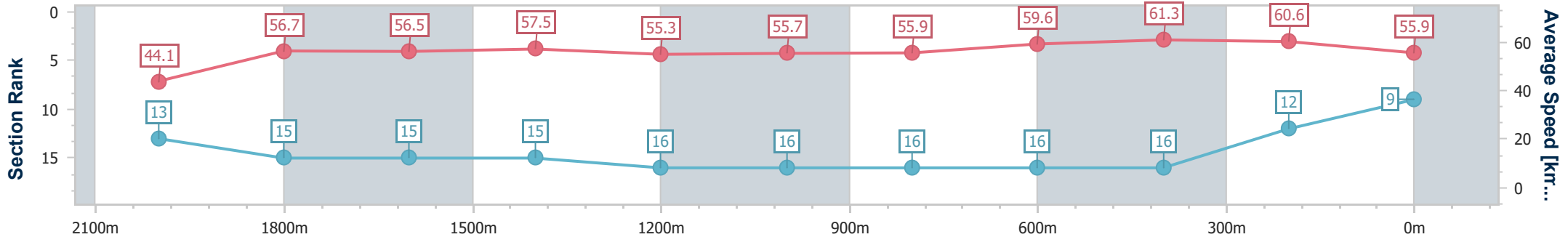
Sunshine Coast QLD Professional  
Race 8: VWF WINTER PROVINCIAL STAYERS HEAT  
BENCHMARK 75 Handicap - 2200m



09 June 2024 - 16:36

Track Rating: Soft 6, Weather: Fine, Rail Position: +5m

Section	Overall	2000m	1800m	1600m	1400m	1200m	1000m	800m	600m	400m	200m
Section Times	2:22.39 [9] (0:16.37)	2:06.02 [13] (0:12.67)	1:53.35 [15] (0:12.80)	1:40.55 [15] (0:12.62)	1:27.93 [15] (0:13.07)	1:14.86 [16] (0:12.98)	1:01.88 [16] (0:12.98)	0:48.90 [16] (0:12.25)	0:36.65 [16] (0:11.92)	0:24.73 [16] (0:11.90)	0:12.83 [12] (0:12.83)
Average Speed [km/h]	44.1	56.7	56.5	57.5	55.3	55.7	55.9	59.6	61.3	60.6	55.9
Top Speed [km/h]	60.6	60.1	57.9	58.3	57.6	56.7	57.8	61.1	61.5	62.4	60.7
Avg. Dist. to Rail [m]	9.4	0.3	0.7	1.8	2.4	2.6	3.3	2.4	2.4	5.3	6.2
Avg. Stride Freq. [Hz]	2.2	2.1	2.1	2.1	2.1	2.1	2.1	2.2	2.3	2.3	2.2
Avg. Stride Length [m]	5.7	7.4	7.4	7.4	7.3	7.4	7.3	7.5	7.6	7.3	6.9



- [ ] Ranking at each section and finish
- .-.- No data available at this section
- NA No data available



Horse/Jockey Name	The Irish
Final Rank	10
Fastest Section Time (Section)	0:12.12 (600m)
Top Speed [km/h] (Section)	61.9 (Overall)
Race State	Finished



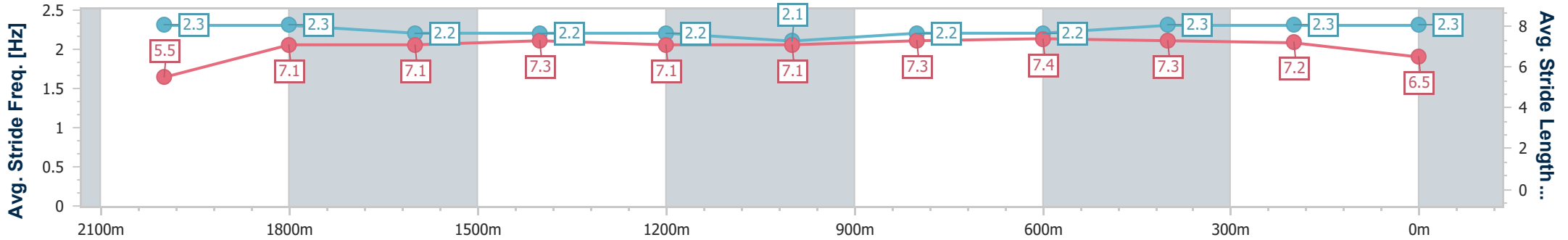
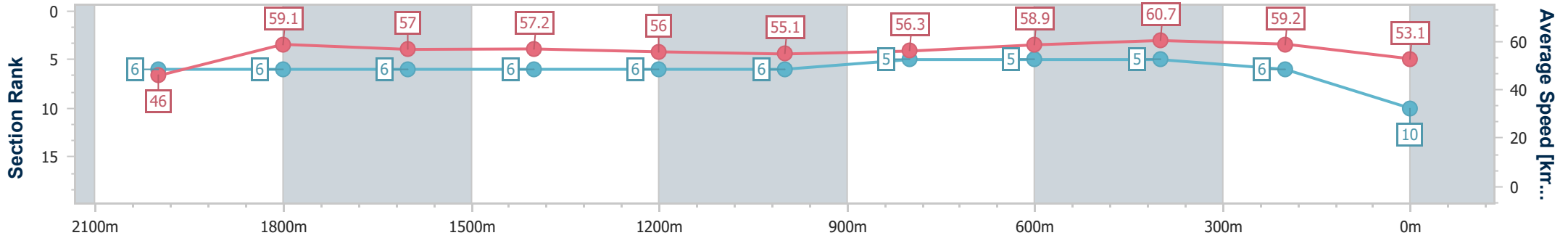
Sunshine Coast QLD Professional  
 Race 8: VWF WINTER PROVINCIAL STAYERS HEAT  
 BENCHMARK 75 Handicap - 2200m



09 June 2024 - 16:36

Track Rating: Soft 6, Weather: Fine, Rail Position: +5m

Section	Overall	2000m	1800m	1600m	1400m	1200m	1000m	800m	600m	400m	200m
Section Times	2:22.52 [10] (0:15.68)	2:06.84 [6] (0:12.26)	1:54.58 [6] (0:12.77)	1:41.81 [6] (0:12.69)	1:29.12 [6] (0:12.94)	1:16.18 [6] (0:13.09)	1:03.09 [6] (0:12.91)	0:50.18 [5] (0:12.38)	0:37.80 [5] (0:12.12)	0:25.68 [5] (0:12.15)	0:13.53 [6] (0:13.53)
Average Speed [km/h]	46.0	59.1	57.0	57.2	56.0	55.1	56.3	58.9	60.7	59.2	53.1
Top Speed [km/h]	61.9	61.7	58.2	57.8	56.9	55.8	57.2	61.2	61.3	60.4	57.1
Avg. Dist. to Rail [m]	8.8	1.6	1.7	2.9	3.3	3.3	3.0	2.3	3.3	7.1	8.3
Avg. Stride Freq. [Hz]	2.3	2.3	2.2	2.2	2.2	2.1	2.2	2.2	2.3	2.3	2.3
Avg. Stride Length [m]	5.5	7.1	7.1	7.3	7.1	7.1	7.3	7.4	7.3	7.2	6.5



- [ ] Ranking at each section and finish
- .-.- No data available at this section
- NA No data available



Horse/Jockey Name	Disputed River
Final Rank	11
Fastest Section Time (Section)	0:11.94 (600m)
Top Speed [km/h] (Section)	61.3 (600m)
Race State	Finished



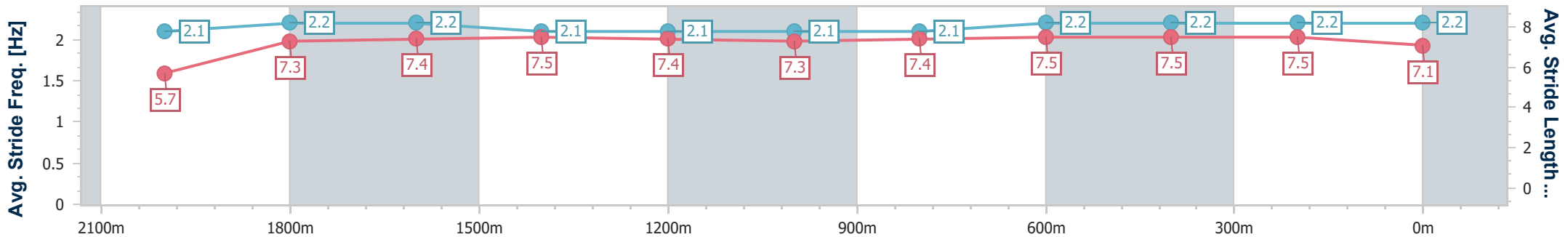
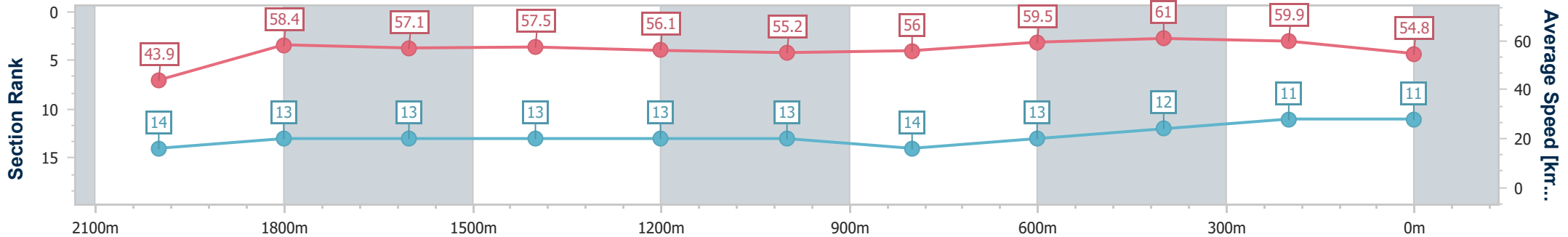
Sunshine Coast QLD Professional  
Race 8: VWF WINTER PROVINCIAL STAYERS HEAT  
BENCHMARK 75 Handicap - 2200m



09 June 2024 - 16:36

Track Rating: Soft 6, Weather: Fine, Rail Position: +5m

Section	Overall	2000m	1800m	1600m	1400m	1200m	1000m	800m	600m	400m	200m
Section Times	2:22.58 [11] (0:16.41)	2:06.17 [14] (0:12.45)	1:53.72 [13] (0:12.72)	1:41.00 [13] (0:12.64)	1:28.36 [13] (0:12.94)	1:15.42 [13] (0:13.12)	1:02.30 [13] (0:12.94)	0:49.36 [14] (0:12.26)	0:37.10 [13] (0:11.94)	0:25.16 [12] (0:12.02)	0:13.14 [11] (0:13.14)
Average Speed [km/h]	43.9	58.4	57.1	57.5	56.1	55.2	56.0	59.5	61.0	59.9	54.8
Top Speed [km/h]	61.1	60.6	57.9	58.5	57.7	56.6	57.8	61.1	61.3	61.0	58.3
Avg. Dist. to Rail [m]	10.0	1.1	1.9	3.0	3.5	3.5	3.2	2.4	2.2	6.2	8.2
Avg. Stride Freq. [Hz]	2.1	2.2	2.2	2.1	2.1	2.1	2.1	2.2	2.2	2.2	2.2
Avg. Stride Length [m]	5.7	7.3	7.4	7.5	7.4	7.3	7.4	7.5	7.5	7.5	7.1



- [ ] Ranking at each section and finish
- .-.- No data available at this section
- NA No data available



Horse/Jockey Name	Enterprise Lassie
Final Rank	12
Fastest Section Time (Section)	0:12.17 (2000m)
Top Speed [km/h] (Section)	62.2 (Overall)
Race State	Finished



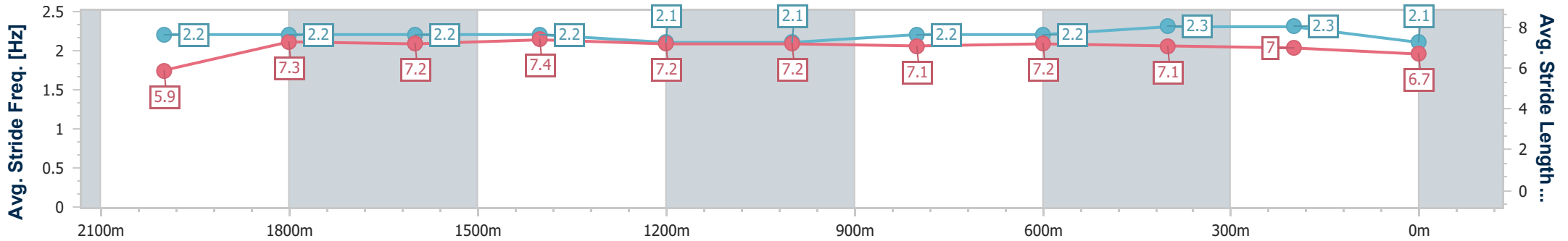
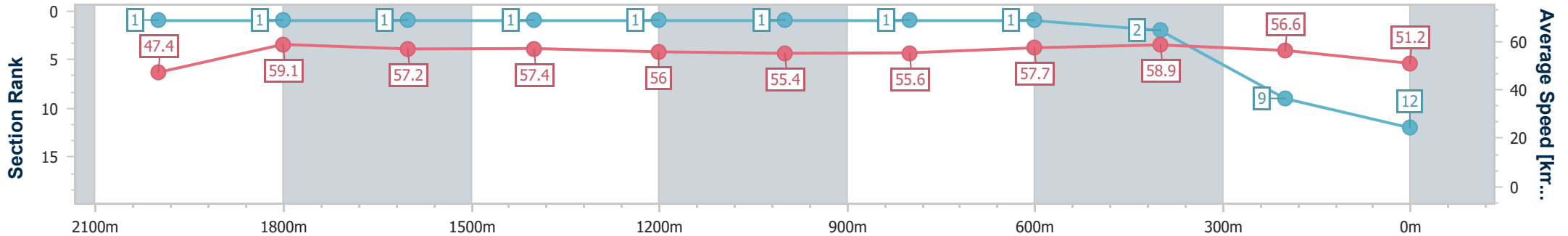
Sunshine Coast QLD Professional  
Race 8: VWF WINTER PROVINCIAL STAYERS HEAT  
BENCHMARK 75 Handicap - 2200m



09 June 2024 - 16:36

Track Rating: Soft 6, Weather: Fine, Rail Position: +5m

Section	Overall	2000m	1800m	1600m	1400m	1200m	1000m	800m	600m	400m	200m
Section Times	2:23.22 [12] (0:15.17)	2:08.05 [1] (0:12.17)	1:55.88 [1] (0:12.65)	1:43.23 [1] (0:12.61)	1:30.62 [1] (0:12.91)	1:17.71 [1] (0:13.05)	1:04.66 [1] (0:13.00)	0:51.66 [1] (0:12.57)	0:39.09 [1] (0:12.32)	0:26.77 [2] (0:12.71)	0:14.06 [9]
Average Speed [km/h]	47.4	59.1	57.2	57.4	56.0	55.4	55.6	57.7	58.9	56.6	51.2
Top Speed [km/h]	62.2	61.3	57.8	58.1	56.6	55.6	56.3	59.9	60.0	58.8	53.7
Avg. Dist. to Rail [m]	2.3	0.4	0.8	1.8	2.0	2.0	1.9	1.2	1.2	3.4	4.0
Avg. Stride Freq. [Hz]	2.2	2.2	2.2	2.2	2.1	2.1	2.2	2.2	2.3	2.3	2.1
Avg. Stride Length [m]	5.9	7.3	7.2	7.4	7.2	7.2	7.1	7.2	7.1	7.0	6.7



- [ ] Ranking at each section and finish
- .-.- No data available at this section
- NA No data available





Horse/Jockey Name	Sayl
Final Rank	13
Fastest Section Time (Section)	0:12.17 (2000m)
Top Speed [km/h] (Section)	60.8 (Overall)
Race State	Finished



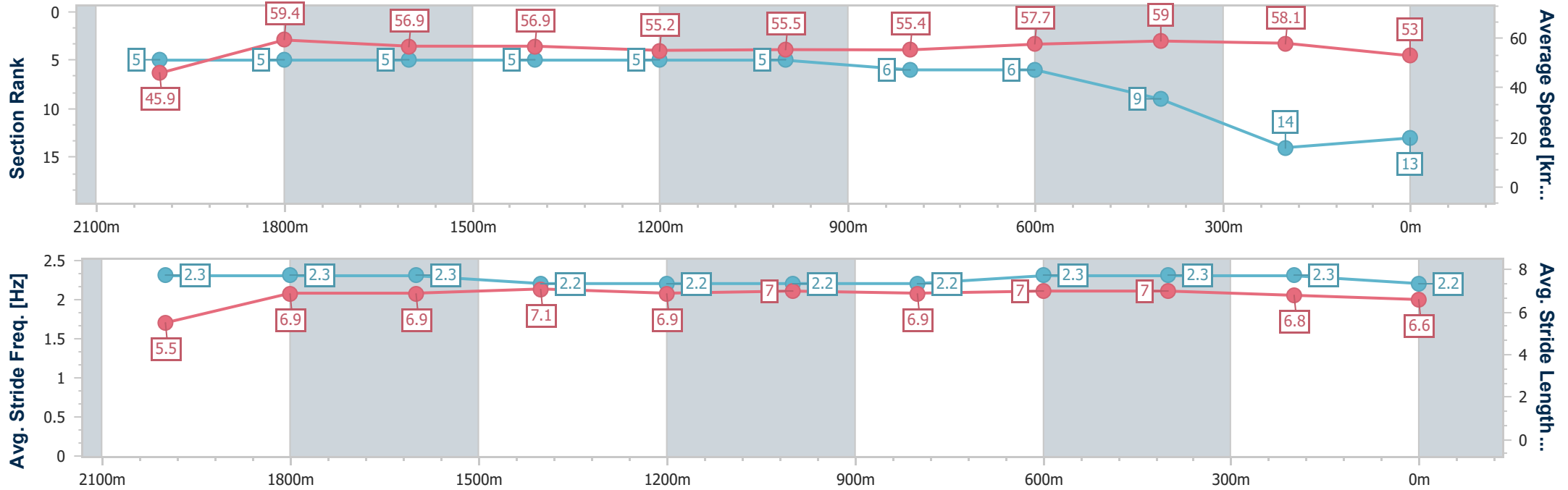
Sunshine Coast QLD Professional  
 Race 8: VWF WINTER PROVINCIAL STAYERS HEAT  
 BENCHMARK 75 Handicap - 2200m



09 June 2024 - 16:36

Track Rating: Soft 6, Weather: Fine, Rail Position: +5m

Section	Overall	2000m	1800m	1600m	1400m	1200m	1000m	800m	600m	400m	200m
Section Times	2:23.24 [13] (0:15.66)	2:07.58 [5] (0:12.17)	1:55.41 [5] (0:12.70)	1:42.71 [5] (0:12.73)	1:29.98 [5] (0:13.08)	1:16.90 [5] (0:13.04)	1:03.86 [5] (0:13.06)	0:50.80 [6] (0:12.56)	0:38.24 [6] (0:12.28)	0:25.96 [9] (0:12.37)	0:13.59 [14] (0:13.59)
Average Speed [km/h]	45.9	59.4	56.9	56.9	55.2	55.5	55.4	57.7	59.0	58.1	53.0
Top Speed [km/h]	60.8	60.7	57.4	57.7	55.8	55.7	56.1	59.0	59.4	59.6	56.5
Avg. Dist. to Rail [m]	6.1	0.8	0.7	2.0	2.2	2.1	2.0	1.3	0.8	2.9	4.9
Avg. Stride Freq. [Hz]	2.3	2.3	2.3	2.2	2.2	2.2	2.2	2.3	2.3	2.3	2.2
Avg. Stride Length [m]	5.5	6.9	6.9	7.1	6.9	7.0	6.9	7.0	7.0	6.8	6.6



- [ ] Ranking at each section and finish
- .-.- No data available at this section
- NA No data available



Horse/Jockey Name	Lucky Exchange
Final Rank	14
Fastest Section Time (Section)	0:12.17 (600m)
Top Speed [km/h] (Section)	61.9 (800m)
Race State	Finished



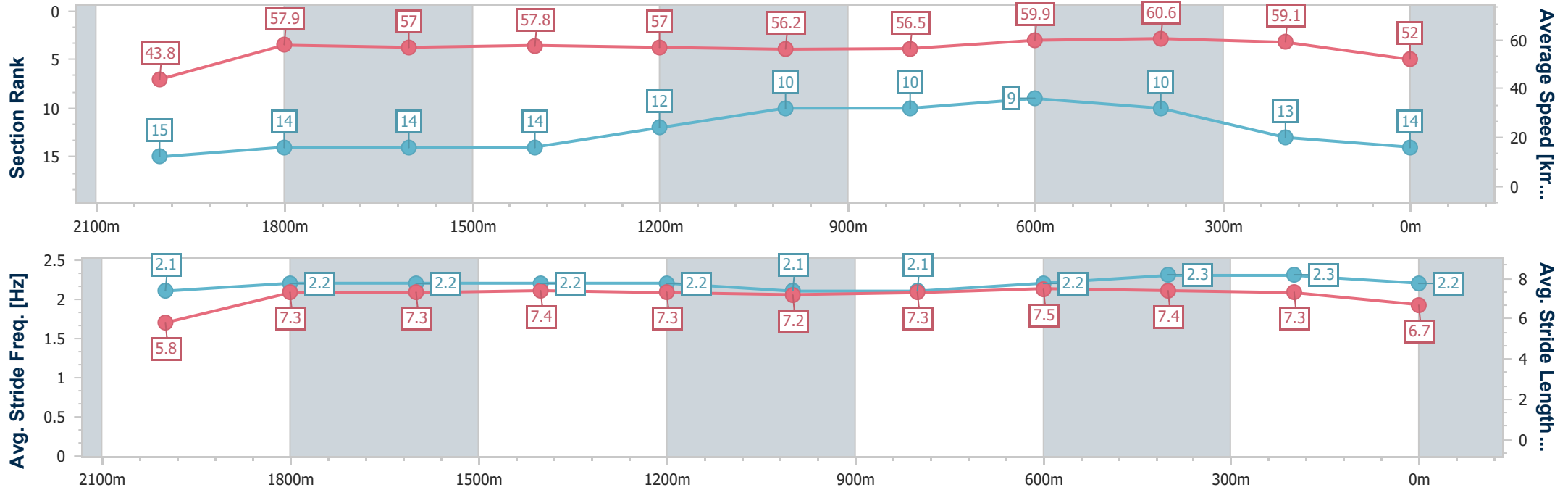
Sunshine Coast QLD Professional  
 Race 8: VWF WINTER PROVINCIAL STAYERS HEAT  
 BENCHMARK 75 Handicap - 2200m



09 June 2024 - 16:36

Track Rating: Soft 6, Weather: Fine, Rail Position: +5m

Section	Overall	2000m	1800m	1600m	1400m	1200m	1000m	800m	600m	400m	200m
Section Times	2:23.39 [14] (0:16.44)	2:06.95 [15] (0:12.54)	1:54.41 [14] (0:12.78)	1:41.63 [14] (0:12.58)	1:29.05 [14] (0:12.77)	1:16.28 [12] (0:12.81)	1:03.47 [10] (0:12.93)	0:50.54 [10] (0:12.32)	0:38.22 [9] (0:12.17)	0:26.05 [10] (0:12.22)	0:13.83 [13] (0:13.83)
Average Speed [km/h]	43.8	57.9	57.0	57.8	57.0	56.2	56.5	59.9	60.6	59.1	52.0
Top Speed [km/h]	59.4	59.2	57.9	58.6	58.6	57.7	57.8	61.9	61.6	59.8	57.1
Avg. Dist. to Rail [m]	11.1	1.4	2.0	3.6	4.3	4.5	3.9	4.3	4.7	8.3	9.4
Avg. Stride Freq. [Hz]	2.1	2.2	2.2	2.2	2.2	2.1	2.1	2.2	2.3	2.3	2.2
Avg. Stride Length [m]	5.8	7.3	7.3	7.4	7.3	7.2	7.3	7.5	7.4	7.3	6.7



- [ ] Ranking at each section and finish
- .-.- No data available at this section
- NA No data available



Horse/Jockey Name	Port Mourant
Final Rank	15
Fastest Section Time (Section)	0:12.14 (600m)
Top Speed [km/h] (Section)	61.5 (800m)
Race State	Finished



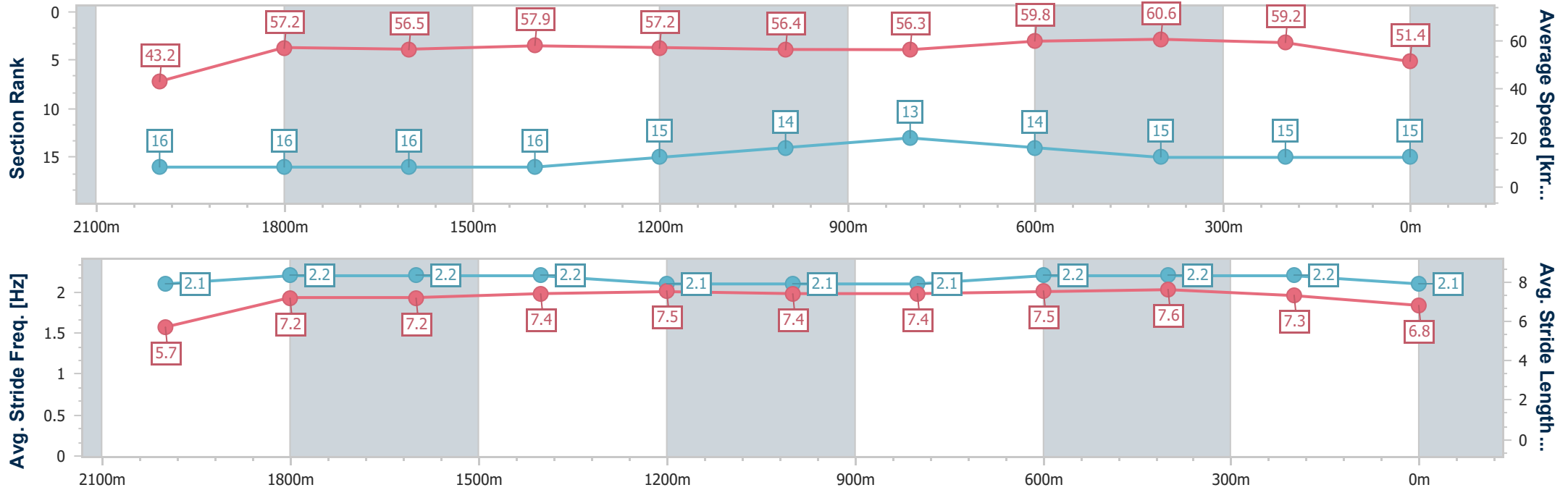
Sunshine Coast QLD Professional  
Race 8: VWF WINTER PROVINCIAL STAYERS HEAT  
BENCHMARK 75 Handicap - 2200m



09 June 2024 - 16:36

Track Rating: Soft 6, Weather: Fine, Rail Position: +5m

Section	Overall	2000m	1800m	1600m	1400m	1200m	1000m	800m	600m	400m	200m
Section Times	2:23.84 [15] (0:16.71)	2:07.13 [16] (0:12.67)	1:54.46 [16] (0:12.86)	1:41.60 [16] (0:12.54)	1:29.06 [16] (0:12.75)	1:16.31 [15] (0:12.79)	1:03.52 [14] (0:12.90)	0:50.62 [13] (0:12.26)	0:38.36 [14] (0:12.14)	0:26.22 [15] (0:12.19)	0:14.03 [15] (0:14.03)
Average Speed [km/h]	43.2	57.2	56.5	57.9	57.2	56.4	56.3	59.8	60.6	59.2	51.4
Top Speed [km/h]	58.7	58.9	57.8	59.3	59.3	57.2	58.1	61.5	61.2	61.3	55.8
Avg. Dist. to Rail [m]	12.9	1.1	1.7	2.9	3.5	3.8	3.9	3.4	3.9	9.4	10.4
Avg. Stride Freq. [Hz]	2.1	2.2	2.2	2.2	2.1	2.1	2.1	2.2	2.2	2.2	2.1
Avg. Stride Length [m]	5.7	7.2	7.2	7.4	7.5	7.4	7.4	7.5	7.6	7.3	6.8



- [ ] Ranking at each section and finish
- .-.- No data available at this section
- NA No data available



Horse/Jockey Name	Mr Dudwey
Final Rank	16
Fastest Section Time (Section)	0:12.28 (400m)
Top Speed [km/h] (Section)	60.7 (Overall)
Race State	Finished



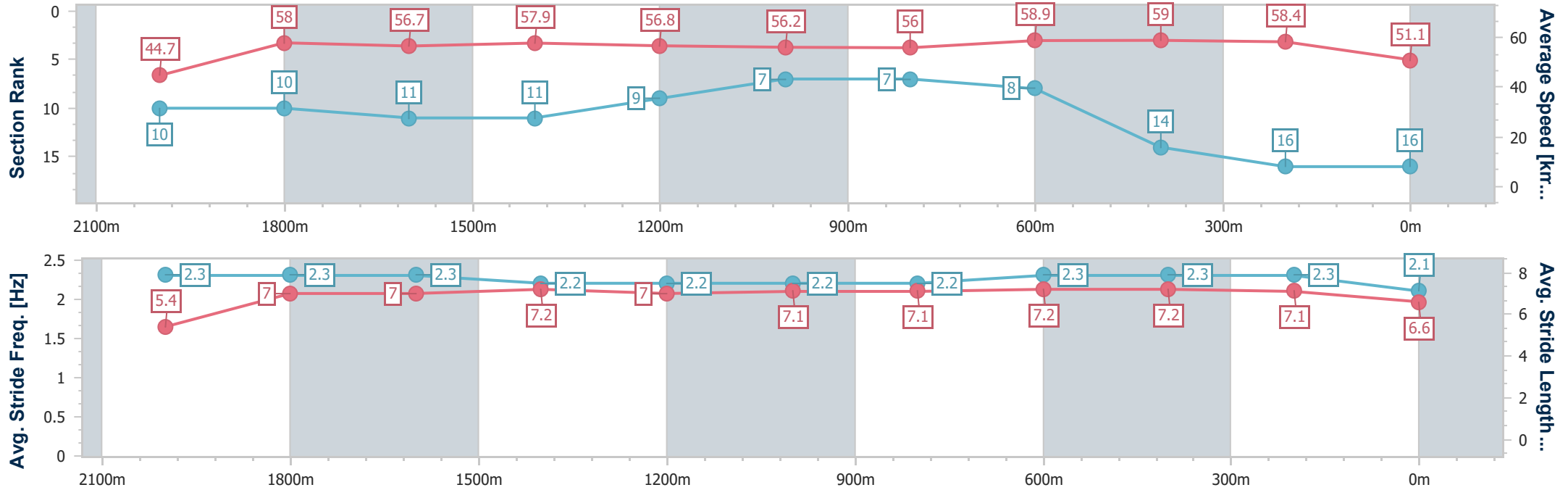
Sunshine Coast QLD Professional  
Race 8: VWF WINTER PROVINCIAL STAYERS HEAT  
BENCHMARK 75 Handicap - 2200m



09 June 2024 - 16:36

Track Rating: Soft 6, Weather: Fine, Rail Position: +5m

Section	Overall	2000m	1800m	1600m	1400m	1200m	1000m	800m	600m	400m	200m
Section Times	2:24.00 [16] (0:16.07)	2:07.93 [10] (0:12.55)	1:55.38 [10] (0:12.87)	1:42.51 [11] (0:12.56)	1:29.95 [11] (0:12.81)	1:17.14 [9] (0:12.87)	1:04.27 [7] (0:12.97)	0:51.30 [7] (0:12.42)	0:38.88 [8] (0:12.48)	0:26.40 [14] (0:12.28)	0:14.12 [16] (0:14.12)
Average Speed [km/h]	44.7	58.0	56.7	57.9	56.8	56.2	56.0	58.9	59.0	58.4	51.1
Top Speed [km/h]	60.7	60.6	58.2	58.4	58.0	58.1	57.4	59.7	59.6	59.7	56.1
Avg. Dist. to Rail [m]	10.3	1.9	2.3	2.9	3.6	4.0	3.6	2.7	3.8	8.6	8.1
Avg. Stride Freq. [Hz]	2.3	2.3	2.3	2.2	2.2	2.2	2.2	2.3	2.3	2.3	2.1
Avg. Stride Length [m]	5.4	7.0	7.0	7.2	7.0	7.1	7.1	7.2	7.2	7.1	6.6



- [ ] Ranking at each section and finish
- .-.- No data available at this section
- NA No data available