



# Townsville QLD Professional

## Race 5: COMMSCOPE BENCHMARK 55 Handicap - 1200m

08 June 2024 - 16:24



Track Rating: Soft 5, Weather: Sunny, Rail Position: True

Section		Overall											Last 600m	
Field Times		1:09.27 (0:13.35)											0:35.01	
		1000m											800m	
		0:55.92 (0:10.39)											0:45.53 (0:10.52)	
		800m											600m	
		0:44.76 [7] (0:10.49)											0:35.01 (0:11.01)	
		600m											400m	
		0:34.27 [6] (0:10.98)											0:24.00 (0:11.56)	
		400m											200m	
		0:23.29 [6] (0:11.36)											0:12.44 (0:12.44)	
		200m											0:11.93 [5] (0:11.93)	
		0:11.93 [5] (0:11.93)											0:35.01 (0:12.44)	
Rank	TAB	Horse/Jockey	Barrier	Top Speed [km/h]	Fastest Section	Overall	1000m	800m	600m	400m	200m	Margin	Distance Travelled [m]	
1	11	OBLIQUITY Justin Stanley	4	70.0 800m	0:10.49 800m	1:09.27 [1] (0:13.92)	0:55.35 [6] (0:10.59)	0:44.76 [7] (0:10.49)	0:34.27 [6] (0:10.98)	0:23.29 [6] (0:11.36)	0:11.93 [5] (0:11.93)	1:09.27 0:34.27		
2	4	SKYLIGHT SONG Ryan Wiggins	17	70.9 1000m	0:10.39 1000m	1:09.32 [2] (0:13.35)	0:55.97 [1] (0:10.39)	0:45.58 [1] (0:10.52)	0:35.06 [1] (0:11.01)	0:24.05 [1] (0:11.56)	0:12.49 [1] (0:12.49)	0.27L 0:35.06	+3	
3	9	LADY DAMUS Nathan Day	18	69.5 800m	0:10.57 800m	1:09.33 [3] (0:14.21)	0:55.12 [11] (0:10.65)	0:44.47 [10] (0:10.57)	0:33.90 [10] (0:10.75)	0:23.15 [9] (0:11.47)	0:11.68 [9] (0:11.68)	0.34L 0:33.90	+5	
4	8	DICKIN MEDAL Lacey Morrison	3	70.3 1000m	0:10.44 1000m	1:09.36 [4] (0:13.75)	0:55.61 [4] (0:10.44)	0:45.17 [5] (0:10.48)	0:34.69 [4] (0:10.98)	0:23.71 [4] (0:11.39)	0:12.32 [2] (0:12.32)	0.53L 0:34.69	-1	
5	6	STRATHCONA Jason Taylor	12	70.1 800m	0:10.54 800m	1:09.61 [5] (0:14.05)	0:55.56 [9] (0:10.66)	0:44.90 [9] (0:10.54)	0:34.36 [9] (0:10.95)	0:23.41 [10] (0:11.45)	0:11.96 [10] (0:11.96)	1.98L 0:34.36	+6	
6	5	FIGHT IN THE DOG Tasha Chambers	19	72.7 800m	0:10.60 1000m	1:09.64 [6] (0:13.92)	0:55.72 [7] (0:10.60)	0:45.12 [8] (0:10.61)	0:34.51 [8] (0:11.01)	0:23.50 [8] (0:11.39)	0:12.11 [8] (0:12.11)	2.17L 0:34.51	+11	
7	15	PARA PARK CHANCE Jackson Murphy	6	70.2 1000m	0:10.43 1000m	1:09.68 [7] (0:13.46)	0:56.22 [2] (0:10.43)	0:45.79 [2] (0:10.46)	0:35.33 [2] (0:11.04)	0:24.29 [2] (0:11.68)	0:12.61 [3] (0:12.61)	2.39L 0:35.33	-1	
8	10	MARANZANO Tyler Leslight	7	69.6 1000m	0:10.53 1000m	1:09.69 [8] (0:13.95)	0:55.74 [8] (0:10.53)	0:45.21 [6] (0:10.54)	0:34.67 [7] (0:10.97)	0:23.70 [7] (0:11.50)	0:12.20 [7] (0:12.20)	2.46L 0:34.67	+3	
9	14	LINE OF KINGS Frank Edwards	8	70.9 1000m	0:10.36 1000m	1:09.69 [9] (0:13.59)	0:56.10 [3] (0:10.36)	0:45.74 [3] (0:10.52)	0:35.22 [3] (0:11.10)	0:24.12 [3] (0:11.68)	0:12.44 [4] (0:12.44)	2.48L 0:35.22	+2	
10	2	HIT SNOOZE Ashley Butler	11	71.5 1000m	0:10.37 1000m	1:09.99 [10] (0:13.79)	0:56.20 [5] (0:10.37)	0:45.83 [4] (0:10.54)	0:35.29 [5] (0:11.11)	0:24.18 [5] (0:11.60)	0:12.58 [6] (0:12.58)	4.19L 0:35.29	+4	

Scratched: I Eff Oh (#3), Rugged Roy (#19), Dawn Strike (#17), Vee Eight Power (#18)



# Townsville QLD Professional

## Race 5: COMMSCOPE BENCHMARK 55 Handicap - 1200m



08 June 2024 - 16:24

Track Rating: Soft 5, Weather: Sunny, Rail Position: True

Section		Overall	1000m	800m	600m	400m	200m	Last 600m					
Field Times		1:09.27 (0:13.35)	0:55.92 (0:10.39)	0:45.53 (0:10.52)	0:35.01 (0:11.01)	0:24.00 (0:11.56)	0:12.44 (0:12.44)	0:35.01					
Rank	TAB Horse/Jockey	Barrier	Top Speed [km/h]	Fastest Section	Margin							Distance Travelled [m]	
11	12 ANOTHER JACK Scott Sheargold	9	69.3 1000m	0:10.56 800m	1:10.08 [11] (0:14.41)	0:55.67 [12] (0:10.68)	0:44.99 [11] (0:10.56)	0:34.43 [12] (0:10.92)	0:23.51 [12] (0:11.39)	0:12.12 [11] (0:12.12)	4.75L	0:34.43	+0
12	1 EROE Jeffrey Felix	1	66.8 1000m	0:10.99 800m	1:10.75 [12] (0:14.06)	0:56.69 [10] (0:11.04)	0:45.65 [12] (0:10.99)	0:34.66 [14] (0:11.27)	0:23.39 [15] (0:11.49)	0:11.90 [15] (0:11.90)	8.72L	0:34.66	+2
13	13 LISTEN LISTEN Graham Kliese	13	71.4 800m	0:10.31 800m	1:10.91 [13] (0:14.69)	0:56.22 [14] (0:10.51)	0:45.71 [13] (0:10.31)	0:35.40 [11] (0:10.95)	0:24.45 [11] (0:11.64)	0:12.81 [12] (0:12.81)	9.61L	0:35.40	+10
14	7 MCNAIR Carl Spry	10	69.5 600m	0:10.67 800m	1:10.93 [14] (0:14.52)	0:56.41 [13] (0:10.70)	0:45.71 [14] (0:10.67)	0:35.04 [13] (0:10.87)	0:24.17 [13] (0:11.47)	0:12.70 [13] (0:12.70)	9.72L	0:35.04	+9
15	16 MISS WHITE Chelsea Jokic	5	71.1 800m	0:10.44 800m	1:11.00 [15] (0:14.88)	0:56.12 [15] (0:10.85)	0:45.27 [15] (0:10.44)	0:34.83 [15] (0:10.78)	0:24.05 [14] (0:11.49)	0:12.56 [14] (0:12.56)	10.14L	0:34.83	+0

Scratched: I Eff Oh (#3), Rugged Roy (#19), Dawn Strike (#17), Vee Eight Power (#18)

[ ] Ranking at each section and finish  
 -:-:- No data available at this section  
 NA No data available

SCN Saddle cloth number  
 DNF Did not finish  
 DNT Did not track



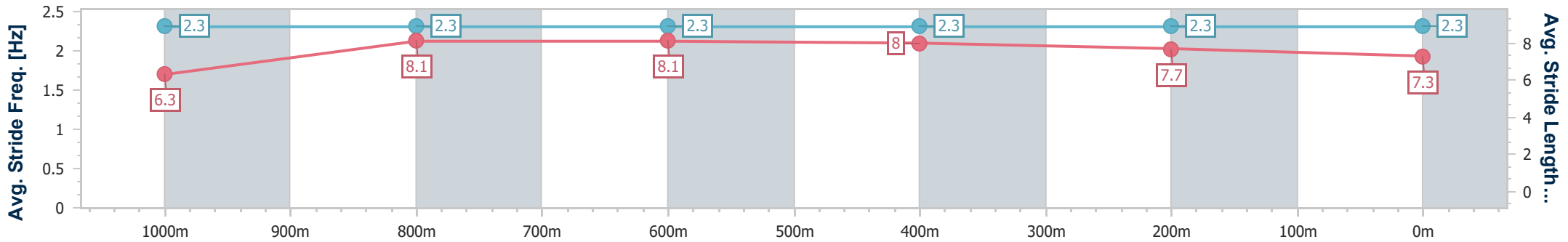
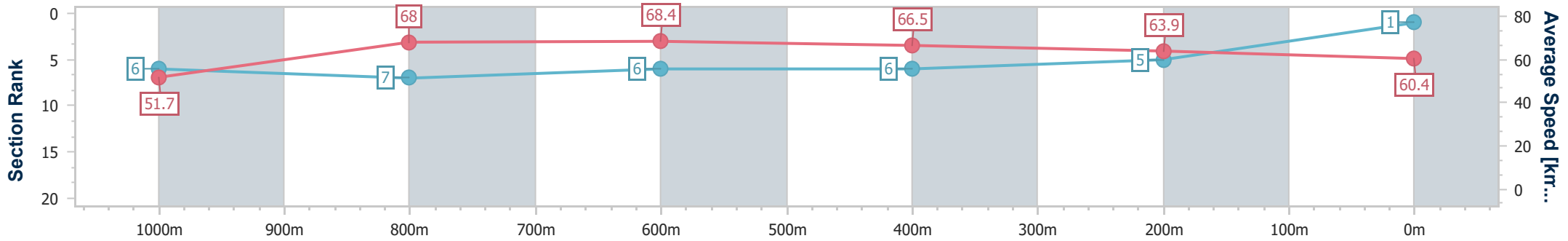
Horse/Jockey Name	Obliquity
Final Rank	1
Fastest Section Time (Section)	0:10.49 (800m)
Top Speed [km/h] (Section)	70.0 (800m)
Race State	Finished



Townsville QLD Professional  
 Race 5: COMMSCOPE BENCHMARK 55 Handicap - 1200m  
 08 June 2024 - 16:24  
 Track Rating: Soft 5, Weather: Sunny, Rail Position: True



Section	Overall	1000m	800m	600m	400m	200m
Section Times	1:09.27 [1] (0:13.92)	0:55.35 [6] (0:10.59)	0:44.76 [7] (0:10.49)	0:34.27 [6] (0:10.98)	0:23.29 [6] (0:11.36)	0:11.93 [5]
Average Speed [km/h]	51.7	68.0	68.4	66.5	63.9	60.4
Top Speed [km/h]	68.2	69.1	70.0	67.7	64.8	62.6
Avg. Dist. to Rail [m]	3.7	0.7	0.6	2.5	5.3	4.7
Avg. Stride Freq. [Hz]	2.3	2.3	2.3	2.3	2.3	2.3
Avg. Stride Length [m]	6.3	8.1	8.1	8.0	7.7	7.3



- [ ] Ranking at each section and finish
- .-.- No data available at this section
- NA No data available



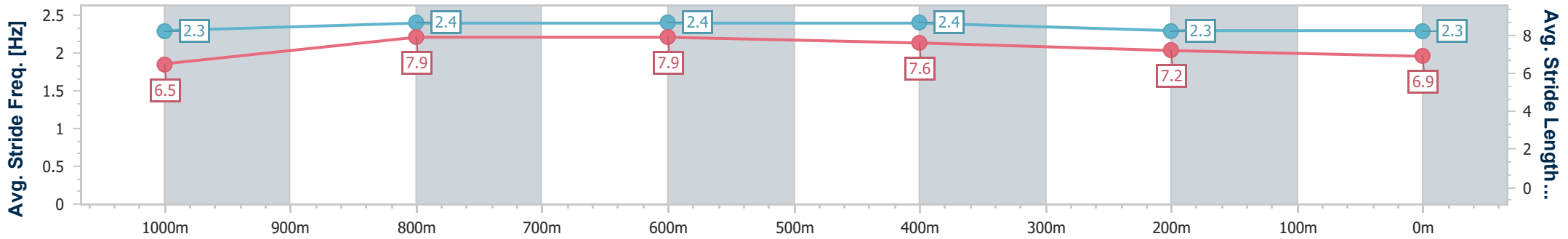
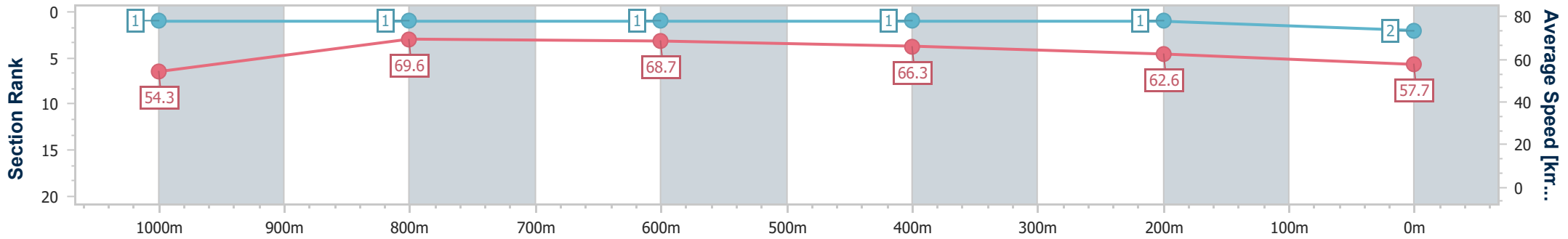
Horse/Jockey Name	Skylight Song
Final Rank	2
Fastest Section Time (Section)	0:10.39 (1000m)
Top Speed [km/h] (Section)	70.9 (1000m)
Race State	Finished



Townsville QLD Professional  
 Race 5: COMMSCOPE BENCHMARK 55 Handicap - 1200m  
 08 June 2024 - 16:24  
 Track Rating: Soft 5, Weather: Sunny, Rail Position: True



Section	Overall	1000m	800m	600m	400m	200m
Section Times	1:09.32 [2] (0:13.35)	0:55.97 [1] (0:10.39)	0:45.58 [1] (0:10.52)	0:35.06 [1] (0:11.01)	0:24.05 [1] (0:11.56)	0:12.49 [1] (0:12.49)
Average Speed [km/h]	54.3	69.6	68.7	66.3	62.6	57.7
Top Speed [km/h]	70.9	70.9	69.9	68.5	64.6	60.6
Avg. Dist. to Rail [m]	11.3	1.0	0.5	2.6	4.2	5.5
Avg. Stride Freq. [Hz]	2.3	2.4	2.4	2.4	2.3	2.3
Avg. Stride Length [m]	6.5	7.9	7.9	7.6	7.2	6.9



- [ ] Ranking at each section and finish
- .-.- No data available at this section
- NA No data available



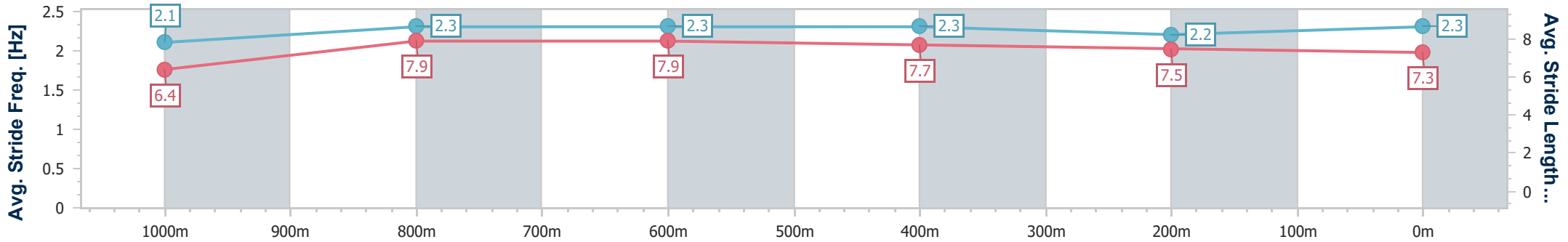
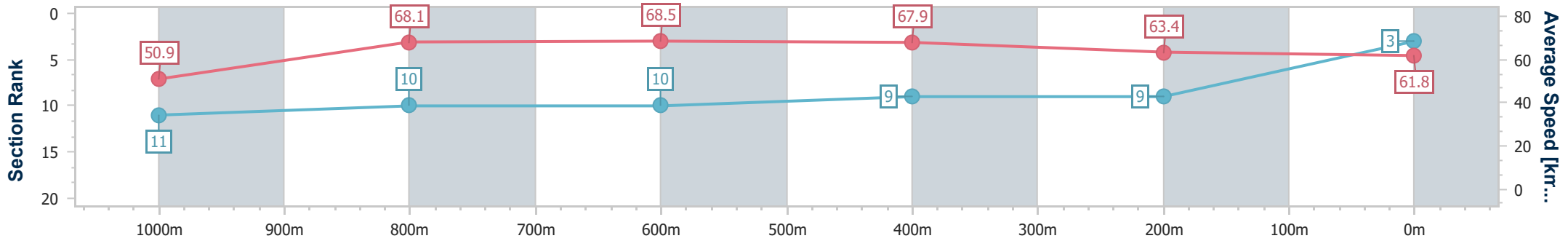
Horse/Jockey Name	Lady Damus
Final Rank	3
Fastest Section Time (Section)	0:10.57 (800m)
Top Speed [km/h] (Section)	69.5 (800m)
Race State	Finished



Townsville QLD Professional  
 Race 5: COMMSCOPE BENCHMARK 55 Handicap - 1200m  
 08 June 2024 - 16:24  
 Track Rating: Soft 5, Weather: Sunny, Rail Position: True



Section	Overall	1000m	800m	600m	400m	200m
Section Times	1:09.33 [3] (0:14.21)	0:55.12 [11] (0:10.65)	0:44.47 [10] (0:10.57)	0:33.90 [10] (0:10.75)	0:23.15 [9] (0:11.47)	0:11.68 [9]
Average Speed [km/h]	50.9	68.1	68.5	67.9	63.4	61.8
Top Speed [km/h]	66.8	68.7	69.5	68.9	65.8	63.1
Avg. Dist. to Rail [m]	11.2	1.6	1.2	2.8	7.9	12.9
Avg. Stride Freq. [Hz]	2.1	2.3	2.3	2.3	2.2	2.3
Avg. Stride Length [m]	6.4	7.9	7.9	7.7	7.5	7.3



- [ ] Ranking at each section and finish
- .-.- No data available at this section
- NA No data available



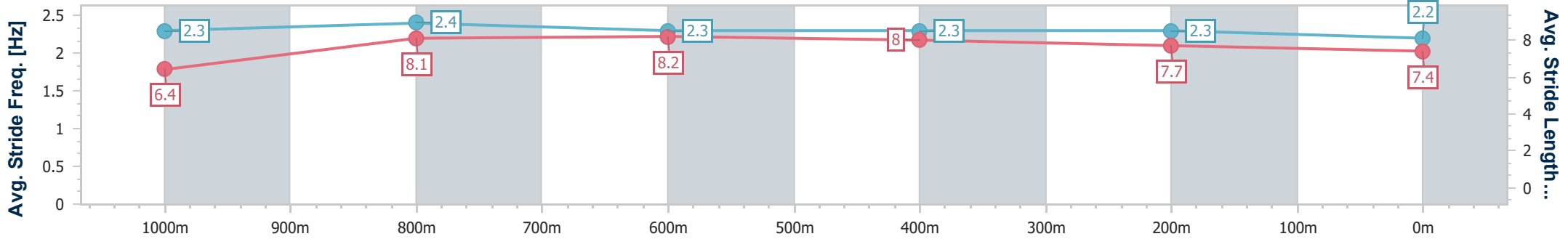
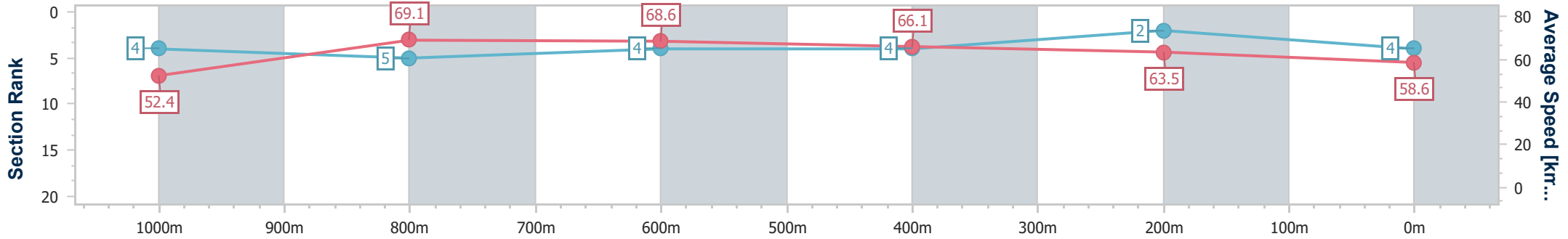
Horse/Jockey Name	Dickin Medal
Final Rank	4
Fastest Section Time (Section)	0:10.44 (1000m)
Top Speed [km/h] (Section)	70.3 (1000m)
Race State	Finished



Townsville QLD Professional  
 Race 5: COMMSCOPE BENCHMARK 55 Handicap - 1200m  
 08 June 2024 - 16:24  
 Track Rating: Soft 5, Weather: Sunny, Rail Position: True



Section	Overall	1000m	800m	600m	400m	200m
Section Times	1:09.36 [4] (0:13.75)	0:55.61 [4] (0:10.44)	0:45.17 [5] (0:10.48)	0:34.69 [4] (0:10.98)	0:23.71 [4] (0:11.39)	0:12.32 [2]
Average Speed [km/h]	52.4	69.1	68.6	66.1	63.5	58.6
Top Speed [km/h]	67.5	70.3	70.3	67.9	64.7	62.1
Avg. Dist. to Rail [m]	4.3	0.4	0.3	1.7	3.9	6.4
Avg. Stride Freq. [Hz]	2.3	2.4	2.3	2.3	2.3	2.2
Avg. Stride Length [m]	6.4	8.1	8.2	8.0	7.7	7.4



- [ ] Ranking at each section and finish
- .-.- No data available at this section
- NA No data available



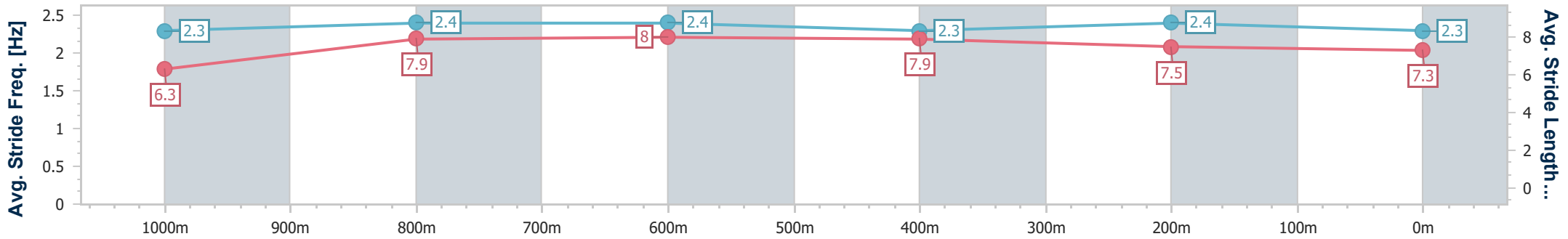
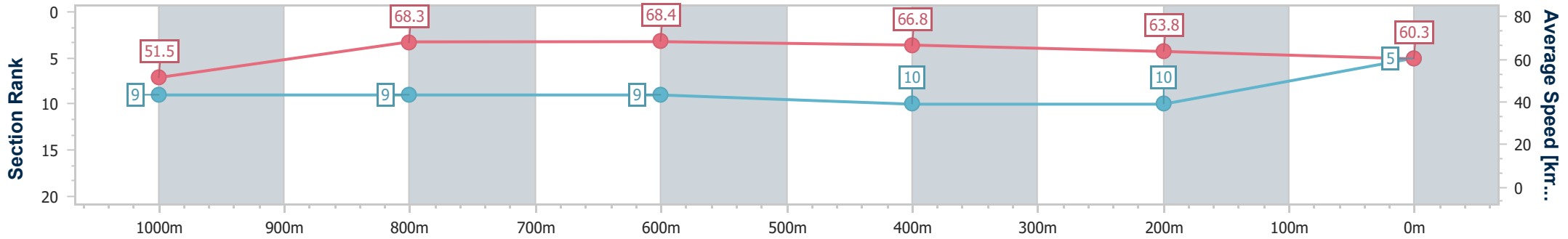
Horse/Jockey Name	Strathcona
Final Rank	5
Fastest Section Time (Section)	0:10.54 (800m)
Top Speed [km/h] (Section)	70.1 (800m)
Race State	Finished



Townsville QLD Professional  
 Race 5: COMMSCOPE BENCHMARK 55 Handicap - 1200m  
 08 June 2024 - 16:24  
 Track Rating: Soft 5, Weather: Sunny, Rail Position: True



Section	Overall	1000m	800m	600m	400m	200m
Section Times	1:09.61 [5] (0:14.05)	0:55.56 [9] (0:10.66)	0:44.90 [9] (0:10.54)	0:34.36 [9] (0:10.95)	0:23.41 [10] (0:11.45)	0:11.96 [10] (0:11.96)
Average Speed [km/h]	51.5	68.3	68.4	66.8	63.8	60.3
Top Speed [km/h]	67.5	69.6	70.1	68.6	64.8	62.9
Avg. Dist. to Rail [m]	10.7	2.0	0.6	3.3	8.4	12.9
Avg. Stride Freq. [Hz]	2.3	2.4	2.4	2.3	2.4	2.3
Avg. Stride Length [m]	6.3	7.9	8.0	7.9	7.5	7.3



- [ ] Ranking at each section and finish
- .-.- No data available at this section
- NA No data available



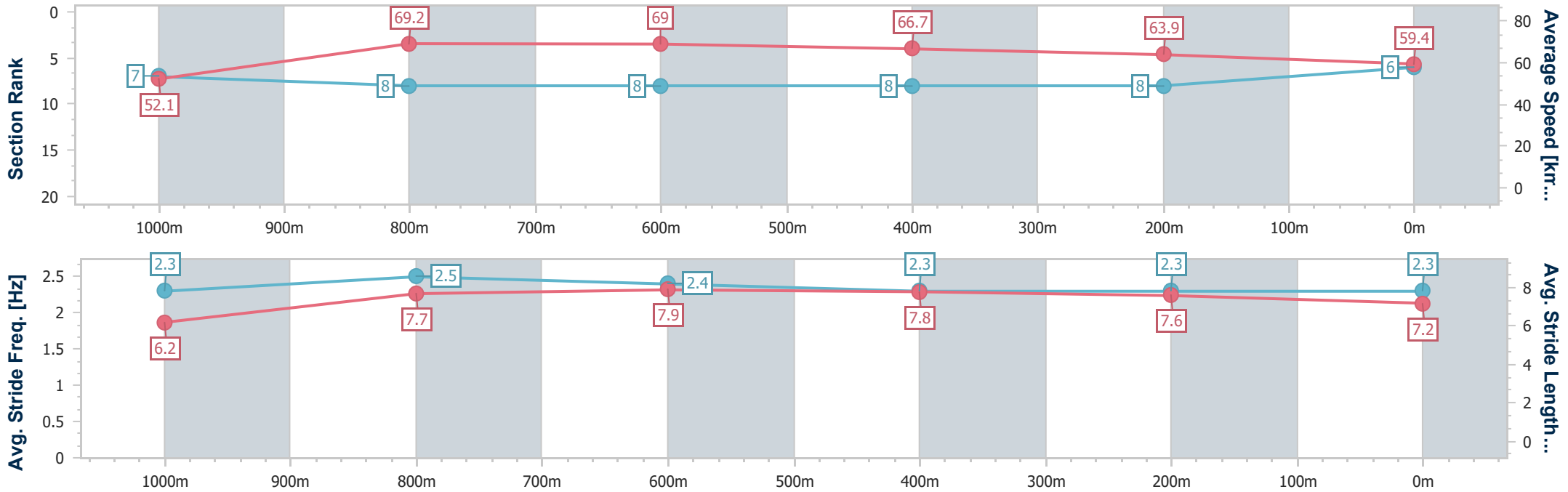
Horse/Jockey Name	Fight In The Dog
Final Rank	6
Fastest Section Time (Section)	0:10.60 (1000m)
Top Speed [km/h] (Section)	72.7 (800m)
Race State	Finished



Townsville QLD Professional  
 Race 5: COMMSCOPE BENCHMARK 55 Handicap - 1200m  
 08 June 2024 - 16:24  
 Track Rating: Soft 5, Weather: Sunny, Rail Position: True



Section	Overall	1000m	800m	600m	400m	200m
Section Times	1:09.64 [6] (0:13.92)	0:55.72 [7] (0:10.60)	0:45.12 [8] (0:10.61)	0:34.51 [8] (0:11.01)	0:23.50 [8] (0:11.39)	0:12.11 [8]
Average Speed [km/h]	52.1	69.2	69.0	66.7	63.9	59.4
Top Speed [km/h]	67.5	71.0	72.7	68.1	65.1	62.6
Avg. Dist. to Rail [m]	13.6	3.7	3.2	4.4	6.2	10.6
Avg. Stride Freq. [Hz]	2.3	2.5	2.4	2.3	2.3	2.3
Avg. Stride Length [m]	6.2	7.7	7.9	7.8	7.6	7.2



- [ ] Ranking at each section and finish
- .-.- No data available at this section
- NA No data available





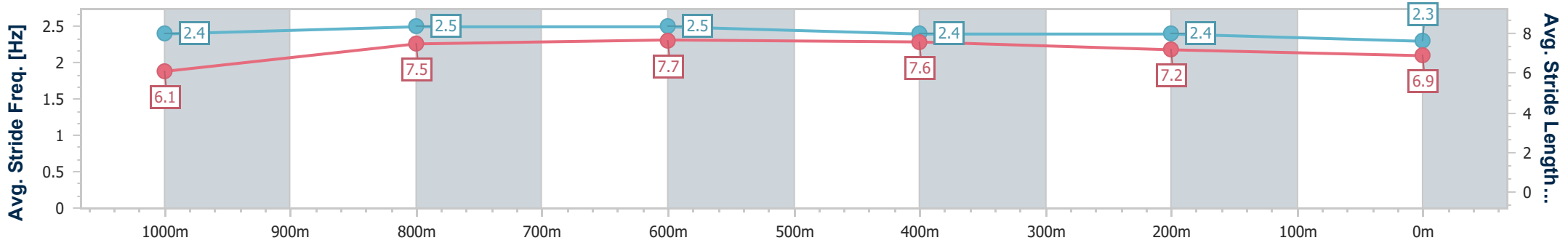
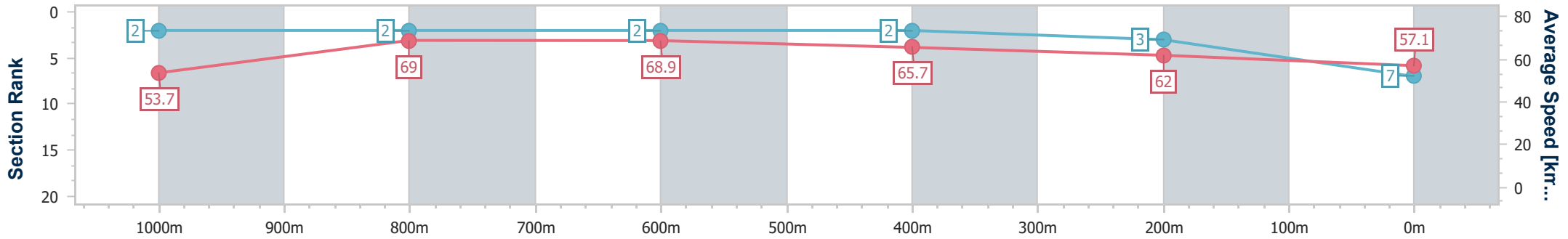
Horse/Jockey Name	Para Park Chance
Final Rank	7
Fastest Section Time (Section)	0:10.43 (1000m)
Top Speed [km/h] (Section)	70.2 (1000m)
Race State	Finished



Townsville QLD Professional  
 Race 5: COMMSCOPE BENCHMARK 55 Handicap - 1200m  
 08 June 2024 - 16:24  
 Track Rating: Soft 5, Weather: Sunny, Rail Position: True



Section	Overall	1000m	800m	600m	400m	200m
Section Times	1:09.68 [7] (0:13.46)	0:56.22 [2] (0:10.43)	0:45.79 [2] (0:10.46)	0:35.33 [2] (0:11.04)	0:24.29 [2] (0:11.68)	0:12.61 [3] (0:12.61)
Average Speed [km/h]	53.7	69.0	68.9	65.7	62.0	57.1
Top Speed [km/h]	69.1	70.2	69.1	67.8	63.3	59.9
Avg. Dist. to Rail [m]	6.2	0.3	0.2	1.6	3.3	6.7
Avg. Stride Freq. [Hz]	2.4	2.5	2.5	2.4	2.4	2.3
Avg. Stride Length [m]	6.1	7.5	7.7	7.6	7.2	6.9



- [ ] Ranking at each section and finish
- .-.- No data available at this section
- NA No data available



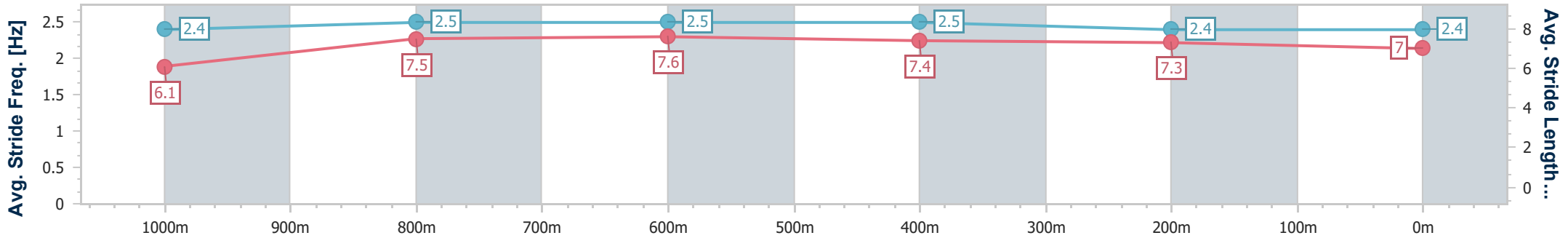
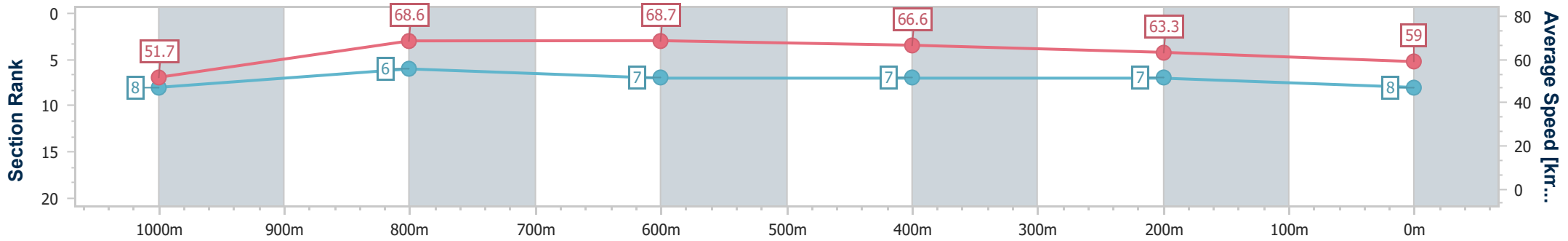
Horse/Jockey Name	Maranzano
Final Rank	8
Fastest Section Time (Section)	0:10.53 (1000m)
Top Speed [km/h] (Section)	69.6 (1000m)
Race State	Finished



Townsville QLD Professional  
 Race 5: COMMSCOPE BENCHMARK 55 Handicap - 1200m  
 08 June 2024 - 16:24  
 Track Rating: Soft 5, Weather: Sunny, Rail Position: True



Section	Overall	1000m	800m	600m	400m	200m
Section Times	1:09.69 [8] (0:13.95)	0:55.74 [8] (0:10.53)	0:45.21 [6] (0:10.54)	0:34.67 [7] (0:10.97)	0:23.70 [7] (0:11.50)	0:12.20 [7] (0:12.20)
Average Speed [km/h]	51.7	68.6	68.7	66.6	63.3	59.0
Top Speed [km/h]	67.9	69.6	69.5	67.8	64.6	63.1
Avg. Dist. to Rail [m]	6.7	0.9	0.9	3.1	6.6	10.6
Avg. Stride Freq. [Hz]	2.4	2.5	2.5	2.5	2.4	2.4
Avg. Stride Length [m]	6.1	7.5	7.6	7.4	7.3	7.0



- [ ] Ranking at each section and finish
- .-.- No data available at this section
- NA No data available



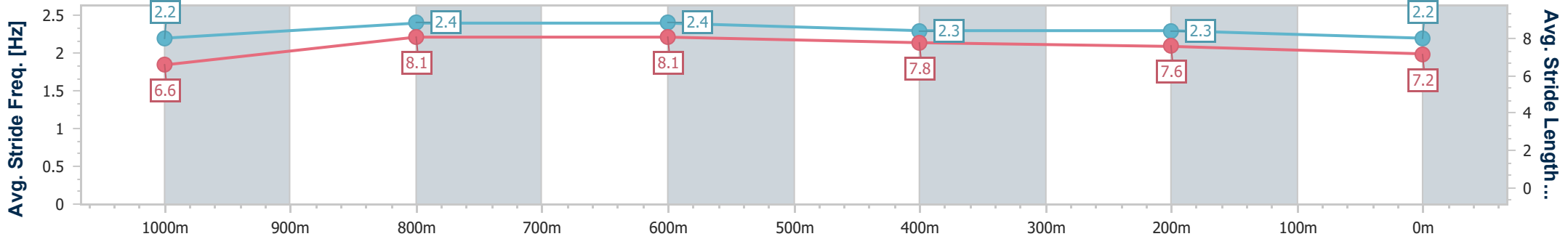
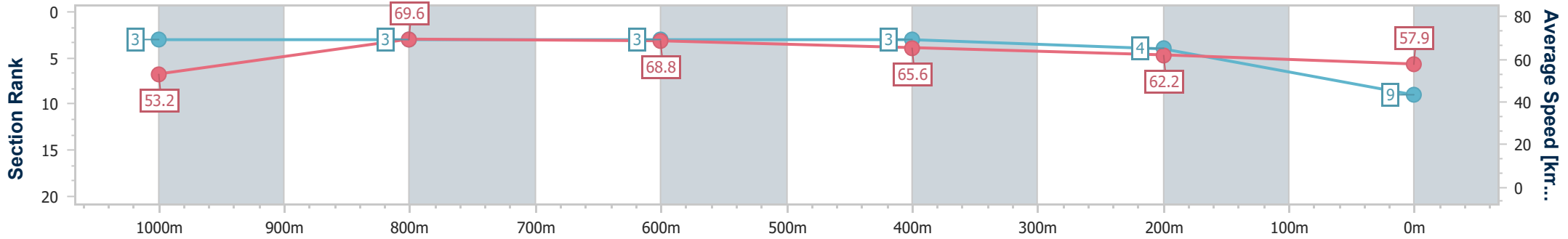
Horse/Jockey Name	Line Of Kings
Final Rank	9
Fastest Section Time (Section)	0:10.36 (1000m)
Top Speed [km/h] (Section)	70.9 (1000m)
Race State	Finished



Townsville QLD Professional  
 Race 5: COMMSCOPE BENCHMARK 55 Handicap - 1200m  
 08 June 2024 - 16:24  
 Track Rating: Soft 5, Weather: Sunny, Rail Position: True



Section	Overall	1000m	800m	600m	400m	200m
Section Times	1:09.69 [9] (0:13.59)	0:56.10 [3] (0:10.36)	0:45.74 [3] (0:10.52)	0:35.22 [3] (0:11.10)	0:24.12 [3] (0:11.68)	0:12.44 [4] (0:12.44)
Average Speed [km/h]	53.2	69.6	68.8	65.6	62.2	57.9
Top Speed [km/h]	70.8	70.9	70.2	67.8	63.9	60.8
Avg. Dist. to Rail [m]	7.2	0.4	0.9	2.5	5.6	8.7
Avg. Stride Freq. [Hz]	2.2	2.4	2.4	2.3	2.3	2.2
Avg. Stride Length [m]	6.6	8.1	8.1	7.8	7.6	7.2



- [ ] Ranking at each section and finish
- .-.- No data available at this section
- NA No data available



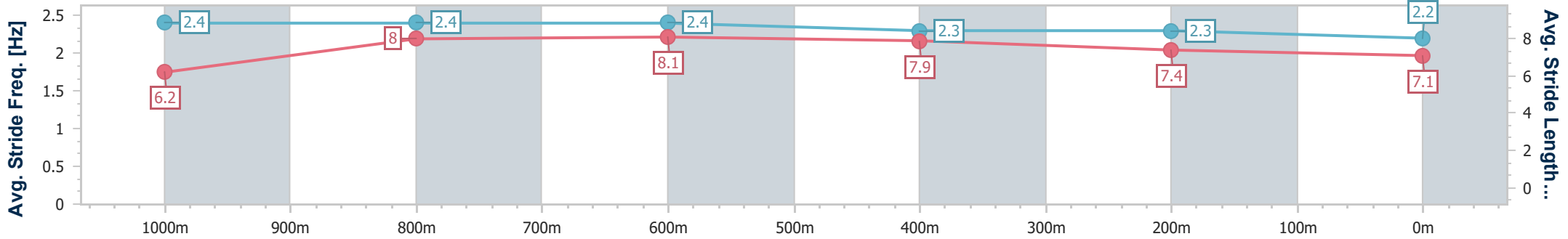
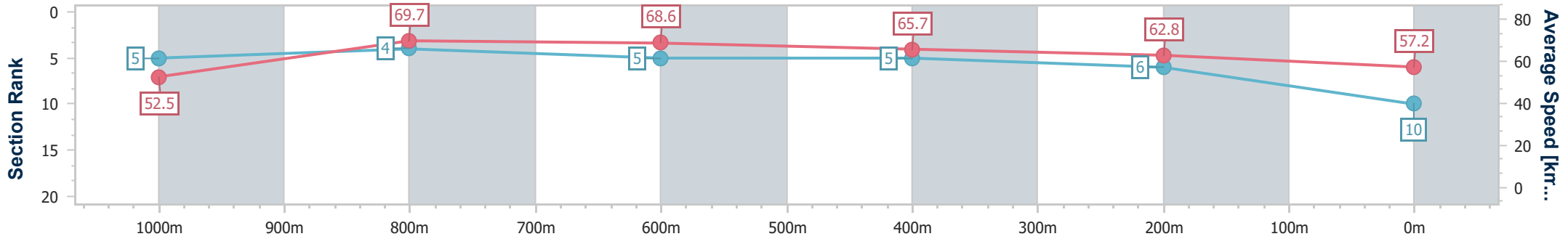
Horse/Jockey Name	Hit Snooze
Final Rank	10
Fastest Section Time (Section)	0:10.37 (1000m)
Top Speed [km/h] (Section)	71.5 (1000m)
Race State	Finished



Townsville QLD Professional  
 Race 5: COMMSCOPE BENCHMARK 55 Handicap - 1200m  
 08 June 2024 - 16:24  
 Track Rating: Soft 5, Weather: Sunny, Rail Position: True



Section	Overall	1000m	800m	600m	400m	200m
Section Times	1:09.99 [10] (0:13.79)	0:56.20 [5] (0:10.37)	0:45.83 [4] (0:10.54)	0:35.29 [5] (0:11.11)	0:24.18 [5] (0:11.60)	0:12.58 [6] (0:12.58)
Average Speed [km/h]	52.5	69.7	68.6	65.7	62.8	57.2
Top Speed [km/h]	68.5	71.5	69.5	67.9	63.9	61.1
Avg. Dist. to Rail [m]	8.7	0.9	0.9	2.8	6.4	9.7
Avg. Stride Freq. [Hz]	2.4	2.4	2.4	2.3	2.3	2.2
Avg. Stride Length [m]	6.2	8.0	8.1	7.9	7.4	7.1



- [ ] Ranking at each section and finish
- .-.- No data available at this section
- NA No data available



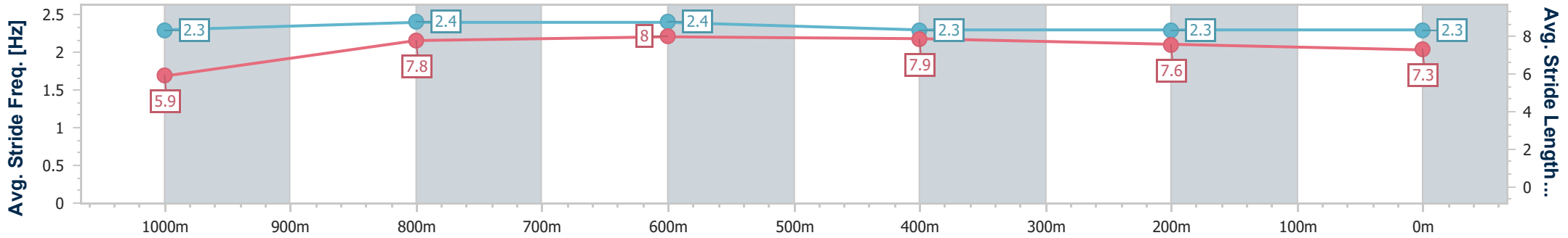
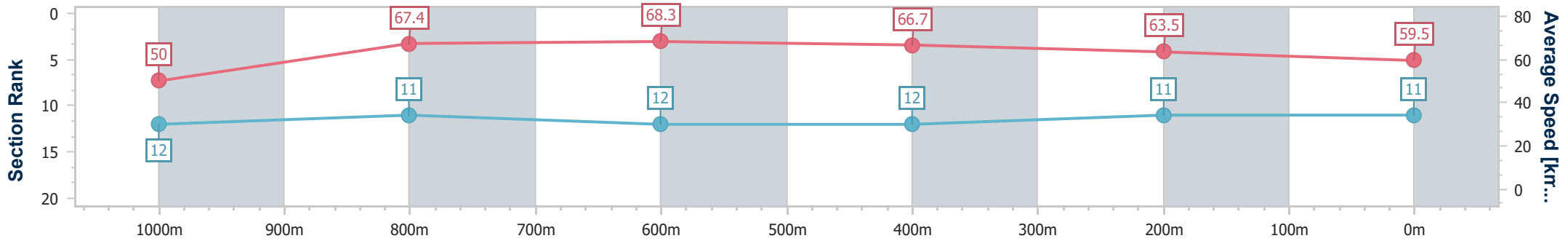
Horse/Jockey Name	Another Jack
Final Rank	11
Fastest Section Time (Section)	0:10.56 (800m)
Top Speed [km/h] (Section)	69.3 (1000m)
Race State	Finished



Townsville QLD Professional  
 Race 5: COMMSCOPE BENCHMARK 55 Handicap - 1200m  
 08 June 2024 - 16:24  
 Track Rating: Soft 5, Weather: Sunny, Rail Position: True



Section	Overall	1000m	800m	600m	400m	200m
Section Times	1:10.08 [11] (0:14.41)	0:55.67 [12] (0:10.68)	0:44.99 [11] (0:10.56)	0:34.43 [12] (0:10.92)	0:23.51 [12] (0:11.39)	0:12.12 [11] (0:12.12)
Average Speed [km/h]	50.0	67.4	68.3	66.7	63.5	59.5
Top Speed [km/h]	66.8	69.3	69.2	68.5	64.8	62.9
Avg. Dist. to Rail [m]	5.7	0.3	0.4	2.3	3.9	5.0
Avg. Stride Freq. [Hz]	2.3	2.4	2.4	2.3	2.3	2.3
Avg. Stride Length [m]	5.9	7.8	8.0	7.9	7.6	7.3



- [ ] Ranking at each section and finish
- .-.- No data available at this section
- NA No data available



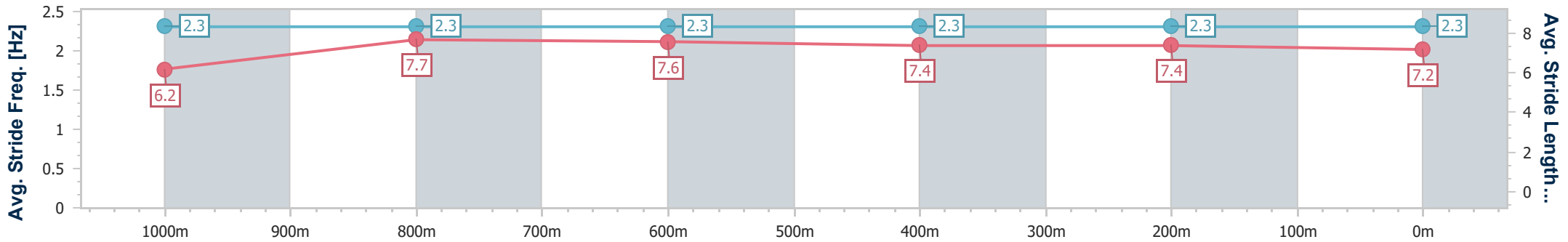
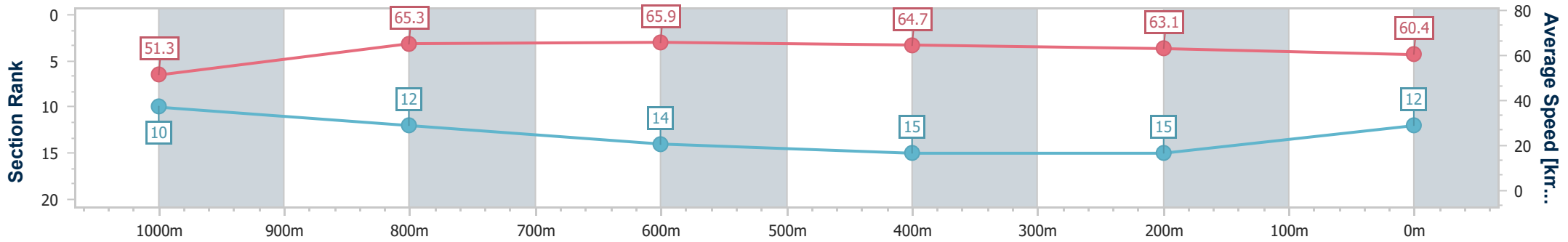
Horse/Jockey Name	Eroe
Final Rank	12
Fastest Section Time (Section)	0:10.99 (800m)
Top Speed [km/h] (Section)	66.8 (1000m)
Race State	Finished



Townsville QLD Professional  
 Race 5: COMMSCOPE BENCHMARK 55 Handicap - 1200m  
 08 June 2024 - 16:24  
 Track Rating: Soft 5, Weather: Sunny, Rail Position: True



Section	Overall	1000m	800m	600m	400m	200m
Section Times	1:10.75 [12] (0:14.06)	0:56.69 [10] (0:11.04)	0:45.65 [12] (0:10.99)	0:34.66 [14] (0:11.27)	0:23.39 [15] (0:11.49)	0:11.90 [15] (0:11.90)
Average Speed [km/h]	51.3	65.3	65.9	64.7	63.1	60.4
Top Speed [km/h]	63.0	66.8	66.7	65.8	64.1	64.1
Avg. Dist. to Rail [m]	2.5	0.7	1.0	2.4	3.9	6.5
Avg. Stride Freq. [Hz]	2.3	2.3	2.3	2.3	2.3	2.3
Avg. Stride Length [m]	6.2	7.7	7.6	7.4	7.4	7.2



- [ ] Ranking at each section and finish
- .-.- No data available at this section
- NA No data available



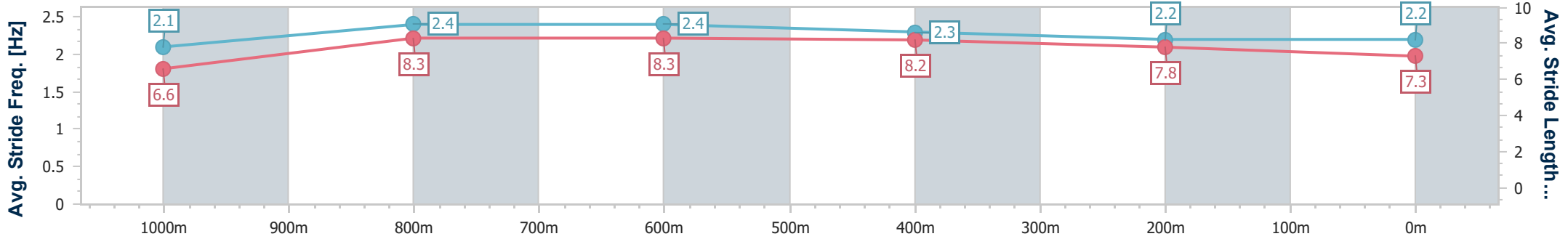
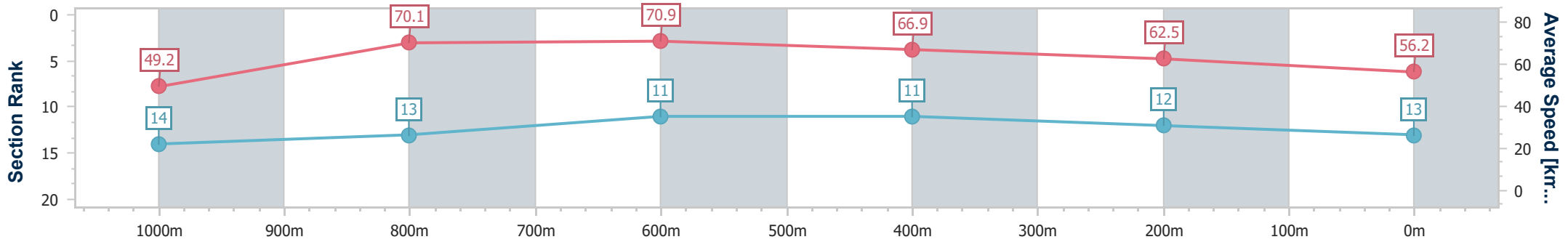
Horse/Jockey Name	Listen Listen
Final Rank	13
Fastest Section Time (Section)	0:10.31 (800m)
Top Speed [km/h] (Section)	71.4 (800m)
Race State	Finished



Townsville QLD Professional  
 Race 5: COMMSCOPE BENCHMARK 55 Handicap - 1200m  
 08 June 2024 - 16:24  
 Track Rating: Soft 5, Weather: Sunny, Rail Position: True



Section	Overall	1000m	800m	600m	400m	200m
Section Times	1:10.91 [13] (0:14.69)	0:56.22 [14] (0:10.51)	0:45.71 [13] (0:10.31)	0:35.40 [11] (0:10.95)	0:24.45 [11] (0:11.64)	0:12.81 [12] (0:12.81)
Average Speed [km/h]	49.2	70.1	70.9	66.9	62.5	56.2
Top Speed [km/h]	67.9	71.2	71.4	69.0	63.6	60.4
Avg. Dist. to Rail [m]	11.0	4.4	3.2	3.7	6.6	8.2
Avg. Stride Freq. [Hz]	2.1	2.4	2.4	2.3	2.2	2.2
Avg. Stride Length [m]	6.6	8.3	8.3	8.2	7.8	7.3



- [ ] Ranking at each section and finish
- .-.- No data available at this section
- NA No data available



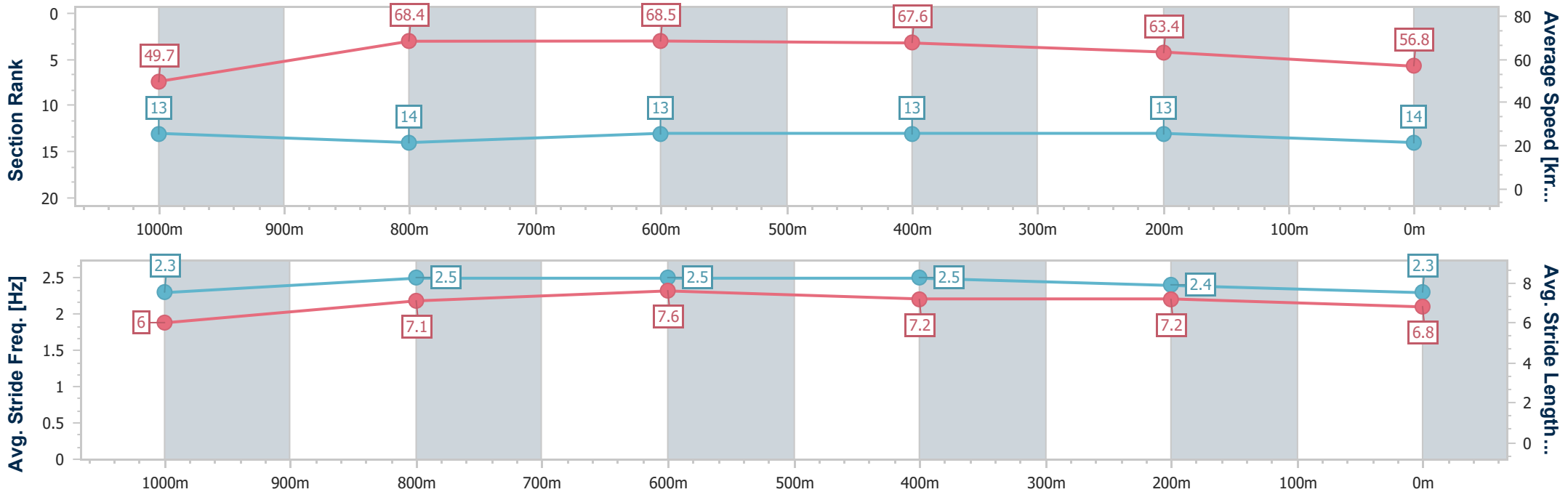
Horse/Jockey Name	Mcnair
Final Rank	14
Fastest Section Time (Section)	0:10.67 (800m)
Top Speed [km/h] (Section)	69.5 (600m)
Race State	Finished



Townsville QLD Professional  
 Race 5: COMMSCOPE BENCHMARK 55 Handicap - 1200m  
 08 June 2024 - 16:24  
 Track Rating: Soft 5, Weather: Sunny, Rail Position: True



Section	Overall	1000m	800m	600m	400m	200m
Section Times	1:10.93 [14] (0:14.52)	0:56.41 [13] (0:10.70)	0:45.71 [14] (0:10.67)	0:35.04 [13] (0:10.87)	0:24.17 [13] (0:11.47)	0:12.70 [13] (0:12.70)
Average Speed [km/h]	49.7	68.4	68.5	67.6	63.4	56.8
Top Speed [km/h]	68.4	69.3	69.4	69.5	64.8	62.5
Avg. Dist. to Rail [m]	8.8	3.1	3.0	4.2	5.3	5.5
Avg. Stride Freq. [Hz]	2.3	2.5	2.5	2.5	2.4	2.3
Avg. Stride Length [m]	6.0	7.1	7.6	7.2	7.2	6.8



- [ ] Ranking at each section and finish
- .-.- No data available at this section
- NA No data available





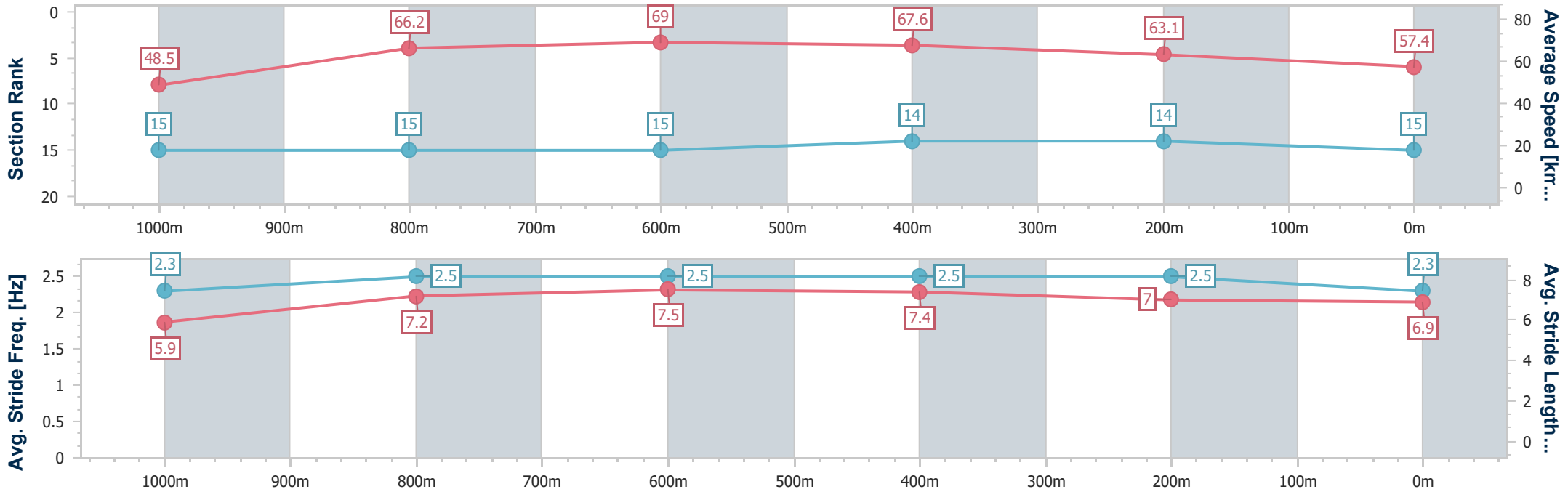
Horse/Jockey Name	Miss White
Final Rank	15
Fastest Section Time (Section)	0:10.44 (800m)
Top Speed [km/h] (Section)	71.1 (800m)
Race State	Finished



Townsville QLD Professional  
 Race 5: COMMSCOPE BENCHMARK 55 Handicap - 1200m  
 08 June 2024 - 16:24  
 Track Rating: Soft 5, Weather: Sunny, Rail Position: True



Section	Overall	1000m	800m	600m	400m	200m
Section Times	1:11.00 [15] (0:14.88)	0:56.12 [15] (0:10.85)	0:45.27 [15] (0:10.44)	0:34.83 [15] (0:10.78)	0:24.05 [14] (0:11.49)	0:12.56 [14] (0:12.56)
Average Speed [km/h]	48.5	66.2	69.0	67.6	63.1	57.4
Top Speed [km/h]	64.4	71.1	71.1	70.0	65.1	61.4
Avg. Dist. to Rail [m]	5.9	0.7	0.7	2.4	4.3	4.4
Avg. Stride Freq. [Hz]	2.3	2.5	2.5	2.5	2.5	2.3
Avg. Stride Length [m]	5.9	7.2	7.5	7.4	7.0	6.9



- [ ] Ranking at each section and finish
- .-.- No data available at this section
- NA No data available