



# Townsville QLD Professional

## Race 4: PIERLITE BENCHMARK 60 Handicap - 1400m

08 June 2024 - 15:42



Track Rating: Soft 5, Weather: Sunny, Rail Position: True

Section												Last 600m	
Field Times		Overall	1200m	1000m	800m	600m	400m						0:00.00
		1:21.91 (0:13.18)	1:08.73 (0:10.74)	0:57.99 (0:10.89)	0:47.10 (0:11.09)	0:36.01 (0:11.55)	0:24.46 (0:11.86)						
Rank	TAB	Horse/Jockey	Barrier	Top Speed [km/h]	Fastest Section								Distance Travelled [m]
1	9	<b>PRINCE AKEEM</b>	10	67.6	0:10.84	1:21.91 [1]	1:08.42 [4]	0:57.58 [5]	0:46.58 [5]	0:35.44 [5]	0:24.12 [4]	0:35.44	
		Carl Spry		1200m	1200m	(0:13.49)	(0:10.84)	(0:11.00)	(0:11.14)	(0:11.32)	(0:11.58)		
2	13	<b>SPECIALTIE</b>	7	67.0	0:10.86	1:22.05 [2]	1:08.62 [2]	0:57.76 [4]	0:46.82 [4]	0:35.74 [3]	0:24.46 [2]	0:35.74	-10
		Ryan Wiggins		1200m	1200m	(0:13.43)	(0:10.86)	(0:10.94)	(0:11.08)	(0:11.28)	(0:11.72)		
3	10	<b>VANCOUVER BAY</b>	3	67.6	0:10.85	1:22.17 [3]	1:08.55 [8]	0:57.70 [7]	0:46.67 [6]	0:35.52 [6]	0:24.14 [5]	0:35.52	-4
		Scott Sheargold		1200m	1200m	(0:13.62)	(0:10.85)	(0:11.03)	(0:11.15)	(0:11.38)	(0:11.68)		
4	6	<b>ELLEVES</b>	8	69.4	0:10.61	1:22.23 [4]	1:08.78 [3]	0:58.17 [2]	0:47.26 [2]	0:36.02 [2]	0:24.60 [3]	0:36.02	+0
		Chelsea Jokic		1200m	1200m	(0:13.45)	(0:10.61)	(0:10.91)	(0:11.24)	(0:11.42)	(0:11.84)		
5	2	<b>ALMAHERO</b>	15	67.8	0:10.74	1:22.44 [5]	1:09.26 [1]	0:58.52 [1]	0:47.63 [1]	0:36.54 [1]	0:24.99 [1]	0:36.54	-6
		Gabrielle Semmens		1200m	1200m	(0:13.18)	(0:10.74)	(0:10.89)	(0:11.09)	(0:11.55)	(0:12.01)		
6	7	<b>DON'T TELL LEEANNE</b>	14	68.1	0:11.03	1:22.46 [6]	1:08.86 [7]	0:57.83 [8]	0:46.74 [7]	0:35.65 [7]	0:24.14 [7]	0:35.65	-1
		Graham Kliese		800m	1200m	(0:13.60)	(0:11.03)	(0:11.09)	(0:11.09)	(0:11.51)	(0:11.71)		
7	4	<b>CHOQUANT</b>	12	68.1	0:10.94	1:22.47 [7]	1:08.94 [6]	0:58.00 [6]	0:46.73 [8]	0:35.50 [8]	0:24.12 [8]	0:35.50	+0
		Nathan Thomas		1200m	1200m	(0:13.53)	(0:10.94)	(0:11.27)	(0:11.23)	(0:11.38)	(0:11.76)		
8	12	<b>SECRET LOCATION</b>	11	67.2	0:10.96	1:22.51 [8]	1:08.31 [12]	0:57.35 [12]	0:46.25 [13]	0:35.09 [13]	0:23.66 [11]	0:35.09	-1
		Nathan Day		1200m	1200m	(0:14.20)	(0:10.96)	(0:11.10)	(0:11.16)	(0:11.43)	(0:11.48)		
9	1	<b>FORGIATO</b>	17	66.4	0:11.05	1:22.64 [9]	1:08.91 [9]	0:57.58 [11]	0:46.42 [12]	0:35.37 [11]	0:23.99 [10]	0:35.37	-3
		Masayuki Abe		800m	800m	(0:13.73)	(0:11.33)	(0:11.16)	(0:11.05)	(0:11.38)	(0:11.70)		
10	11	<b>RELIABLE DUDE</b>	6	67.8	0:10.92	1:22.65 [10]	1:08.76 [10]	0:57.84 [9]	0:46.64 [9]	0:35.56 [9]	0:24.03 [9]	0:35.56	+7
		Tyler Leslight		1200m	1200m	(0:13.89)	(0:10.92)	(0:11.20)	(0:11.08)	(0:11.53)	(0:11.72)		

Scratched: Joe's Giggle (#5), Obliquity (#15), Indicative (#8)

[ ] Ranking at each section and finish  
 -:-:- No data available at this section  
 NA No data available

SCN Saddle cloth number  
 DNF Did not finish  
 DNT Did not track



# Townsville QLD Professional

## Race 4: PIERLITE BENCHMARK 60 Handicap - 1400m

08 June 2024 - 15:42



Track Rating: Soft 5, Weather: Sunny, Rail Position: True

Section		Overall	1200m	1000m	800m	600m	400m	Last 600m
Field Times		1:21.91 (0:13.18)	1:08.73 (0:10.74)	0:57.99 (0:10.89)	0:47.10 (0:11.09)	0:36.01 (0:11.55)	0:24.46 (0:11.86)	0:00.00

Rank	TAB	Horse/Jockey	Barrier	Top Speed [km/h]	Fastest Section	Overall	1200m	1000m	800m	600m	400m	Last 600m	Distance Travelled [m]
11	3	MAJESTICS REQUEST Ashley Butler	9	67.5 1200m	0:10.97 1200m	1:23.52 [11] (0:14.20)	1:09.32 [13] (0:10.97)	0:58.35 [13] (0:10.99)	0:47.36 [11] (0:11.18)	0:36.18 [12] (0:11.51)	0:24.67 [12] (0:11.95)	0:36.18	-4
12	17	DO WELL LEGEND Denicious Smith	5	Data was not able to be tracked for this horse		-:--:--	-:--:--	-:--:--	-:--:--	-:--:--	-:--:--	-:--:--	-:--:--
13	14	FLAMING TORCH Lacey Morrison	2	68.5 1200m	0:10.70 1200m	1:25.05 [13] (0:13.50)	1:11.55 [5] (0:10.70)	1:00.85 [3] (0:11.02)	0:49.83 [3] (0:11.19)	0:38.64 [4] (0:11.63)	0:27.01 [6] (0:12.49)	0:38.64	-8
14	16	STORE BEACH Jackson Murphy	4	67.8 1200m	0:10.90 1200m	1:26.04 [14] (0:14.01)	1:12.03 [11] (0:10.90)	1:01.13 [10] (0:11.12)	0:50.01 [10] (0:11.24)	0:38.77 [10] (0:11.64)	0:27.13 [13] (0:12.18)	0:38.77	-3

Scratched: Joe's Giggle (#5), Obliquity (#15), Indicative (#8)

[ ] Ranking at each section and finish  
 -:--:-- No data available at this section  
 NA No data available

SCN Saddle cloth number  
 DNF Did not finish  
 DNT Did not track



# Townsville QLD Professional

## Race 4: PIERLITE BENCHMARK 60 Handicap - 1400m



08 June 2024 - 15:42

Track Rating: Soft 5, Weather: Sunny, Rail Position: True

Section				200m				Last 600m	
Field Times				0:12.60 (0:12.60)				0:00.00	
Rank	TAB	Horse/Jockey	Barrier	Top Speed [km/h]	Fastest Section	Margin			Distance Travelled [m]
1	9	<b>PRINCE AKEEM</b> Carl Spry	10	67.6 1200m	0:10.84 1200m	0:12.54 [2] (0:12.54)	1:21.91		0:35.44
2	13	<b>SPECIALTIE</b> Ryan Wiggins	7	67.0 1200m	0:10.86 1200m	0:12.74 [1] (0:12.74)	0.82L		0:35.74 -10
3	10	<b>VANCOUVER BAY</b> Scott Sheargold	3	67.6 1200m	0:10.85 1200m	0:12.46 [5] (0:12.46)	1.48L		0:35.52 -4
4	6	<b>ELLEVES</b> Chelsea Jokic	8	69.4 1200m	0:10.61 1200m	0:12.76 [4] (0:12.76)	1.83L		0:36.02 +0
5	2	<b>ALMAHERO</b> Gabrielle Semmens	15	67.8 1200m	0:10.74 1200m	0:12.98 [3] (0:12.98)	3.1L		0:36.54 -6
6	7	<b>DON'T TELL LEEANNE</b> Graham Kliese	14	68.1 800m	0:11.03 1200m	0:12.43 [6] (0:12.43)	3.23L		0:35.65 -1
7	4	<b>CHOQUANT</b> Nathan Thomas	12	68.1 1200m	0:10.94 1200m	0:12.36 [7] (0:12.36)	3.26L		0:35.50 +0
8	12	<b>SECRET LOCATION</b> Nathan Day	11	67.2 1200m	0:10.96 1200m	0:12.18 [8] (0:12.18)	3.52L		0:35.09 -1
9	1	<b>FORGIATO</b> Masayuki Abe	17	66.4 800m	0:11.05 800m	0:12.29 [10] (0:12.29)	4.28L		0:35.37 -3
10	11	<b>RELIABLE DUDE</b> Tyler Leslight	6	67.8 1200m	0:10.92 1200m	0:12.31 [9] (0:12.31)	4.34L		0:35.56 +7

Scratched: Joe's Giggle (#5), Obliquity (#15), Indicative (#8)

Report Created: Sat 8 June 2024 16:09 GMT+10 (Note: Timing is based on position data)

Page 3/18

[ ] Ranking at each section and finish  
 -:-:- No data available at this section  
 NA No data available

SCN Saddle cloth number  
 DNF Did not finish  
 DNT Did not track

data processed by TRIPLESDATA



**Townsville QLD Professional**  
**Race 4: PIERLITE BENCHMARK 60 Handicap - 1400m**  
**08 June 2024 - 15:42**



Track Rating: Soft 5, Weather: Sunny, Rail Position: True

Section				200m				Last 600m	
Field Times				0:12.60 (0:12.60)				0:00.00	
Rank	TAB	Horse/Jockey	Barrier	Top Speed [km/h]	Fastest Section	Margin	Margin		Distance Travelled [m]
11	3	<b>MAJESTICS REQUEST</b> Ashley Butler	9	67.5 1200m	0:10.97 1200m	0:12.72 [12] (0:12.72)	9.44L		0:36.18 -4
12	17	<b>DO WELL LEGEND</b> Denicious Smith	5	Data was not able to be tracked for this horse		---	11.34L		---
13	14	<b>FLAMING TORCH</b> Lacey Morrison	2	68.5 1200m	0:10.70 1200m	0:14.52 [11] (0:14.52)	18.42L		0:38.64 -8
14	16	<b>STORE BEACH</b> Jackson Murphy	4	67.8 1200m	0:10.90 1200m	0:14.95 [13] (0:14.95)	24.25L		0:38.77 -3

Scratched: Joe's Giggle (#5), Obliquity (#15), Indicative (#8)

[ ] Ranking at each section and finish  
 --- No data available at this section  
 NA No data available

SCN Saddle cloth number  
 DNF Did not finish  
 DNT Did not track



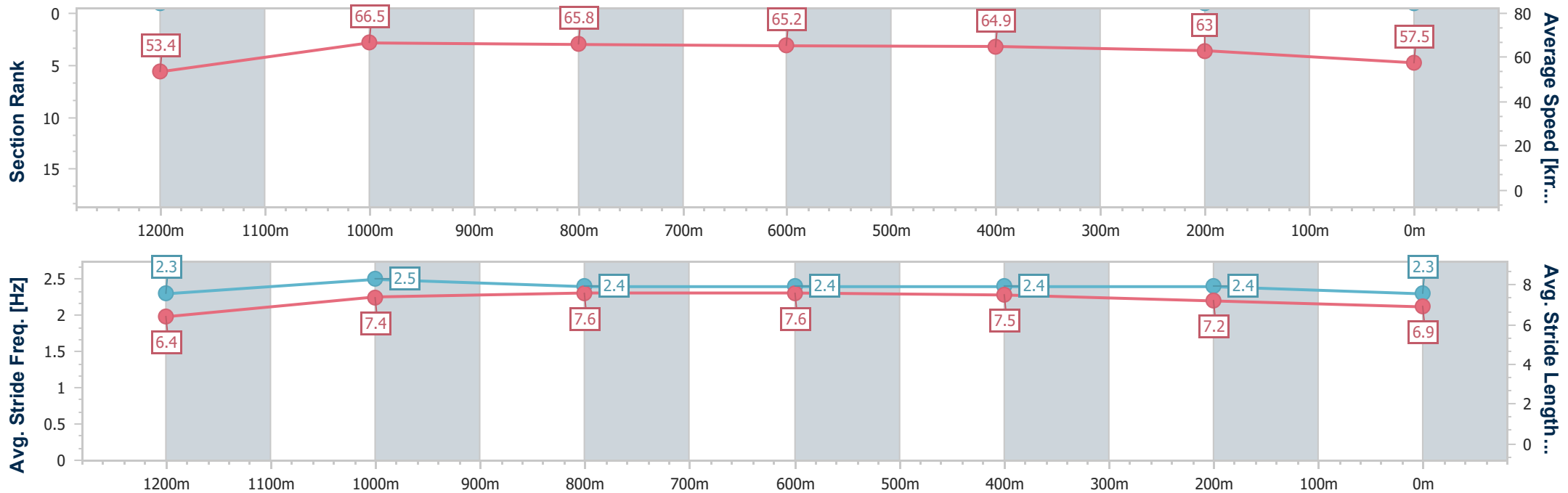
Horse/Jockey Name	Prince Akeem
Final Rank	1
Fastest Section Time (Section)	0:10.84 (1200m)
Top Speed [km/h] (Section)	67.6 (1200m)
Race State	Finished



Townsville QLD Professional  
 Race 4: PIERLITE BENCHMARK 60 Handicap - 1400m  
 08 June 2024 - 15:42  
 Track Rating: Soft 5, Weather: Sunny, Rail Position: True



Section	Overall	1200m	1000m	800m	600m	400m	200m
Section Times	1:21.91 [1] (0:13.49)	1:08.42 [4] (0:10.84)	0:57.58 [5] (0:11.00)	0:46.58 [5] (0:11.14)	0:35.44 [5] (0:11.32)	0:24.12 [4] (0:11.58)	0:12.54 [2] (0:12.54)
Average Speed [km/h]	53.4	66.5	65.8	65.2	64.9	63.0	57.5
Top Speed [km/h]	66.6	67.6	66.6	65.8	65.6	64.2	62.5
Avg. Dist. to Rail [m]	10.4	3.3	1.0	1.8	4.2	6.8	9.2
Avg. Stride Freq. [Hz]	2.3	2.5	2.4	2.4	2.4	2.4	2.3
Avg. Stride Length [m]	6.4	7.4	7.6	7.6	7.5	7.2	6.9



- [ ] Ranking at each section and finish
- .-.- No data available at this section
- NA No data available



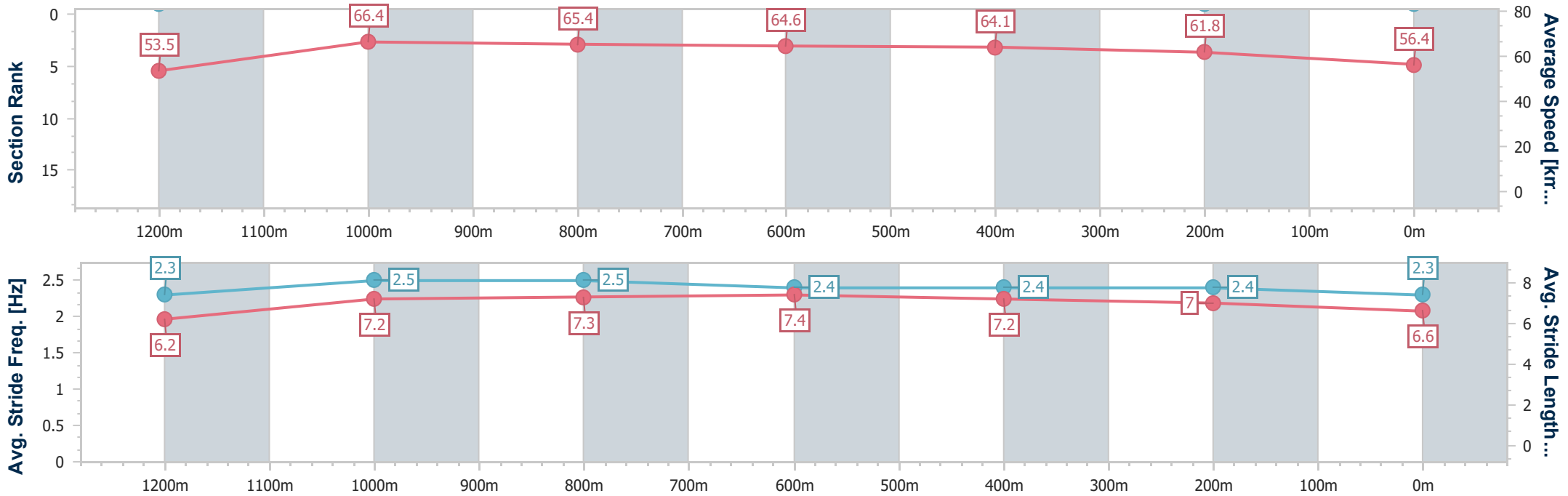
Horse/Jockey Name	Specialtie
Final Rank	2
Fastest Section Time (Section)	0:10.86 (1200m)
Top Speed [km/h] (Section)	67.0 (1200m)
Race State	Finished



Townsville QLD Professional  
 Race 4: PIERLITE BENCHMARK 60 Handicap - 1400m  
 08 June 2024 - 15:42  
 Track Rating: Soft 5, Weather: Sunny, Rail Position: True



Section	Overall	1200m	1000m	800m	600m	400m	200m
Section Times	1:22.05 [2] (0:13.43)	1:08.62 [2] (0:10.86)	0:57.76 [4] (0:10.94)	0:46.82 [4] (0:11.08)	0:35.74 [3] (0:11.28)	0:24.46 [2] (0:11.72)	0:12.74 [1] (0:12.74)
Average Speed [km/h]	53.5	66.4	65.4	64.6	64.1	61.8	56.4
Top Speed [km/h]	65.4	67.0	66.5	65.3	65.3	63.6	59.7
Avg. Dist. to Rail [m]	7.9	2.5	0.9	1.1	1.1	4.0	5.3
Avg. Stride Freq. [Hz]	2.3	2.5	2.5	2.4	2.4	2.4	2.3
Avg. Stride Length [m]	6.2	7.2	7.3	7.4	7.2	7.0	6.6



- [ ] Ranking at each section and finish
- .-.- No data available at this section
- NA No data available



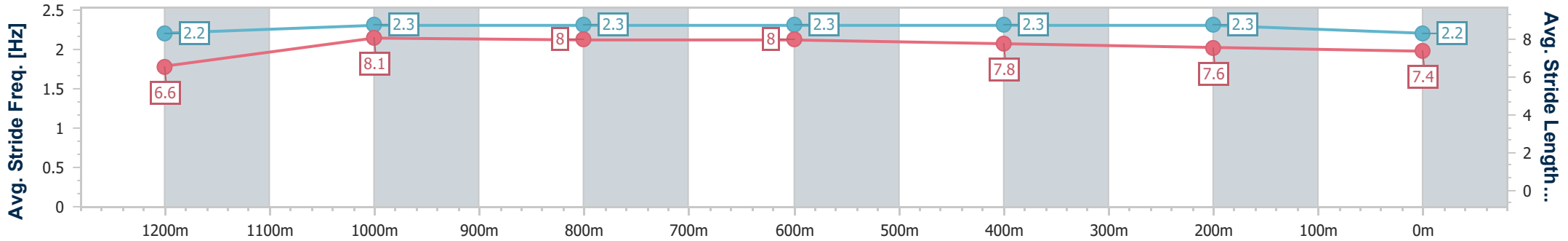
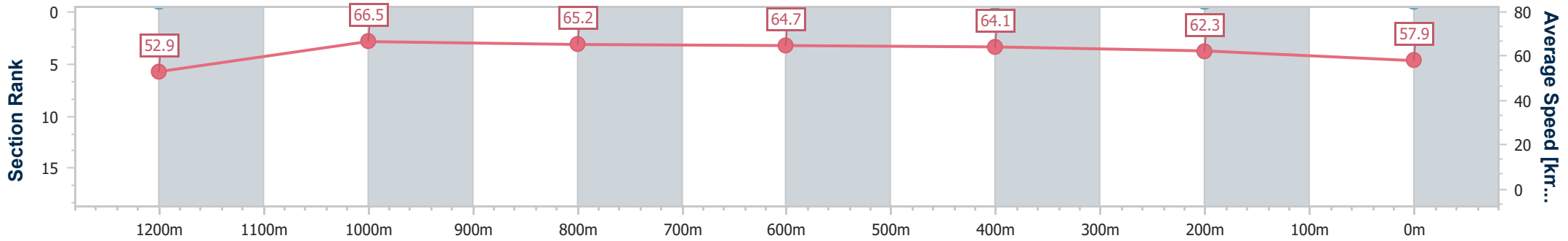
Horse/Jockey Name	Vancouver Bay
Final Rank	3
Fastest Section Time (Section)	0:10.85 (1200m)
Top Speed [km/h] (Section)	67.6 (1200m)
Race State	Finished



**Townsville QLD Professional**  
**Race 4: PIERLITE BENCHMARK 60 Handicap - 1400m**  
**08 June 2024 - 15:42**  
**Track Rating: Soft 5, Weather: Sunny, Rail Position: True**



Section	Overall	1200m	1000m	800m	600m	400m	200m
Section Times	1:22.17 [3] (0:13.62)	1:08.55 [8] (0:10.85)	0:57.70 [7] (0:11.03)	0:46.67 [6] (0:11.15)	0:35.52 [6] (0:11.38)	0:24.14 [5] (0:11.68)	0:12.46 [5] (0:12.46)
Average Speed [km/h]	52.9	66.5	65.2	64.7	64.1	62.3	57.9
Top Speed [km/h]	65.5	67.6	66.4	65.6	65.1	63.3	60.5
Avg. Dist. to Rail [m]	5.2	2.5	0.4	0.4	2.8	5.5	9.3
Avg. Stride Freq. [Hz]	2.2	2.3	2.3	2.3	2.3	2.3	2.2
Avg. Stride Length [m]	6.6	8.1	8.0	8.0	7.8	7.6	7.4



- [ ] Ranking at each section and finish
- .-.- No data available at this section
- NA No data available



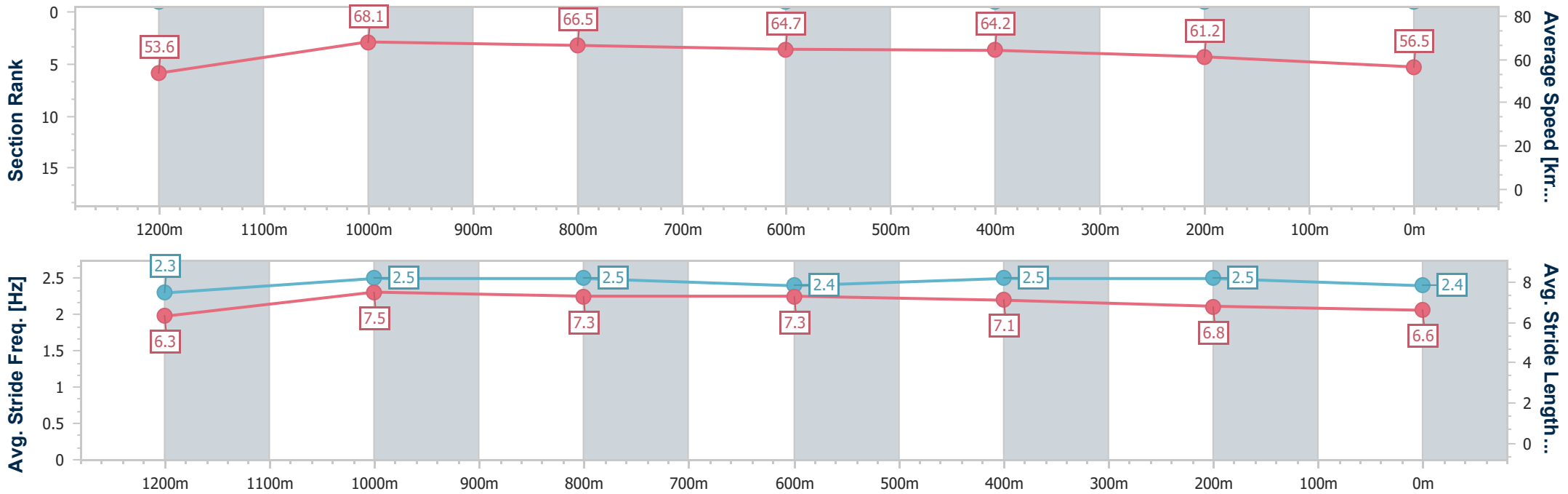
Horse/Jockey Name	Elleves
Final Rank	4
Fastest Section Time (Section)	0:10.61 (1200m)
Top Speed [km/h] (Section)	69.4 (1200m)
Race State	Finished



**Townsville QLD Professional**  
**Race 4: PIERLITE BENCHMARK 60 Handicap - 1400m**  
**08 June 2024 - 15:42**  
**Track Rating: Soft 5, Weather: Sunny, Rail Position: True**



Section	Overall	1200m	1000m	800m	600m	400m	200m
Section Times	1:22.23 [4] (0:13.45)	1:08.78 [3] (0:10.61)	0:58.17 [2] (0:10.91)	0:47.26 [2] (0:11.24)	0:36.02 [2] (0:11.42)	0:24.60 [3] (0:11.84)	0:12.76 [4] (0:12.76)
Average Speed [km/h]	53.6	68.1	66.5	64.7	64.2	61.2	56.5
Top Speed [km/h]	66.5	69.4	68.8	65.5	65.6	62.7	60.4
Avg. Dist. to Rail [m]	8.9	4.4	1.8	2.2	3.6	4.9	6.4
Avg. Stride Freq. [Hz]	2.3	2.5	2.5	2.4	2.5	2.5	2.4
Avg. Stride Length [m]	6.3	7.5	7.3	7.3	7.1	6.8	6.6



- [ ] Ranking at each section and finish
- .-.- No data available at this section
- NA No data available





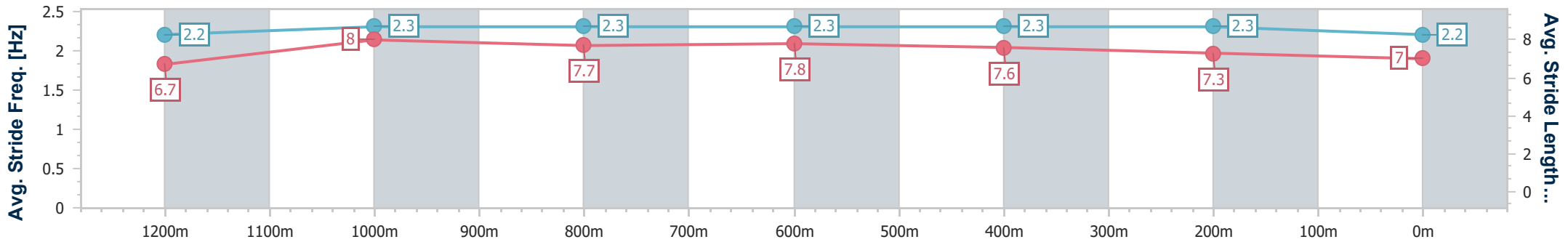
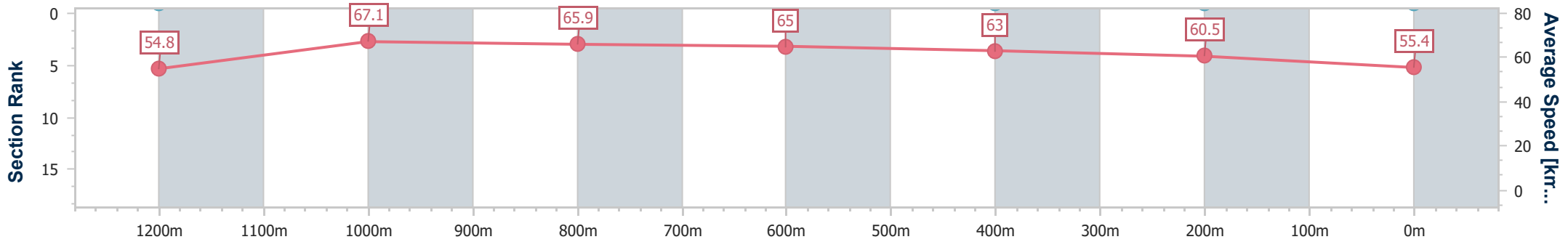
Horse/Jockey Name	Almahero
Final Rank	5
Fastest Section Time (Section)	0:10.74 (1200m)
Top Speed [km/h] (Section)	67.8 (1200m)
Race State	Finished



Townsville QLD Professional  
 Race 4: PIERLITE BENCHMARK 60 Handicap - 1400m  
 08 June 2024 - 15:42  
 Track Rating: Soft 5, Weather: Sunny, Rail Position: True



Section	Overall	1200m	1000m	800m	600m	400m	200m
Section Times	1:22.44 [5] (0:13.18)	1:09.26 [1] (0:10.74)	0:58.52 [1] (0:10.89)	0:47.63 [1] (0:11.09)	0:36.54 [1] (0:11.55)	0:24.99 [1] (0:12.01)	0:12.98 [3] (0:12.98)
Average Speed [km/h]	54.8	67.1	65.9	65.0	63.0	60.5	55.4
Top Speed [km/h]	67.7	67.8	67.3	65.8	65.5	61.8	58.7
Avg. Dist. to Rail [m]	12.0	1.9	0.6	0.6	2.3	4.0	4.9
Avg. Stride Freq. [Hz]	2.2	2.3	2.3	2.3	2.3	2.3	2.2
Avg. Stride Length [m]	6.7	8.0	7.7	7.8	7.6	7.3	7.0



- [ ] Ranking at each section and finish
- .-.- No data available at this section
- NA No data available



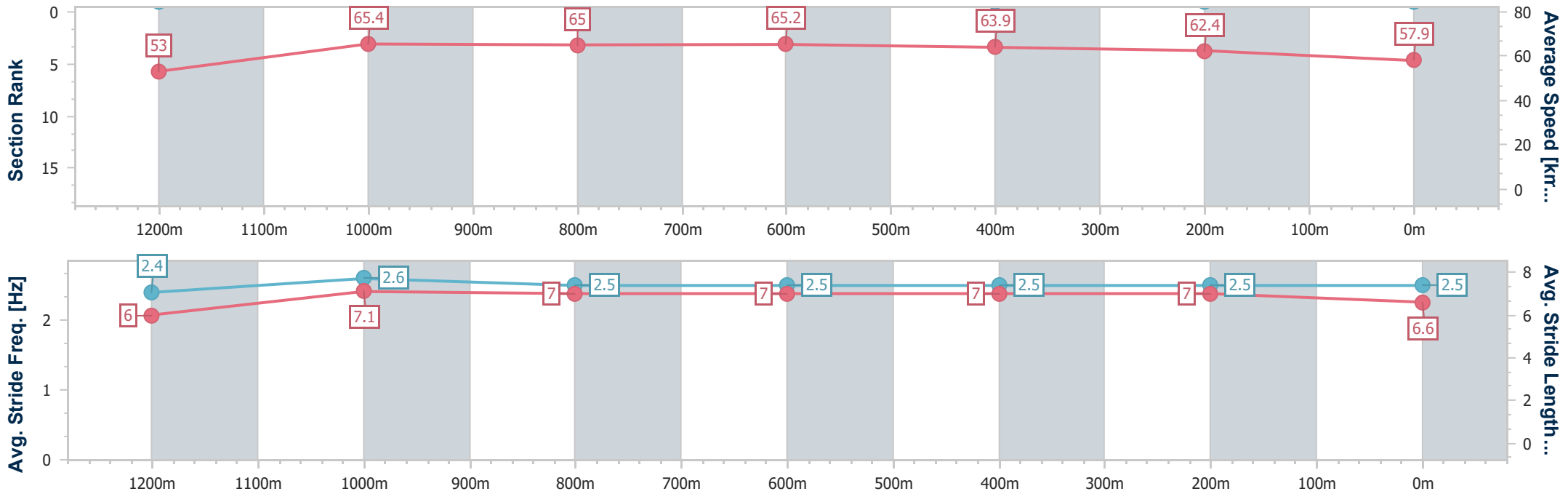
Horse/Jockey Name	Don't Tell Leanne
Final Rank	6
Fastest Section Time (Section)	0:11.03 (1200m)
Top Speed [km/h] (Section)	68.1 (800m)
Race State	Finished



Townsville QLD Professional  
 Race 4: PIERLITE BENCHMARK 60 Handicap - 1400m  
 08 June 2024 - 15:42  
 Track Rating: Soft 5, Weather: Sunny, Rail Position: True



Section	Overall	1200m	1000m	800m	600m	400m	200m
Section Times	1:22.46 [6] (0:13.60)	1:08.86 [7] (0:11.03)	0:57.83 [8] (0:11.09)	0:46.74 [7] (0:11.09)	0:35.65 [7] (0:11.51)	0:24.14 [7] (0:11.71)	0:12.43 [6] (0:12.43)
Average Speed [km/h]	53.0	65.4	65.0	65.2	63.9	62.4	57.9
Top Speed [km/h]	66.9	66.9	66.5	68.1	65.3	64.8	61.4
Avg. Dist. to Rail [m]	12.8	5.4	0.5	1.0	4.2	7.5	8.3
Avg. Stride Freq. [Hz]	2.4	2.6	2.5	2.5	2.5	2.5	2.5
Avg. Stride Length [m]	6.0	7.1	7.0	7.0	7.0	7.0	6.6



- [ ] Ranking at each section and finish
- .-.- No data available at this section
- NA No data available



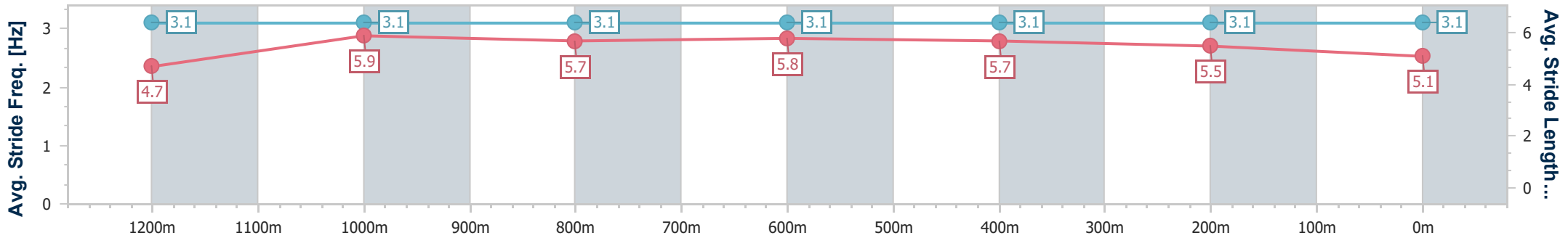
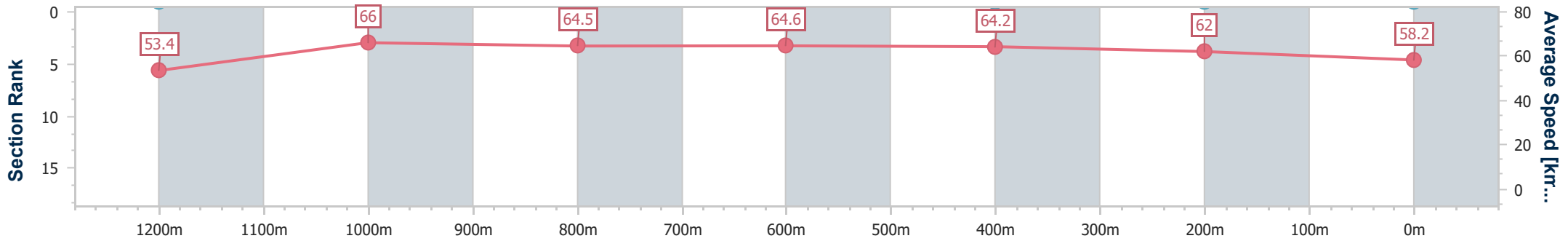
Horse/Jockey Name	Choquant
Final Rank	7
Fastest Section Time (Section)	0:10.94 (1200m)
Top Speed [km/h] (Section)	68.1 (1200m)
Race State	Finished



Townsville QLD Professional  
 Race 4: PIERLITE BENCHMARK 60 Handicap - 1400m  
 08 June 2024 - 15:42  
 Track Rating: Soft 5, Weather: Sunny, Rail Position: True



Section	Overall	1200m	1000m	800m	600m	400m	200m
Section Times	1:22.47 [7] (0:13.53)	1:08.94 [6] (0:10.94)	0:58.00 [6] (0:11.27)	0:46.73 [8] (0:11.23)	0:35.50 [8] (0:11.38)	0:24.12 [8] (0:11.76)	0:12.36 [7] (0:12.36)
Average Speed [km/h]	53.4	66.0	64.5	64.6	64.2	62.0	58.2
Top Speed [km/h]	67.1	68.1	66.1	65.9	65.4	63.9	60.9
Avg. Dist. to Rail [m]	11.9	5.2	2.0	1.4	3.3	7.3	9.1
Avg. Stride Freq. [Hz]	3.1	3.1	3.1	3.1	3.1	3.1	3.1
Avg. Stride Length [m]	4.7	5.9	5.7	5.8	5.7	5.5	5.1



- [ ] Ranking at each section and finish
- .-.- No data available at this section
- NA No data available



Horse/Jockey Name	Secret Location
Final Rank	8
Fastest Section Time (Section)	0:10.96 (1200m)
Top Speed [km/h] (Section)	67.2 (1200m)
Race State	Finished



### Townsville QLD Professional

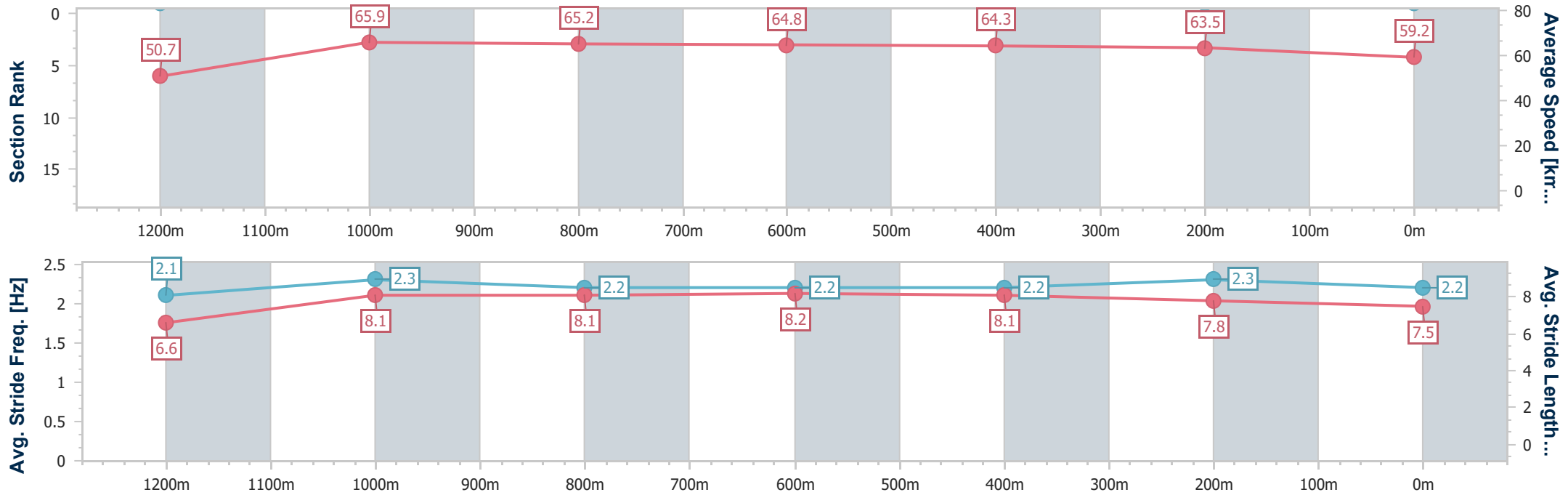
Race 4: PIERLITE BENCHMARK 60 Handicap - 1400m

08 June 2024 - 15:42

Track Rating: Soft 5, Weather: Sunny, Rail Position: True



Section	Overall	1200m	1000m	800m	600m	400m	200m
Section Times	1:22.51 [8] (0:14.20)	1:08.31 [12] (0:10.96)	0:57.35 [12] (0:11.10)	0:46.25 [13] (0:11.16)	0:35.09 [13] (0:11.43)	0:23.66 [11] (0:11.48)	0:12.18 [8] (0:12.18)
Average Speed [km/h]	50.7	65.9	65.2	64.8	64.3	63.5	59.2
Top Speed [km/h]	65.7	67.2	66.1	66.3	65.4	64.0	61.3
Avg. Dist. to Rail [m]	11.1	3.6	1.0	1.2	4.1	7.3	10.8
Avg. Stride Freq. [Hz]	2.1	2.3	2.2	2.2	2.2	2.3	2.2
Avg. Stride Length [m]	6.6	8.1	8.1	8.2	8.1	7.8	7.5



- [ ] Ranking at each section and finish
- .-.- No data available at this section
- NA No data available



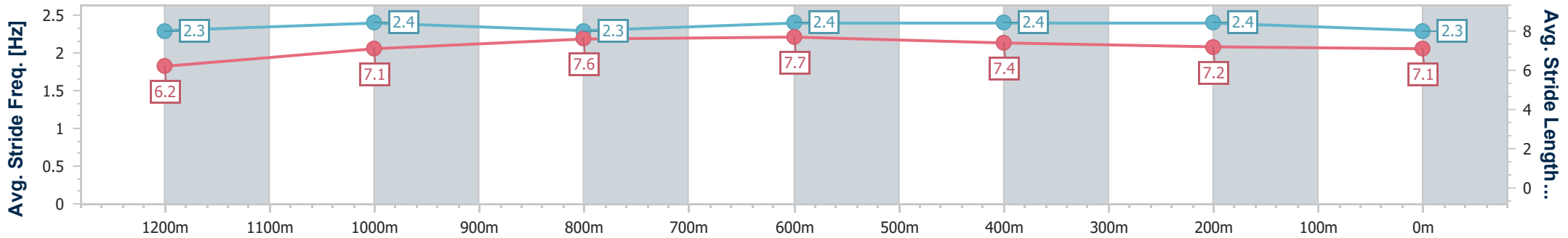
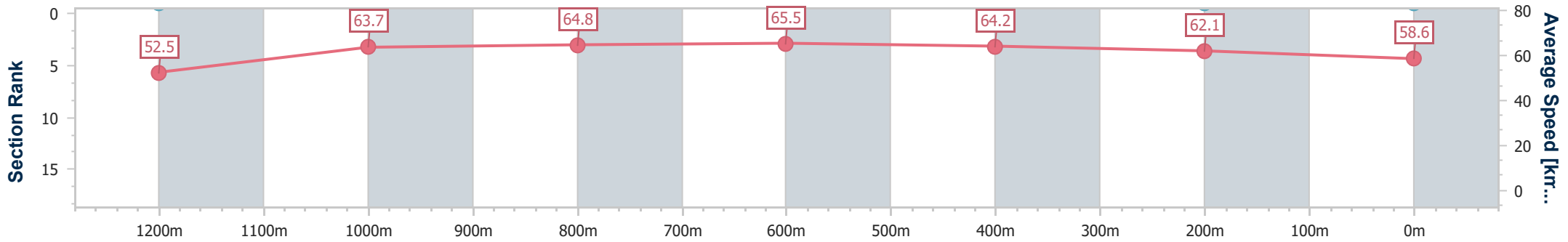
Horse/Jockey Name	Forgiato
Final Rank	9
Fastest Section Time (Section)	0:11.05 (800m)
Top Speed [km/h] (Section)	66.4 (800m)
Race State	Finished



Townsville QLD Professional  
 Race 4: PIERLITE BENCHMARK 60 Handicap - 1400m  
 08 June 2024 - 15:42  
 Track Rating: Soft 5, Weather: Sunny, Rail Position: True



Section	Overall	1200m	1000m	800m	600m	400m	200m
Section Times	1:22.64 [9] (0:13.73)	1:08.91 [9] (0:11.33)	0:57.58 [11] (0:11.16)	0:46.42 [12] (0:11.05)	0:35.37 [11] (0:11.38)	0:23.99 [10] (0:11.70)	0:12.29 [10] (0:12.29)
Average Speed [km/h]	52.5	63.7	64.8	65.5	64.2	62.1	58.6
Top Speed [km/h]	65.9	65.4	65.5	66.4	65.9	63.9	60.6
Avg. Dist. to Rail [m]	14.1	5.8	0.9	1.0	2.9	5.1	9.2
Avg. Stride Freq. [Hz]	2.3	2.4	2.3	2.4	2.4	2.4	2.3
Avg. Stride Length [m]	6.2	7.1	7.6	7.7	7.4	7.2	7.1



- [ ] Ranking at each section and finish
- .-.- No data available at this section
- NA No data available



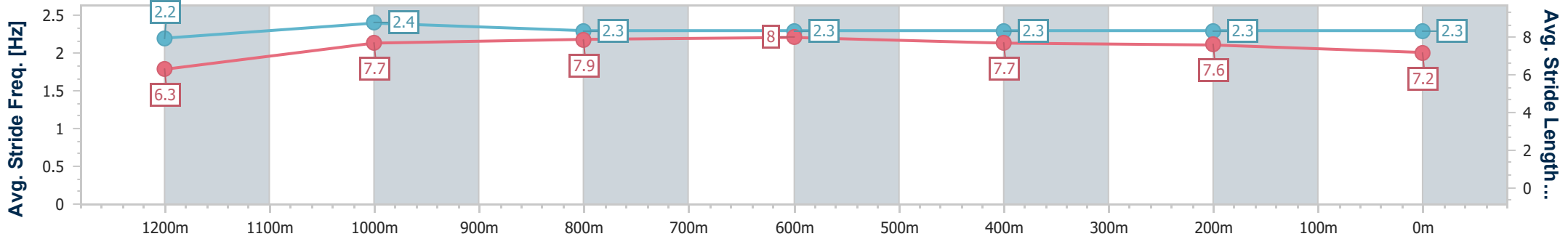
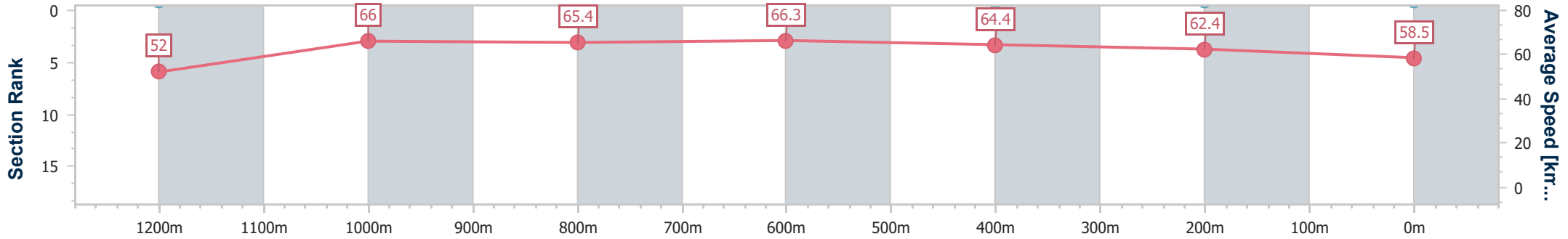
Horse/Jockey Name	Reliable Dude
Final Rank	10
Fastest Section Time (Section)	0:10.92 (1200m)
Top Speed [km/h] (Section)	67.8 (1200m)
Race State	Finished



Townsville QLD Professional  
 Race 4: PIERLITE BENCHMARK 60 Handicap - 1400m  
 08 June 2024 - 15:42  
 Track Rating: Soft 5, Weather: Sunny, Rail Position: True



Section	Overall	1200m	1000m	800m	600m	400m	200m
Section Times	1:22.65 [10] (0:13.89)	1:08.76 [10] (0:10.92)	0:57.84 [9] (0:11.20)	0:46.64 [9] (0:11.08)	0:35.56 [9] (0:11.53)	0:24.03 [9] (0:11.72)	0:12.31 [9] (0:12.31)
Average Speed [km/h]	52.0	66.0	65.4	66.3	64.4	62.4	58.5
Top Speed [km/h]	66.7	67.8	66.0	67.3	66.2	63.7	61.0
Avg. Dist. to Rail [m]	8.2	3.5	3.2	4.0	6.3	6.9	4.8
Avg. Stride Freq. [Hz]	2.2	2.4	2.3	2.3	2.3	2.3	2.3
Avg. Stride Length [m]	6.3	7.7	7.9	8.0	7.7	7.6	7.2



- [ ] Ranking at each section and finish
- .-.- No data available at this section
- NA No data available



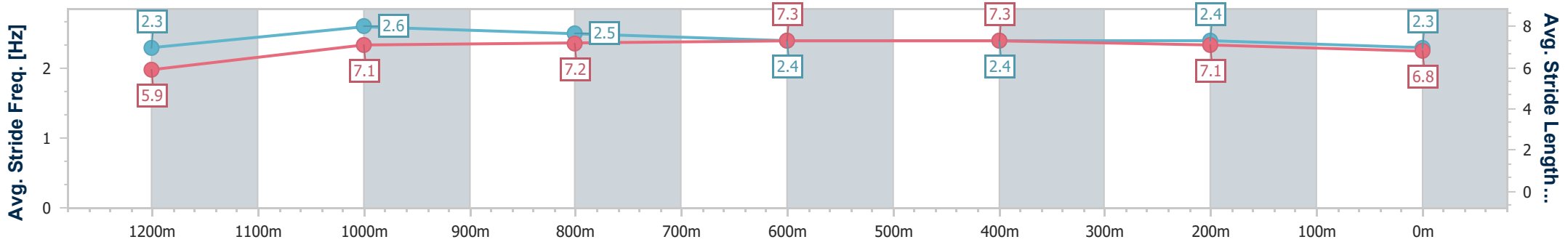
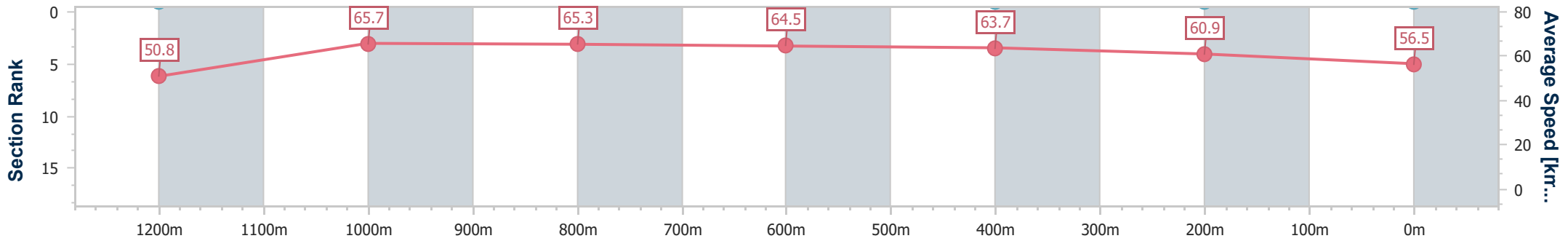
Horse/Jockey Name	Majestics Request
Final Rank	11
Fastest Section Time (Section)	0:10.97 (1200m)
Top Speed [km/h] (Section)	67.5 (1200m)
Race State	Finished



Townsville QLD Professional  
 Race 4: PIERLITE BENCHMARK 60 Handicap - 1400m  
 08 June 2024 - 15:42  
 Track Rating: Soft 5, Weather: Sunny, Rail Position: True



Section	Overall	1200m	1000m	800m	600m	400m	200m
Section Times	1:23.52 [11] (0:14.20)	1:09.32 [13] (0:10.97)	0:58.35 [13] (0:10.99)	0:47.36 [11] (0:11.18)	0:36.18 [12] (0:11.51)	0:24.67 [12] (0:11.95)	0:12.72 [12] (0:12.72)
Average Speed [km/h]	50.8	65.7	65.3	64.5	63.7	60.9	56.5
Top Speed [km/h]	63.9	67.5	66.0	65.8	64.9	63.7	60.4
Avg. Dist. to Rail [m]	9.0	1.2	0.7	0.9	3.7	5.0	5.6
Avg. Stride Freq. [Hz]	2.3	2.6	2.5	2.4	2.4	2.4	2.3
Avg. Stride Length [m]	5.9	7.1	7.2	7.3	7.3	7.1	6.8



- [ ] Ranking at each section and finish
- .-.- No data available at this section
- NA No data available



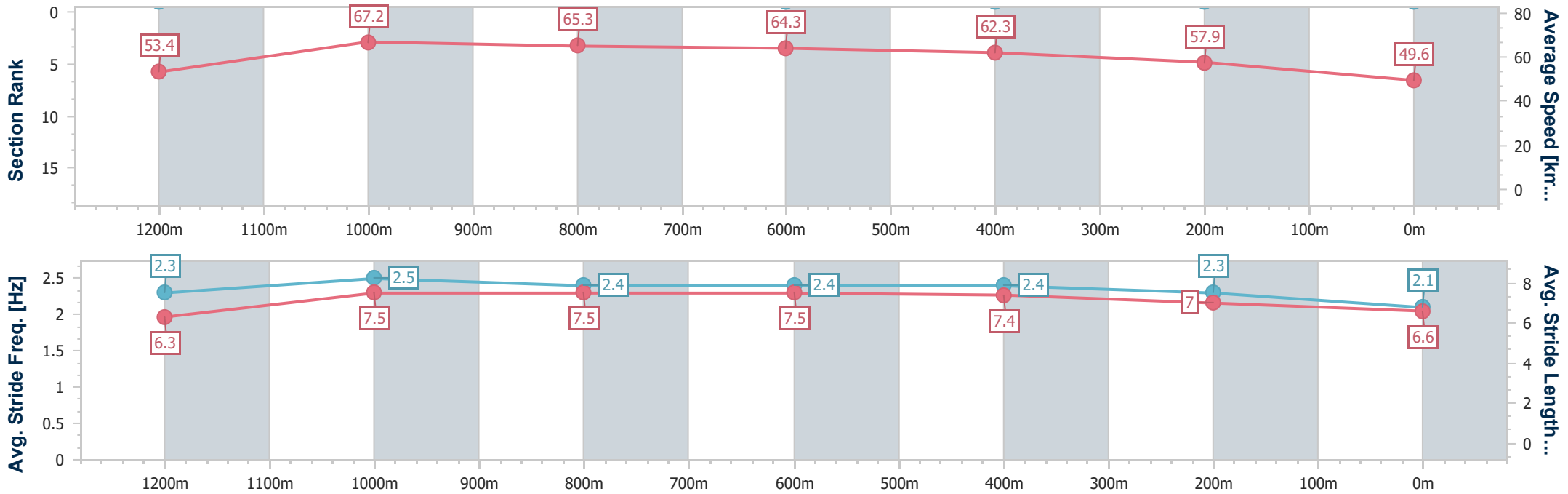
Horse/Jockey Name	Flaming Torch
Final Rank	13
Fastest Section Time (Section)	0:10.70 (1200m)
Top Speed [km/h] (Section)	68.5 (1200m)
Race State	Finished



Townsville QLD Professional  
 Race 4: PIERLITE BENCHMARK 60 Handicap - 1400m  
 08 June 2024 - 15:42  
 Track Rating: Soft 5, Weather: Sunny, Rail Position: True



Section	Overall	1200m	1000m	800m	600m	400m	200m
Section Times	1:25.05 [13] (0:13.50)	1:11.55 [5] (0:10.70)	1:00.85 [3] (0:11.02)	0:49.83 [3] (0:11.19)	0:38.64 [4] (0:11.63)	0:27.01 [6] (0:12.49)	0:14.52 [11] (0:14.52)
Average Speed [km/h]	53.4	67.2	65.3	64.3	62.3	57.9	49.6
Top Speed [km/h]	67.8	68.5	66.2	64.9	63.9	60.0	55.8
Avg. Dist. to Rail [m]	3.6	0.9	0.3	0.3	1.1	2.8	3.8
Avg. Stride Freq. [Hz]	2.3	2.5	2.4	2.4	2.4	2.3	2.1
Avg. Stride Length [m]	6.3	7.5	7.5	7.5	7.4	7.0	6.6



- [ ] Ranking at each section and finish
- .-.- No data available at this section
- NA No data available





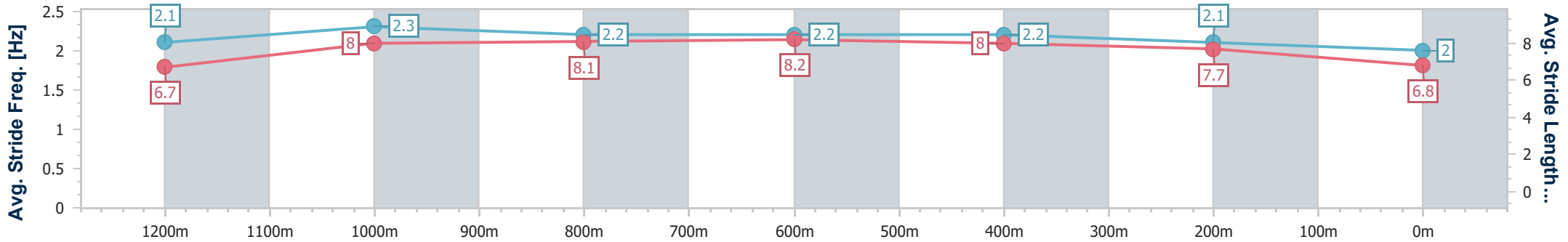
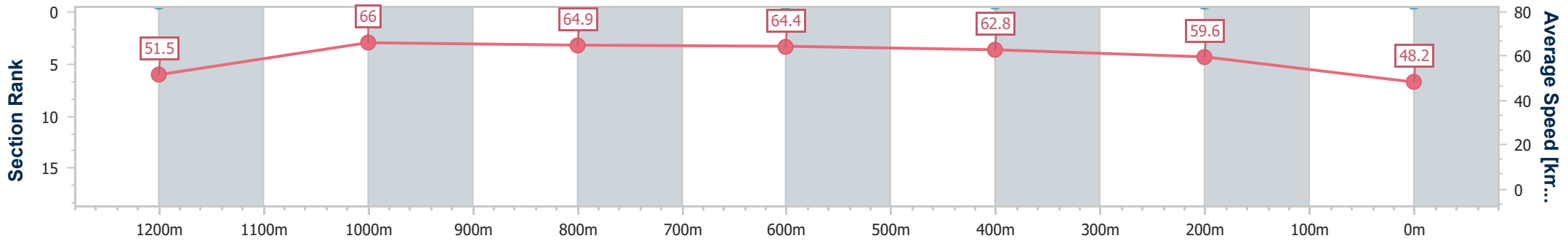
Horse/Jockey Name	Store Beach
Final Rank	14
Fastest Section Time (Section)	0:10.90 (1200m)
Top Speed [km/h] (Section)	67.8 (1200m)
Race State	Finished



Townsville QLD Professional  
 Race 4: PIERLITE BENCHMARK 60 Handicap - 1400m  
 08 June 2024 - 15:42  
 Track Rating: Soft 5, Weather: Sunny, Rail Position: True



Section	Overall	1200m	1000m	800m	600m	400m	200m
Section Times	1:26.04 [14] (0:14.01)	1:12.03 [11] (0:10.90)	1:01.13 [10] (0:11.12)	0:50.01 [10] (0:11.24)	0:38.77 [10] (0:11.64)	0:27.13 [13] (0:12.18)	0:14.95 [13] (0:14.95)
Average Speed [km/h]	51.5	66.0	64.9	64.4	62.8	59.6	48.2
Top Speed [km/h]	65.5	67.8	66.2	65.9	64.5	61.6	56.1
Avg. Dist. to Rail [m]	5.3	1.8	0.7	1.0	3.1	4.8	6.6
Avg. Stride Freq. [Hz]	2.1	2.3	2.2	2.2	2.2	2.1	2.0
Avg. Stride Length [m]	6.7	8.0	8.1	8.2	8.0	7.7	6.8



- [ ] Ranking at each section and finish
- .-.- No data available at this section
- NA No data available



Horse/Jockey Name	Do Well Legend
Final Rank	12
Fastest Section Time (Section)	-:--:--
Top Speed [km/h] (Section)	--.-
Race State	DidNotTrack



Townsville QLD Professional

Race 4: PIERLITE BENCHMARK 60 Handicap - 1400m

08 June 2024 - 15:42

Track Rating: Soft 5, Weather: Sunny, Rail Position: True



Section	Overall	1200m	1000m	800m	600m	400m	200m						
Section Times	-:--:--	-:--:--	-:--:--	-:--:--	-:--:--	-:--:--	-:--:--						
Average Speed [km/h]	--.-	--.-	--.-	--.-	--.-	--.-	--.-						
Top Speed [km/h]	--.-	--.-	--.-	--.-	--.-	--.-	--.-						
Avg. Dist. to Rail [m]	--	--	--	--	--	--	--						
Avg. Stride Freq. [Hz]	--.-	--.-	--.-	--.-	--.-	--.-	--.-						
Avg. Stride Length [m]	--.-	--.-	--.-	--.-	--.-	--.-	--.-						

- [ ] Ranking at each section and finish
- :--:-- No data available at this section
- NA No data available