



Townsville QLD Professional

Race 3: NEXANS-OLEX BENCHMARK 65 Handicap - 1000m



08 June 2024 - 15:07

Track Rating: Soft 5, Weather: Sunny, Rail Position: True

Section											Last 600m	
Field Times		Overall	800m	600m	400m	200m						0:33.35
		0:56.19 (0:12.85)	0:43.34 (0:09.99)	0:33.35 (0:10.68)	0:22.67 (0:11.04)	0:11.63 (0:11.63)						
Rank	TAB	Horse/Jockey	Barrier	Top Speed [km/h]	Fastest Section						Margin	Distance Travelled [m]
1	1	NORTHERN PRIDE Gabrielle Semmens	1	71.6 800m	0:10.12 800m	0:56.19 [1] (0:13.01)	0:43.18 [4] (0:10.12)	0:33.06 [4] (0:10.53)	0:22.53 [4] (0:11.00)	0:11.53 [3] (0:11.53)	0:56.19	0:33.06
2	6	REALEZA Ashley Butler	13	72.4 800m	0:10.12 800m	0:56.38 [2] (0:13.60)	0:42.78 [11] (0:10.12)	0:32.66 [11] (0:10.46)	0:22.20 [9] (0:10.81)	0:11.39 [7] (0:11.39)	1.14L	0:32.66 +7
3	9	LADY RAIN Lacey Morrison	11	72.5 800m	0:10.16 800m	0:56.51 [3] (0:13.36)	0:43.15 [9] (0:10.16)	0:32.99 [8] (0:10.53)	0:22.46 [7] (0:10.85)	0:11.61 [6] (0:11.61)	1.85L	0:32.99 +6
4	7	ARCHIE'S LAW Frank Edwards	7	73.2 800m	0:09.99 800m	0:56.51 [4] (0:12.85)	0:43.66 [1] (0:09.99)	0:33.67 [1] (0:10.68)	0:22.99 [1] (0:11.04)	0:11.95 [1] (0:11.95)	1.89L	0:33.67 +4
5	10	THE SHERPA Scott Sheargold	15	72.8 800m	0:10.12 800m	0:56.58 [5] (0:12.91)	0:43.67 [3] (0:10.12)	0:33.55 [3] (0:10.59)	0:22.96 [3] (0:11.06)	0:11.90 [4] (0:11.90)	2.3L	0:33.55 +4
6	12	CAVENTE Jackson Murphy	10	72.2 800m	0:10.22 800m	0:56.71 [6] (0:13.50)	0:43.21 [10] (0:10.22)	0:32.99 [10] (0:10.48)	0:22.51 [10] (0:10.85)	0:11.66 [8] (0:11.66)	3.07L	0:32.99 -1
7	5	DARK REBEL Ryan Wiggins	12	71.2 600m	0:10.32 800m	0:56.72 [7] (0:13.34)	0:43.38 [8] (0:10.32)	0:33.06 [9] (0:10.56)	0:22.50 [11] (0:10.95)	0:11.55 [11] (0:11.55)	3.14L	0:33.06 +9
8	8	COLD POWER Justin Stanley	2	70.9 800m	0:10.25 800m	0:56.84 [8] (0:13.14)	0:43.70 [6] (0:10.25)	0:33.45 [6] (0:10.60)	0:22.85 [5] (0:10.90)	0:11.95 [5] (0:11.95)	3.84L	0:33.45 +4
9	3	HALLSIDE HAMMER Carl Spry	9	72.6 800m	0:10.14 800m	0:56.89 [9] (0:13.31)	0:43.58 [7] (0:10.14)	0:33.44 [7] (0:10.65)	0:22.79 [8] (0:11.06)	0:11.73 [10] (0:11.73)	4.12L	0:33.44 +9
10	2	GDANSK Isabella Teh	8	71.5 800m	0:10.36 800m	0:56.97 [10] (0:13.01)	0:43.96 [4] (0:10.36)	0:33.60 [5] (0:10.63)	0:22.97 [6] (0:11.10)	0:11.87 [9] (0:11.87)	4.57L	0:33.60 +7

Scratched: Yamabushi (#11), Loud Noise (#4), Line Of Kings (#14), Hit Snooze (#13)



Townsville QLD Professional

Race 3: NEXANS-OLEX BENCHMARK 65 Handicap - 1000m



08 June 2024 - 15:07

Track Rating: Soft 5, Weather: Sunny, Rail Position: True

Section		Overall	800m	600m	400m	200m	Last 600m	
Field Times		0:56.19 (0:12.85)	0:43.34 (0:09.99)	0:33.35 (0:10.68)	0:22.67 (0:11.04)	0:11.63 (0:11.63)	0:33.35	

Rank	TAB	Horse/Jockey	Barrier	Top Speed [km/h]	Fastest Section	Overall	800m	600m	400m	200m	Margin	Last 600m	Distance Travelled [m]
11	15	SMART THINKER	6	72.3	0:10.13	0:57.32 [11]	0:44.45 [2]	0:34.32 [2]	0:23.77 [2]	0:12.66 [2]	6.64L	0:34.32	+1
		Nathan Thomas		800m	800m	(0:12.87)	(0:10.13)	(0:10.55)	(0:11.11)	(0:12.66)			

Scratched: Yamabushi (#11), Loud Noise (#4), Line Of Kings (#14), Hit Snooze (#13)



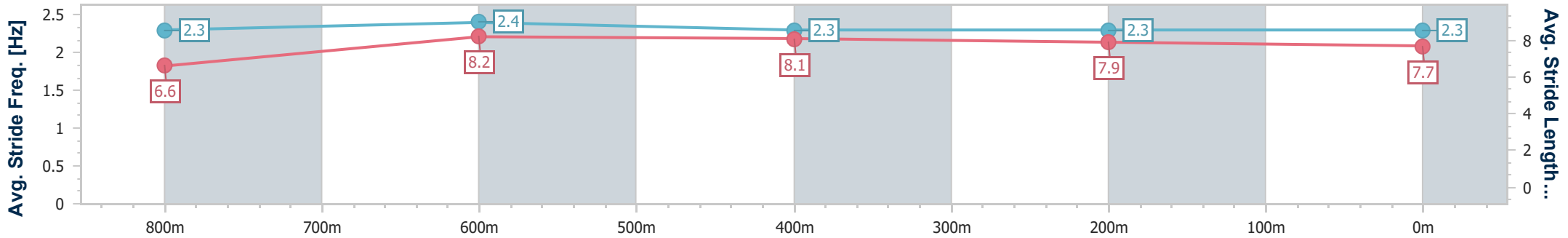
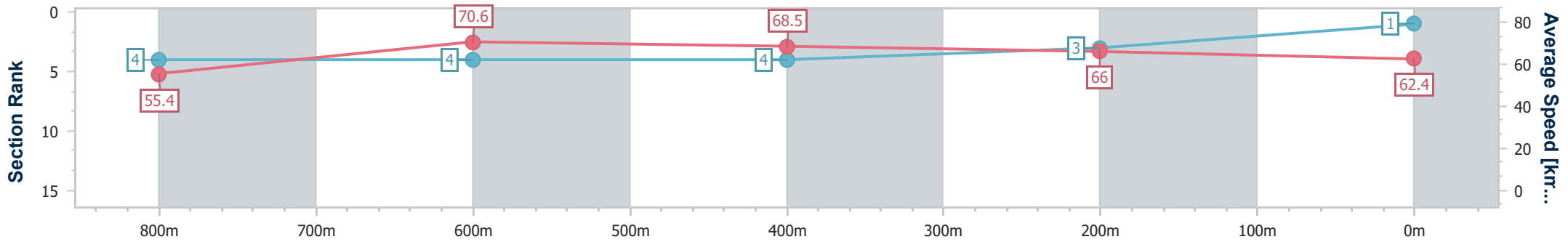
Horse/Jockey Name	Northern Pride
Final Rank	1
Fastest Section Time (Section)	0:10.12 (800m)
Top Speed [km/h] (Section)	71.6 (800m)
Race State	Finished



Townsville QLD Professional
 Race 3: NEXANS-OLEX BENCHMARK 65 Handicap - 1000m
 08 June 2024 - 15:07
 Track Rating: Soft 5, Weather: Sunny, Rail Position: True



Section	Overall	800m	600m	400m	200m
Section Times	0:56.19 [1] (0:13.01)	0:43.18 [4] (0:10.12)	0:33.06 [4] (0:10.53)	0:22.53 [4] (0:11.00)	0:11.53 [3] (0:11.53)
Average Speed [km/h]	55.4	70.6	68.5	66.0	62.4
Top Speed [km/h]	70.6	71.6	69.9	66.8	64.4
Avg. Dist. to Rail [m]	1.5	1.7	1.5	4.6	5.1
Avg. Stride Freq. [Hz]	2.3	2.4	2.3	2.3	2.3
Avg. Stride Length [m]	6.6	8.2	8.1	7.9	7.7



- [] Ranking at each section and finish
- .-.- No data available at this section
- NA No data available



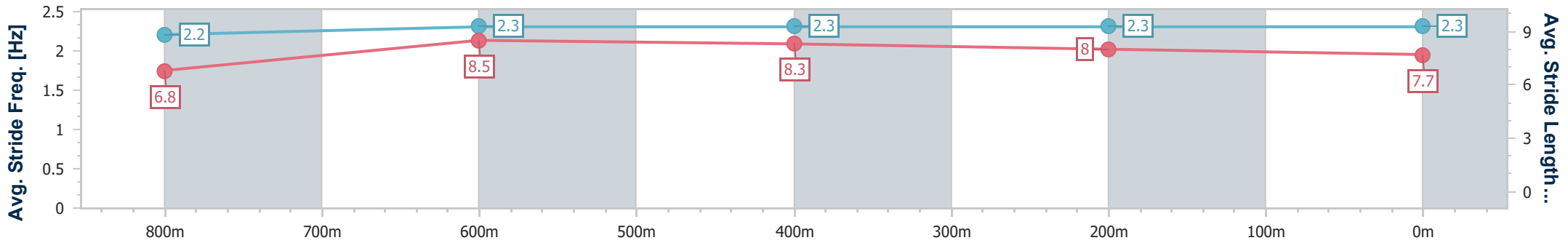
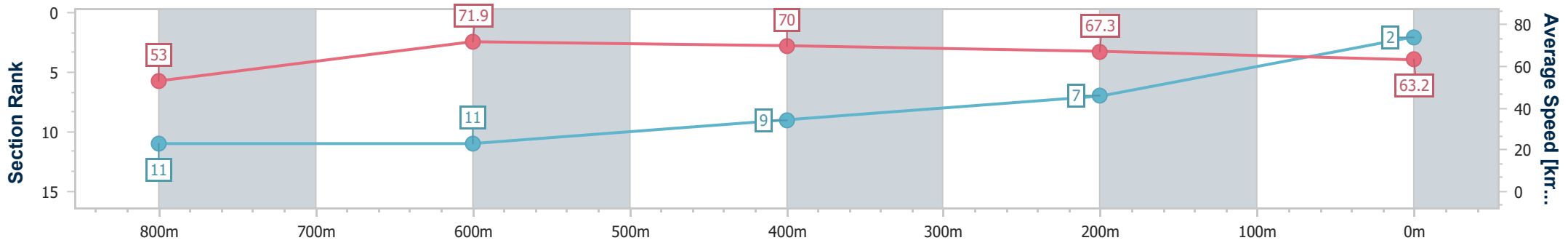
Horse/Jockey Name	Realeza
Final Rank	2
Fastest Section Time (Section)	0:10.12 (800m)
Top Speed [km/h] (Section)	72.4 (800m)
Race State	Finished



Townsville QLD Professional
 Race 3: NEXANS-OLEX BENCHMARK 65 Handicap - 1000m
 08 June 2024 - 15:07
 Track Rating: Soft 5, Weather: Sunny, Rail Position: True



Section	Overall	800m	600m	400m	200m
Section Times	0:56.38 [2] (0:13.60)	0:42.78 [11] (0:10.12)	0:32.66 [11] (0:10.46)	0:22.20 [9] (0:10.81)	0:11.39 [7] (0:11.39)
Average Speed [km/h]	53.0	71.9	70.0	67.3	63.2
Top Speed [km/h]	71.1	72.4	71.8	69.0	66.2
Avg. Dist. to Rail [m]	9.6	2.7	3.7	6.7	10.6
Avg. Stride Freq. [Hz]	2.2	2.3	2.3	2.3	2.3
Avg. Stride Length [m]	6.8	8.5	8.3	8.0	7.7



- [] Ranking at each section and finish
- .-.- No data available at this section
- NA No data available



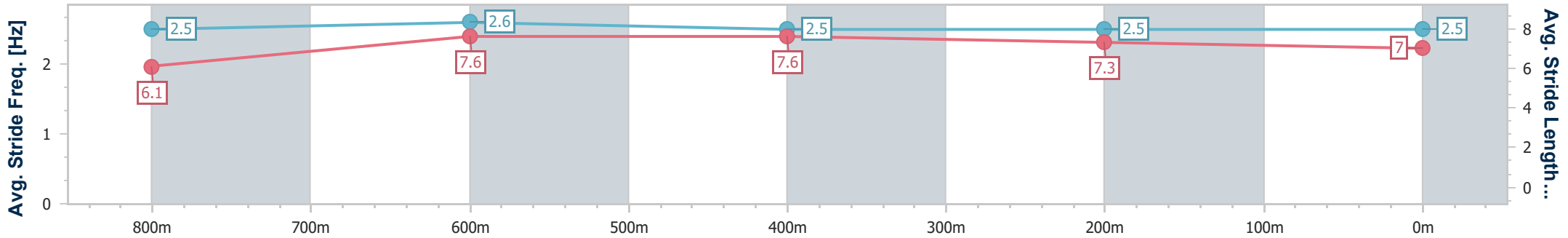
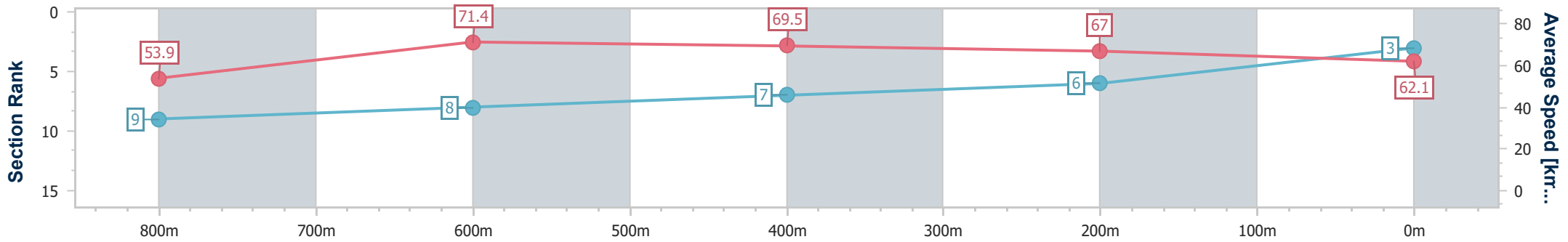
Horse/Jockey Name	Lady Rain
Final Rank	3
Fastest Section Time (Section)	0:10.16 (800m)
Top Speed [km/h] (Section)	72.5 (800m)
Race State	Finished



Townsville QLD Professional
 Race 3: NEXANS-OLEX BENCHMARK 65 Handicap - 1000m
 08 June 2024 - 15:07
 Track Rating: Soft 5, Weather: Sunny, Rail Position: True



Section	Overall	800m	600m	400m	200m
Section Times	0:56.51 [3] (0:13.36)	0:43.15 [9] (0:10.16)	0:32.99 [8] (0:10.53)	0:22.46 [7] (0:10.85)	0:11.61 [6] (0:11.61)
Average Speed [km/h]	53.9	71.4	69.5	67.0	62.1
Top Speed [km/h]	72.0	72.5	71.2	68.8	65.3
Avg. Dist. to Rail [m]	8.2	1.9	3.3	6.4	8.1
Avg. Stride Freq. [Hz]	2.5	2.6	2.5	2.5	2.5
Avg. Stride Length [m]	6.1	7.6	7.6	7.3	7.0



- [] Ranking at each section and finish
- .-.- No data available at this section
- NA No data available



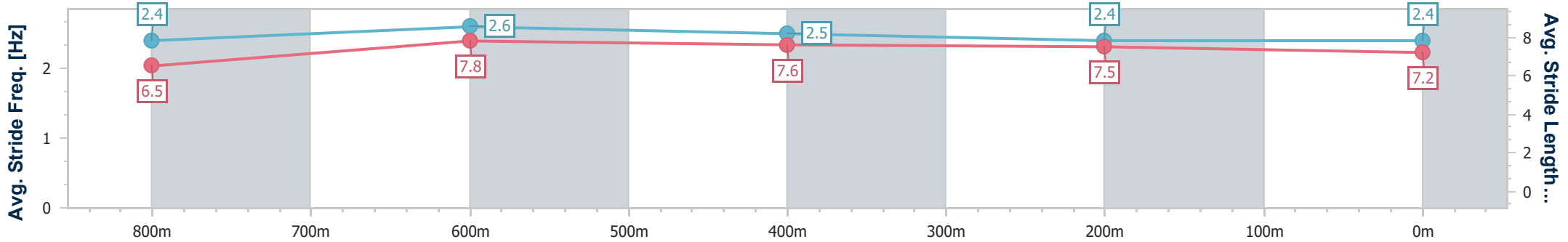
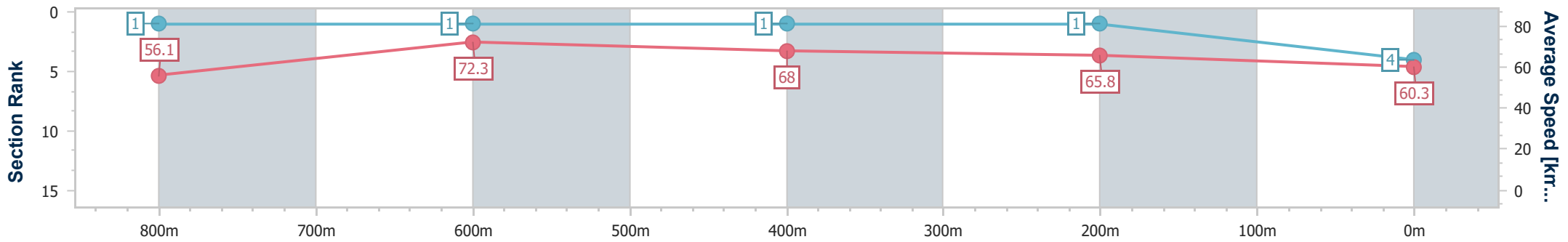
Horse/Jockey Name	Archie's Law
Final Rank	4
Fastest Section Time (Section)	0:09.99 (800m)
Top Speed [km/h] (Section)	73.2 (800m)
Race State	Finished



Townsville QLD Professional
 Race 3: NEXANS-OLEX BENCHMARK 65 Handicap - 1000m
 08 June 2024 - 15:07
 Track Rating: Soft 5, Weather: Sunny, Rail Position: True



Section	Overall	800m	600m	400m	200m
Section Times	0:56.51 [4] (0:12.85)	0:43.66 [1] (0:09.99)	0:33.67 [1] (0:10.68)	0:22.99 [1] (0:11.04)	0:11.95 [1] (0:11.95)
Average Speed [km/h]	56.1	72.3	68.0	65.8	60.3
Top Speed [km/h]	72.9	73.2	70.0	66.7	64.3
Avg. Dist. to Rail [m]	5.5	1.5	2.0	4.7	6.1
Avg. Stride Freq. [Hz]	2.4	2.6	2.5	2.4	2.4
Avg. Stride Length [m]	6.5	7.8	7.6	7.5	7.2



- [] Ranking at each section and finish
- .-.- No data available at this section
- NA No data available



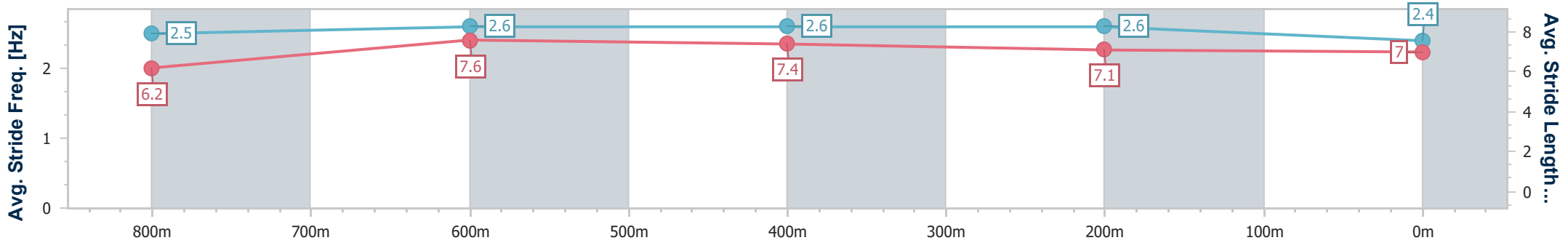
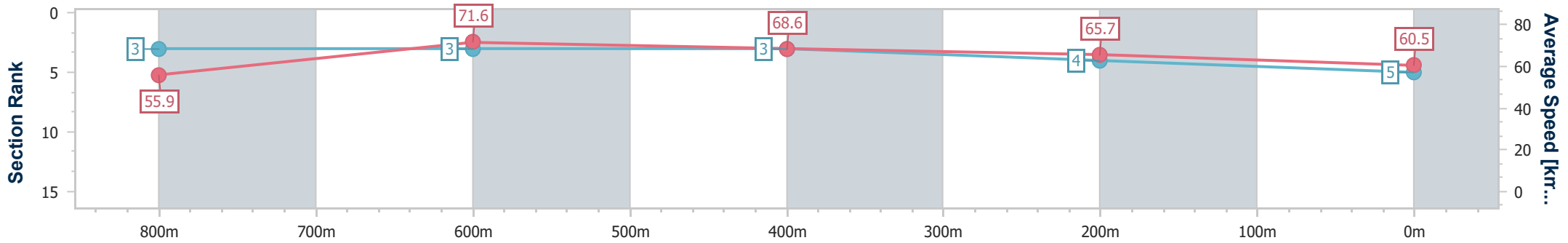
Horse/Jockey Name	The Sherpa
Final Rank	5
Fastest Section Time (Section)	0:10.12 (800m)
Top Speed [km/h] (Section)	72.8 (800m)
Race State	Finished



Townsville QLD Professional
 Race 3: NEXANS-OLEX BENCHMARK 65 Handicap - 1000m
 08 June 2024 - 15:07
 Track Rating: Soft 5, Weather: Sunny, Rail Position: True



Section	Overall	800m	600m	400m	200m
Section Times	0:56.58 [5] (0:12.91)	0:43.67 [3] (0:10.12)	0:33.55 [3] (0:10.59)	0:22.96 [3] (0:11.06)	0:11.90 [4] (0:11.90)
Average Speed [km/h]	55.9	71.6	68.6	65.7	60.5
Top Speed [km/h]	72.8	72.8	71.1	67.6	63.3
Avg. Dist. to Rail [m]	11.8	2.6	1.7	4.8	6.1
Avg. Stride Freq. [Hz]	2.5	2.6	2.6	2.6	2.4
Avg. Stride Length [m]	6.2	7.6	7.4	7.1	7.0



- [] Ranking at each section and finish
- .-.- No data available at this section
- NA No data available



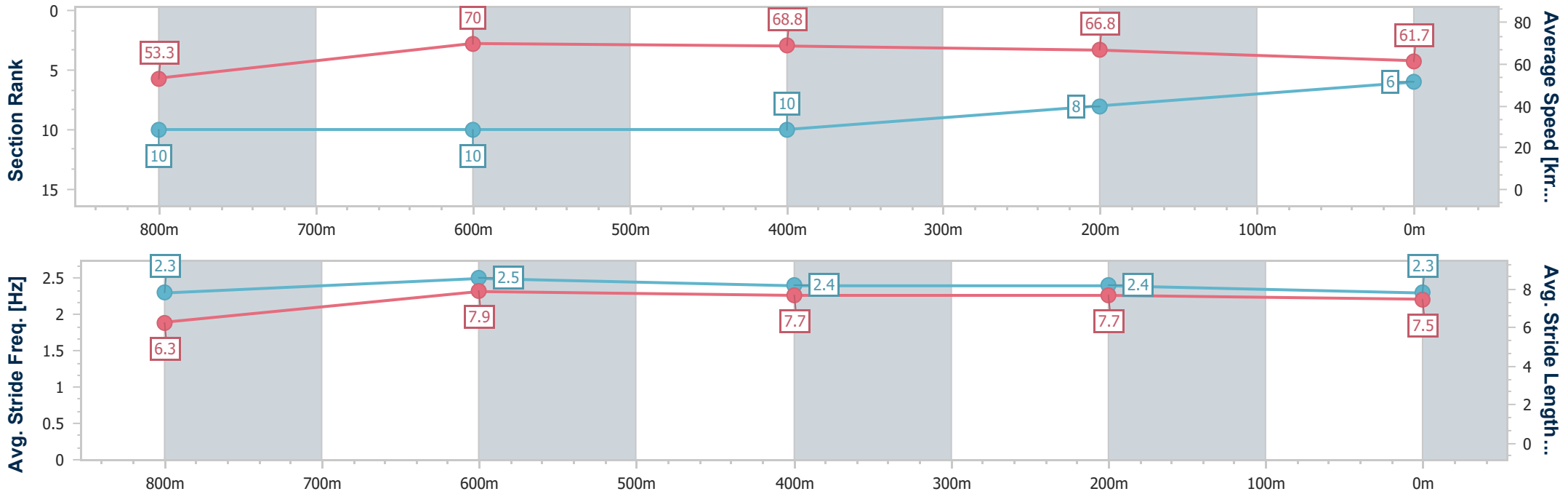
Horse/Jockey Name	Cavente
Final Rank	6
Fastest Section Time (Section)	0:10.22 (800m)
Top Speed [km/h] (Section)	72.2 (800m)
Race State	Finished



Townsville QLD Professional
 Race 3: NEXANS-OLEX BENCHMARK 65 Handicap - 1000m
 08 June 2024 - 15:07
 Track Rating: Soft 5, Weather: Sunny, Rail Position: True



Section	Overall	800m	600m	400m	200m
Section Times	0:56.71 [6] (0:13.50)	0:43.21 [10] (0:10.22)	0:32.99 [10] (0:10.48)	0:22.51 [10] (0:10.85)	0:11.66 [8] (0:11.66)
Average Speed [km/h]	53.3	70.0	68.8	66.8	61.7
Top Speed [km/h]	72.0	72.2	69.7	67.7	65.5
Avg. Dist. to Rail [m]	4.7	1.7	1.2	3.3	5.3
Avg. Stride Freq. [Hz]	2.3	2.5	2.4	2.4	2.3
Avg. Stride Length [m]	6.3	7.9	7.7	7.7	7.5



- [] Ranking at each section and finish
- .-.- No data available at this section
- NA No data available



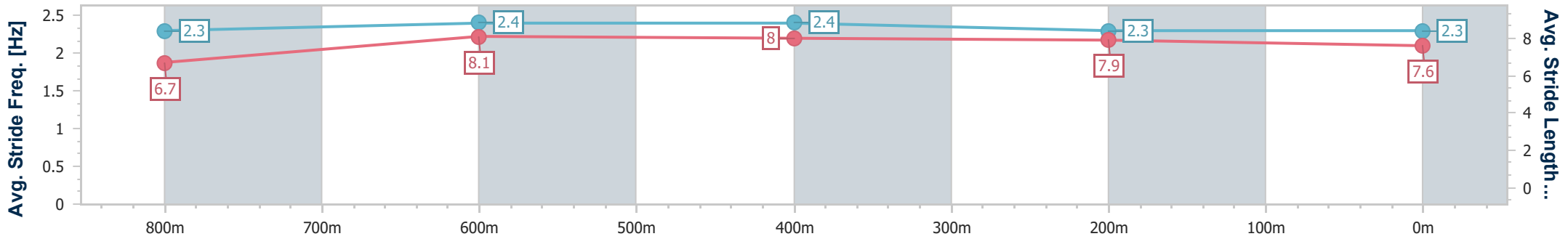
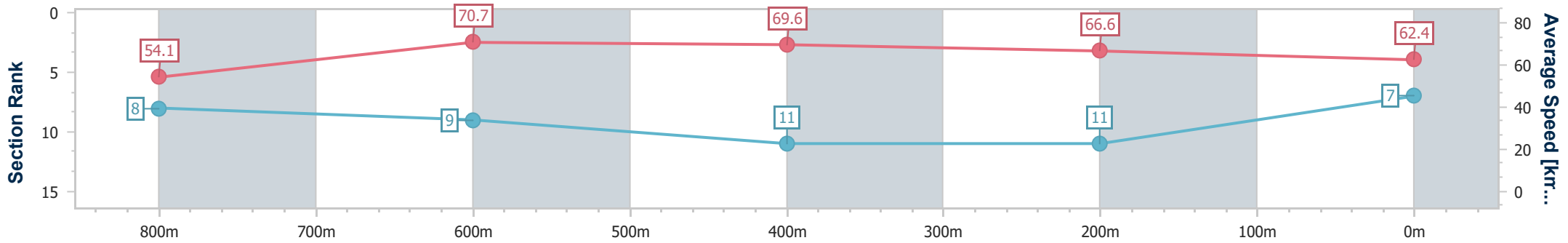
Horse/Jockey Name	Dark Rebel
Final Rank	7
Fastest Section Time (Section)	0:10.32 (800m)
Top Speed [km/h] (Section)	71.2 (600m)
Race State	Finished



Townsville QLD Professional
 Race 3: NEXANS-OLEX BENCHMARK 65 Handicap - 1000m
 08 June 2024 - 15:07
 Track Rating: Soft 5, Weather: Sunny, Rail Position: True



Section	Overall	800m	600m	400m	200m
Section Times	0:56.72 [7] (0:13.34)	0:43.38 [8] (0:10.32)	0:33.06 [9] (0:10.56)	0:22.50 [11] (0:10.95)	0:11.55 [11] (0:11.55)
Average Speed [km/h]	54.1	70.7	69.6	66.6	62.4
Top Speed [km/h]	70.1	71.1	71.2	68.2	66.3
Avg. Dist. to Rail [m]	10.0	4.0	4.3	6.9	9.2
Avg. Stride Freq. [Hz]	2.3	2.4	2.4	2.3	2.3
Avg. Stride Length [m]	6.7	8.1	8.0	7.9	7.6



- [] Ranking at each section and finish
- .-.- No data available at this section
- NA No data available



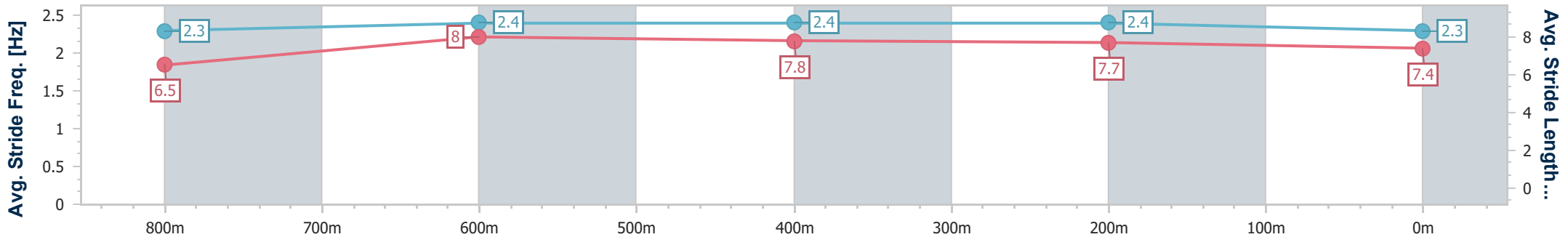
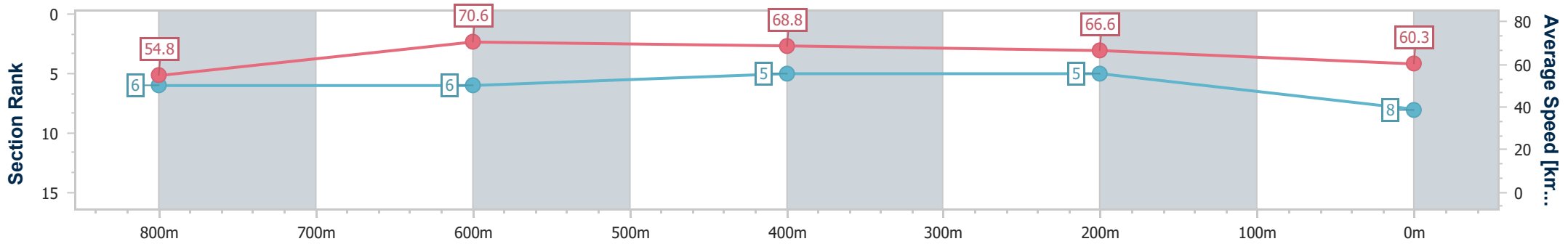
Horse/Jockey Name	Cold Power
Final Rank	8
Fastest Section Time (Section)	0:10.25 (800m)
Top Speed [km/h] (Section)	70.9 (800m)
Race State	Finished



Townsville QLD Professional
 Race 3: NEXANS-OLEX BENCHMARK 65 Handicap - 1000m
 08 June 2024 - 15:07
 Track Rating: Soft 5, Weather: Sunny, Rail Position: True



Section	Overall	800m	600m	400m	200m
Section Times	0:56.84 [8] (0:13.14)	0:43.70 [6] (0:10.25)	0:33.45 [6] (0:10.60)	0:22.85 [5] (0:10.90)	0:11.95 [5] (0:11.95)
Average Speed [km/h]	54.8	70.6	68.8	66.6	60.3
Top Speed [km/h]	70.3	70.9	69.7	68.3	65.2
Avg. Dist. to Rail [m]	3.5	1.5	2.8	5.0	7.8
Avg. Stride Freq. [Hz]	2.3	2.4	2.4	2.4	2.3
Avg. Stride Length [m]	6.5	8.0	7.8	7.7	7.4



- [] Ranking at each section and finish
- .-.- No data available at this section
- NA No data available



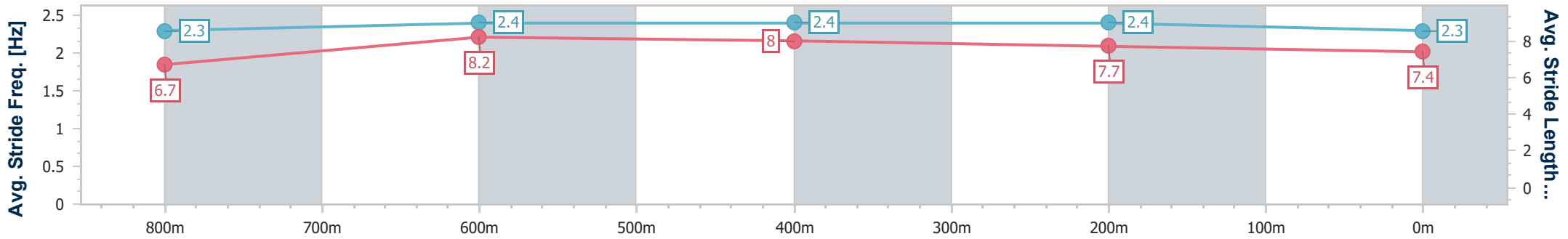
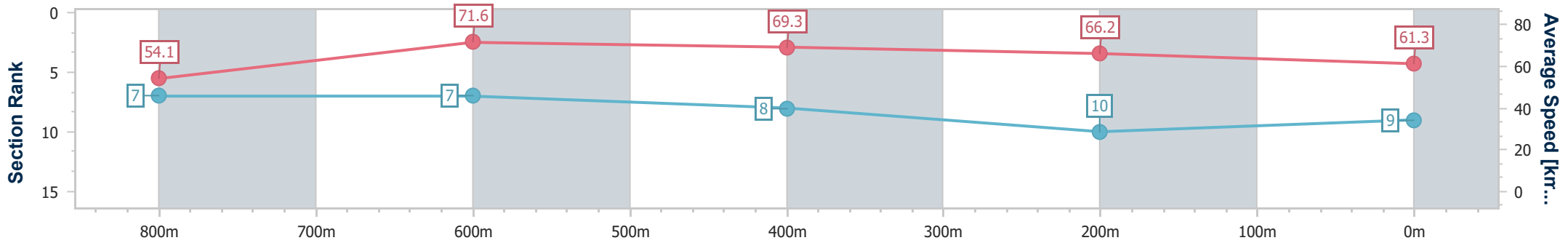
Horse/Jockey Name	Hallside Hammer
Final Rank	9
Fastest Section Time (Section)	0:10.14 (800m)
Top Speed [km/h] (Section)	72.6 (800m)
Race State	Finished



Townsville QLD Professional
 Race 3: NEXANS-OLEX BENCHMARK 65 Handicap - 1000m
 08 June 2024 - 15:07
 Track Rating: Soft 5, Weather: Sunny, Rail Position: True



Section	Overall	800m	600m	400m	200m
Section Times	0:56.89 [9] (0:13.31)	0:43.58 [7] (0:10.14)	0:33.44 [7] (0:10.65)	0:22.79 [8] (0:11.06)	0:11.73 [10] (0:11.73)
Average Speed [km/h]	54.1	71.6	69.3	66.2	61.3
Top Speed [km/h]	70.8	72.6	71.8	67.1	65.2
Avg. Dist. to Rail [m]	6.9	2.3	5.2	9.1	12.3
Avg. Stride Freq. [Hz]	2.3	2.4	2.4	2.4	2.3
Avg. Stride Length [m]	6.7	8.2	8.0	7.7	7.4



- [] Ranking at each section and finish
- .-.- No data available at this section
- NA No data available



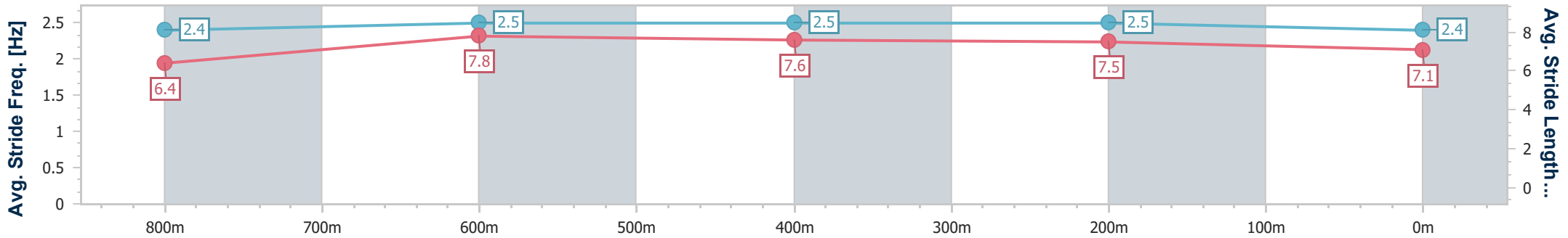
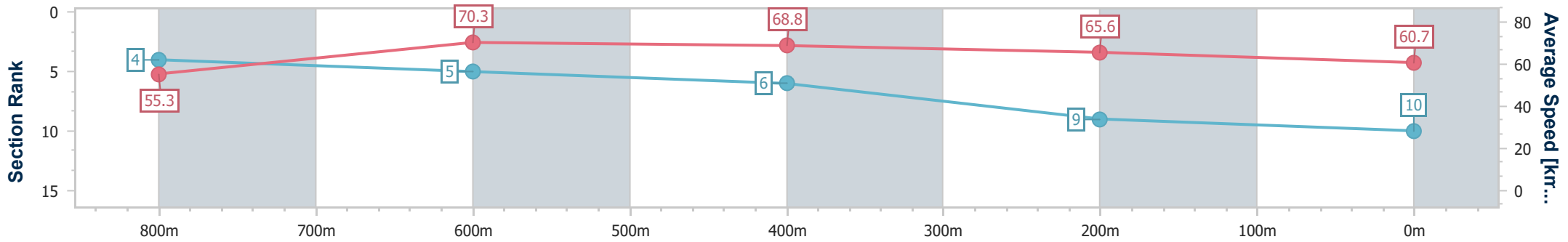
Horse/Jockey Name	Gdansk
Final Rank	10
Fastest Section Time (Section)	0:10.36 (800m)
Top Speed [km/h] (Section)	71.5 (800m)
Race State	Finished



Townsville QLD Professional
 Race 3: NEXANS-OLEX BENCHMARK 65 Handicap - 1000m
 08 June 2024 - 15:07
 Track Rating: Soft 5, Weather: Sunny, Rail Position: True



Section	Overall	800m	600m	400m	200m
Section Times	0:56.97 [10] (0:13.01)	0:43.96 [4] (0:10.36)	0:33.60 [5] (0:10.63)	0:22.97 [6] (0:11.10)	0:11.87 [9] (0:11.87)
Average Speed [km/h]	55.3	70.3	68.8	65.6	60.7
Top Speed [km/h]	70.2	71.5	69.8	67.0	64.0
Avg. Dist. to Rail [m]	7.2	3.2	3.3	7.5	11.2
Avg. Stride Freq. [Hz]	2.4	2.5	2.5	2.5	2.4
Avg. Stride Length [m]	6.4	7.8	7.6	7.5	7.1



- [] Ranking at each section and finish
- .-.- No data available at this section
- NA No data available



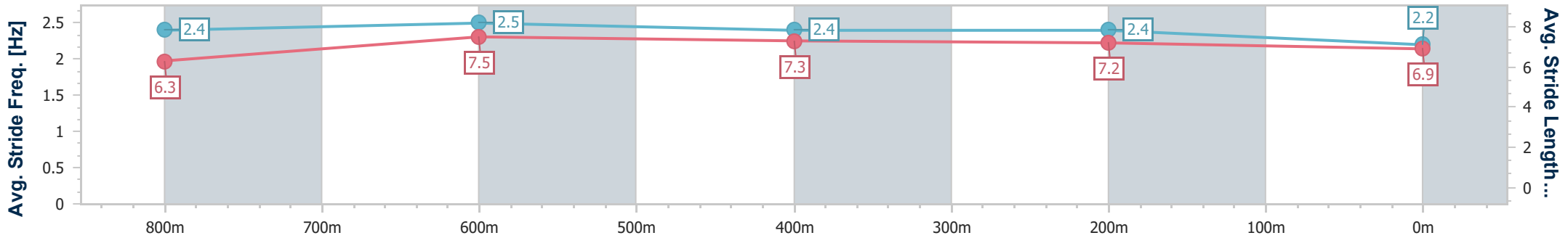
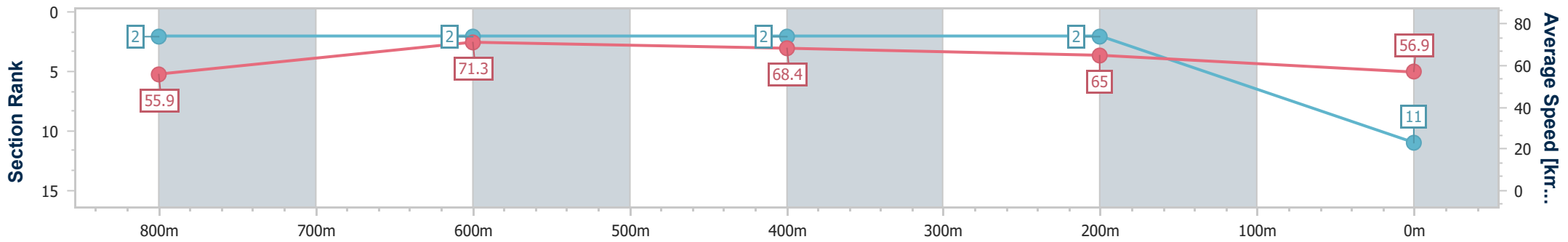
Horse/Jockey Name	Smart Thinker
Final Rank	11
Fastest Section Time (Section)	0:10.13 (800m)
Top Speed [km/h] (Section)	72.3 (800m)
Race State	Finished



Townsville QLD Professional
 Race 3: NEXANS-OLEX BENCHMARK 65 Handicap - 1000m
 08 June 2024 - 15:07
 Track Rating: Soft 5, Weather: Sunny, Rail Position: True



Section	Overall	800m	600m	400m	200m
Section Times	0:57.32 [11] (0:12.87)	0:44.45 [2] (0:10.13)	0:34.32 [2] (0:10.55)	0:23.77 [2] (0:11.11)	0:12.66 [2] (0:12.66)
Average Speed [km/h]	55.9	71.3	68.4	65.0	56.9
Top Speed [km/h]	71.5	72.3	69.9	67.1	61.4
Avg. Dist. to Rail [m]	5.2	1.4	0.5	1.7	2.2
Avg. Stride Freq. [Hz]	2.4	2.5	2.4	2.4	2.2
Avg. Stride Length [m]	6.3	7.5	7.3	7.2	6.9



- [] Ranking at each section and finish
- .-.- No data available at this section
- NA No data available