



Townsville QLD Professional

Race 1: CLIPSAL-SCHNEIDER BENCHMARK 70 Handicap - 1609m

08 June 2024 - 13:57



Track Rating: Soft 5, Weather: Fine, Rail Position: True

Section		Overall	1400m	1200m	1000m	800m	600m	400m	Last 600m				
Field Times		1:35.44 (0:14.32)	1:21.12 (0:11.68)	1:09.44 (0:11.90)	0:57.54 (0:11.46)	0:46.08 (0:10.99)	0:35.09 (0:11.27)	0:23.82 (0:11.75)	0:35.09				
Rank	TAB Horse/Jockey	Barrier	Top Speed [km/h]	Fastest Section									Distance Travelled [m]
1	4 PHOENIX FLYER Jackson Murphy	6	68.1 800m	0:11.02 800m	1:35.44 [1] (0:14.40)	1:21.04 [2] (0:11.85)	1:09.19 [3] (0:11.86)	0:57.33 [5] (0:11.55)	0:45.78 [5] (0:11.02)	0:34.76 [5] (0:11.12)	0:23.64 [5] (0:11.60)	0:34.76	
2	2 CASTILE Chelsea Jokic	3	68.8 600m	0:11.06 800m	1:35.45 [2] (0:14.70)	1:20.75 [6] (0:11.75)	1:09.00 [6] (0:11.91)	0:57.09 [7] (0:11.45)	0:45.64 [7] (0:11.06)	0:34.58 [6] (0:11.14)	0:23.44 [6] (0:11.43)	0:34.58	+2
3	3 VIENNA RAIN Lacey Morrison	2	67.7 600m	0:11.10 600m	1:35.57 [3] (0:14.64)	1:20.93 [4] (0:11.73)	1:09.20 [4] (0:11.69)	0:57.51 [4] (0:11.47)	0:46.04 [4] (0:11.12)	0:34.92 [4] (0:11.10)	0:23.82 [3] (0:11.64)	0:34.92	-7
4	7 MEDAL Jason Taylor	9	67.5 600m	0:10.99 800m	1:35.64 [4] (0:14.51)	1:21.13 [3] (0:11.62)	1:09.51 [2] (0:11.81)	0:57.70 [2] (0:11.42)	0:46.28 [1] (0:10.99)	0:35.29 [2] (0:11.27)	0:24.02 [1] (0:11.75)	0:35.29	+2
5	1 OLYMPIC KORCHNOI Gabrielle Semmens	7	66.5 800m	0:10.97 800m	1:35.67 [5] (0:14.32)	1:21.35 [1] (0:11.68)	1:09.67 [1] (0:11.90)	0:57.77 [1] (0:11.48)	0:46.29 [3] (0:10.97)	0:35.32 [1] (0:11.41)	0:23.91 [4] (0:11.63)	0:35.32	-5
6	6 JOE'S GIGGLE Scott Sheargold	5	67.9 600m	0:11.05 800m	1:36.04 [6] (0:14.88)	1:21.16 [8] (0:11.89)	1:09.27 [8] (0:11.79)	0:57.48 [9] (0:11.54)	0:45.94 [9] (0:11.05)	0:34.89 [9] (0:11.05)	0:23.84 [8] (0:11.50)	0:34.89	+0
7	5 EDIFICATION Graham Kliese	1	67.3 600m	0:11.10 800m	1:36.07 [7] (0:14.81)	1:21.26 [7] (0:11.80)	1:09.46 [7] (0:11.67)	0:57.79 [6] (0:11.53)	0:46.26 [6] (0:11.10)	0:35.16 [7] (0:11.24)	0:23.92 [7] (0:11.62)	0:35.16	-4
8	8 ZOUHOPE Tyler Leslight	8	67.7 800m	0:10.99 800m	1:36.11 [8] (0:14.69)	1:21.42 [5] (0:11.72)	1:09.70 [5] (0:11.54)	0:58.16 [3] (0:11.42)	0:46.74 [2] (0:10.99)	0:35.75 [3] (0:11.32)	0:24.43 [2] (0:11.86)	0:35.75	+2
9	9 RUPERT'S BOY Nathan Thomas	4	67.7 600m	0:11.06 800m	1:36.49 [9] (0:14.94)	1:21.55 [9] (0:11.85)	1:09.70 [9] (0:11.75)	0:57.95 [8] (0:11.53)	0:46.42 [8] (0:11.06)	0:35.36 [8] (0:11.09)	0:24.27 [9] (0:11.61)	0:35.36	-3



Townsville QLD Professional

Race 1: CLIPSAL-SCHNEIDER BENCHMARK 70 Handicap - 1609m

08 June 2024 - 13:57



Track Rating: Soft 5, Weather: Fine, Rail Position: True

Section				200m				Last 600m	
Field Times				0:12.07				0:35.09	
				(0:12.07)					
Rank	TAB	Horse/Jockey	Barrier	Top Speed [km/h]	Fastest Section	Margin			Distance Travelled [m]
1	4	PHOENIX FLYER Jackson Murphy	6	68.1 800m	0:11.02 800m	0:12.04 [4] (0:12.04)	1:35.44		0:34.76
2	2	CASTILE Chelsea Jokic	3	68.8 600m	0:11.06 800m	0:12.01 [5] (0:12.01)	0.05L		0:34.58 +2
3	3	VIENNA RAIN Lacey Morrison	2	67.7 600m	0:11.10 600m	0:12.18 [2] (0:12.18)	0.75L		0:34.92 -7
4	7	MEDAL Jason Taylor	9	67.5 600m	0:10.99 800m	0:12.27 [1] (0:12.27)	1.19L		0:35.29 +2
5	1	OLYMPIC KORCHNOI Gabrielle Semmens	7	66.5 800m	0:10.97 800m	0:12.28 [3] (0:12.28)	1.37L		0:35.32 -5
6	6	JOE'S GIGGLE Scott Sheargold	5	67.9 600m	0:11.05 800m	0:12.34 [7] (0:12.34)	3.5L		0:34.89 +0
7	5	EDIFICATION Graham Kliese	1	67.3 600m	0:11.10 800m	0:12.30 [8] (0:12.30)	3.71L		0:35.16 -4
8	8	ZOUHOPE Tyler Leslight	8	67.7 800m	0:10.99 800m	0:12.57 [6] (0:12.57)	3.91L		0:35.75 +2
9	9	RUPERT'S BOY Nathan Thomas	4	67.7 600m	0:11.06 800m	0:12.66 [9] (0:12.66)	6.19L		0:35.36 -3



Horse/Jockey Name	Phoenix Flyer
Final Rank	1
Fastest Section Time (Section)	0:11.02 (800m)
Top Speed [km/h] (Section)	68.1 (800m)
Race State	Finished



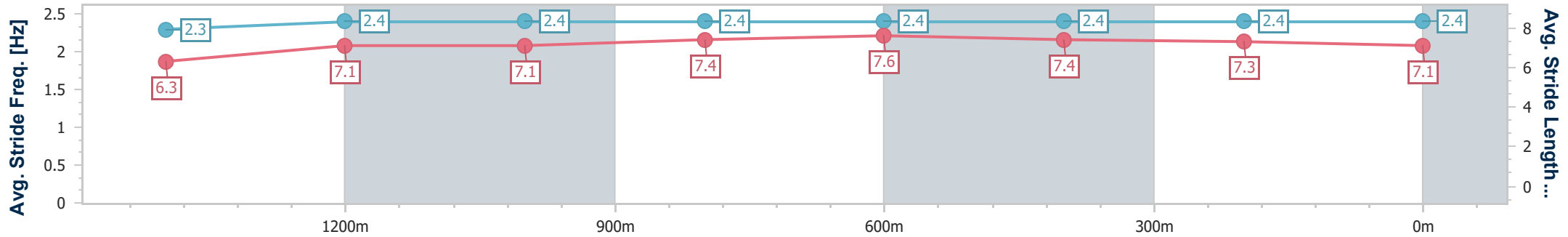
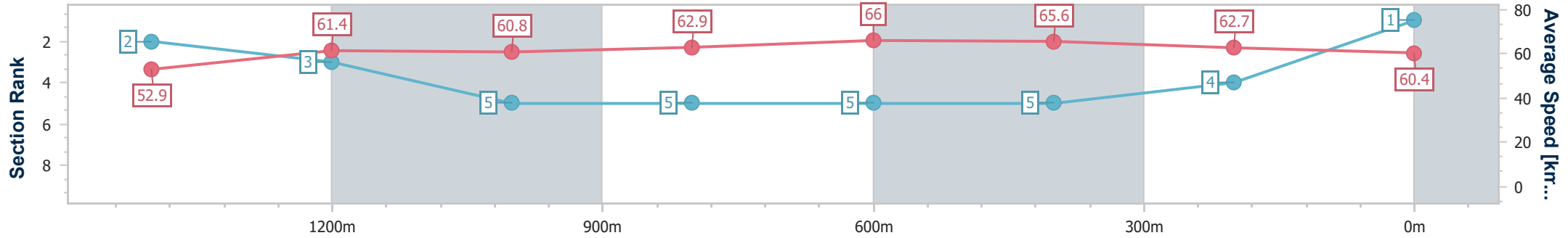
Townsville QLD Professional
Race 1: CLIPSAL-SCHNEIDER BENCHMARK 70 Handicap - 1609m



08 June 2024 - 13:57

Track Rating: Soft 5, Weather: Fine, Rail Position: True

Section	Overall	1400m	1200m	1000m	800m	600m	400m	200m					
Section Times	1:35.44 [1] (0:14.40)	1:21.04 [2] (0:11.85)	1:09.19 [3] (0:11.86)	0:57.33 [5] (0:11.55)	0:45.78 [5] (0:11.02)	0:34.76 [5] (0:11.12)	0:23.64 [5] (0:11.60)	0:12.04 [4] (0:12.04)					
Average Speed [km/h]	52.9	61.4	60.8	62.9	66.0	65.6	62.7	60.4					
Top Speed [km/h]	63.9	62.1	61.6	65.0	68.1	68.1	63.8	62.8					
Avg. Dist. to Rail [m]	8.1	2.6	2.3	1.6	2.0	2.9	5.8	7.9					
Avg. Stride Freq. [Hz]	2.3	2.4	2.4	2.4	2.4	2.4	2.4	2.4					
Avg. Stride Length [m]	6.3	7.1	7.1	7.4	7.6	7.4	7.3	7.1					



- [] Ranking at each section and finish
- .-.- No data available at this section
- NA No data available



Horse/Jockey Name	Castile
Final Rank	2
Fastest Section Time (Section)	0:11.06 (800m)
Top Speed [km/h] (Section)	68.8 (600m)
Race State	Finished



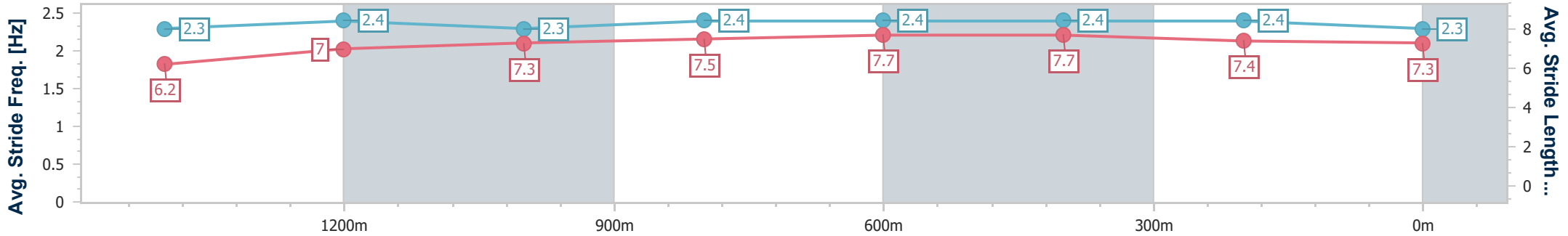
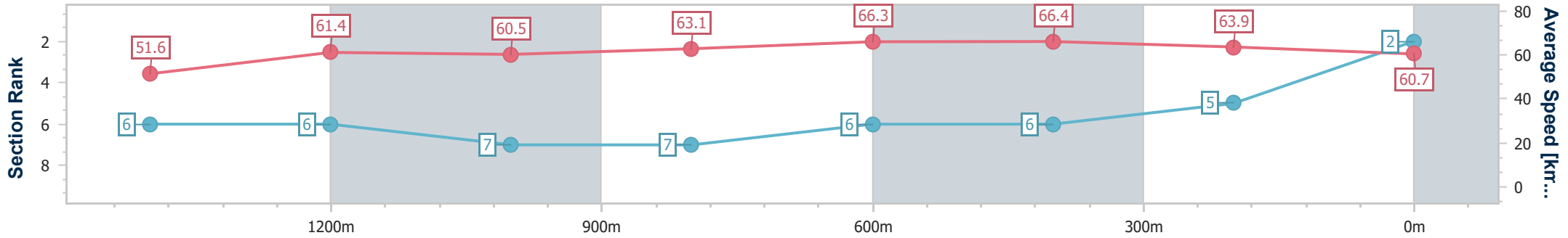
Townsville QLD Professional
Race 1: CLIPSAL-SCHNEIDER BENCHMARK 70 Handicap - 1609m

08 June 2024 - 13:57

Track Rating: Soft 5, Weather: Fine, Rail Position: True



Section	Overall	1400m	1200m	1000m	800m	600m	400m	200m					
Section Times	1:35.45 [2] (0:14.70)	1:20.75 [6] (0:11.75)	1:09.00 [6] (0:11.91)	0:57.09 [7] (0:11.45)	0:45.64 [7] (0:11.06)	0:34.58 [6] (0:11.14)	0:23.44 [6] (0:11.43)	0:12.01 [5] (0:12.01)					
Average Speed [km/h]	51.6	61.4	60.5	63.1	66.3	66.4	63.9	60.7					
Top Speed [km/h]	61.4	62.6	61.8	67.0	68.0	68.8	65.6	62.5					
Avg. Dist. to Rail [m]	5.9	0.8	0.5	1.0	3.2	5.4	8.6	9.9					
Avg. Stride Freq. [Hz]	2.3	2.4	2.3	2.4	2.4	2.4	2.4	2.3					
Avg. Stride Length [m]	6.2	7.0	7.3	7.5	7.7	7.7	7.4	7.3					



- [] Ranking at each section and finish
- .-.- No data available at this section
- NA No data available



Horse/Jockey Name	Vienna Rain
Final Rank	3
Fastest Section Time (Section)	0:11.10 (600m)
Top Speed [km/h] (Section)	67.7 (600m)
Race State	Finished



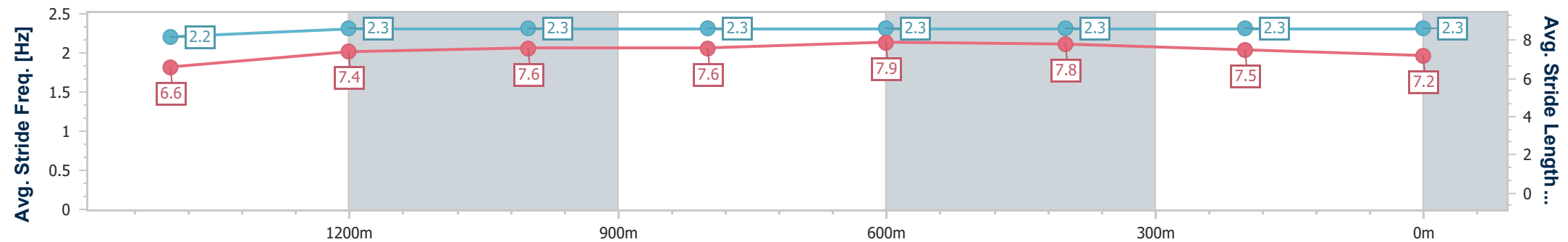
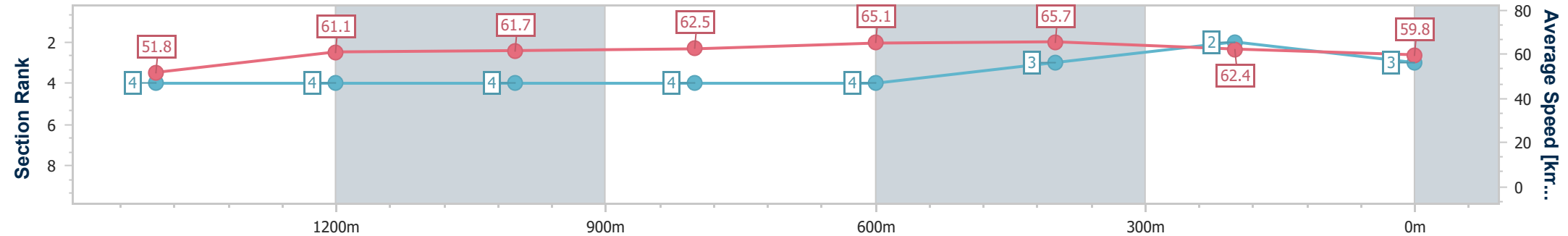
Townsville QLD Professional
Race 1: CLIPSAL-SCHNEIDER BENCHMARK 70 Handicap - 1609m

08 June 2024 - 13:57

Track Rating: Soft 5, Weather: Fine, Rail Position: True



Section	Overall	1400m	1200m	1000m	800m	600m	400m	200m					
Section Times	1:35.57 [3] (0:14.64)	1:20.93 [4] (0:11.73)	1:09.20 [4] (0:11.69)	0:57.51 [4] (0:11.47)	0:46.04 [4] (0:11.12)	0:34.92 [4] (0:11.10)	0:23.82 [3] (0:11.64)	0:12.18 [2] (0:12.18)					
Average Speed [km/h]	51.8	61.1	61.7	62.5	65.1	65.7	62.4	59.8					
Top Speed [km/h]	61.2	61.9	62.1	64.0	67.0	67.7	63.1	61.7					
Avg. Dist. to Rail [m]	4.5	0.5	0.9	1.0	1.3	2.8	4.7	6.2					
Avg. Stride Freq. [Hz]	2.2	2.3	2.3	2.3	2.3	2.3	2.3	2.3					
Avg. Stride Length [m]	6.6	7.4	7.6	7.6	7.9	7.8	7.5	7.2					



- [] Ranking at each section and finish
- .-.- No data available at this section
- NA No data available



Horse/Jockey Name	Medal
Final Rank	4
Fastest Section Time (Section)	0:10.99 (800m)
Top Speed [km/h] (Section)	67.5 (600m)
Race State	Finished



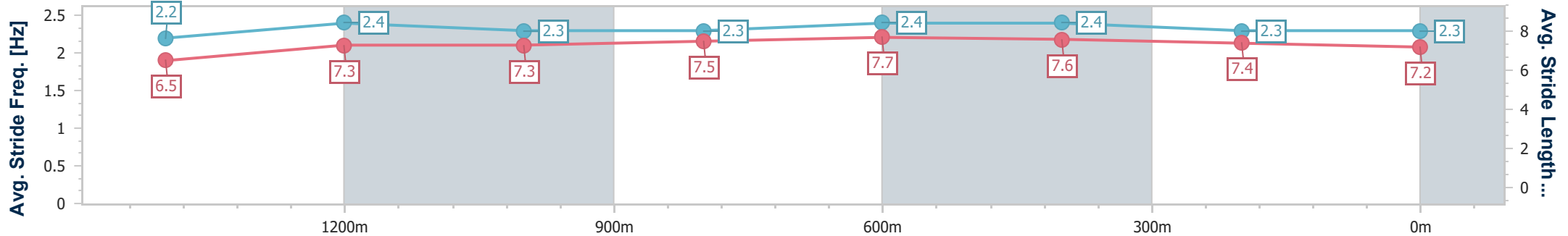
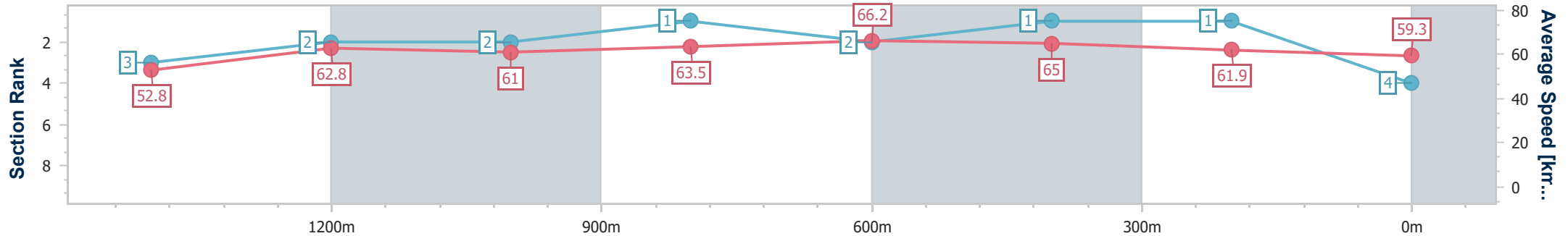
Townsville QLD Professional
Race 1: CLIPSAL-SCHNEIDER BENCHMARK 70 Handicap - 1609m



08 June 2024 - 13:57

Track Rating: Soft 5, Weather: Fine, Rail Position: True

Section	Overall	1400m	1200m	1000m	800m	600m	400m	200m					
Section Times	1:35.64 [4] (0:14.51)	1:21.13 [3] (0:11.62)	1:09.51 [2] (0:11.81)	0:57.70 [2] (0:11.42)	0:46.28 [1] (0:10.99)	0:35.29 [2] (0:11.27)	0:24.02 [1] (0:11.75)	0:12.27 [1] (0:12.27)					
Average Speed [km/h]	52.8	62.8	61.0	63.5	66.2	65.0	61.9	59.3					
Top Speed [km/h]	62.8	64.9	62.0	65.9	67.0	67.5	63.0	60.8					
Avg. Dist. to Rail [m]	10.2	3.2	1.7	1.2	2.0	3.7	4.7	5.2					
Avg. Stride Freq. [Hz]	2.2	2.4	2.3	2.3	2.4	2.4	2.3	2.3					
Avg. Stride Length [m]	6.5	7.3	7.3	7.5	7.7	7.6	7.4	7.2					



- [] Ranking at each section and finish
- .-.- No data available at this section
- NA No data available



Horse/Jockey Name	Olympic Korchnoi
Final Rank	5
Fastest Section Time (Section)	0:10.97 (800m)
Top Speed [km/h] (Section)	66.5 (800m)
Race State	Finished



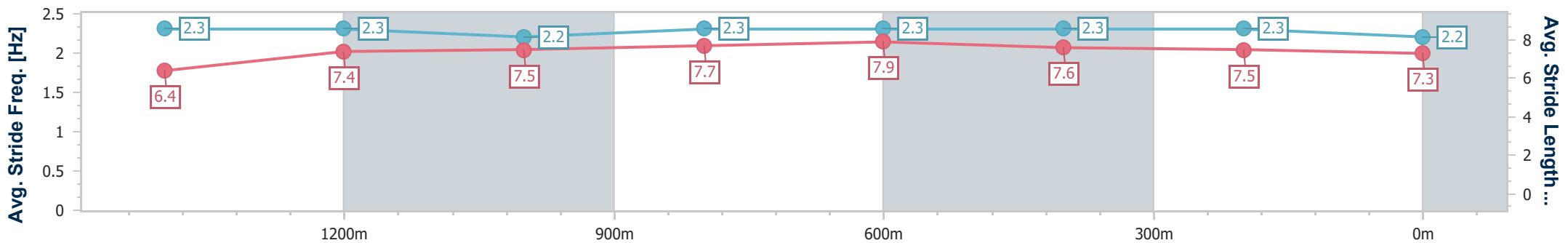
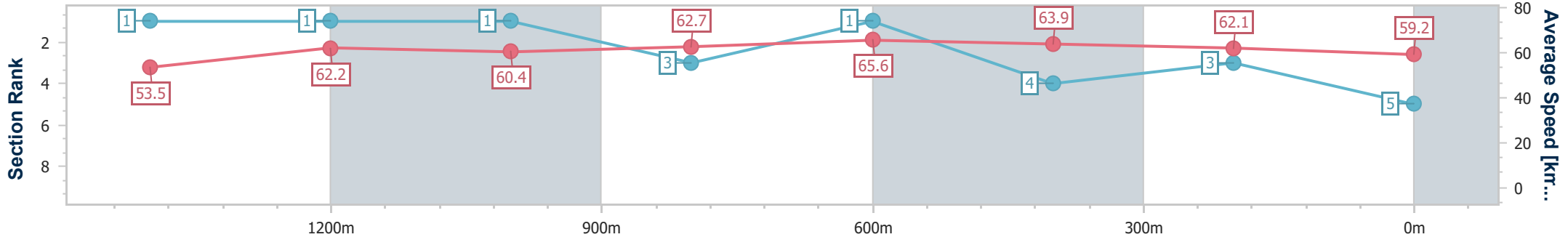
Townsville QLD Professional
Race 1: CLIPSAL-SCHNEIDER BENCHMARK 70 Handicap - 1609m



08 June 2024 - 13:57

Track Rating: Soft 5, Weather: Fine, Rail Position: True

Section	Overall	1400m	1200m	1000m	800m	600m	400m	200m					
Section Times	1:35.67 [5] (0:14.32)	1:21.35 [1] (0:11.68)	1:09.67 [1] (0:11.90)	0:57.77 [1] (0:11.48)	0:46.29 [3] (0:10.97)	0:35.32 [1] (0:11.41)	0:23.91 [4] (0:11.63)	0:12.28 [3] (0:12.28)					
Average Speed [km/h]	53.5	62.2	60.4	62.7	65.6	63.9	62.1	59.2					
Top Speed [km/h]	64.2	63.9	61.3	64.8	66.5	65.7	63.6	60.5					
Avg. Dist. to Rail [m]	9.3	2.0	1.4	0.5	0.4	2.1	2.2	3.6					
Avg. Stride Freq. [Hz]	2.3	2.3	2.2	2.3	2.3	2.3	2.3	2.2					
Avg. Stride Length [m]	6.4	7.4	7.5	7.7	7.9	7.6	7.5	7.3					



- [] Ranking at each section and finish
- .-.- No data available at this section
- NA No data available



Horse/Jockey Name	Joe's Giggle
Final Rank	6
Fastest Section Time (Section)	0:11.05 (800m)
Top Speed [km/h] (Section)	67.9 (600m)
Race State	Finished



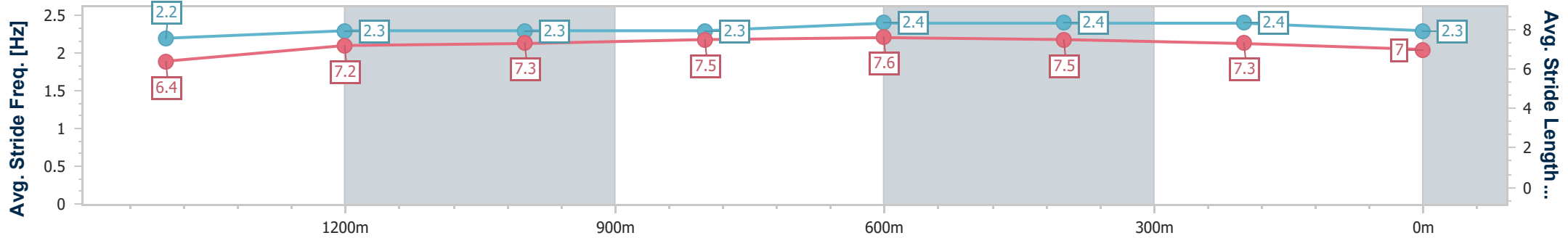
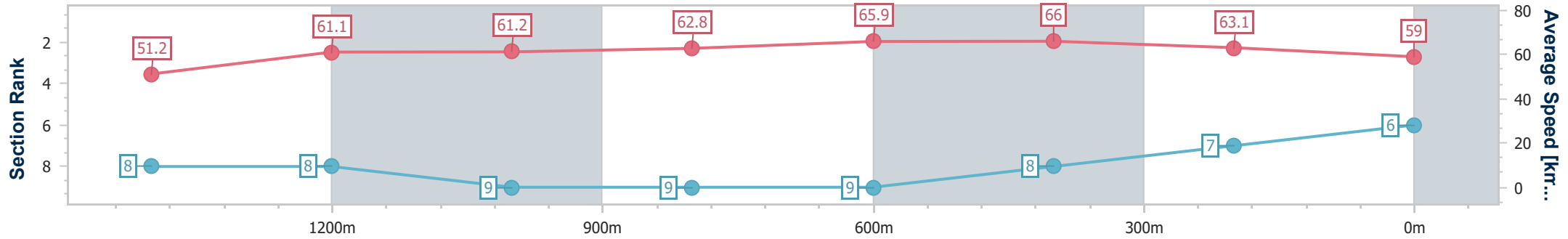
Townsville QLD Professional
Race 1: CLIPSAL-SCHNEIDER BENCHMARK 70 Handicap - 1609m

08 June 2024 - 13:57

Track Rating: Soft 5, Weather: Fine, Rail Position: True



Section	Overall	1400m	1200m	1000m	800m	600m	400m	200m					
Section Times	1:36.04 [6] (0:14.88)	1:21.16 [8] (0:11.89)	1:09.27 [8] (0:11.79)	0:57.48 [9] (0:11.54)	0:45.94 [9] (0:11.05)	0:34.89 [9] (0:11.05)	0:23.84 [8] (0:11.50)	0:12.34 [7] (0:12.34)					
Average Speed [km/h]	51.2	61.1	61.2	62.8	65.9	66.0	63.1	59.0					
Top Speed [km/h]	60.7	61.6	63.0	65.5	67.1	67.9	65.7	61.4					
Avg. Dist. to Rail [m]	7.5	2.7	2.2	1.5	2.1	2.8	5.5	8.0					
Avg. Stride Freq. [Hz]	2.2	2.3	2.3	2.3	2.4	2.4	2.4	2.3					
Avg. Stride Length [m]	6.4	7.2	7.3	7.5	7.6	7.5	7.3	7.0					



- [] Ranking at each section and finish
- .-.- No data available at this section
- NA No data available



Horse/Jockey Name	Edification
Final Rank	7
Fastest Section Time (Section)	0:11.10 (800m)
Top Speed [km/h] (Section)	67.3 (600m)
Race State	Finished



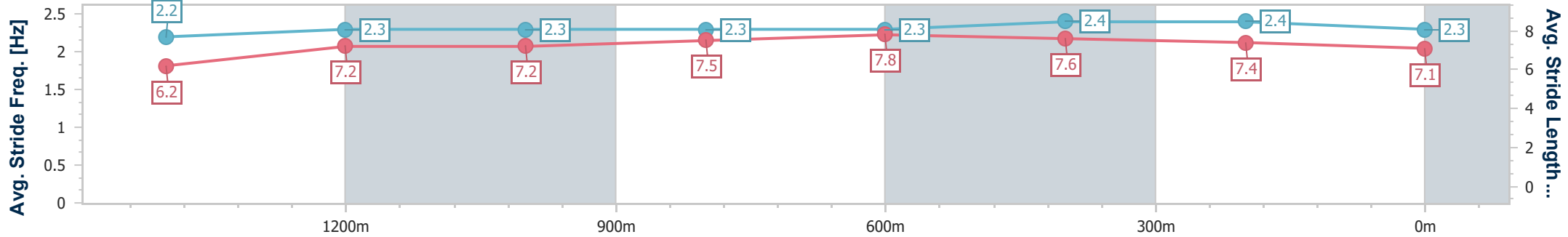
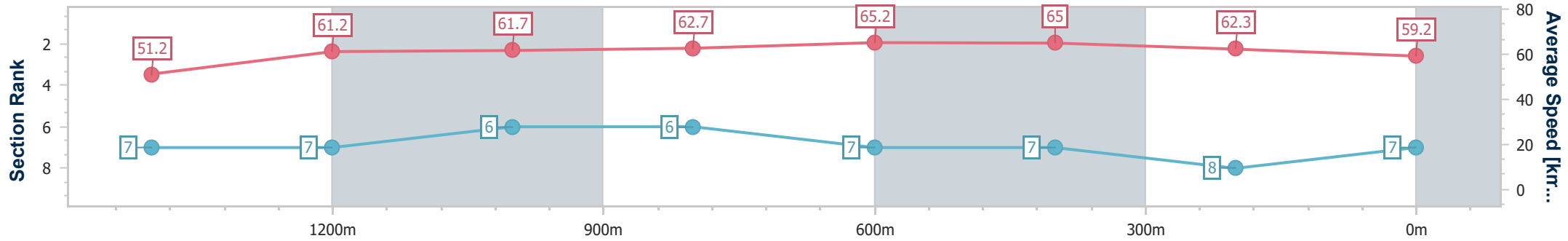
Townsville QLD Professional
Race 1: CLIPSAL-SCHNEIDER BENCHMARK 70 Handicap - 1609m



08 June 2024 - 13:57

Track Rating: Soft 5, Weather: Fine, Rail Position: True

Section	Overall	1400m	1200m	1000m	800m	600m	400m	200m
Section Times	1:36.07 [7] (0:14.81)	1:21.26 [7] (0:11.80)	1:09.46 [7] (0:11.67)	0:57.79 [6] (0:11.53)	0:46.26 [6] (0:11.10)	0:35.16 [7] (0:11.24)	0:23.92 [7] (0:11.62)	0:12.30 [8] (0:12.30)
Average Speed [km/h]	51.2	61.2	61.7	62.7	65.2	65.0	62.3	59.2
Top Speed [km/h]	61.3	61.9	62.5	64.9	67.3	67.3	64.7	60.8
Avg. Dist. to Rail [m]	4.7	1.1	1.0	0.6	1.5	2.9	3.3	5.1
Avg. Stride Freq. [Hz]	2.2	2.3	2.3	2.3	2.3	2.4	2.4	2.3
Avg. Stride Length [m]	6.2	7.2	7.2	7.5	7.8	7.6	7.4	7.1



- [] Ranking at each section and finish
- .-.- No data available at this section
- NA No data available



Horse/Jockey Name	Zouhope
Final Rank	8
Fastest Section Time (Section)	0:10.99 (800m)
Top Speed [km/h] (Section)	67.7 (800m)
Race State	Finished



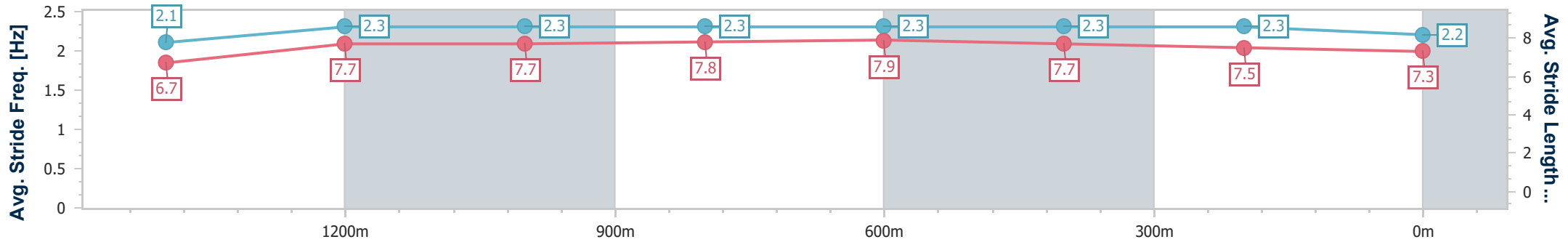
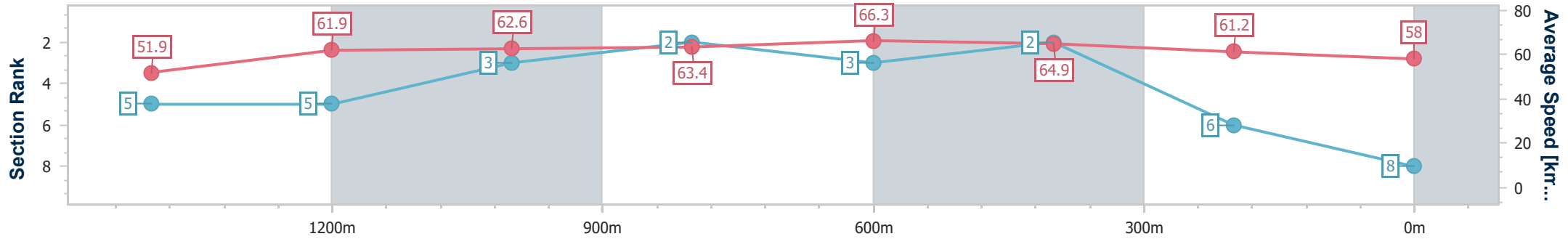
Townsville QLD Professional
Race 1: CLIPSAL-SCHNEIDER BENCHMARK 70 Handicap - 1609m

08 June 2024 - 13:57

Track Rating: Soft 5, Weather: Fine, Rail Position: True



Section	Overall	1400m	1200m	1000m	800m	600m	400m	200m
Section Times	1:36.11 [8] (0:14.69)	1:21.42 [5] (0:11.72)	1:09.70 [5] (0:11.54)	0:58.16 [3] (0:11.42)	0:46.74 [2] (0:10.99)	0:35.75 [3] (0:11.32)	0:24.43 [2] (0:11.86)	0:12.57 [6] (0:12.57)
Average Speed [km/h]	51.9	61.9	62.6	63.4	66.3	64.9	61.2	58.0
Top Speed [km/h]	62.2	63.5	63.3	66.5	67.7	66.7	63.0	59.3
Avg. Dist. to Rail [m]	8.6	2.1	2.0	1.4	2.4	4.1	6.2	8.1
Avg. Stride Freq. [Hz]	2.1	2.3	2.3	2.3	2.3	2.3	2.3	2.2
Avg. Stride Length [m]	6.7	7.7	7.7	7.8	7.9	7.7	7.5	7.3



- [] Ranking at each section and finish
- .-.- No data available at this section
- NA No data available



Horse/Jockey Name	Rupert's Boy
Final Rank	9
Fastest Section Time (Section)	0:11.06 (800m)
Top Speed [km/h] (Section)	67.7 (600m)
Race State	Finished



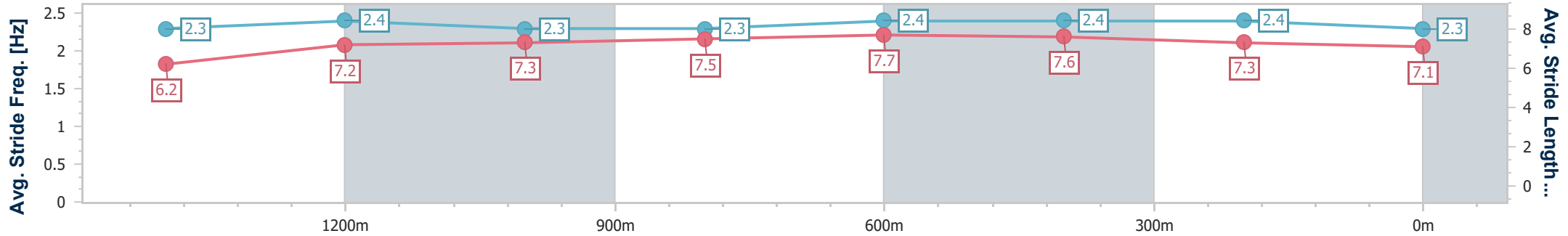
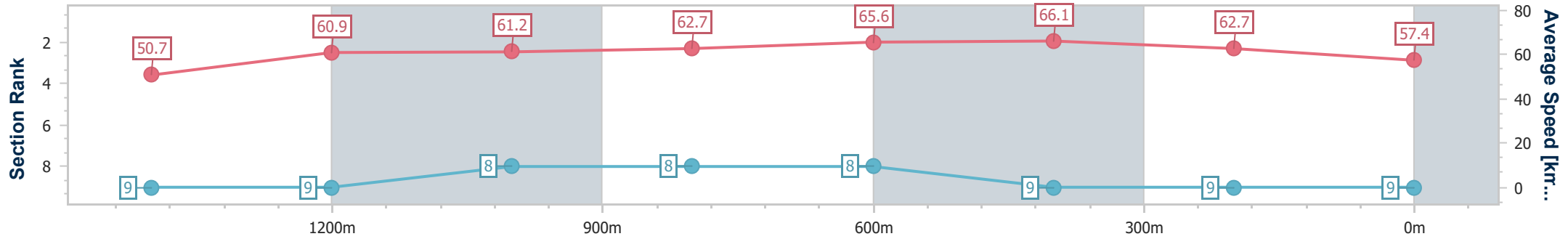
Townsville QLD Professional
Race 1: CLIPSAL-SCHNEIDER BENCHMARK 70 Handicap - 1609m

08 June 2024 - 13:57

Track Rating: Soft 5, Weather: Fine, Rail Position: True



Section	Overall	1400m	1200m	1000m	800m	600m	400m	200m					
Section Times	1:36.49 [9] (0:14.94)	1:21.55 [9] (0:11.85)	1:09.70 [9] (0:11.75)	0:57.95 [8] (0:11.53)	0:46.42 [8] (0:11.06)	0:35.36 [8] (0:11.09)	0:24.27 [9] (0:11.61)	0:12.66 [9] (0:12.66)					
Average Speed [km/h]	50.7	60.9	61.2	62.7	65.6	66.1	62.7	57.4					
Top Speed [km/h]	61.0	61.7	63.2	65.6	66.9	67.7	64.9	60.9					
Avg. Dist. to Rail [m]	5.6	0.5	0.3	0.5	1.9	3.5	6.3	7.6					
Avg. Stride Freq. [Hz]	2.3	2.4	2.3	2.3	2.4	2.4	2.4	2.3					
Avg. Stride Length [m]	6.2	7.2	7.3	7.5	7.7	7.6	7.3	7.1					



- [] Ranking at each section and finish
- .-.- No data available at this section
- NA No data available