



# Toowoomba QLD Professional

## Race 9: ENTERPRISE LEGAL Maiden Plate - 1000m

08 June 2024 - 20:49



Track Rating: Good 4, Weather: Fine, Rail Position: True

Section		Overall	800m	600m	400m	200m	Last 600m					
Field Times		1:01.18 (0:14.26)	0:46.92 (0:11.29)	0:35.63 (0:11.72)	0:23.91 (0:11.65)	0:12.26 (0:12.26)	0:35.63					
Rank	TAB Horse/Jockey	Barrier	Top Speed [km/h]	Fastest Section	Margin					Distance Travelled [m]		
1	4 PAN A MILLION Les Tilley	4	65.5 800m	0:11.33 800m	1:01.18 [1] (0:14.31)	0:46.87 [2] (0:11.33)	0:35.54 [2] (0:11.63)	0:23.91 [1] (0:11.65)	0:12.26 [1] (0:12.26)	1:01.18	0:35.54	
2	3 DUN WITH ROSES Georgina Cartwright	7	66.2 800m	0:11.28 800m	1:01.41 [2] (0:14.46)	0:46.95 [4] (0:11.28)	0:35.67 [3] (0:11.54)	0:24.13 [2] (0:11.87)	0:12.26 [2] (0:12.26)	1.3L	0:35.67	+5
3	9 SUNCRAFT Cecily Eaton	9	65.1 Overall	0:11.42 800m	1:01.48 [3] (0:14.38)	0:47.10 [3] (0:11.42)	0:35.68 [4] (0:11.71)	0:23.97 [4] (0:11.81)	0:12.16 [3] (0:12.16)	1.6L	0:35.68	+10
4	5 BLESSED DAY Karl Zechner	8	64.7 800m	0:11.49 800m	1:02.03 [4] (0:14.70)	0:47.33 [6] (0:11.49)	0:35.84 [7] (0:11.86)	0:23.98 [7] (0:11.77)	0:12.21 [5] (0:12.21)	4.9L	0:35.84	+9
5	6 DOLLY DISCO Stacey Callow	10	66.6 800m	0:11.34 800m	1:02.13 [5] (0:14.77)	0:47.36 [8] (0:11.34)	0:36.02 [6] (0:11.83)	0:24.19 [6] (0:11.92)	0:12.27 [6] (0:12.27)	5.4L	0:36.02	+8
6	8 MONTAGLIARI Montanna Savva	6	65.2 800m	0:11.29 800m	1:02.26 [6] (0:14.26)	0:48.00 [1] (0:11.29)	0:36.71 [1] (0:11.79)	0:24.92 [3] (0:12.18)	0:12.74 [4] (0:12.74)	6.2L	0:36.71	+3
7	7 DOLLY'S FANCY Alisha Donald	5	64.2 800m	0:11.42 800m	1:03.17 [7] (0:14.53)	0:48.64 [5] (0:11.42)	0:37.22 [5] (0:11.95)	0:25.27 [5] (0:12.43)	0:12.84 [7] (0:12.84)	11.5L	0:37.22	+4
8	2 WINNING GAZE Wayne O'Connell	3	61.6 800m	0:11.93 800m	1:07.38 [8] (0:14.74)	0:52.64 [7] (0:11.93)	0:40.71 [8] (0:12.75)	0:27.96 [8] (0:13.22)	0:14.74 [8] (0:14.74)	36.3L	0:40.71	-3

Scratched: Oxfordshire (#1), Keyboard (#10)



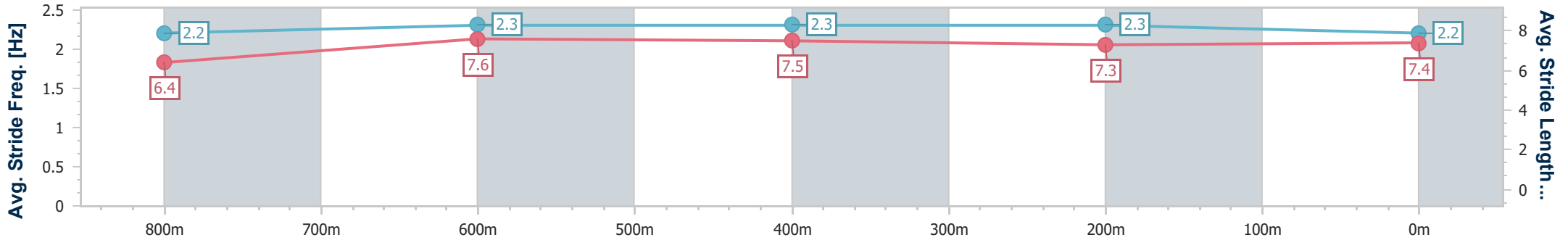
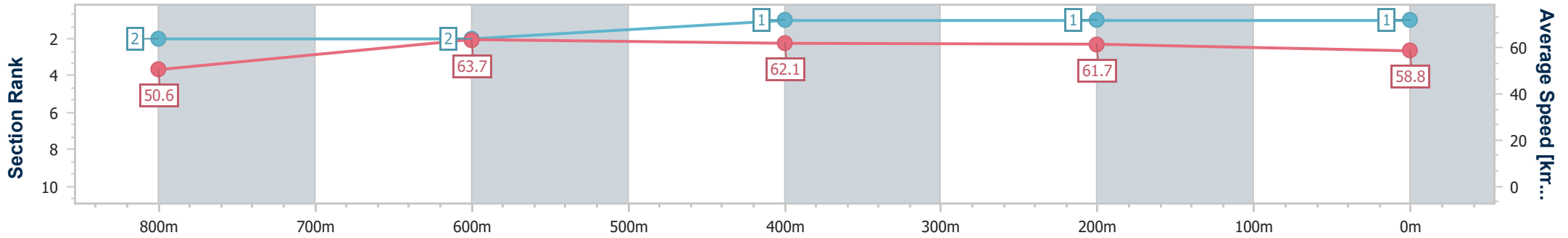
Horse/Jockey Name	Pan A Million
Final Rank	1
Fastest Section Time (Section)	0:11.33 (800m)
Top Speed [km/h] (Section)	65.5 (800m)
Race State	Finished



**Toowoomba QLD Professional**  
**Race 9: ENTERPRISE LEGAL Maiden Plate - 1000m**  
 08 June 2024 - 20:49  
 Track Rating: Good 4, Weather: Fine, Rail Position: True



Section	Overall	800m	600m	400m	200m
Section Times	1:01.18 [1] (0:14.31)	0:46.87 [2] (0:11.33)	0:35.54 [2] (0:11.63)	0:23.91 [1] (0:11.65)	0:12.26 [1] (0:12.26)
Average Speed [km/h]	50.6	63.7	62.1	61.7	58.8
Top Speed [km/h]	63.7	65.5	63.9	63.0	60.7
Avg. Dist. to Rail [m]	3.0	1.1	0.3	0.5	1.2
Avg. Stride Freq. [Hz]	2.2	2.3	2.3	2.3	2.2
Avg. Stride Length [m]	6.4	7.6	7.5	7.3	7.4



- [ ] Ranking at each section and finish
- .-.- No data available at this section
- NA No data available



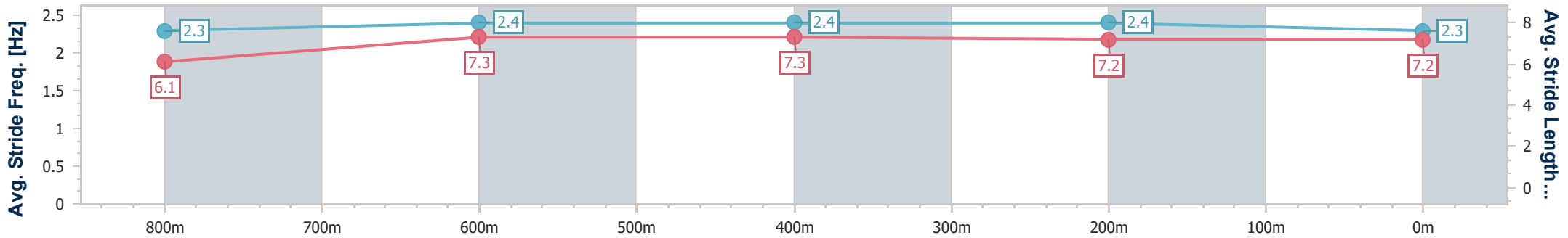
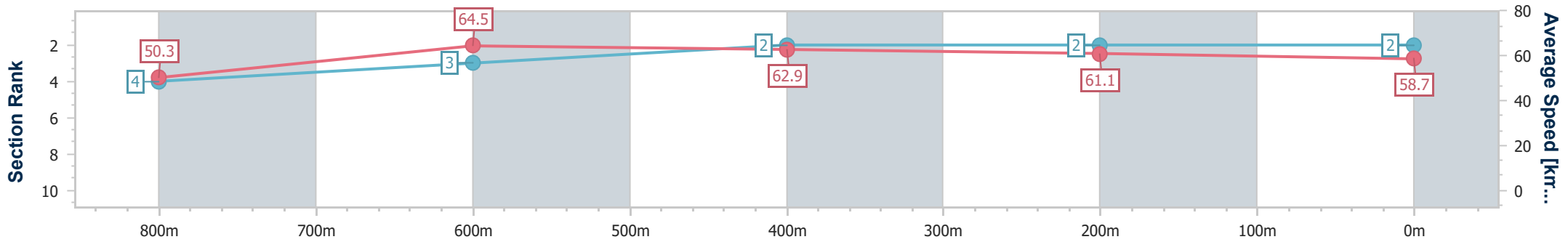
Horse/Jockey Name	Dun With Roses
Final Rank	2
Fastest Section Time (Section)	0:11.28 (800m)
Top Speed [km/h] (Section)	66.2 (800m)
Race State	Finished



**Toowoomba QLD Professional**  
**Race 9: ENTERPRISE LEGAL Maiden Plate - 1000m**  
**08 June 2024 - 20:49**  
**Track Rating: Good 4, Weather: Fine, Rail Position: True**



Section	Overall	800m	600m	400m	200m
Section Times	1:01.41 [2] (0:14.46)	0:46.95 [4] (0:11.28)	0:35.67 [3] (0:11.54)	0:24.13 [2] (0:11.87)	0:12.26 [2] (0:12.26)
Average Speed [km/h]	50.3	64.5	62.9	61.1	58.7
Top Speed [km/h]	66.0	66.2	64.6	63.2	60.2
Avg. Dist. to Rail [m]	3.7	3.2	1.6	2.0	1.9
Avg. Stride Freq. [Hz]	2.3	2.4	2.4	2.4	2.3
Avg. Stride Length [m]	6.1	7.3	7.3	7.2	7.2



- [ ] Ranking at each section and finish
- .-.- No data available at this section
- NA No data available



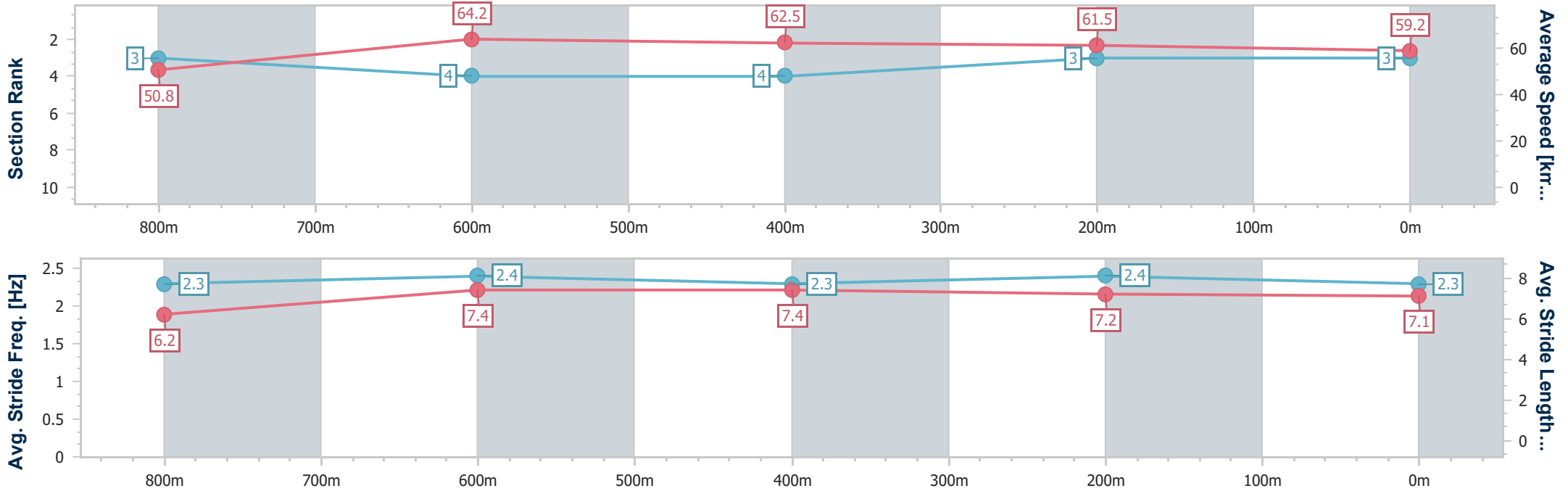
Horse/Jockey Name	Suncraft
Final Rank	3
Fastest Section Time (Section)	0:11.42 (800m)
Top Speed [km/h] (Section)	65.1 (Overall)
Race State	Finished



Toowoomba QLD Professional  
 Race 9: ENTERPRISE LEGAL Maiden Plate - 1000m  
 08 June 2024 - 20:49  
 Track Rating: Good 4, Weather: Fine, Rail Position: True



Section	Overall	800m	600m	400m	200m
Section Times	1:01.48 [3] (0:14.38)	0:47.10 [3] (0:11.42)	0:35.68 [4] (0:11.71)	0:23.97 [4] (0:11.81)	0:12.16 [3] (0:12.16)
Average Speed [km/h]	50.8	64.2	62.5	61.5	59.2
Top Speed [km/h]	65.1	64.9	63.9	62.7	60.6
Avg. Dist. to Rail [m]	4.8	4.6	3.0	3.0	3.2
Avg. Stride Freq. [Hz]	2.3	2.4	2.3	2.4	2.3
Avg. Stride Length [m]	6.2	7.4	7.4	7.2	7.1



- [ ] Ranking at each section and finish
- .-.- No data available at this section
- NA No data available



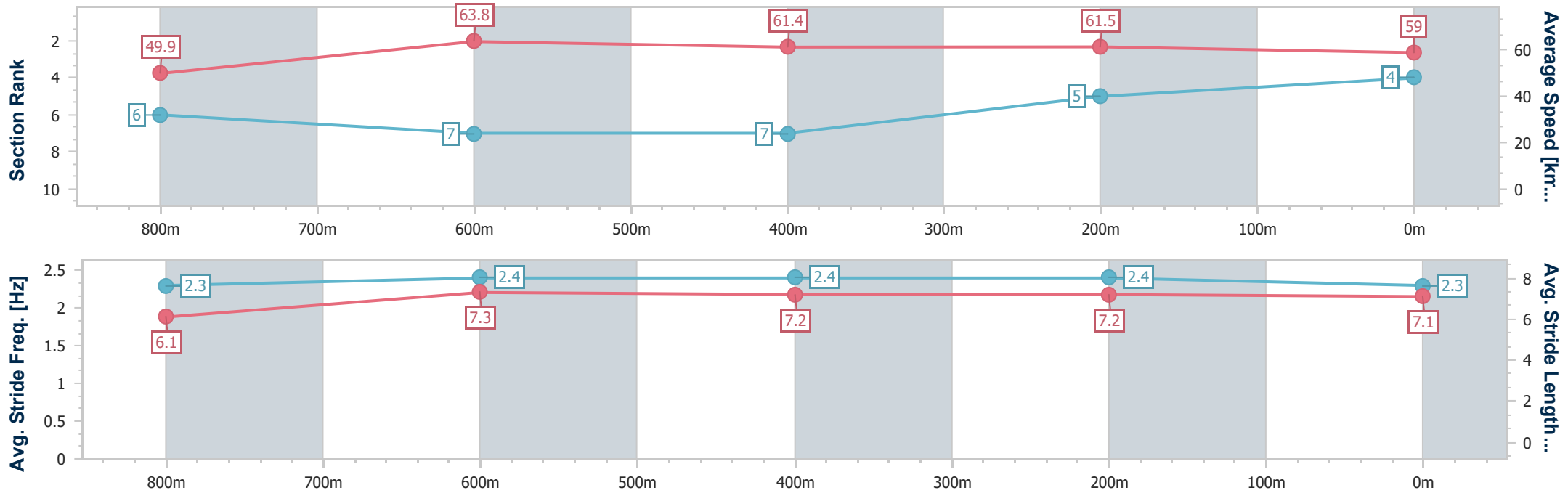
Horse/Jockey Name	Blessed Day
Final Rank	4
Fastest Section Time (Section)	0:11.49 (800m)
Top Speed [km/h] (Section)	64.7 (800m)
Race State	Finished



Toowoomba QLD Professional  
 Race 9: ENTERPRISE LEGAL Maiden Plate - 1000m  
 08 June 2024 - 20:49  
 Track Rating: Good 4, Weather: Fine, Rail Position: True



Section	Overall	800m	600m	400m	200m
Section Times	1:02.03 [4] (0:14.70)	0:47.33 [6] (0:11.49)	0:35.84 [7] (0:11.86)	0:23.98 [7] (0:11.77)	0:12.21 [5] (0:12.21)
Average Speed [km/h]	49.9	63.8	61.4	61.5	59.0
Top Speed [km/h]	64.2	64.7	62.8	62.6	61.0
Avg. Dist. to Rail [m]	8.5	4.2	2.6	1.8	1.4
Avg. Stride Freq. [Hz]	2.3	2.4	2.4	2.4	2.3
Avg. Stride Length [m]	6.1	7.3	7.2	7.2	7.1



- [ ] Ranking at each section and finish
- .-.- No data available at this section
- NA No data available



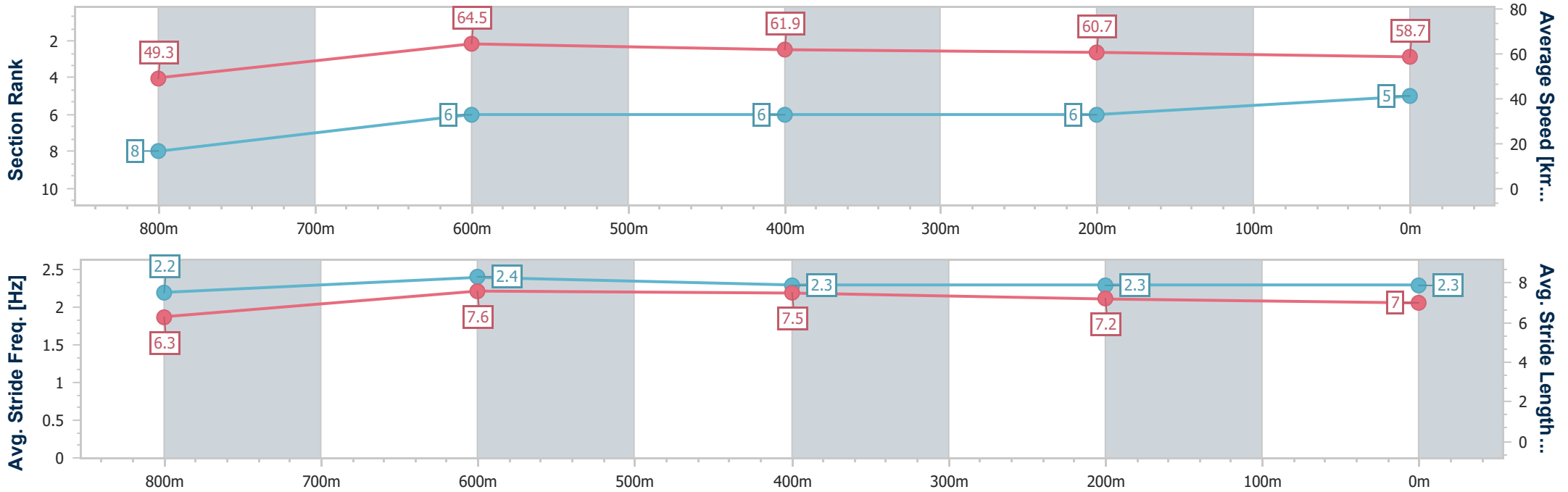
Horse/Jockey Name	Dolly Disco
Final Rank	5
Fastest Section Time (Section)	0:11.34 (800m)
Top Speed [km/h] (Section)	66.6 (800m)
Race State	Finished



Toowoomba QLD Professional  
 Race 9: ENTERPRISE LEGAL Maiden Plate - 1000m  
 08 June 2024 - 20:49  
 Track Rating: Good 4, Weather: Fine, Rail Position: True



Section	Overall	800m	600m	400m	200m
Section Times	1:02.13 [5] (0:14.77)	0:47.36 [8] (0:11.34)	0:36.02 [6] (0:11.83)	0:24.19 [6] (0:11.92)	0:12.27 [6] (0:12.27)
Average Speed [km/h]	49.3	64.5	61.9	60.7	58.7
Top Speed [km/h]	65.5	66.6	63.4	62.7	60.3
Avg. Dist. to Rail [m]	5.4	3.7	3.4	2.5	3.8
Avg. Stride Freq. [Hz]	2.2	2.4	2.3	2.3	2.3
Avg. Stride Length [m]	6.3	7.6	7.5	7.2	7.0



- [ ] Ranking at each section and finish
- .-.- No data available at this section
- NA No data available



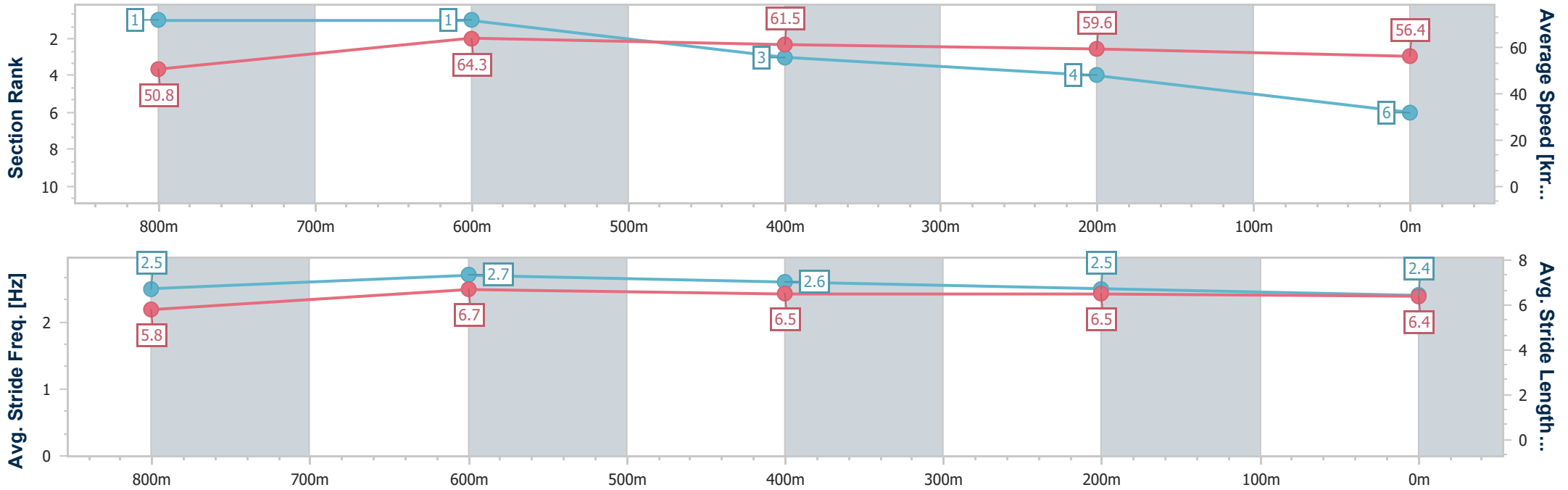
Horse/Jockey Name	Montagliari
Final Rank	6
Fastest Section Time (Section)	0:11.29 (800m)
Top Speed [km/h] (Section)	65.2 (800m)
Race State	Finished



Toowoomba QLD Professional  
 Race 9: ENTERPRISE LEGAL Maiden Plate - 1000m  
 08 June 2024 - 20:49  
 Track Rating: Good 4, Weather: Fine, Rail Position: True



Section	Overall	800m	600m	400m	200m
Section Times	1:02.26 [6] (0:14.26)	0:48.00 [1] (0:11.29)	0:36.71 [1] (0:11.79)	0:24.92 [3] (0:12.18)	0:12.74 [4] (0:12.74)
Average Speed [km/h]	50.8	64.3	61.5	59.6	56.4
Top Speed [km/h]	64.5	65.2	64.1	61.3	58.2
Avg. Dist. to Rail [m]	3.3	1.9	1.8	1.4	1.0
Avg. Stride Freq. [Hz]	2.5	2.7	2.6	2.5	2.4
Avg. Stride Length [m]	5.8	6.7	6.5	6.5	6.4



- [ ] Ranking at each section and finish
- .-.- No data available at this section
- NA No data available



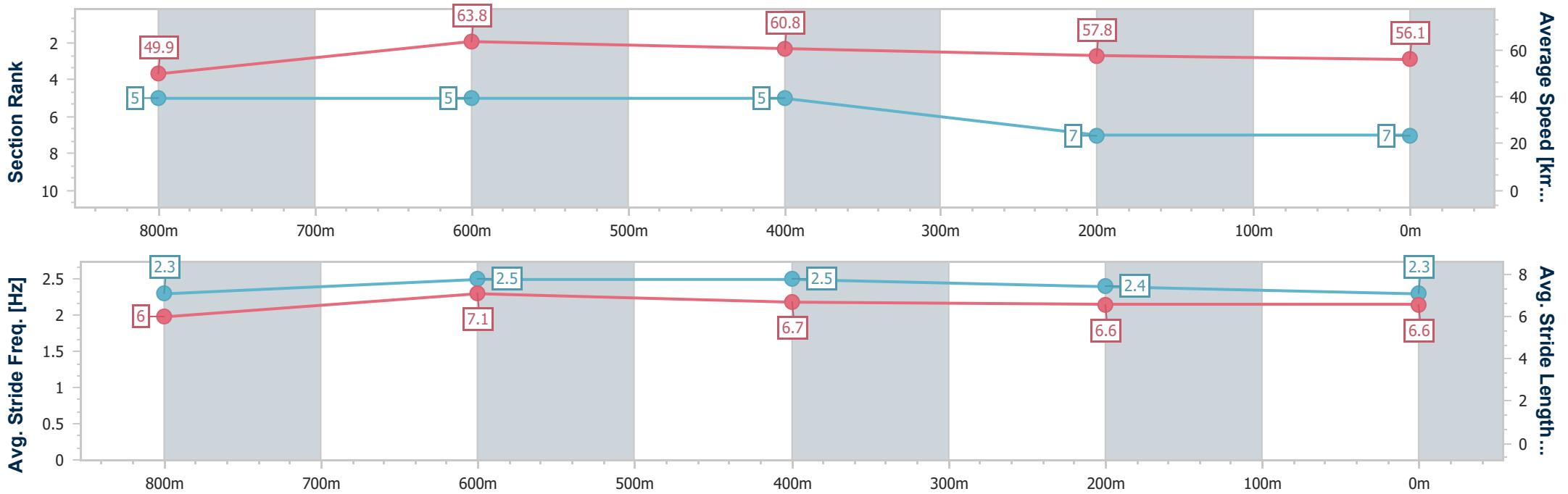
Horse/Jockey Name	Dolly's Fancy
Final Rank	7
Fastest Section Time (Section)	0:11.42 (800m)
Top Speed [km/h] (Section)	64.2 (800m)
Race State	Finished



Toowoomba QLD Professional  
 Race 9: ENTERPRISE LEGAL Maiden Plate - 1000m  
 08 June 2024 - 20:49  
 Track Rating: Good 4, Weather: Fine, Rail Position: True



Section	Overall	800m	600m	400m	200m
Section Times	1:03.17 [7] (0:14.53)	0:48.64 [5] (0:11.42)	0:37.22 [5] (0:11.95)	0:25.27 [5] (0:12.43)	0:12.84 [7] (0:12.84)
Average Speed [km/h]	49.9	63.8	60.8	57.8	56.1
Top Speed [km/h]	64.0	64.2	62.7	59.8	58.0
Avg. Dist. to Rail [m]	3.2	3.2	1.7	0.7	0.4
Avg. Stride Freq. [Hz]	2.3	2.5	2.5	2.4	2.3
Avg. Stride Length [m]	6.0	7.1	6.7	6.6	6.6



- [ ] Ranking at each section and finish
- .-.- No data available at this section
- NA No data available





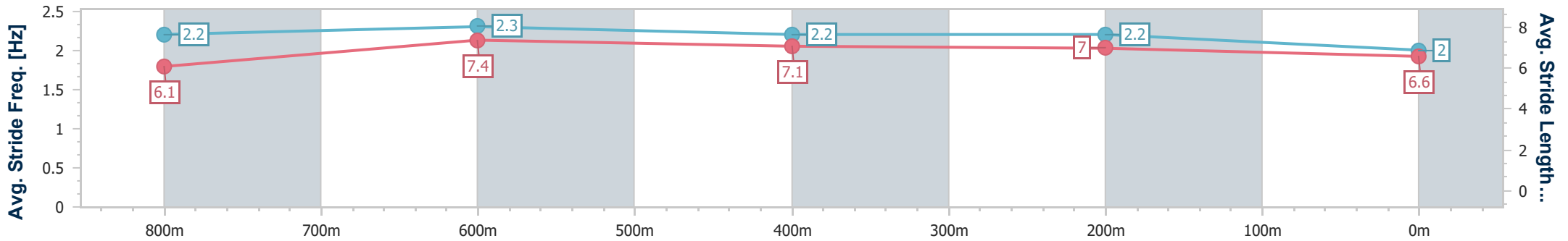
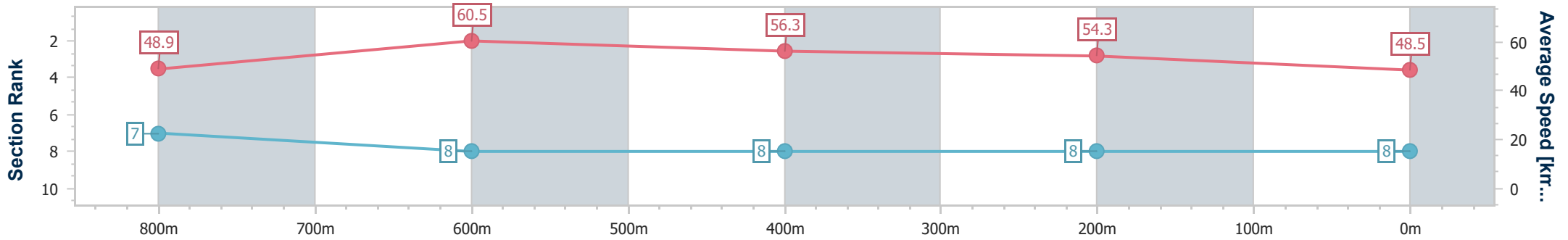
Horse/Jockey Name	Winning Gaze
Final Rank	8
Fastest Section Time (Section)	0:11.93 (800m)
Top Speed [km/h] (Section)	61.6 (800m)
Race State	Finished



Toowoomba QLD Professional  
 Race 9: ENTERPRISE LEGAL Maiden Plate - 1000m  
 08 June 2024 - 20:49  
 Track Rating: Good 4, Weather: Fine, Rail Position: True



Section	Overall	800m	600m	400m	200m
Section Times	1:07.38 [8] (0:14.74)	0:52.64 [7] (0:11.93)	0:40.71 [8] (0:12.75)	0:27.96 [8] (0:13.22)	0:14.74 [8] (0:14.74)
Average Speed [km/h]	48.9	60.5	56.3	54.3	48.5
Top Speed [km/h]	61.2	61.6	59.8	55.6	52.2
Avg. Dist. to Rail [m]	2.0	0.4	0.7	0.7	0.4
Avg. Stride Freq. [Hz]	2.2	2.3	2.2	2.2	2.0
Avg. Stride Length [m]	6.1	7.4	7.1	7.0	6.6



- [ ] Ranking at each section and finish
- .-.- No data available at this section
- NA No data available