



Eagle Farm QLD Professional

Race 8: SEVEN QUEENSLAND OAKS - 2200m

08 June 2024 - 15:56



BRISBANE
RACING CLUB

Track Rating: Good 4, Weather: Fine, Rail Position: +2.5m Entire

Section		Overall	2000m	1800m	1600m	1400m	1200m	1000m	Last 600m				
Field Times		2:17.43 (0:14.68)	2:02.75 (0:12.14)	1:50.61 (0:12.51)	1:38.10 (0:12.44)	1:25.66 (0:12.33)	1:13.33 (0:12.05)	1:01.28 (0:12.17)	0:37.16				
Rank	TAB Horse/Jockey	Barrier	Top Speed [km/h]	Fastest Section									Distance Travelled [m]
1	7 SOCKS NATION Ryan Maloney	11	62.5 600m	0:11.92 800m	2:17.43 [1] (0:14.68)	2:02.75 [1] (0:12.34)	1:50.41 [2] (0:12.56)	1:37.85 [2] (0:12.48)	1:25.37 [2] (0:12.29)	1:13.08 [2] (0:12.01)	1:01.07 [2] (0:12.20)	0:36.95	
2	12 OUR GOLD HOPE Craig Williams	13	63.1 800m	0:11.72 600m	2:17.47 [2] (0:14.71)	2:02.76 [2] (0:12.70)	1:50.06 [4] (0:12.79)	1:37.27 [4] (0:12.72)	1:24.55 [5] (0:12.44)	1:12.11 [5] (0:12.12)	0:59.99 [4] (0:12.03)	0:36.21	+0
3	8 MISS JOELENE James Orman	22	65.6 800m	0:11.33 600m	2:17.92 [3] (0:16.20)	2:01.72 [18] (0:12.51)	1:49.21 [16] (0:12.77)	1:36.44 [15] (0:12.63)	1:23.81 [15] (0:12.46)	1:11.35 [15] (0:12.21)	0:59.14 [15] (0:11.92)	0:35.80	-8
4	14 KIND WORDS Mark Zahra	23	66.0 800m	0:11.43 800m	2:18.00 [4] (0:15.45)	2:02.55 [10] (0:12.76)	1:49.79 [11] (0:12.86)	1:36.93 [13] (0:12.76)	1:24.17 [13] (0:12.49)	1:11.68 [13] (0:12.32)	0:59.36 [13] (0:11.91)	0:36.02	+15
5	11 MARE OF MT BULLER Tommy Berry	2	64.1 600m	0:11.46 600m	2:18.03 [5] (0:14.92)	2:03.11 [5] (0:12.63)	1:50.48 [5] (0:12.73)	1:37.75 [5] (0:12.59)	1:25.16 [4] (0:12.42)	1:12.74 [4] (0:12.31)	1:00.43 [5] (0:12.03)	0:36.69	-8
6	6 MOLLYNICKERS Carleen Hefel	8	64.6 600m	0:11.66 600m	2:18.13 [6] (0:15.49)	2:02.64 [12] (0:12.51)	1:50.13 [10] (0:12.67)	1:37.46 [9] (0:12.64)	1:24.82 [9] (0:12.49)	1:12.33 [8] (0:12.33)	1:00.00 [9] (0:11.84)	0:36.46	+4
7	10 GOOD BANTER Jamie Kah	5	63.8 600m	0:11.70 800m	2:18.38 [7] (0:14.94)	2:03.44 [6] (0:12.68)	1:50.76 [6] (0:12.74)	1:38.02 [6] (0:12.70)	1:25.32 [6] (0:12.49)	1:12.83 [6] (0:12.21)	1:00.62 [6] (0:11.91)	0:37.01	+4
8	1 MOLLY BLOOM Blake Shinn	10	63.6 1000m	0:11.54 800m	2:18.38 [8] (0:15.81)	2:02.57 [14] (0:12.49)	1:50.08 [12] (0:12.61)	1:37.47 [11] (0:12.74)	1:24.73 [11] (0:12.48)	1:12.25 [12] (0:12.32)	0:59.93 [12] (0:11.93)	0:36.46	-4
9	9 AHURIRI John Allen	21	67.0 800m	0:11.27 800m	2:18.51 [9] (0:15.84)	2:02.67 [15] (0:12.93)	1:49.74 [17] (0:12.72)	1:37.02 [16] (0:12.66)	1:24.36 [16] (0:12.49)	1:11.87 [16] (0:12.28)	0:59.59 [16] (0:11.95)	0:36.37	+13
10	3 AMAZONIAN LASS Adam Hyeronimus	18	63.3 600m	0:11.77 600m	2:18.53 [10] (0:14.77)	2:03.76 [4] (0:12.34)	1:51.42 [3] (0:12.74)	1:38.68 [3] (0:12.74)	1:25.94 [3] (0:12.38)	1:13.56 [3] (0:12.13)	1:01.43 [3] (0:12.19)	0:37.44	+12

Scratched: Ring Me Up (#23), Tutta La Vita (#2), Ala Moana (#22), Kenyada (#21), Grey Ice (#20)

[] Ranking at each section and finish
 -:-:- No data available at this section
 NA No data available

SCN Saddle cloth number
 DNF Did not finish
 DNT Did not track



Eagle Farm QLD Professional

Race 8: SEVEN QUEENSLAND OAKS - 2200m

08 June 2024 - 15:56



BRISBANE
RACING CLUB

Track Rating: Good 4, Weather: Fine, Rail Position: +2.5m Entire

Section		Overall	2000m	1800m	1600m	1400m	1200m	1000m	Last 600m					
Field Times		2:17.43 (0:14.68)	2:02.75 (0:12.14)	1:50.61 (0:12.51)	1:38.10 (0:12.44)	1:25.66 (0:12.33)	1:13.33 (0:12.05)	1:01.28 (0:12.17)	0:37.16					
Rank	TAB Horse/Jockey	Barrier	Top Speed [km/h]	Fastest Section										Distance Travelled [m]
11	18 FIRESTORM Nash Rawiller	12	67.7 800m	0:11.36 800m	2:18.53 [11] (0:15.24)	2:03.29 [9] (0:12.72)	1:50.57 [9] (0:12.83)	1:37.74 [10] (0:12.76)	1:24.98 [10] (0:12.49)	1:12.49 [10] (0:12.36)	1:00.13 [11] (0:12.09)	0:36.68	+14	
12	13 OCEANS OF ENERGY Damien Thornton	1	62.6 800m	0:11.95 800m	2:18.53 [12] (0:14.75)	2:03.78 [3] (0:12.07)	1:51.71 [1] (0:12.51)	1:39.20 [1] (0:12.44)	1:26.76 [1] (0:12.33)	1:14.43 [1] (0:12.05)	1:02.38 [1] (0:12.17)	0:38.26	-6	
13	17 CONCELLO Vlad Duric	7	63.5 1000m	0:11.61 600m	2:18.61 [13] (0:15.48)	2:03.13 [11] (0:12.88)	1:50.25 [13] (0:12.65)	1:37.60 [12] (0:12.64)	1:24.96 [11] (0:12.45)	1:12.51 [11] (0:12.28)	1:00.23 [10] (0:11.88)	0:36.68	+4	
14	15 GENTILESCHI Zac Lloyd	4	63.3 600m	0:11.57 600m	2:18.77 [14] (0:15.21)	2:03.56 [8] (0:12.55)	1:51.01 [7] (0:12.75)	1:38.26 [7] (0:12.62)	1:25.64 [7] (0:12.48)	1:13.16 [7] (0:12.36)	1:00.80 [7] (0:11.93)	0:37.11	-9	
15	5 MOONLIGHT MAGIC Michael Dee	6	64.3 600m	0:11.66 800m	2:19.12 [15] (0:15.18)	2:03.94 [7] (0:12.67)	1:51.27 [8] (0:12.73)	1:38.54 [8] (0:12.70)	1:25.84 [8] (0:12.54)	1:13.30 [9] (0:12.26)	1:01.04 [8] (0:11.84)	0:37.54	+5	
16	16 UNIQUE AMBITION Michael Rodd	20	66.3 800m	0:11.32 800m	2:19.22 [16] (0:15.91)	2:03.31 [16] (0:12.79)	1:50.52 [15] (0:12.86)	1:37.66 [17] (0:12.66)	1:25.00 [17] (0:12.53)	1:12.47 [17] (0:12.18)	1:00.29 [17] (0:11.89)	0:37.08	+7	
17	19 CALLISTEMON Ron Stewart	17	64.5 1000m	0:11.52 800m	2:21.97 [17] (0:16.08)	2:05.89 [17] (0:12.80)	1:53.09 [18] (0:12.70)	1:40.39 [18] (0:12.68)	1:27.71 [18] (0:12.53)	1:15.18 [18] (0:12.17)	1:03.01 [18] (0:11.87)	0:39.62	-5	
18	4 SCARLET OAK James McDonald	15	64.8 800m	0:11.42 800m	2:26.15 [18] (0:15.69)	2:10.46 [13] (0:12.82)	1:57.64 [14] (0:12.80)	1:44.84 [14] (0:12.69)	1:32.15 [14] (0:12.47)	1:19.68 [14] (0:12.21)	1:07.47 [14] (0:11.82)	0:44.23	+5	

Scratched: Ring Me Up (#23), Tutta La Vita (#2), Ala Moana (#22), Kenyada (#21), Grey Ice (#20)



Eagle Farm QLD Professional

Race 8: SEVEN QUEENSLAND OAKS - 2200m

08 June 2024 - 15:56



BRISBANE
RACING CLUB

Track Rating: Good 4, Weather: Fine, Rail Position: +2.5m Entire

Section						800m	600m	400m	200m	Last 600m	
Field Times						0:49.11 (0:11.95)	0:37.16 (0:12.04)	0:25.12 (0:12.16)	0:12.96 (0:12.96)	0:37.16	
Rank	TAB	Horse/Jockey	Barrier	Top Speed [km/h]	Fastest Section					Margin	Distance Travelled [m]
1	7	SOCKS NATION Ryan Maloney	11	62.5 600m	0:11.92 800m	0:48.87 [2] (0:11.92)	0:36.95 [2] (0:11.92)	0:25.03 [2] (0:12.07)	0:12.96 [1] (0:12.96)	2:17.43	0:36.95
2	12	OUR GOLD HOPE Craig Williams	13	63.1 800m	0:11.72 600m	0:47.96 [4] (0:11.75)	0:36.21 [4] (0:11.72)	0:24.49 [5] (0:11.78)	0:12.71 [3] (0:12.71)	0.24L	0:36.21 +0
3	8	MISS JOELENE James Orman	22	65.6 800m	0:11.33 600m	0:47.22 [15] (0:11.42)	0:35.80 [15] (0:11.33)	0:24.47 [10] (0:11.65)	0:12.82 [7] (0:12.82)	2.85L	0:35.80 -8
4	14	KIND WORDS Mark Zahra	23	66.0 800m	0:11.43 800m	0:47.45 [14] (0:11.43)	0:36.02 [14] (0:11.66)	0:24.36 [15] (0:11.68)	0:12.68 [9] (0:12.68)	3.36L	0:36.02 +15
5	11	MARE OF MT BULLER Tommy Berry	2	64.1 600m	0:11.46 600m	0:48.40 [5] (0:11.71)	0:36.69 [5] (0:11.46)	0:25.23 [3] (0:12.03)	0:13.20 [4] (0:13.20)	3.52L	0:36.69 -8
6	6	MOLLYNICKERS Carleen Hefel	8	64.6 600m	0:11.66 600m	0:48.16 [9] (0:11.70)	0:36.46 [9] (0:11.66)	0:24.80 [9] (0:11.93)	0:12.87 [8] (0:12.87)	4.1L	0:36.46 +4
7	10	GOOD BANTER Jamie Kah	5	63.8 600m	0:11.70 800m	0:48.71 [6] (0:11.70)	0:37.01 [6] (0:11.74)	0:25.27 [6] (0:11.99)	0:13.28 [6] (0:13.28)	5.6L	0:37.01 +4
8	1	MOLLY BLOOM Blake Shinn	10	63.6 1000m	0:11.54 800m	0:48.00 [11] (0:11.54)	0:36.46 [12] (0:11.68)	0:24.78 [13] (0:11.88)	0:12.90 [11] (0:12.90)	5.6L	0:36.46 -4
9	9	AHURIRI John Allen	21	67.0 800m	0:11.27 800m	0:47.64 [18] (0:11.27)	0:36.37 [17] (0:11.80)	0:24.57 [17] (0:11.83)	0:12.74 [15] (0:12.74)	6.34L	0:36.37 +13
10	3	AMAZONIAN LASS Adam Hyeronimus	18	63.3 600m	0:11.77 600m	0:49.24 [3] (0:11.80)	0:37.44 [3] (0:11.77)	0:25.67 [4] (0:12.17)	0:13.50 [5] (0:13.50)	6.45L	0:37.44 +12

Scratched: Ring Me Up (#23), Tutta La Vita (#2), Ala Moana (#22), Kenyada (#21), Grey Ice (#20)

Report Created: Sat 8 June 2024 16:16 GMT+10 (Note: Timing is based on position data)

Page 3/22

[] Ranking at each section and finish
 -:-:- No data available at this section
 NA No data available

SCN Saddle cloth number
 DNF Did not finish
 DNT Did not track

data processed by TRIPLES DATA



Eagle Farm QLD Professional

Race 8: SEVEN QUEENSLAND OAKS - 2200m

08 June 2024 - 15:56



BRISBANE
RACING CLUB

Track Rating: Good 4, Weather: Fine, Rail Position: +2.5m Entire

Section										Last 600m	
Field Times										0:37.16	
Rank	TAB Horse/Jockey	Barrier	Top Speed [km/h]	Fastest Section	800m	600m	400m	200m	Margin	Distance Travelled [m]	
11	18 FIRESTORM Nash Rawiller	12	67.7 800m	0:11.36 800m	0:48.04 [12] (0:11.36)	0:36.68 [10] (0:11.71)	0:24.97 [12] (0:12.01)	0:12.96 [13] (0:12.96)	6.49L	0:36.68	+14
12	13 OCEANS OF ENERGY Damien Thornton	1	62.6 800m	0:11.95 800m	0:50.21 [1] (0:11.95)	0:38.26 [1] (0:12.04)	0:26.22 [1] (0:12.45)	0:13.77 [2] (0:13.77)	6.49L	0:38.26	-6
13	17 CONCELLO Vlad Duric	7	63.5 1000m	0:11.61 600m	0:48.35 [10] (0:11.67)	0:36.68 [13] (0:11.61)	0:25.07 [11] (0:12.27)	0:12.80 [16] (0:12.80)	6.95L	0:36.68	+4
14	15 GENTILESCHI Zac Lloyd	4	63.3 600m	0:11.57 600m	0:48.87 [7] (0:11.76)	0:37.11 [8] (0:11.57)	0:25.54 [7] (0:12.15)	0:13.39 [10] (0:13.39)	7.91L	0:37.11	-9
15	5 MOONLIGHT MAGIC Michael Dee	6	64.3 600m	0:11.66 800m	0:49.20 [8] (0:11.66)	0:37.54 [7] (0:11.74)	0:25.80 [8] (0:12.21)	0:13.59 [12] (0:13.59)	9.91L	0:37.54	+5
16	16 UNIQUE AMBITION Michael Rodd	20	66.3 800m	0:11.32 800m	0:48.40 [16] (0:11.32)	0:37.08 [16] (0:11.46)	0:25.62 [14] (0:12.13)	0:13.49 [14] (0:13.49)	10.53L	0:37.08	+7
17	19 CALLISTEMON Ron Stewart	17	64.5 1000m	0:11.52 800m	0:51.14 [17] (0:11.52)	0:39.62 [18] (0:12.03)	0:27.59 [18] (0:13.03)	0:14.56 [17] (0:14.56)	26.68L	0:39.62	-5
18	4 SCARLET OAK James McDonald	15	64.8 800m	0:11.42 800m	0:55.65 [13] (0:11.42)	0:44.23 [11] (0:11.89)	0:32.34 [16] (0:14.09)	0:18.25 [18] (0:18.25)	51.3L	0:44.23	+5

Scratched: Ring Me Up (#23), Tutta La Vita (#2), Ala Moana (#22), Kenyada (#21), Grey Ice (#20)



Horse/Jockey Name	Socks Nation
Final Rank	1
Fastest Section Time (Section)	0:11.92 (800m)
Top Speed [km/h] (Section)	62.5 (600m)
Race State	Finished



Eagle Farm QLD Professional
Race 8: SEVEN QUEENSLAND OAKS - 2200m

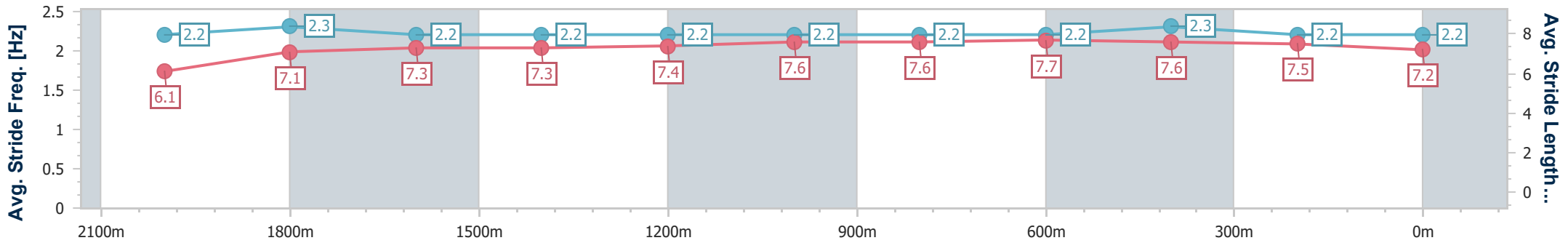
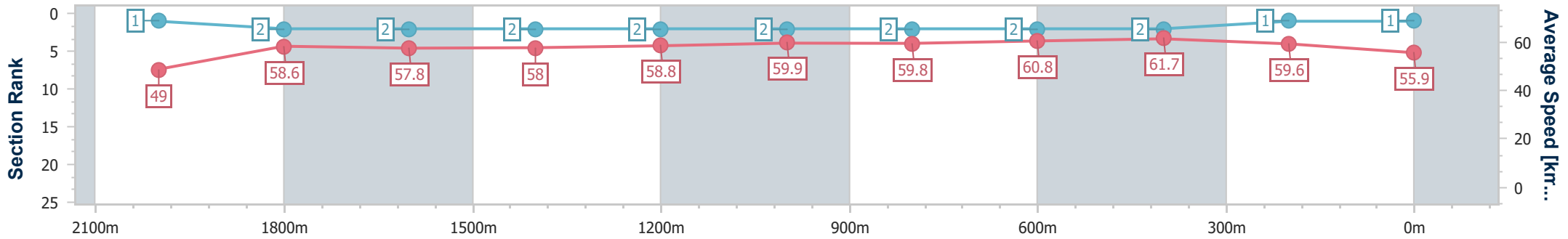
08 June 2024 - 15:56

Track Rating: Good 4, Weather: Fine, Rail Position: +2.5m Entire



BRISBANE RACING CLUB

Section	Overall	2000m	1800m	1600m	1400m	1200m	1000m	800m	600m	400m	200m
Section Times	2:17.43 [1] (0:14.68)	2:02.75 [1] (0:12.34)	1:50.41 [2] (0:12.56)	1:37.85 [2] (0:12.48)	1:25.37 [2] (0:12.29)	1:13.08 [2] (0:12.01)	1:01.07 [2] (0:12.20)	0:48.87 [2] (0:11.92)	0:36.95 [2] (0:11.92)	0:25.03 [2] (0:12.07)	0:12.96 [1] (0:12.96)
Average Speed [km/h]	49.0	58.6	57.8	58.0	58.8	59.9	59.8	60.8	61.7	59.6	55.9
Top Speed [km/h]	60.8	59.8	59.0	59.1	59.5	61.0	60.9	61.8	62.5	62.4	56.1
Avg. Dist. to Rail [m]	4.3	0.8	1.3	2.0	2.0	2.5	2.2	2.1	4.0	7.2	6.3
Avg. Stride Freq. [Hz]	2.2	2.3	2.2	2.2	2.2	2.2	2.2	2.2	2.3	2.2	2.2
Avg. Stride Length [m]	6.1	7.1	7.3	7.3	7.4	7.6	7.6	7.7	7.6	7.5	7.2



- [] Ranking at each section and finish
- .-.- No data available at this section
- NA No data available



Horse/Jockey Name	Our Gold Hope
Final Rank	2
Fastest Section Time (Section)	0:11.72 (600m)
Top Speed [km/h] (Section)	63.1 (800m)
Race State	Finished



Eagle Farm QLD Professional
Race 8: SEVEN QUEENSLAND OAKS - 2200m

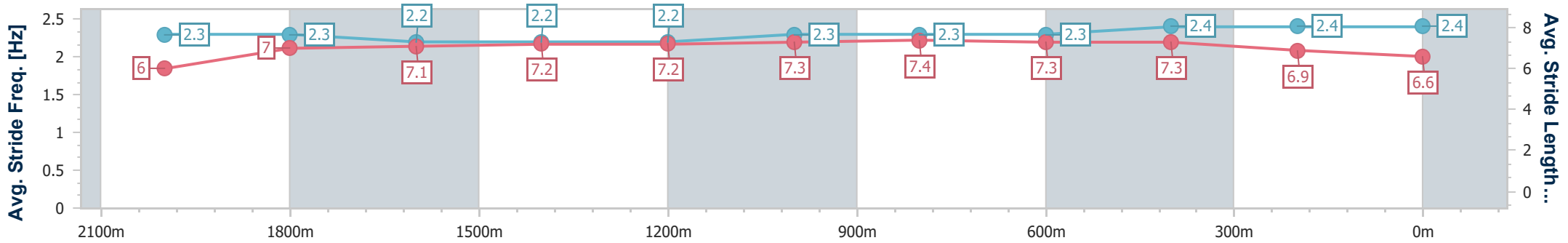
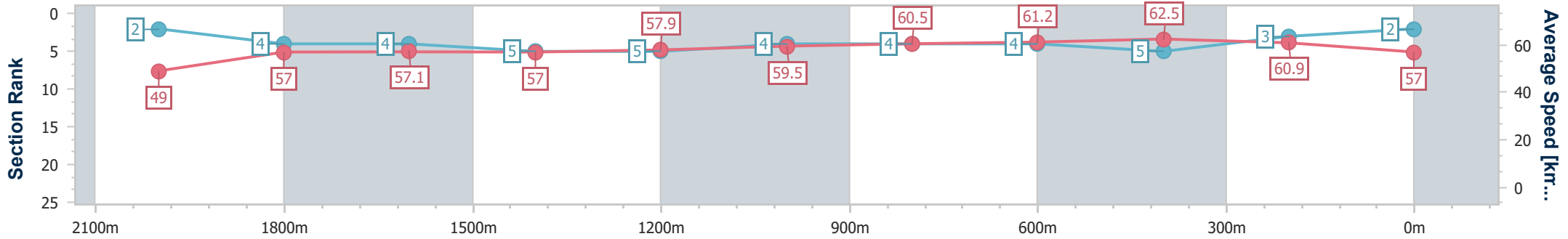
08 June 2024 - 15:56

Track Rating: Good 4, Weather: Fine, Rail Position: +2.5m Entire



BRISBANE RACING CLUB

Section	Overall	2000m	1800m	1600m	1400m	1200m	1000m	800m	600m	400m	200m
Section Times	2:17.47 [2] (0:14.71)	2:02.76 [2] (0:12.70)	1:50.06 [4] (0:12.79)	1:37.27 [4] (0:12.72)	1:24.55 [5] (0:12.44)	1:12.11 [5] (0:12.12)	0:59.99 [4] (0:12.03)	0:47.96 [4] (0:11.75)	0:36.21 [4] (0:11.72)	0:24.49 [5] (0:11.78)	0:12.71 [3] (0:12.71)
Average Speed [km/h]	49.0	57.0	57.1	57.0	57.9	59.5	60.5	61.2	62.5	60.9	57.0
Top Speed [km/h]	62.5	59.2	58.3	58.4	58.6	60.9	61.2	63.1	63.1	63.0	58.4
Avg. Dist. to Rail [m]	6.1	1.5	2.7	2.1	2.2	2.6	1.6	0.7	2.9	7.1	5.9
Avg. Stride Freq. [Hz]	2.3	2.3	2.2	2.2	2.2	2.3	2.3	2.3	2.4	2.4	2.4
Avg. Stride Length [m]	6.0	7.0	7.1	7.2	7.2	7.3	7.4	7.3	7.3	6.9	6.6



- [] Ranking at each section and finish
- .-.- No data available at this section
- NA No data available



Horse/Jockey Name	Miss Joelene
Final Rank	3
Fastest Section Time (Section)	0:11.33 (600m)
Top Speed [km/h] (Section)	65.6 (800m)
Race State	Finished



Eagle Farm QLD Professional
Race 8: SEVEN QUEENSLAND OAKS - 2200m

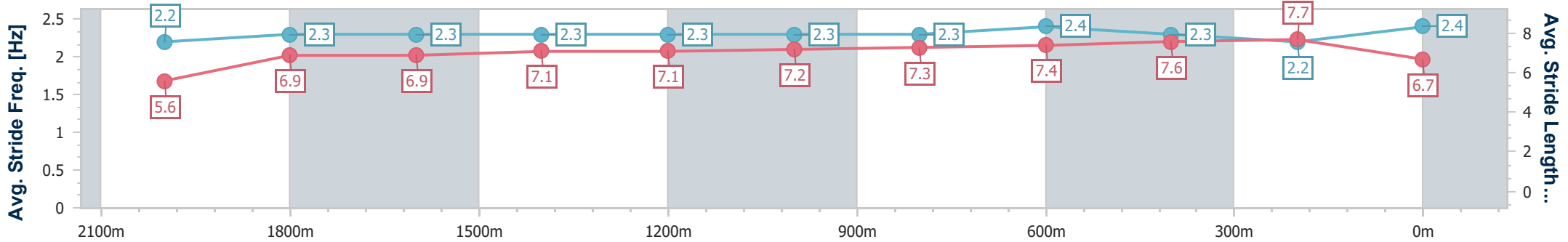
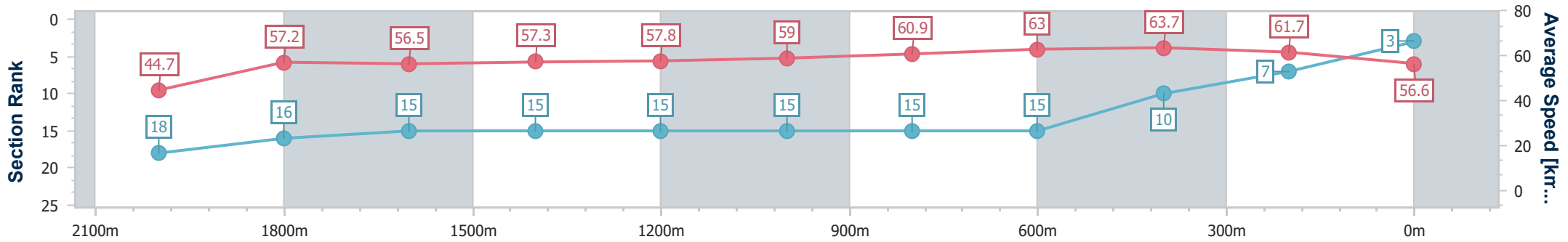
08 June 2024 - 15:56

Track Rating: Good 4, Weather: Fine, Rail Position: +2.5m Entire



BRISBANE RACING CLUB

Section	Overall	2000m	1800m	1600m	1400m	1200m	1000m	800m	600m	400m	200m
Section Times	2:17.92 [3] (0:16.20)	2:01.72 [18] (0:12.51)	1:49.21 [16] (0:12.77)	1:36.44 [15] (0:12.63)	1:23.81 [15] (0:12.46)	1:11.35 [15] (0:12.21)	0:59.14 [15] (0:11.92)	0:47.22 [15] (0:11.42)	0:35.80 [15] (0:11.33)	0:24.47 [10] (0:11.65)	0:12.82 [7] (0:12.82)
Average Speed [km/h]	44.7	57.2	56.5	57.3	57.8	59.0	60.9	63.0	63.7	61.7	56.6
Top Speed [km/h]	57.4	59.9	57.8	58.0	60.1	60.4	64.1	65.6	65.4	63.2	59.2
Avg. Dist. to Rail [m]	8.6	0.9	0.7	0.9	1.9	2.2	0.8	0.2	1.2	8.5	9.0
Avg. Stride Freq. [Hz]	2.2	2.3	2.3	2.3	2.3	2.3	2.3	2.4	2.3	2.2	2.4
Avg. Stride Length [m]	5.6	6.9	6.9	7.1	7.1	7.2	7.3	7.4	7.6	7.7	6.7



- [] Ranking at each section and finish
- .-.- No data available at this section
- NA No data available



Horse/Jockey Name	Kind Words
Final Rank	4
Fastest Section Time (Section)	0:11.43 (800m)
Top Speed [km/h] (Section)	66.0 (800m)
Race State	Finished



Eagle Farm QLD Professional
Race 8: SEVEN QUEENSLAND OAKS - 2200m

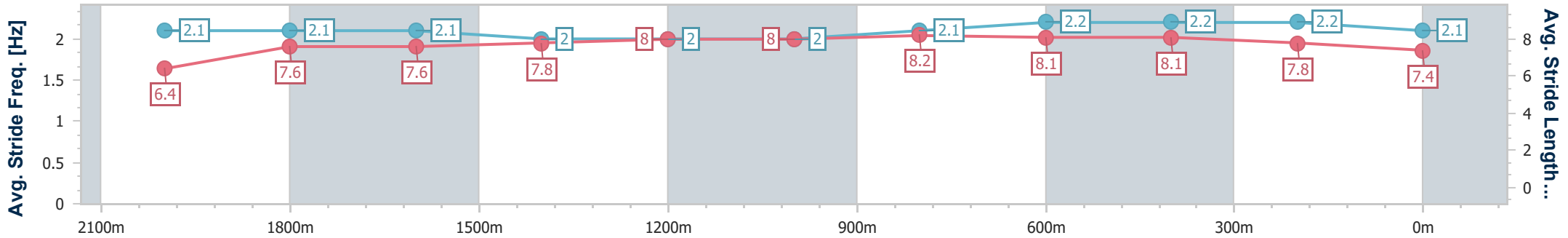
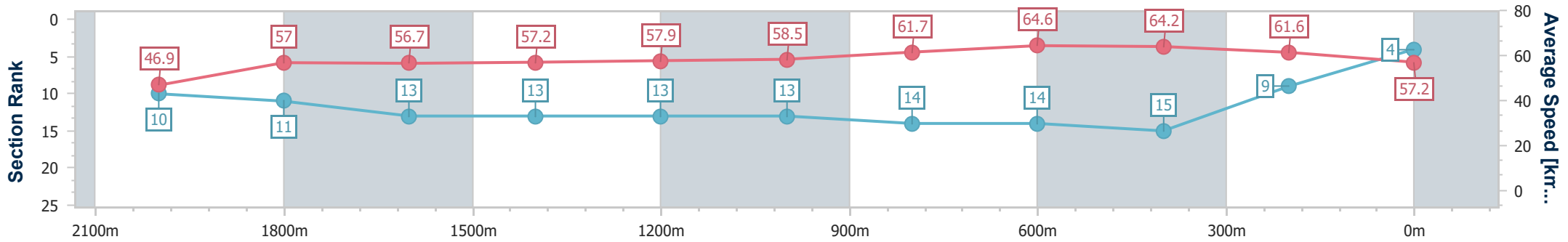
08 June 2024 - 15:56

Track Rating: Good 4, Weather: Fine, Rail Position: +2.5m Entire



BRISBANE RACING CLUB

Section	Overall	2000m	1800m	1600m	1400m	1200m	1000m	800m	600m	400m	200m
Section Times	2:18.00 [4] (0:15.45)	2:02.55 [10] (0:12.76)	1:49.79 [11] (0:12.86)	1:36.93 [13] (0:12.76)	1:24.17 [13] (0:12.49)	1:11.68 [13] (0:12.32)	0:59.36 [13] (0:11.91)	0:47.45 [14] (0:11.43)	0:36.02 [14] (0:11.66)	0:24.36 [15] (0:11.68)	0:12.68 [9] (0:12.68)
Average Speed [km/h]	46.9	57.0	56.7	57.2	57.9	58.5	61.7	64.6	64.2	61.6	57.2
Top Speed [km/h]	58.7	58.3	58.4	58.4	59.1	59.5	64.6	66.0	64.6	64.0	59.0
Avg. Dist. to Rail [m]	11.1	1.8	2.7	3.7	3.8	4.2	4.0	5.8	7.4	12.6	12.5
Avg. Stride Freq. [Hz]	2.1	2.1	2.1	2.0	2.0	2.0	2.1	2.2	2.2	2.2	2.1
Avg. Stride Length [m]	6.4	7.6	7.6	7.8	8.0	8.0	8.2	8.1	8.1	7.8	7.4



- [] Ranking at each section and finish
- .-.- No data available at this section
- NA No data available



Horse/Jockey Name	Mare Of Mt Buller
Final Rank	5
Fastest Section Time (Section)	0:11.46 (600m)
Top Speed [km/h] (Section)	64.1 (600m)
Race State	Finished

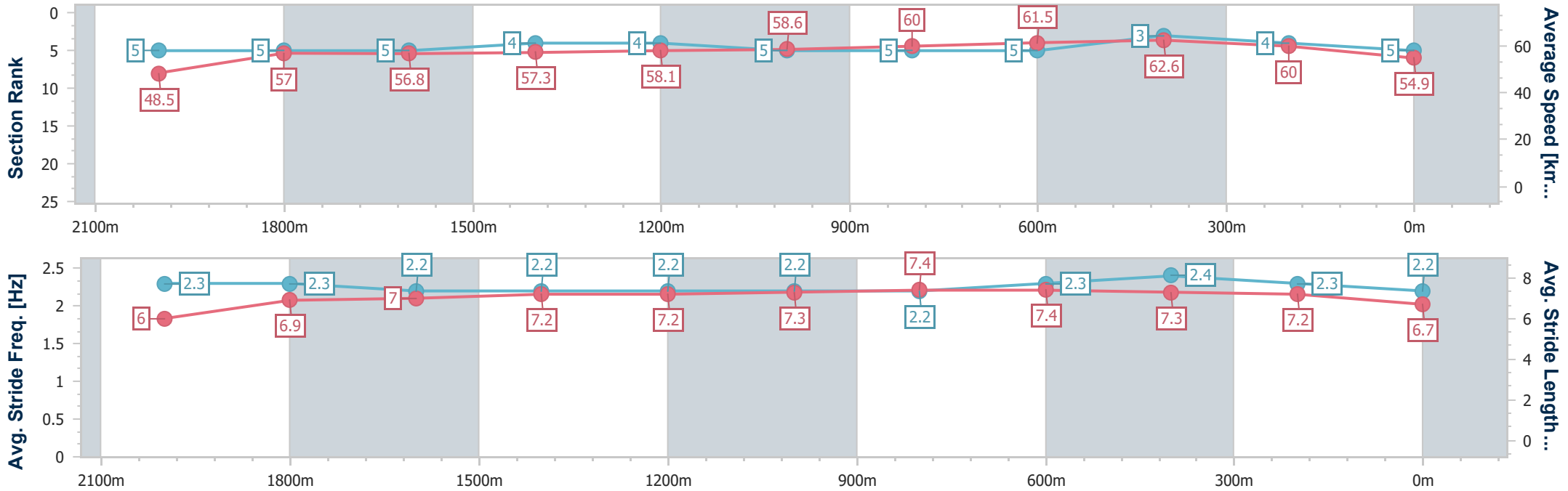


Eagle Farm QLD Professional
 Race 8: SEVEN QUEENSLAND OAKS - 2200m
 08 June 2024 - 15:56
 Track Rating: Good 4, Weather: Fine, Rail Position: +2.5m Entire



BRISBANE
 RACING CLUB

Section	Overall	2000m	1800m	1600m	1400m	1200m	1000m	800m	600m	400m	200m
Section Times	2:18.03 [5] (0:14.92)	2:03.11 [5] (0:12.63)	1:50.48 [5] (0:12.73)	1:37.75 [5] (0:12.59)	1:25.16 [4] (0:12.42)	1:12.74 [4] (0:12.31)	1:00.43 [5] (0:12.03)	0:48.40 [5] (0:11.71)	0:36.69 [5] (0:11.46)	0:25.23 [3] (0:12.03)	0:13.20 [4] (0:13.20)
Average Speed [km/h]	48.5	57.0	56.8	57.3	58.1	58.6	60.0	61.5	62.6	60.0	54.9
Top Speed [km/h]	60.7	58.0	58.4	58.5	58.8	59.5	61.2	62.7	64.1	62.6	56.7
Avg. Dist. to Rail [m]	1.5	0.8	0.9	0.6	1.5	1.9	1.3	0.3	1.3	7.8	8.9
Avg. Stride Freq. [Hz]	2.3	2.3	2.2	2.2	2.2	2.2	2.2	2.3	2.4	2.3	2.2
Avg. Stride Length [m]	6.0	6.9	7.0	7.2	7.2	7.3	7.4	7.4	7.3	7.2	6.7



- [] Ranking at each section and finish
- .-.- No data available at this section
- NA No data available



Horse/Jockey Name	Mollynickers
Final Rank	6
Fastest Section Time (Section)	0:11.66 (600m)
Top Speed [km/h] (Section)	64.6 (600m)
Race State	Finished



Eagle Farm QLD Professional
Race 8: SEVEN QUEENSLAND OAKS - 2200m

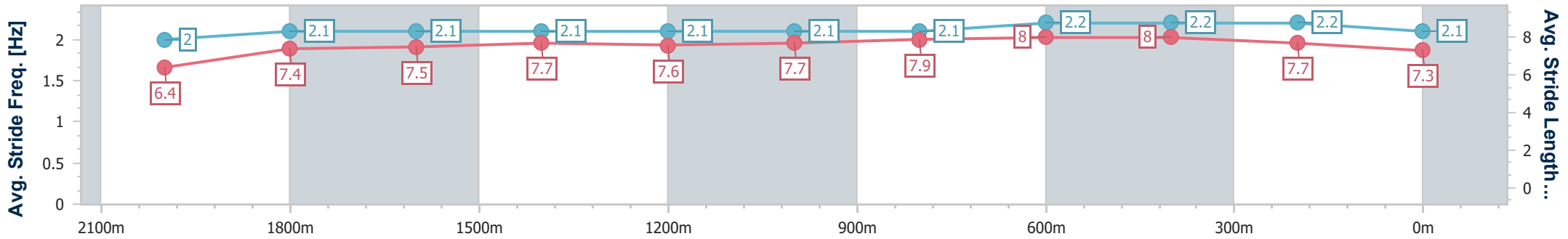
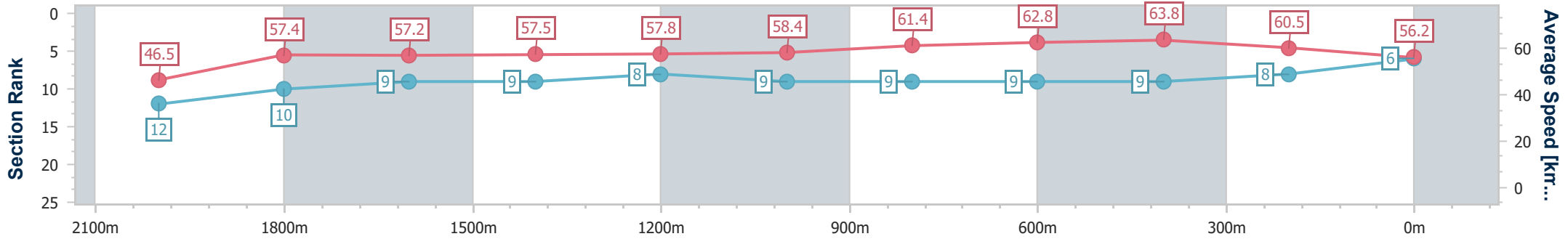
08 June 2024 - 15:56

Track Rating: Good 4, Weather: Fine, Rail Position: +2.5m Entire



BRISBANE RACING CLUB

Section	Overall	2000m	1800m	1600m	1400m	1200m	1000m	800m	600m	400m	200m
Section Times	2:18.13 [6] (0:15.49)	2:02.64 [12] (0:12.51)	1:50.13 [10] (0:12.67)	1:37.46 [9] (0:12.64)	1:24.82 [9] (0:12.49)	1:12.33 [8] (0:12.33)	1:00.00 [9] (0:11.84)	0:48.16 [9] (0:11.70)	0:36.46 [9] (0:11.66)	0:24.80 [9] (0:11.93)	0:12.87 [8] (0:12.87)
Average Speed [km/h]	46.5	57.4	57.2	57.5	57.8	58.4	61.4	62.8	63.8	60.5	56.2
Top Speed [km/h]	60.6	59.0	58.8	58.4	58.1	59.5	63.5	63.7	64.6	63.3	58.2
Avg. Dist. to Rail [m]	3.2	0.9	1.7	2.4	1.6	1.9	1.9	4.0	7.0	13.5	12.2
Avg. Stride Freq. [Hz]	2.0	2.1	2.1	2.1	2.1	2.1	2.1	2.2	2.2	2.2	2.1
Avg. Stride Length [m]	6.4	7.4	7.5	7.7	7.6	7.7	7.9	8.0	8.0	7.7	7.3



- [] Ranking at each section and finish
- .-.- No data available at this section
- NA No data available



Horse/Jockey Name	Good Banter
Final Rank	7
Fastest Section Time (Section)	0:11.70 (800m)
Top Speed [km/h] (Section)	63.8 (600m)
Race State	Finished



Eagle Farm QLD Professional
Race 8: SEVEN QUEENSLAND OAKS - 2200m

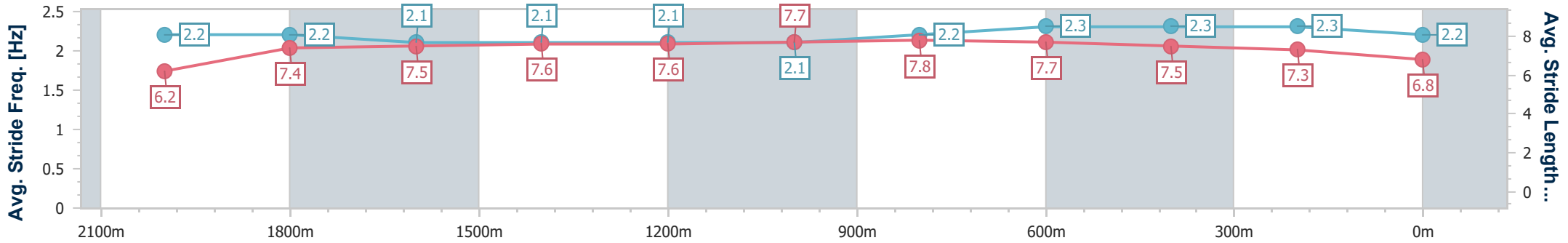
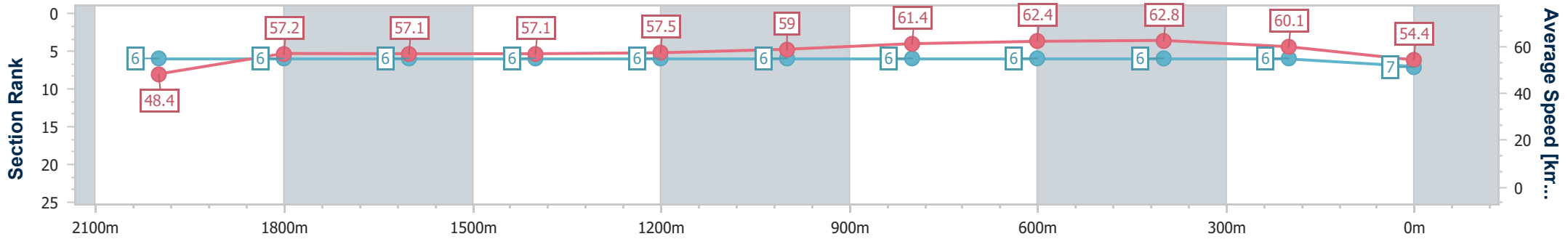
08 June 2024 - 15:56

Track Rating: Good 4, Weather: Fine, Rail Position: +2.5m Entire



BRISBANE RACING CLUB

Section	Overall	2000m	1800m	1600m	1400m	1200m	1000m	800m	600m	400m	200m
Section Times	2:18.38 [7] (0:14.94)	2:03.44 [6] (0:12.68)	1:50.76 [6] (0:12.74)	1:38.02 [6] (0:12.70)	1:25.32 [6] (0:12.49)	1:12.83 [6] (0:12.21)	1:00.62 [6] (0:11.91)	0:48.71 [6] (0:11.70)	0:37.01 [6] (0:11.74)	0:25.27 [6] (0:11.99)	0:13.28 [6] (0:13.28)
Average Speed [km/h]	48.4	57.2	57.1	57.1	57.5	59.0	61.4	62.4	62.8	60.1	54.4
Top Speed [km/h]	59.5	59.0	57.6	58.3	58.6	60.1	61.9	63.1	63.8	62.8	57.4
Avg. Dist. to Rail [m]	2.3	1.7	2.2	1.7	1.9	2.5	2.2	2.8	5.6	9.7	8.8
Avg. Stride Freq. [Hz]	2.2	2.2	2.1	2.1	2.1	2.1	2.2	2.3	2.3	2.3	2.2
Avg. Stride Length [m]	6.2	7.4	7.5	7.6	7.6	7.7	7.8	7.7	7.5	7.3	6.8



- [] Ranking at each section and finish
- .-.- No data available at this section
- NA No data available



Horse/Jockey Name	Molly Bloom
Final Rank	8
Fastest Section Time (Section)	0:11.54 (800m)
Top Speed [km/h] (Section)	63.6 (1000m)
Race State	Finished



Eagle Farm QLD Professional
Race 8: SEVEN QUEENSLAND OAKS - 2200m

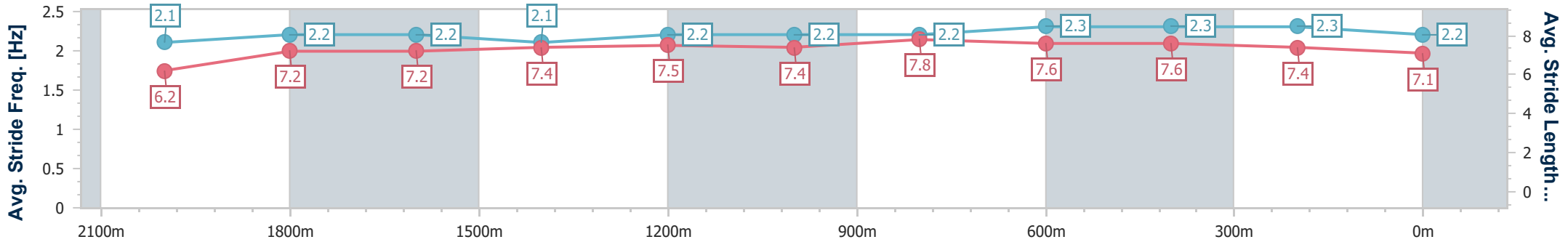
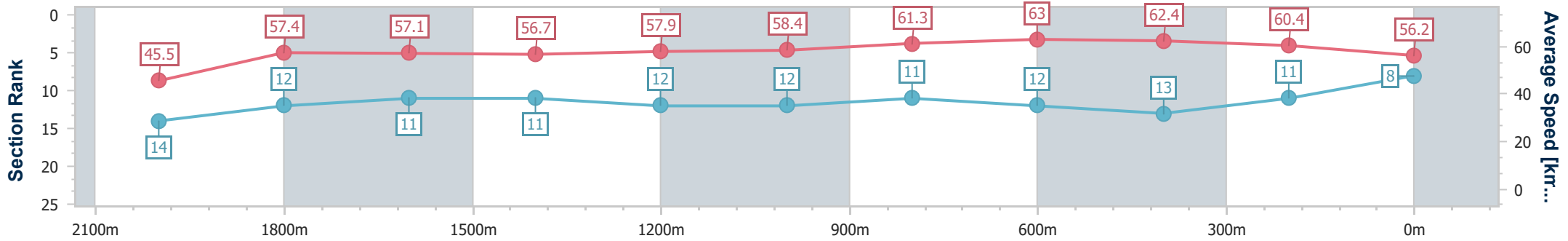


08 June 2024 - 15:56

Track Rating: Good 4, Weather: Fine, Rail Position: +2.5m Entire

BRISBANE RACING CLUB

Section	Overall	2000m	1800m	1600m	1400m	1200m	1000m	800m	600m	400m	200m
Section Times	2:18.38 [8] (0:15.81)	2:02.57 [14] (0:12.49)	1:50.08 [12] (0:12.61)	1:37.47 [11] (0:12.74)	1:24.73 [11] (0:12.48)	1:12.25 [12] (0:12.32)	0:59.93 [12] (0:11.93)	0:48.00 [11] (0:11.54)	0:36.46 [12] (0:11.68)	0:24.78 [13] (0:11.88)	0:12.90 [11] (0:12.90)
Average Speed [km/h]	45.5	57.4	57.1	56.7	57.9	58.4	61.3	63.0	62.4	60.4	56.2
Top Speed [km/h]	58.2	59.6	58.4	58.2	59.6	59.9	63.6	63.5	63.1	62.3	58.8
Avg. Dist. to Rail [m]	3.3	1.0	0.6	1.6	1.5	2.2	2.4	2.8	1.9	5.0	4.2
Avg. Stride Freq. [Hz]	2.1	2.2	2.2	2.1	2.2	2.2	2.2	2.3	2.3	2.3	2.2
Avg. Stride Length [m]	6.2	7.2	7.2	7.4	7.5	7.4	7.8	7.6	7.6	7.4	7.1



- [] Ranking at each section and finish
- .-.- No data available at this section
- NA No data available



Horse/Jockey Name	Ahuriri
Final Rank	9
Fastest Section Time (Section)	0:11.27 (800m)
Top Speed [km/h] (Section)	67.0 (800m)
Race State	Finished



Eagle Farm QLD Professional
Race 8: SEVEN QUEENSLAND OAKS - 2200m

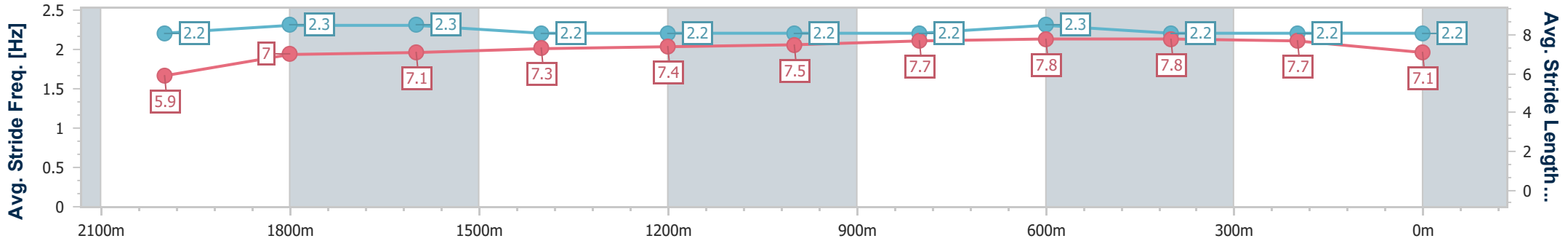
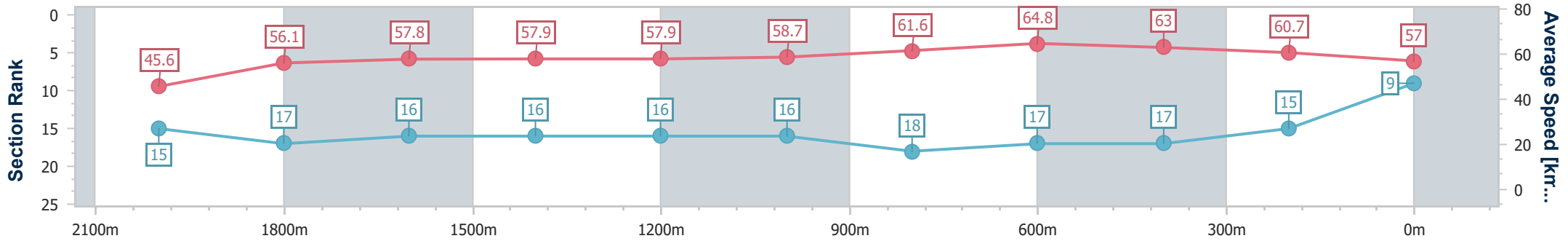
08 June 2024 - 15:56

Track Rating: Good 4, Weather: Fine, Rail Position: +2.5m Entire



BRISBANE RACING CLUB

Section	Overall	2000m	1800m	1600m	1400m	1200m	1000m	800m	600m	400m	200m
Section Times	2:18.51 [9] (0:15.84)	2:02.67 [15] (0:12.93)	1:49.74 [17] (0:12.72)	1:37.02 [16] (0:12.66)	1:24.36 [16] (0:12.49)	1:11.87 [16] (0:12.28)	0:59.59 [16] (0:11.95)	0:47.64 [18] (0:11.27)	0:36.37 [17] (0:11.80)	0:24.57 [17] (0:11.83)	0:12.74 [15] (0:12.74)
Average Speed [km/h]	45.6	56.1	57.8	57.9	57.9	58.7	61.6	64.8	63.0	60.7	57.0
Top Speed [km/h]	57.2	57.1	58.5	58.7	60.0	59.6	64.2	67.0	65.1	62.1	59.0
Avg. Dist. to Rail [m]	8.2	1.7	3.8	5.1	4.4	4.0	4.0	3.8	6.0	14.4	13.5
Avg. Stride Freq. [Hz]	2.2	2.3	2.3	2.2	2.2	2.2	2.2	2.3	2.2	2.2	2.2
Avg. Stride Length [m]	5.9	7.0	7.1	7.3	7.4	7.5	7.7	7.8	7.8	7.7	7.1



- [] Ranking at each section and finish
- .-.- No data available at this section
- NA No data available



Horse/Jockey Name	Amazonian Lass
Final Rank	10
Fastest Section Time (Section)	0:11.77 (600m)
Top Speed [km/h] (Section)	63.3 (600m)
Race State	Finished



Eagle Farm QLD Professional
Race 8: SEVEN QUEENSLAND OAKS - 2200m

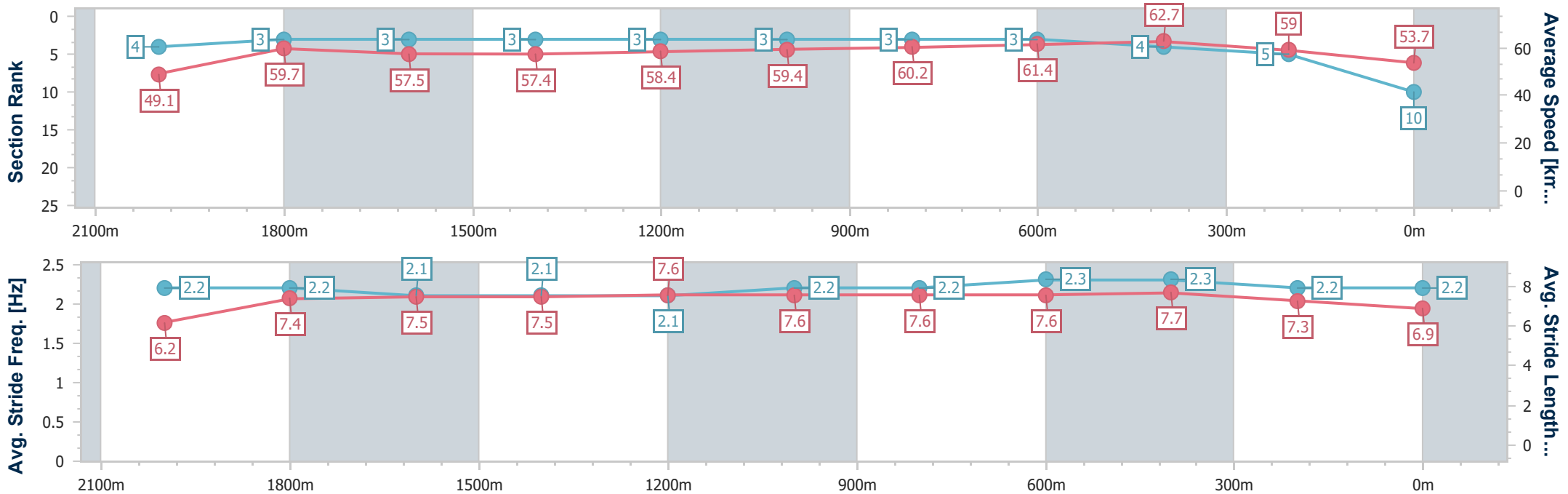
08 June 2024 - 15:56

Track Rating: Good 4, Weather: Fine, Rail Position: +2.5m Entire



BRISBANE RACING CLUB

Section	Overall	2000m	1800m	1600m	1400m	1200m	1000m	800m	600m	400m	200m
Section Times	2:18.53 [10] (0:14.77)	2:03.76 [4] (0:12.34)	1:51.42 [3] (0:12.74)	1:38.68 [3] (0:12.74)	1:25.94 [3] (0:12.38)	1:13.56 [3] (0:12.13)	1:01.43 [3] (0:12.19)	0:49.24 [3] (0:11.80)	0:37.44 [3] (0:11.77)	0:25.67 [4] (0:12.17)	0:13.50 [5] (0:13.50)
Average Speed [km/h]	49.1	59.7	57.5	57.4	58.4	59.4	60.2	61.4	62.7	59.0	53.7
Top Speed [km/h]	60.8	60.9	59.7	58.6	58.7	60.7	61.1	62.3	63.3	61.7	56.1
Avg. Dist. to Rail [m]	9.0	4.0	3.7	5.0	4.3	4.1	3.4	2.0	4.2	9.4	8.0
Avg. Stride Freq. [Hz]	2.2	2.2	2.1	2.1	2.1	2.2	2.2	2.3	2.3	2.2	2.2
Avg. Stride Length [m]	6.2	7.4	7.5	7.5	7.6	7.6	7.6	7.6	7.7	7.3	6.9



- [] Ranking at each section and finish
- .-.- No data available at this section
- NA No data available



Horse/Jockey Name	Firestorm
Final Rank	11
Fastest Section Time (Section)	0:11.36 (800m)
Top Speed [km/h] (Section)	67.7 (800m)
Race State	Finished



Eagle Farm QLD Professional
Race 8: SEVEN QUEENSLAND OAKS - 2200m

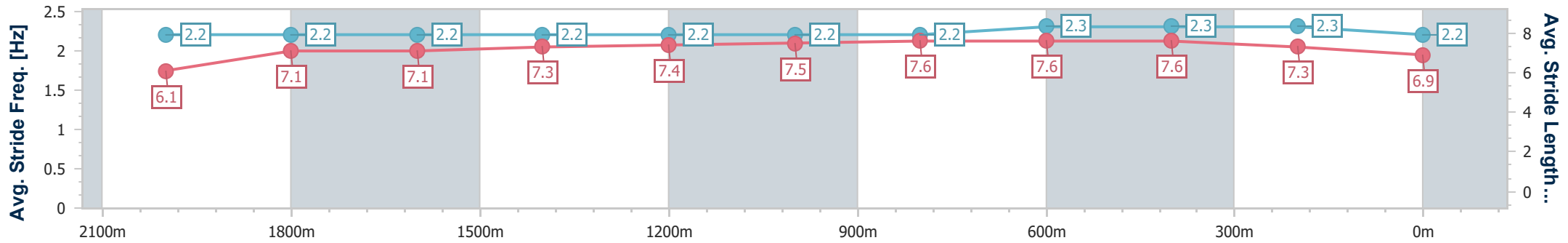
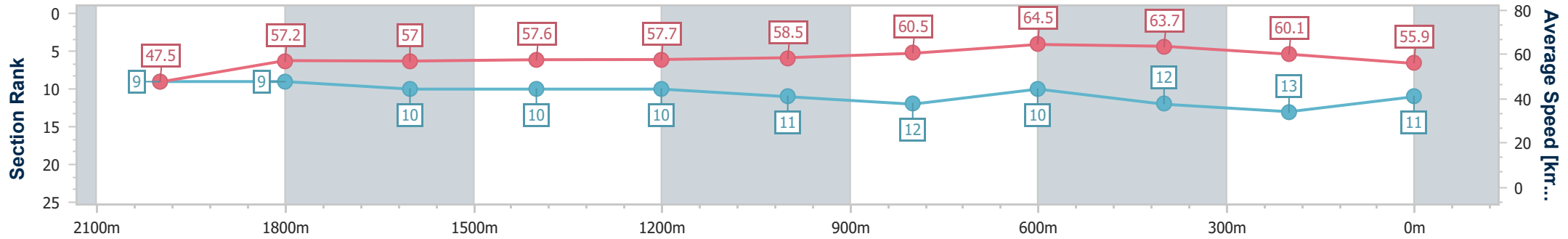
08 June 2024 - 15:56

Track Rating: Good 4, Weather: Fine, Rail Position: +2.5m Entire



BRISBANE RACING CLUB

Section	Overall	2000m	1800m	1600m	1400m	1200m	1000m	800m	600m	400m	200m
Section Times	2:18.53 [11] (0:15.24)	2:03.29 [9] (0:12.72)	1:50.57 [9] (0:12.83)	1:37.74 [10] (0:12.76)	1:24.98 [10] (0:12.49)	1:12.49 [10] (0:12.36)	1:00.13 [11] (0:12.09)	0:48.04 [12] (0:11.36)	0:36.68 [10] (0:11.71)	0:24.97 [12] (0:12.01)	0:12.96 [13] (0:12.96)
Average Speed [km/h]	47.5	57.2	57.0	57.6	57.7	58.5	60.5	64.5	63.7	60.1	55.9
Top Speed [km/h]	59.3	58.6	58.5	59.2	59.6	58.9	62.8	67.7	67.4	63.6	57.2
Avg. Dist. to Rail [m]	5.7	2.1	3.6	4.8	3.9	4.2	3.7	4.1	6.9	12.0	10.8
Avg. Stride Freq. [Hz]	2.2	2.2	2.2	2.2	2.2	2.2	2.2	2.3	2.3	2.3	2.2
Avg. Stride Length [m]	6.1	7.1	7.1	7.3	7.4	7.5	7.6	7.6	7.6	7.3	6.9



- [] Ranking at each section and finish
- .-.- No data available at this section
- NA No data available



Horse/Jockey Name	Oceans Of Energy
Final Rank	12
Fastest Section Time (Section)	0:11.95 (800m)
Top Speed [km/h] (Section)	62.6 (800m)
Race State	Finished



Eagle Farm QLD Professional
Race 8: SEVEN QUEENSLAND OAKS - 2200m

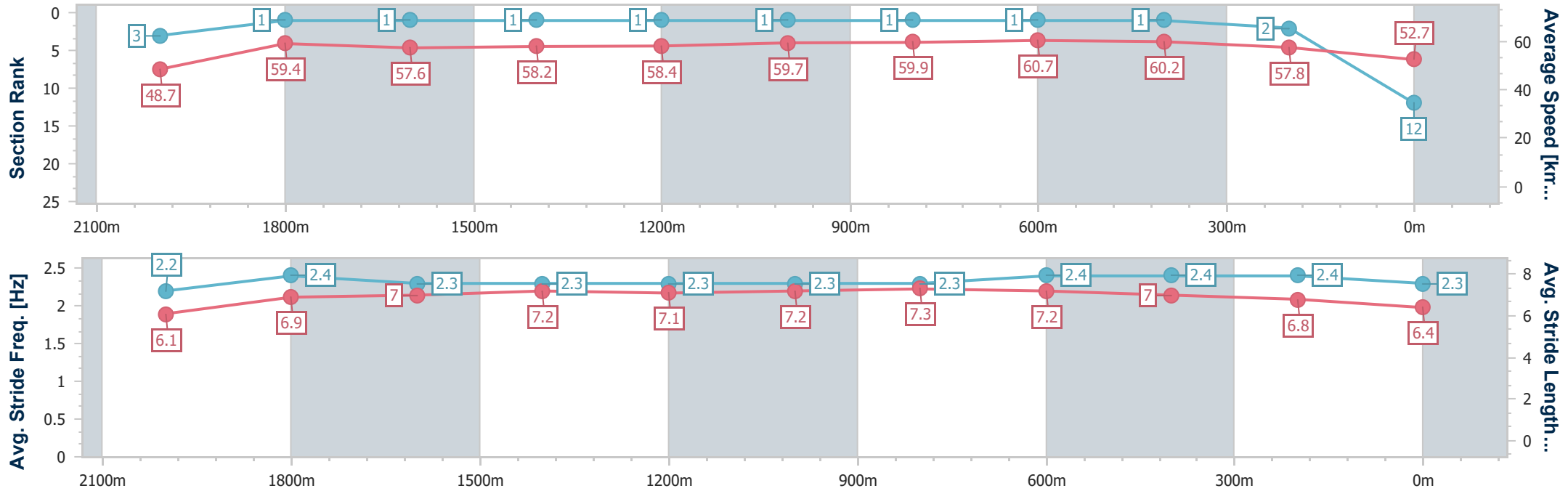
08 June 2024 - 15:56

Track Rating: Good 4, Weather: Fine, Rail Position: +2.5m Entire



BRISBANE RACING CLUB

Section	Overall	2000m	1800m	1600m	1400m	1200m	1000m	800m	600m	400m	200m
Section Times	2:18.53 [12] (0:14.75)	2:03.78 [3] (0:12.07)	1:51.71 [1] (0:12.51)	1:39.20 [1] (0:12.44)	1:26.76 [1] (0:12.33)	1:14.43 [1] (0:12.05)	1:02.38 [1] (0:12.17)	0:50.21 [1] (0:11.95)	0:38.26 [1] (0:12.04)	0:26.22 [1] (0:12.45)	0:13.77 [2] (0:13.77)
Average Speed [km/h]	48.7	59.4	57.6	58.2	58.4	59.7	59.9	60.7	60.2	57.8	52.7
Top Speed [km/h]	60.5	60.6	58.9	58.9	58.9	60.2	60.5	62.6	61.2	60.7	54.8
Avg. Dist. to Rail [m]	1.3	0.9	0.8	1.1	1.5	1.8	1.6	1.8	2.0	5.9	4.2
Avg. Stride Freq. [Hz]	2.2	2.4	2.3	2.3	2.3	2.3	2.3	2.4	2.4	2.4	2.3
Avg. Stride Length [m]	6.1	6.9	7.0	7.2	7.1	7.2	7.3	7.2	7.0	6.8	6.4



- [] Ranking at each section and finish
- .-.- No data available at this section
- NA No data available



Horse/Jockey Name	Concello
Final Rank	13
Fastest Section Time (Section)	0:11.61 (600m)
Top Speed [km/h] (Section)	63.5 (1000m)
Race State	Finished



Eagle Farm QLD Professional
Race 8: SEVEN QUEENSLAND OAKS - 2200m

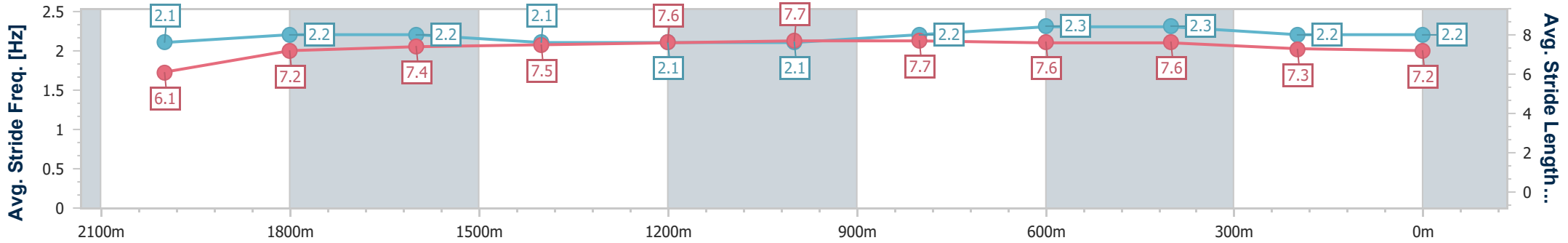
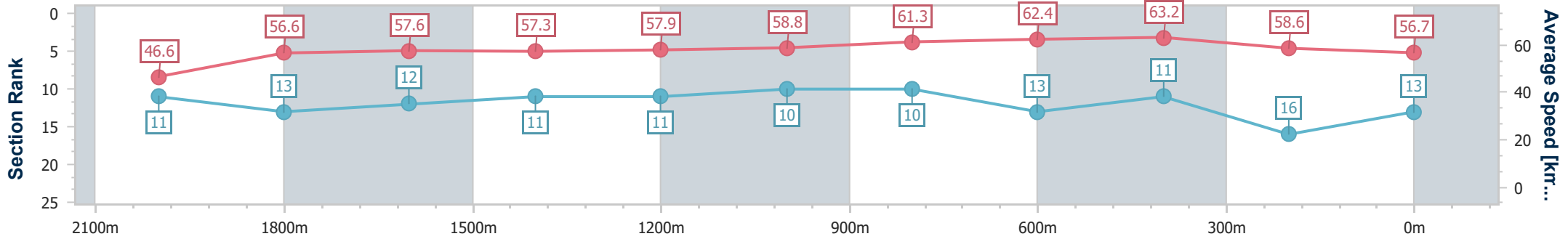
08 June 2024 - 15:56

Track Rating: Good 4, Weather: Fine, Rail Position: +2.5m Entire



BRISBANE RACING CLUB

Section	Overall	2000m	1800m	1600m	1400m	1200m	1000m	800m	600m	400m	200m
Section Times	2:18.61 [13] (0:15.48)	2:03.13 [11] (0:12.88)	1:50.25 [13] (0:12.65)	1:37.60 [12] (0:12.64)	1:24.96 [11] (0:12.45)	1:12.51 [11] (0:12.28)	1:00.23 [10] (0:11.88)	0:48.35 [10] (0:11.67)	0:36.68 [13] (0:11.61)	0:25.07 [11] (0:12.27)	0:12.80 [16] (0:12.80)
Average Speed [km/h]	46.6	56.6	57.6	57.3	57.9	58.8	61.3	62.4	63.2	58.6	56.7
Top Speed [km/h]	59.4	57.7	58.9	59.0	59.6	59.5	63.5	63.2	63.3	63.0	58.2
Avg. Dist. to Rail [m]	2.3	2.1	2.4	1.7	2.8	3.3	2.2	2.9	3.2	9.3	5.6
Avg. Stride Freq. [Hz]	2.1	2.2	2.2	2.1	2.1	2.1	2.2	2.3	2.3	2.2	2.2
Avg. Stride Length [m]	6.1	7.2	7.4	7.5	7.6	7.7	7.7	7.6	7.6	7.3	7.2



- [] Ranking at each section and finish
- .-.- No data available at this section
- NA No data available



Horse/Jockey Name	Gentileschi
Final Rank	14
Fastest Section Time (Section)	0:11.57 (600m)
Top Speed [km/h] (Section)	63.3 (600m)
Race State	Finished



Eagle Farm QLD Professional

Race 8: SEVEN QUEENSLAND OAKS - 2200m

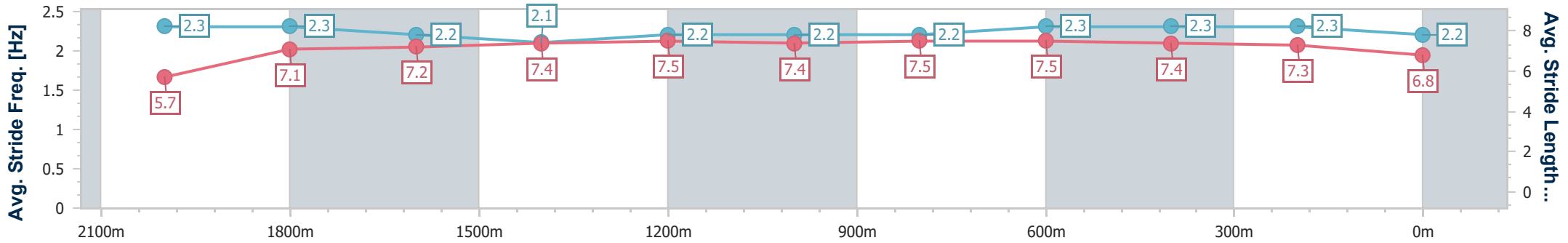
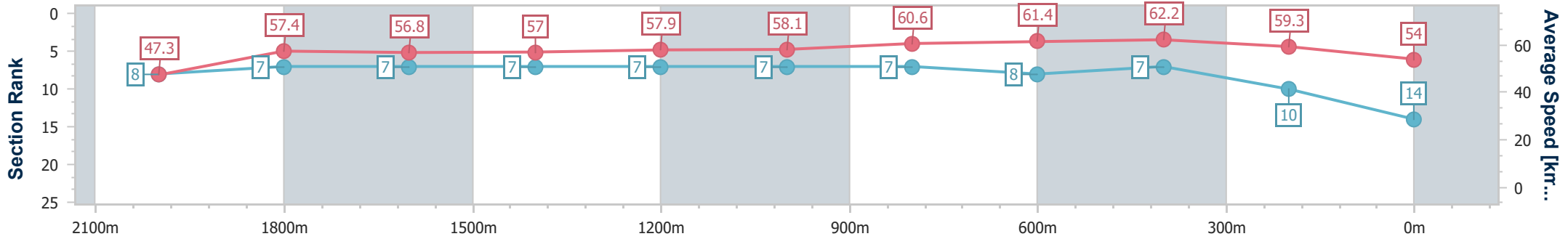
08 June 2024 - 15:56

Track Rating: Good 4, Weather: Fine, Rail Position: +2.5m Entire



BRISBANE RACING CLUB

Section	Overall	2000m	1800m	1600m	1400m	1200m	1000m	800m	600m	400m	200m
Section Times	2:18.77 [14] (0:15.21)	2:03.56 [8] (0:12.55)	1:51.01 [7] (0:12.75)	1:38.26 [7] (0:12.62)	1:25.64 [7] (0:12.48)	1:13.16 [7] (0:12.36)	1:00.80 [7] (0:11.93)	0:48.87 [7] (0:11.76)	0:37.11 [8] (0:11.57)	0:25.54 [7] (0:12.15)	0:13.39 [10] (0:13.39)
Average Speed [km/h]	47.3	57.4	56.8	57.0	57.9	58.1	60.6	61.4	62.2	59.3	54.0
Top Speed [km/h]	60.4	59.4	58.6	58.4	58.5	59.2	63.0	62.4	63.3	60.8	57.8
Avg. Dist. to Rail [m]	1.4	0.7	1.4	0.7	0.4	0.5	0.4	0.7	1.0	8.0	6.9
Avg. Stride Freq. [Hz]	2.3	2.3	2.2	2.1	2.2	2.2	2.2	2.3	2.3	2.3	2.2
Avg. Stride Length [m]	5.7	7.1	7.2	7.4	7.5	7.4	7.5	7.5	7.4	7.3	6.8



- [] Ranking at each section and finish
- .-.- No data available at this section
- NA No data available



Horse/Jockey Name	Moonlight Magic
Final Rank	15
Fastest Section Time (Section)	0:11.66 (800m)
Top Speed [km/h] (Section)	64.3 (600m)
Race State	Finished



Eagle Farm QLD Professional
Race 8: SEVEN QUEENSLAND OAKS - 2200m

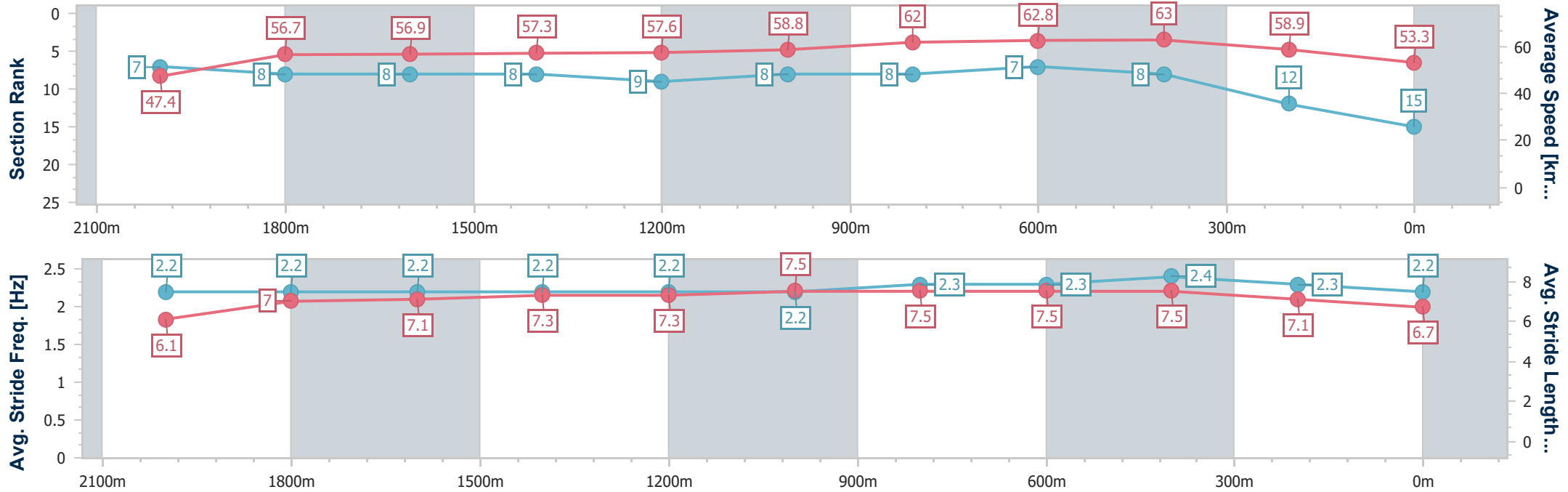
08 June 2024 - 15:56

Track Rating: Good 4, Weather: Fine, Rail Position: +2.5m Entire



BRISBANE RACING CLUB

Section	Overall	2000m	1800m	1600m	1400m	1200m	1000m	800m	600m	400m	200m
Section Times	2:19.12 [15] (0:15.18)	2:03.94 [7] (0:12.67)	1:51.27 [8] (0:12.73)	1:38.54 [8] (0:12.70)	1:25.84 [8] (0:12.54)	1:13.30 [9] (0:12.26)	1:01.04 [8] (0:11.84)	0:49.20 [8] (0:11.66)	0:37.54 [7] (0:11.74)	0:25.80 [8] (0:12.21)	0:13.59 [12] (0:13.59)
Average Speed [km/h]	47.4	56.7	56.9	57.3	57.6	58.8	62.0	62.8	63.0	58.9	53.3
Top Speed [km/h]	60.4	58.0	58.1	58.6	58.4	59.9	62.8	63.8	64.3	61.7	56.5
Avg. Dist. to Rail [m]	1.7	0.8	1.5	2.7	2.6	3.3	3.5	4.0	5.4	10.2	9.9
Avg. Stride Freq. [Hz]	2.2	2.2	2.2	2.2	2.2	2.2	2.3	2.3	2.4	2.3	2.2
Avg. Stride Length [m]	6.1	7.0	7.1	7.3	7.3	7.5	7.5	7.5	7.5	7.1	6.7



- [] Ranking at each section and finish
- .-.- No data available at this section
- NA No data available



Horse/Jockey Name	Unique Ambition
Final Rank	16
Fastest Section Time (Section)	0:11.32 (800m)
Top Speed [km/h] (Section)	66.3 (800m)
Race State	Finished

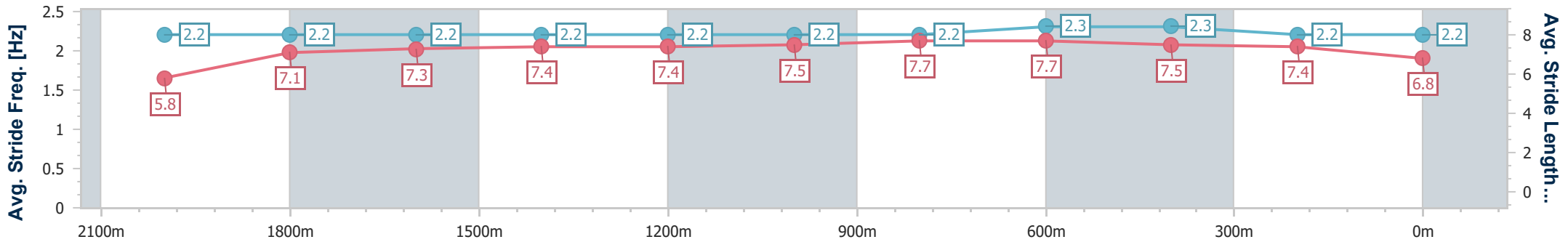
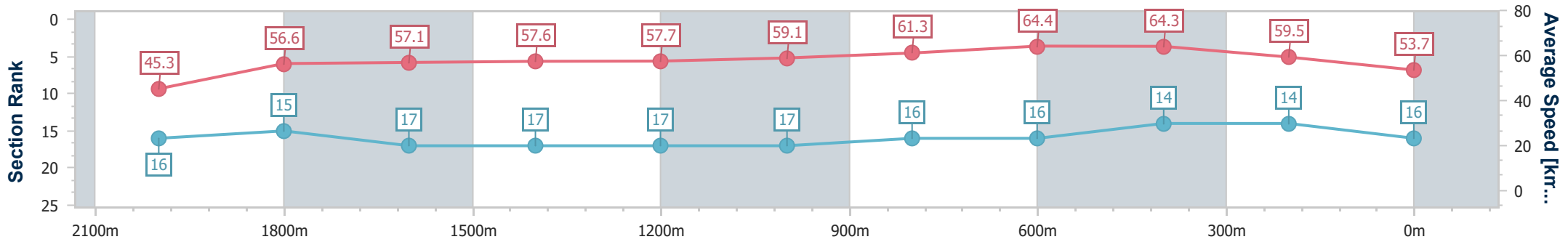


Eagle Farm QLD Professional
 Race 8: SEVEN QUEENSLAND OAKS - 2200m
 08 June 2024 - 15:56
 Track Rating: Good 4, Weather: Fine, Rail Position: +2.5m Entire



BRISBANE
RACING CLUB

Section	Overall	2000m	1800m	1600m	1400m	1200m	1000m	800m	600m	400m	200m
Section Times	2:19.22 [16] (0:15.91)	2:03.31 [16] (0:12.79)	1:50.52 [15] (0:12.86)	1:37.66 [17] (0:12.66)	1:25.00 [17] (0:12.53)	1:12.47 [17] (0:12.18)	1:00.29 [17] (0:11.89)	0:48.40 [16] (0:11.32)	0:37.08 [16] (0:11.46)	0:25.62 [14] (0:12.13)	0:13.49 [14] (0:13.49)
Average Speed [km/h]	45.3	56.6	57.1	57.6	57.7	59.1	61.3	64.4	64.3	59.5	53.7
Top Speed [km/h]	58.7	57.7	58.5	58.7	59.9	60.5	64.1	66.3	66.1	62.4	57.1
Avg. Dist. to Rail [m]	6.6	1.4	3.9	3.6	3.2	3.4	2.3	3.0	4.8	9.6	8.0
Avg. Stride Freq. [Hz]	2.2	2.2	2.2	2.2	2.2	2.2	2.2	2.3	2.3	2.2	2.2
Avg. Stride Length [m]	5.8	7.1	7.3	7.4	7.4	7.5	7.7	7.7	7.5	7.4	6.8



- [] Ranking at each section and finish
- .-.- No data available at this section
- NA No data available



Horse/Jockey Name	Callistemon
Final Rank	17
Fastest Section Time (Section)	0:11.52 (800m)
Top Speed [km/h] (Section)	64.5 (1000m)
Race State	Finished

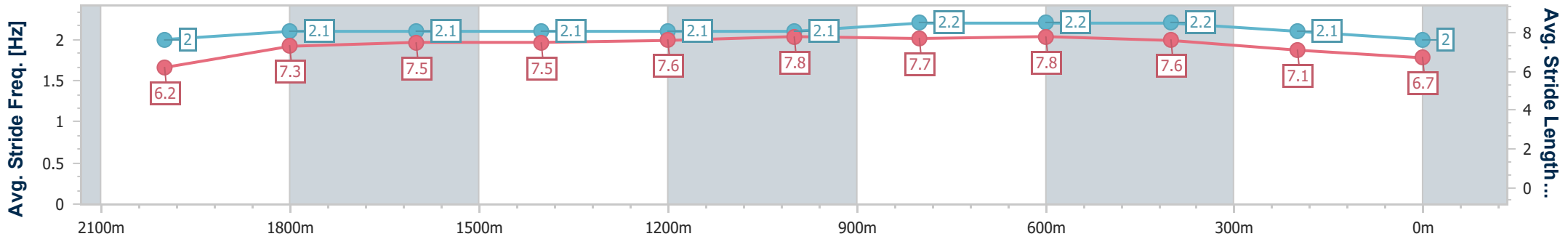
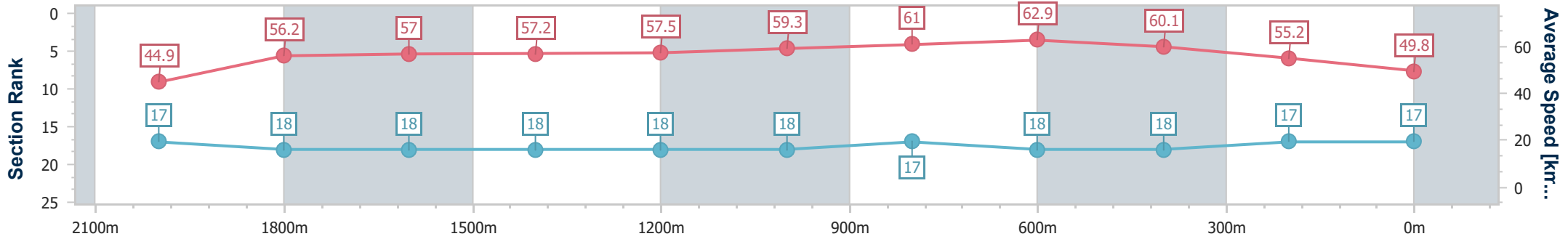


Eagle Farm QLD Professional
 Race 8: SEVEN QUEENSLAND OAKS - 2200m
 08 June 2024 - 15:56
 Track Rating: Good 4, Weather: Fine, Rail Position: +2.5m Entire



BRISBANE
RACING CLUB

Section	Overall	2000m	1800m	1600m	1400m	1200m	1000m	800m	600m	400m	200m
Section Times	2:21.97 [17] (0:16.08)	2:05.89 [17] (0:12.80)	1:53.09 [18] (0:12.70)	1:40.39 [18] (0:12.68)	1:27.71 [18] (0:12.53)	1:15.18 [18] (0:12.17)	1:03.01 [18] (0:11.87)	0:51.14 [17] (0:11.52)	0:39.62 [18] (0:12.03)	0:27.59 [18] (0:13.03)	0:14.56 [17] (0:14.56)
Average Speed [km/h]	44.9	56.2	57.0	57.2	57.5	59.3	61.0	62.9	60.1	55.2	49.8
Top Speed [km/h]	56.6	57.9	58.5	57.9	60.1	61.5	64.5	63.8	61.8	58.8	51.1
Avg. Dist. to Rail [m]	7.3	0.4	0.8	1.8	1.7	2.0	1.6	1.0	0.7	6.0	7.0
Avg. Stride Freq. [Hz]	2.0	2.1	2.1	2.1	2.1	2.1	2.2	2.2	2.2	2.1	2.0
Avg. Stride Length [m]	6.2	7.3	7.5	7.5	7.6	7.8	7.7	7.8	7.6	7.1	6.7



- [] Ranking at each section and finish
- .-.- No data available at this section
- NA No data available



Horse/Jockey Name	Scarlet Oak
Final Rank	18
Fastest Section Time (Section)	0:11.42 (800m)
Top Speed [km/h] (Section)	64.8 (800m)
Race State	Finished



Eagle Farm QLD Professional
Race 8: SEVEN QUEENSLAND OAKS - 2200m

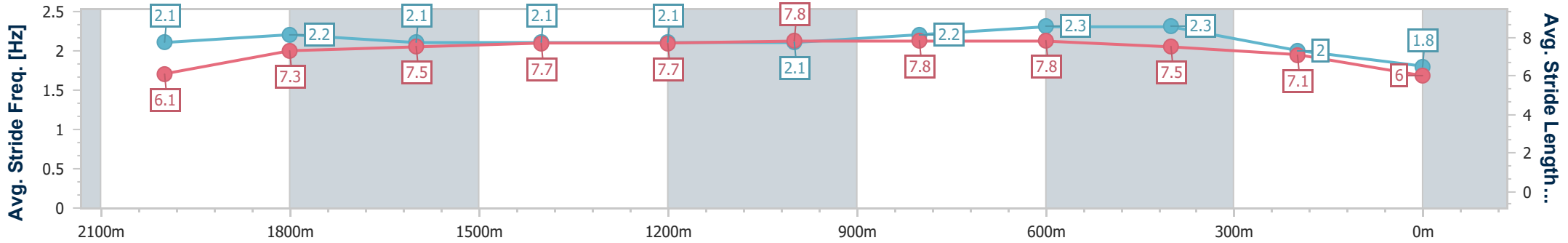
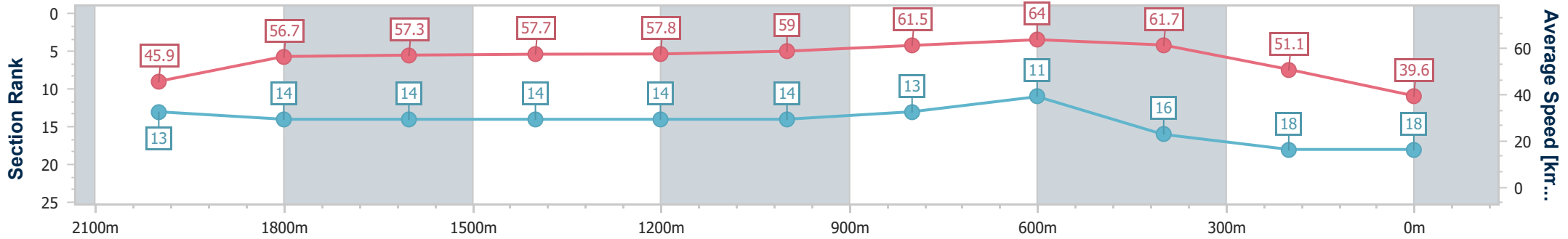
08 June 2024 - 15:56

Track Rating: Good 4, Weather: Fine, Rail Position: +2.5m Entire



BRISBANE RACING CLUB

Section	Overall	2000m	1800m	1600m	1400m	1200m	1000m	800m	600m	400m	200m
Section Times	2:26.15 [18] (0:15.69)	2:10.46 [13] (0:12.82)	1:57.64 [14] (0:12.80)	1:44.84 [14] (0:12.69)	1:32.15 [14] (0:12.47)	1:19.68 [14] (0:12.21)	1:07.47 [14] (0:11.82)	0:55.65 [13] (0:11.42)	0:44.23 [11] (0:11.89)	0:32.34 [16] (0:14.09)	0:18.25 [18] (0:18.25)
Average Speed [km/h]	45.9	56.7	57.3	57.7	57.8	59.0	61.5	64.0	61.7	51.1	39.6
Top Speed [km/h]	58.0	57.2	59.2	58.2	59.8	59.9	63.9	64.8	64.0	58.0	45.9
Avg. Dist. to Rail [m]	6.2	1.5	3.3	4.2	3.0	2.3	2.0	2.9	4.4	9.8	10.1
Avg. Stride Freq. [Hz]	2.1	2.2	2.1	2.1	2.1	2.1	2.2	2.3	2.3	2.0	1.8
Avg. Stride Length [m]	6.1	7.3	7.5	7.7	7.7	7.8	7.8	7.8	7.5	7.1	6.0



- [] Ranking at each section and finish
- .-.- No data available at this section
- NA No data available